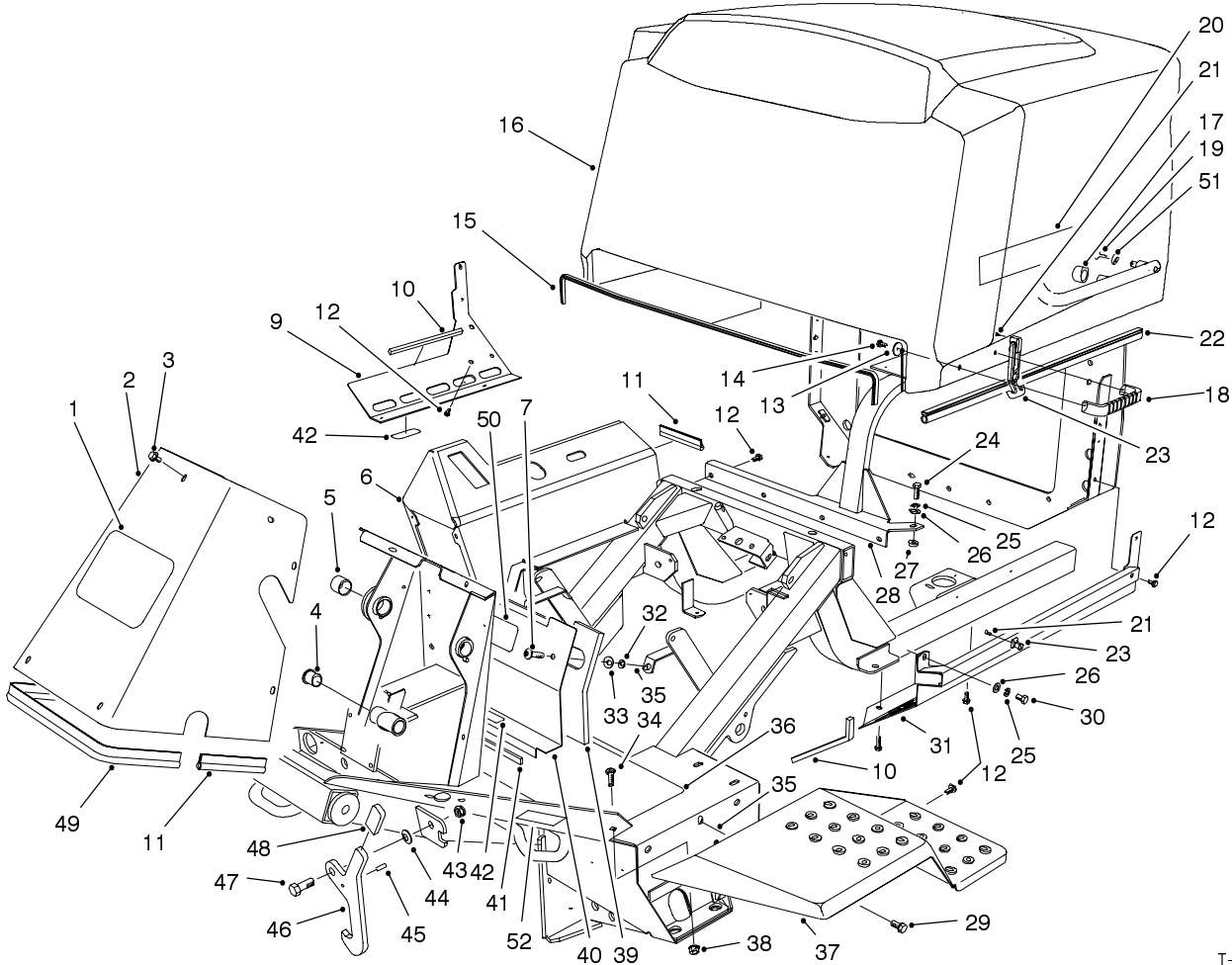




MODEL NO. 30450-20000201 & Up
MODEL NO. 30455-20000201 & Up

PARTS CATALOG

GROUNDMASTER® 455D
TRACTION UNIT WITH CUTTING DECK

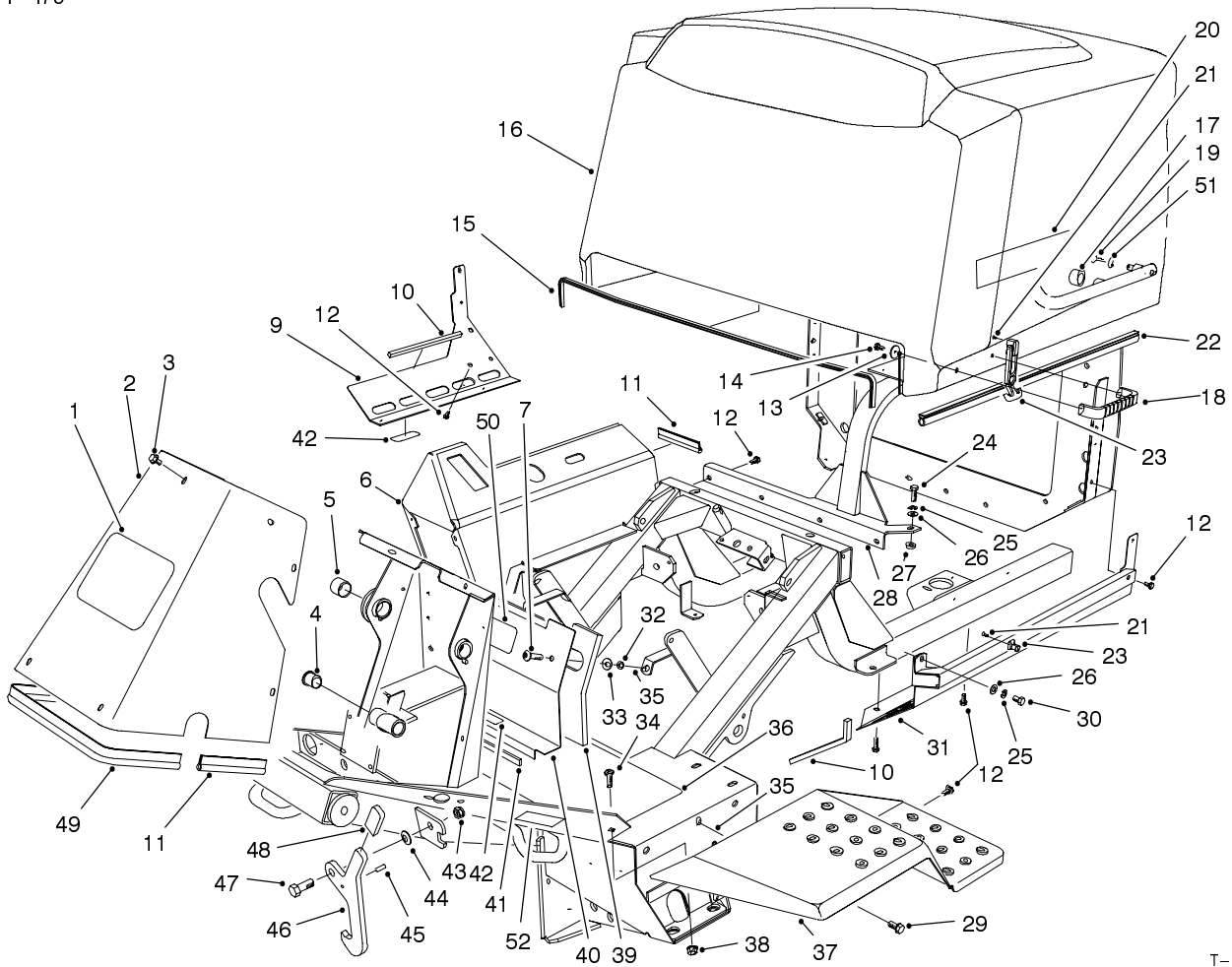


T-2667-1

Frame and Body Assembly

Ref. No.	Part No.	Description	No. Used
1	62-7400	Decal-TORO	1
2	76-9700-01	Cover-Tower	1
3	46-6810	Screw-HWH	9
4	256-10	Bushing-Flange	2
5	256-237	Bushing-Sleeve	1
6	84-1080	Frame Assembly (Incl. Ref # 4, 5, 35 & 52)	1
7	3250-36	Screw-PPH	2
9	94-5601-03	Support-Tank, Lower	1
10	68-7573	Seal-Shroud	2
11	76-6360	Strip-Seal	2
12	32144-11	Screw-HWH	17
13	3256-78	Washer-Flat	2
14	46-8091	Screw-HWH	2
15	94-5618	Trim-Wall, Fire	1
16	93-7798	Hood (Incl. Ref. #15, 20 & 22)	1

Ref. No.	Part No.	Description	No. Used
17	94-5613	Stop-Rubber	2
18	65-5100	Handle-Hood	1
19	3290-467	Pin-Cotter, Hair	2
20	84-1460	Decal-GM 455D	2
21	3290-359	Screw-Head, Round	3
22	94-5617	Seal-Strip, Hood	2
23	94-5626	Latch-Draw	1
24	323-6	Screw-Cap, HH	1
25	3253-21	Washer-Lock	2
26	3256-24	Washer-Flat	2
27	80-7730	Spacer	1
28	93-7236-03	Air Cleaner Support Assembly	1
29	74-4090	Tread-Rest, Foot	1
30	323-4	Screw-Cap, HH	1
31	94-5609-03	Lower Hood Cover Assembly	1

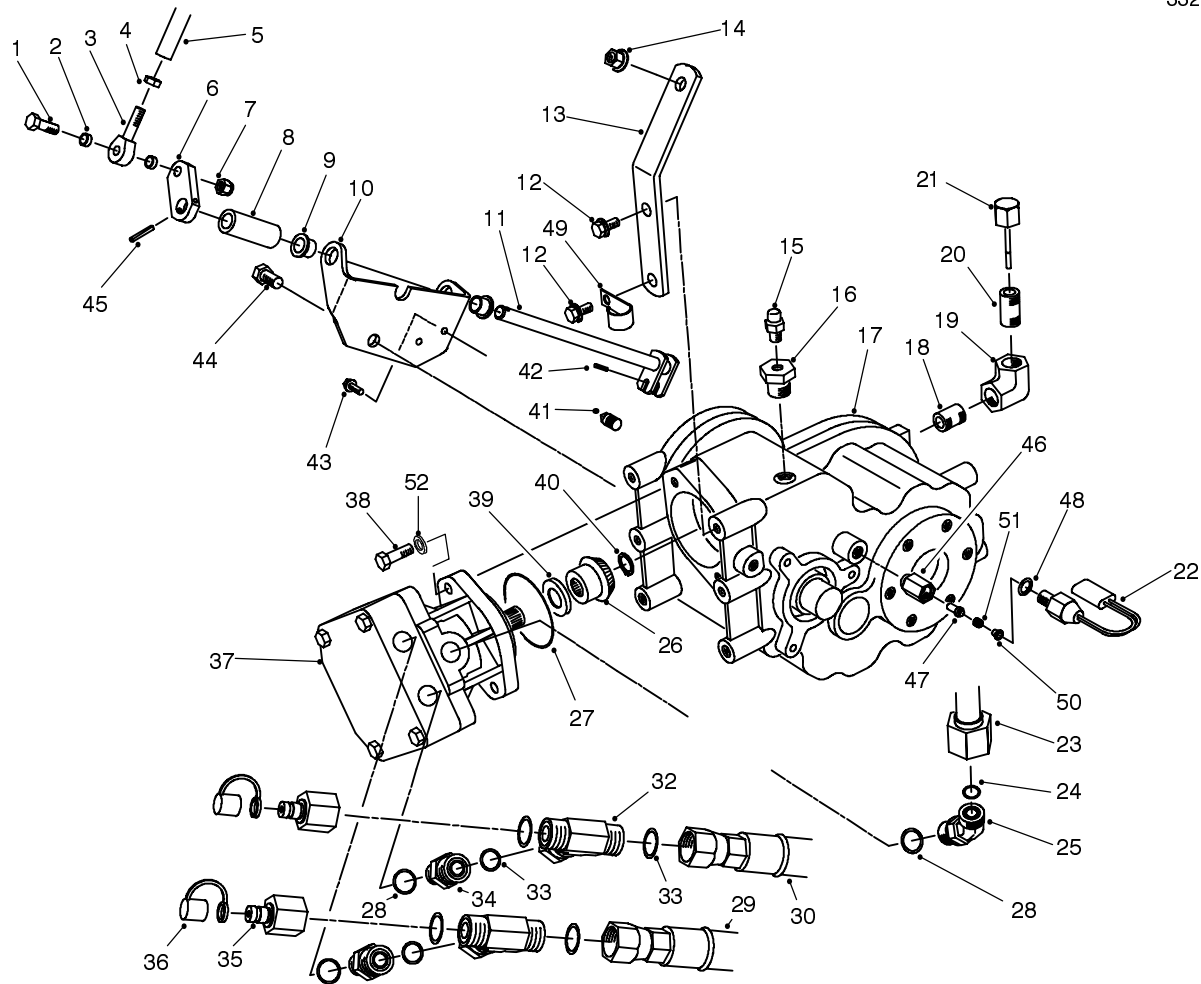


T-2667-1

Frame and Body (Continued)

Ref. No.	Part No.	Description	No. Used	Ref. No.	Part No.	Description	No. Used
32	32151-72	Ring-Retaining	2	43	3296-25	Nut-Lock	2
33	3256-3	Washer-Flat	2	44	3290-483	Washer-Belleville	2
34	3231-22	Bolt-Carriage	2	45	32121-11	Pin-Roll	2
35	32148-10	Insert-Threaded	10	46	84-1490-01	Latch-Lockup	2
36	3234-12	Screw-HWH	7	47	325-5	Screw-Cap, HH	2
37	76-9300-01	Fender-LH	1	48	48-7081	Sleeve	2
*	76-9340-01	Fender-RH	1	49	76-6361	Strip-Seal	1
38	3290-357	Nut-Flange	2	50	93-9426	Decal-Danger	1
39	88-1310	Foam-Cover	1	51	83-1470	Washer-Neoprene	2
40	100-2594	Front Seat Cover Assembly (Incl. Ref #42 & 50)	1	52	92-1370	Decal-Warning	1
41	76-6380	Strip-Seal, Access Panel	1				
42	70-2560	Decal-Oil (Model No. 30450) (Model No. 30455)	1 2				

*Not Illustrated

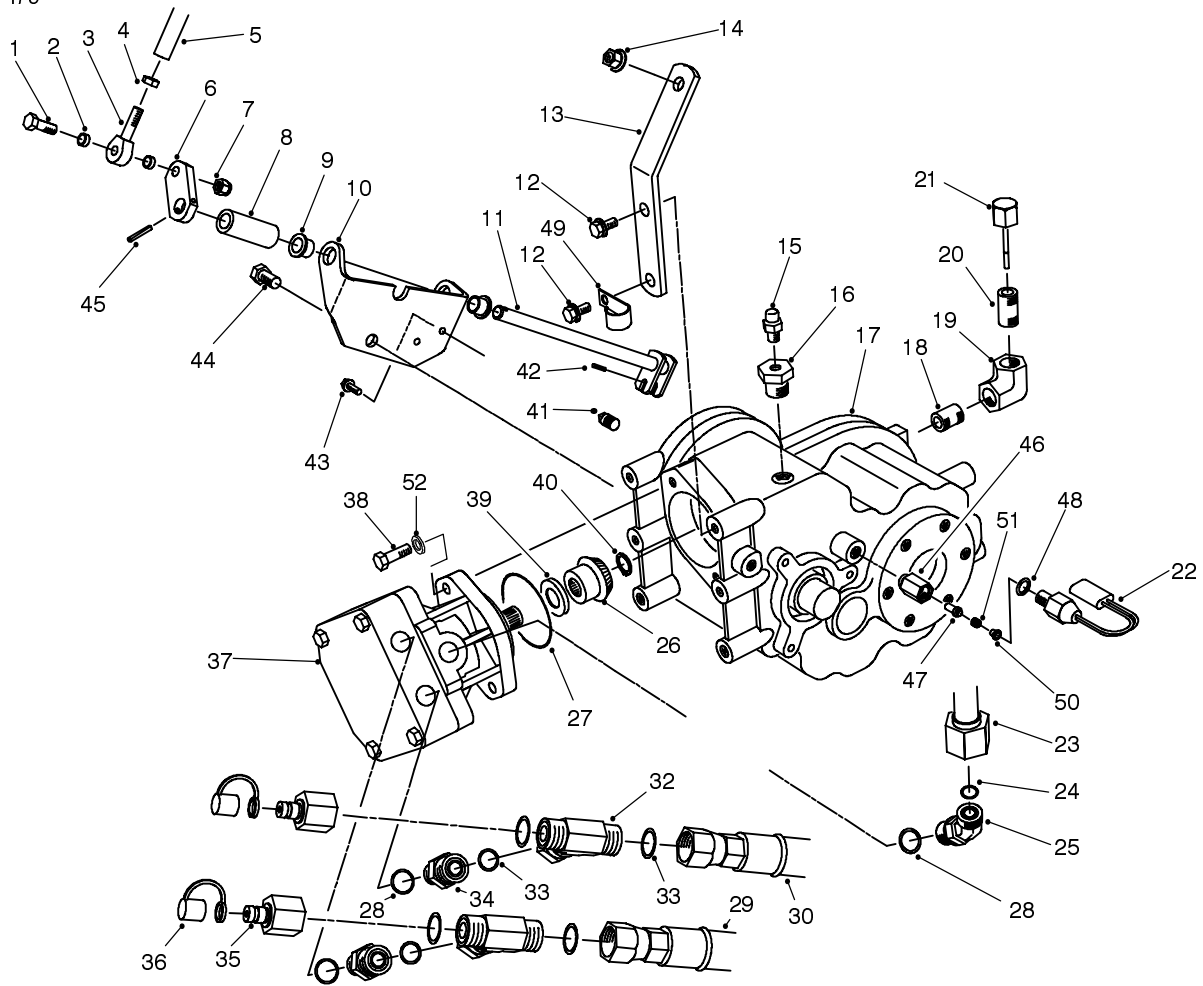


T-1506-1

Front Transaxle Installation Assembly

Ref. No.	Part No.	Description	No. Used	Ref. No.	Part No.	Description	No. Used
1	323-9	Screw-Cap, HH	1	26		Pinion-Spiral	1
2	76-9100	Spacer	2	27	237-167	O-Ring	1
3	2411-36	Rod-End	1	28	237-79	O-Ring	3
4	3220-3	Nut-Jam	1	29	92-5830	LH Traction Hose Assembly	1
5	84-0690	Rod-Shift	1	30	92-5841	Hose-Traction, RH (2WD)	1
6	77-4260	Link-Shift	1	*	92-7765	Tube Assembly (4WD)	1
7	3296-59	Nut-Lock	1	32	340-167	Fitting-Hydraulic (Incl. Ref. #33)	2
8	86-5420	Spacer-Rod, Shift	1	33	237-65	O-Ring	6
9	3-1506	Bushing-Flange	2	34	340-155	Fitting - Hydraulic (Incl. Ref. #28 & 33)	2
10	84-1610-03	Support-Rod, Shift	1	35	86-5860	Nipple	2
11	84-0700	Rod-Shift	1	36	353-947	Cap-Fitting	2
12	3234-12	Screw-HHF	2	37	92-2556-03	Motor-Displacement, Fixed	1
13	84-1600	Bracket-Support, Transaxle	1	38	323-7	Screw-Cap, HH	2
14	3290-357	Nut-Head, Flange	1	39	82-5380	Shim-Pinion .045	1
15	302-14	Plug-Vent	1	*	82-5390	Shim-Pinion .038	1
16	2812-11	Bushing-Reducer	1	*	82-5400	Shim-Pinion .052	1
17	99-7566	Transaxle-2 Speed (Incl. Ref. #26 & 41)	1	40	32151-62	Ring-Retaining	1
18	289-50	Nipple-Pipe	1	41	76-6040	Plug-Pipe (Supplied with transaxle)	1
19	2813-14	Elbow-Pipe 90°	1	42	32121-24	Pin-Roll	1
20	289-44	Nipple-Pipe	1	43	3234-4	Screw-Cap, HH	2
21	27-3710	Dipstick	1	44	325-2	Screw-Cap, HH	1
22	72-4320	Switch-Ball	1	45	32121-6	Pin-Roll	1
23	86-5750	Drain Tube Assembly	1	46	92-1364	Guide-Switch, Pin	1
24	237-30	O-Ring	1	47	92-1365	Plunger-Switch	1
25	340-101	Fitting - Hydraulic (Incl. Ref. #24 & 28)	1				

*Not Illustrated



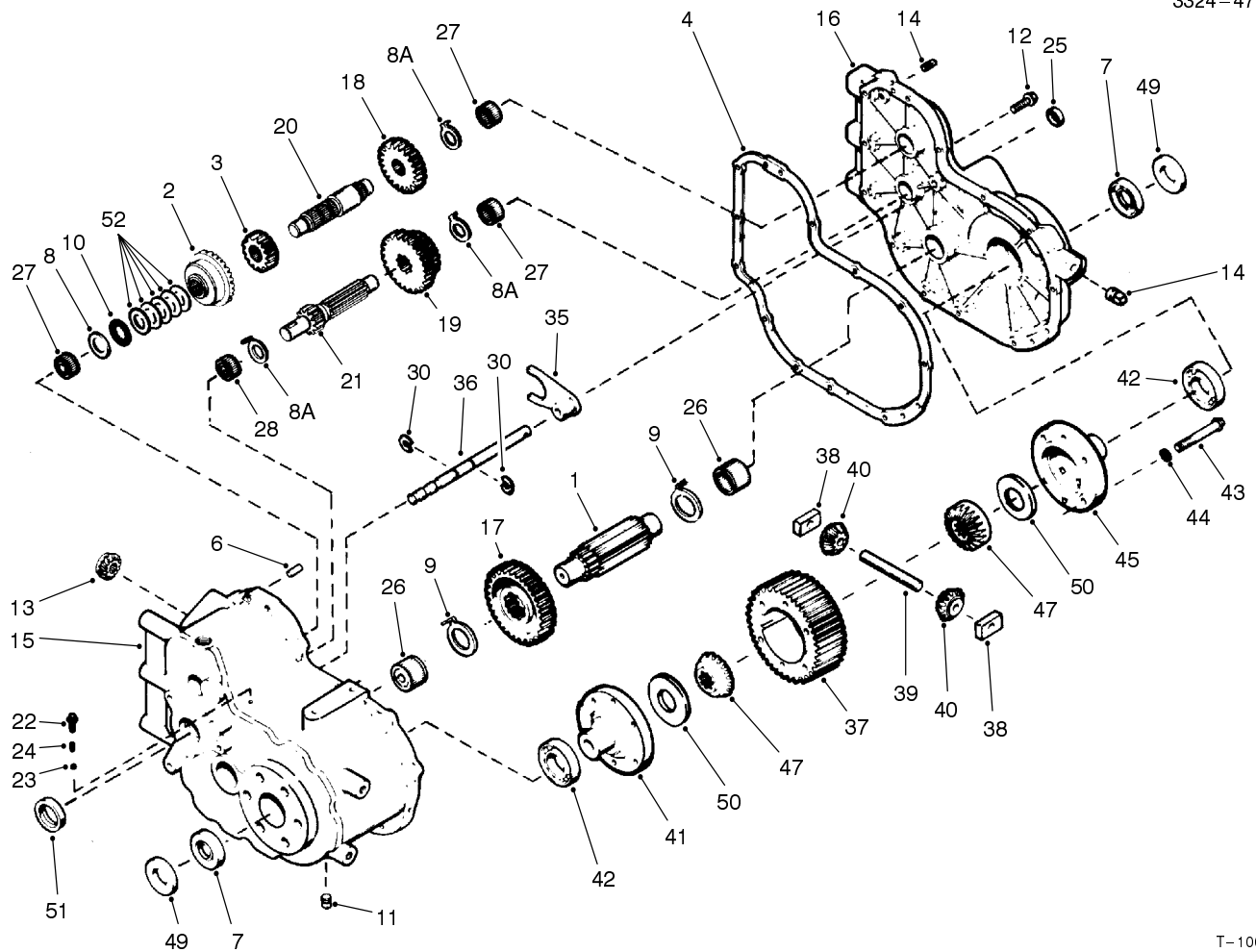
T-1506-1

Front Transaxle Installation Assembly (Continued)

Ref. No.	Part No.	Description	No. Used
48	237-42	O-Ring	1
49	2412-150	Clip-J	1
50	43-8610	Guide-Spring & Ball	1

Ref. No.	Part No.	Description	No. Used
51	92-1366	Spring-Compression	1
52	3256-24	Washer-Flat	2

*Not Illustrated



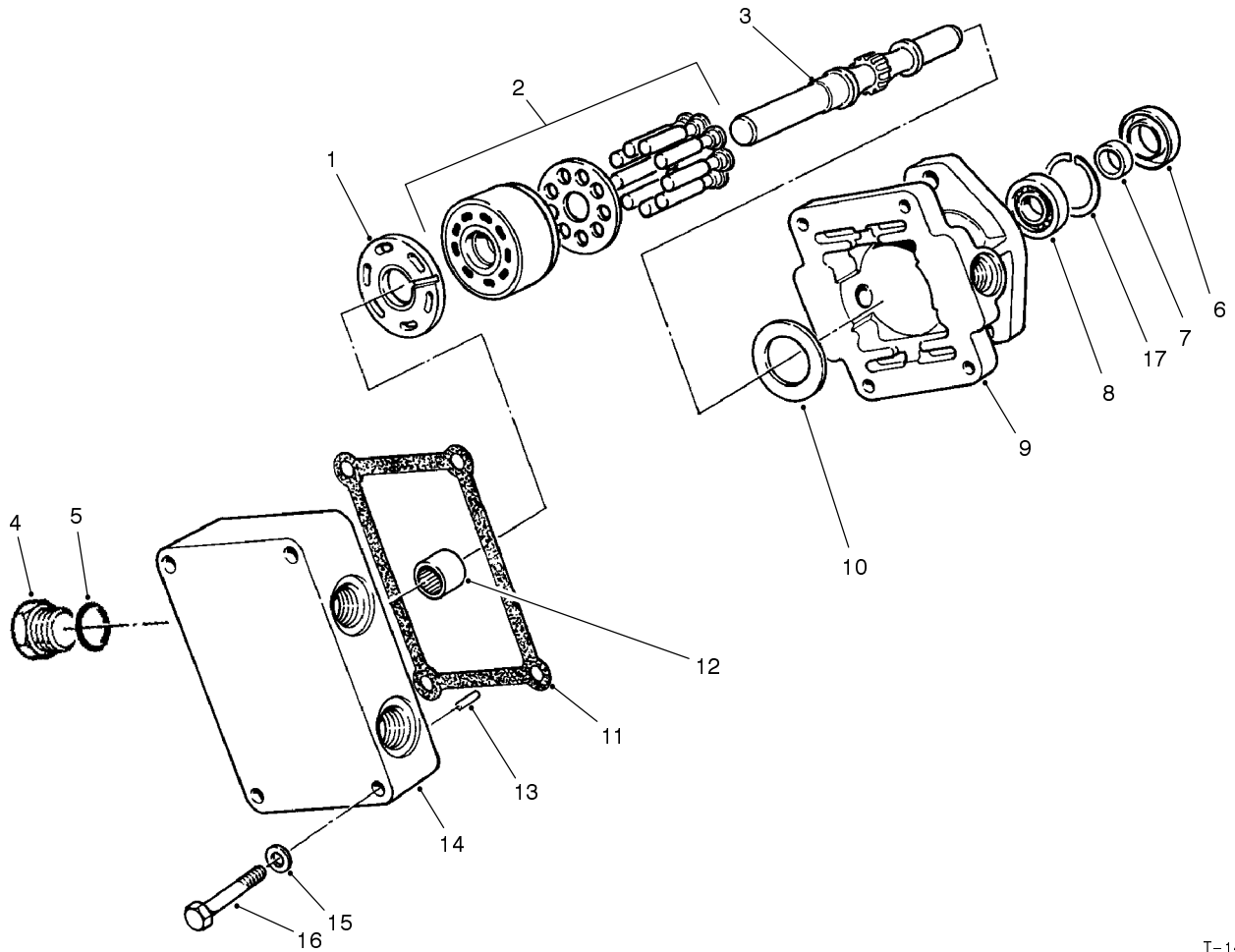
T-1008-1

Transaxle Assembly No. 99-7566

Ref. No.	Part No.	Description	No. Used	Ref. No.	Part No.	Description	No. Used
1	76-5610	Pinion-Output	1	27	76-5870	Bearing-Needle	3
2		Gear-Bevel, Spiral	1	28	92-0640	Bearing-Needle	1
3	76-5630	Gear-Spur	1	30	76-5890	Ring-Retaining	2
4	76-5640	Gasket	1	35	76-5900	Fork-Shift	1
6	76-5660	Pin-Dowel	2	36	92-0647	Rod-Shift (High-Low)	1
7	76-5670	Seal-Oil	2	†37		Gear-Ring	1
8	76-5680	Washer-Thrust	1	†38		Block-Drive	4
8A	76-5650	Washer-Thrust	3	†39		Pin-Drive	2
9	76-5690	Washer-Thrust	2	†40		Pinion-Bevel	4
10	76-5700	Bearing-Thrust	1	41	76-5960	Carrier (Incl. Ref. #50)	1
11	76-5710	Plug-Drain, Magnetic	1	42	92-0646	Bearing-Ball	2
12	76-5720	Screw-HH	13	43	76-5980	Screw-HHF	6
13		Pinion-Bevel, Spiral	1	44	3253-21	Washer-Lock	6
14	76-6040	Plug-Pipe	2	45	76-5990	Carrier-Differential	1
15	92-0639	Case Assembly (Incl. Ref. #26-28)	1	†47		Gear-Bevel	2
16	76-5760	Cover Assembly (Incl. Ref. #26-27)	1	49	76-6010	Spacer	2
17	92-0642	Gear-Output	1	†50		Washer-Thrust	2
18	76-5780	Gear-Spur	1	51	76-6030	Seal-Oil	1
19	92-0644	Gear-Cluster	1	52	76-5680	Shim-Orange .126/.123	A/R
20	92-0641	Shaft-Counter	1	*	76-5740	Shim-Lt. Grn. .123/.120	A/R
21	92-0645	Shaft & Gear-Shifter	1	*	84-0090	Shim-Lt. Blue .120/.117	A/R
22	76-5820	Screw-HHF	1	*	84-0130	Shim-Pink .129/.126	A/R
23	76-5830	Ball-Steel	1	*	84-0140	Shim-Black .132/.129	A/R
24	76-5840	Spring-Fork, Shifter	1	*	84-0080	Set-Gear, Spiral (Matched) (Incl. Ref. #2 & 13)	1
25	76-5850	Seal-Oil	1	*	99-7567	Differential Assembly (Incl. Ref. #37-47 & 50)	1
26	76-5860	Bearing-Needle	2				

*Not Illustrated

†Not Serviced Separately

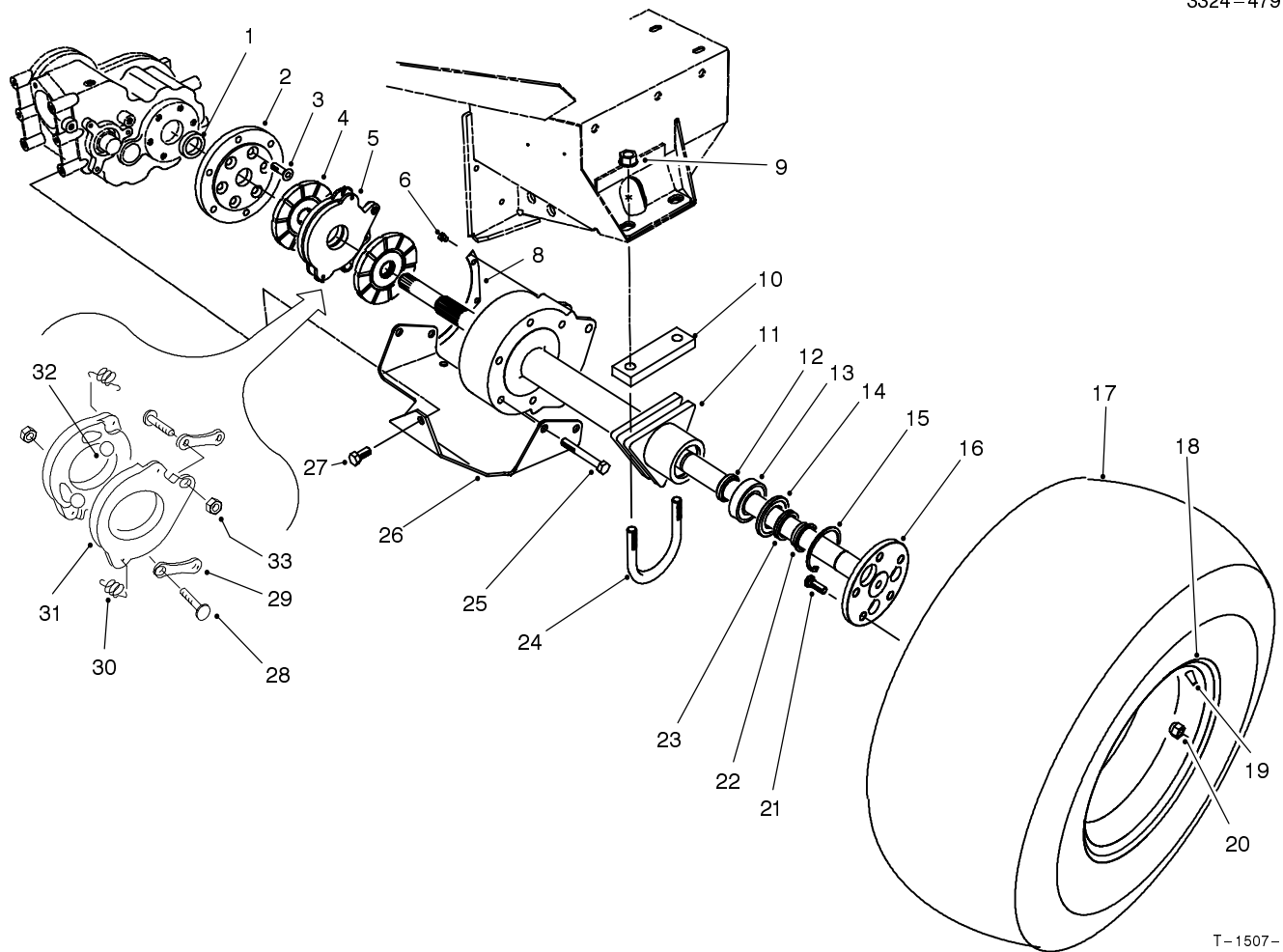


T-1493-1

Hydraulic Motor No. 92-2556-03

Ref. No.	Part No.	Description	No. Used
1	28-3380	Plate-Valve	1
2	48-1800	Kit-Block, Cylinder	1
3	92-0636	Shaft Assembly (Incl. Ref. #7 & 8)	1
4	92-2571	Plug	2
5	237-65	Seal-O-Ring	2
6	74-9480	Seal-Lip	1
7		Sleeve	1
8		Bearing-Roller	1
9	82-4990	Housing-Fixed	1

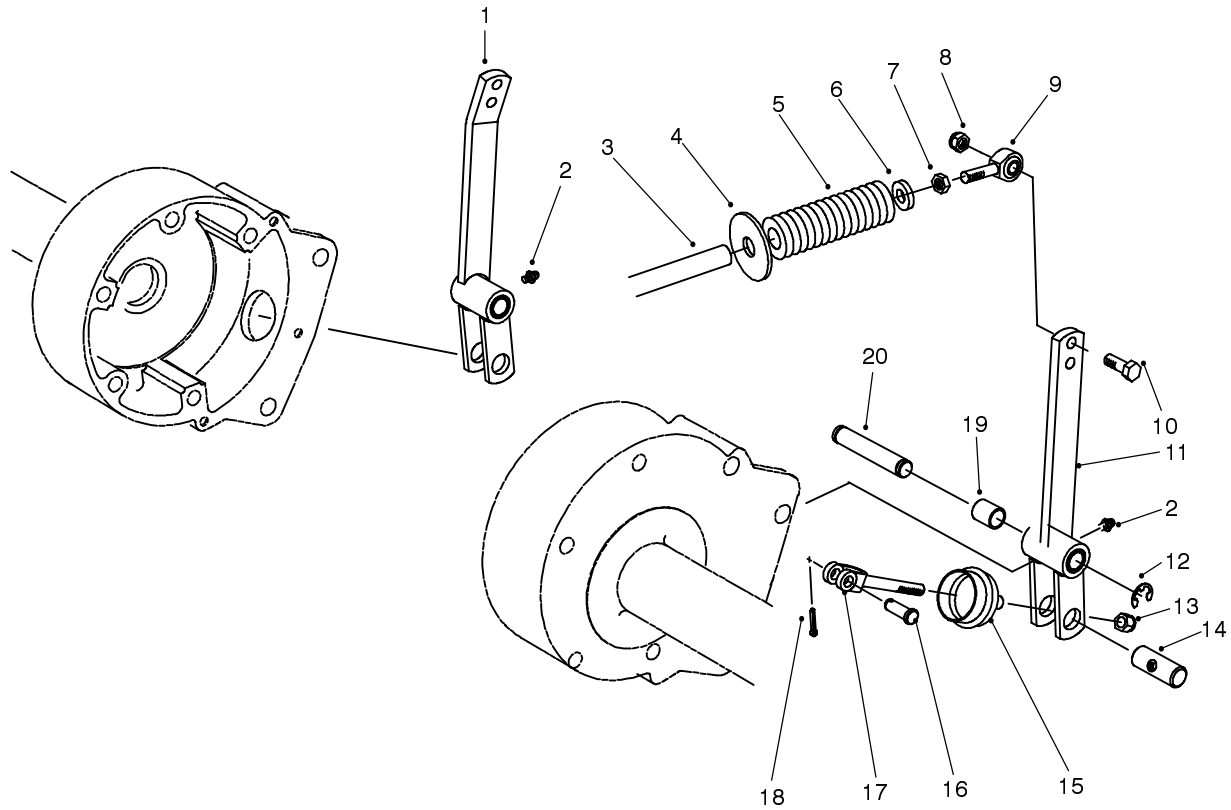
Ref. No.	Part No.	Description	No. Used
10	25-2380	Plate-Thrust	1
11	67-9100	Gasket	1
12	77-3640	Bearing	1
13	25-2430	Pin-Straight	1
14	92-2572	End Cap Assembly (Incl. Ref. #12)	1
15	74-9510	Washer-Flat	1
16	74-9500	Screw-Cap, HH	4
17	82-4970	Ring-Retaining	1



T-1507-1

Front Axle Assembly

Ref. No.	Part No.	Description	No. Used	Ref. No.	Part No.	Description	No. Used
1	76-6010	Spacer-Transaxle (Supplied with transaxle)	2	17	86-5900	Tire	2
2	76-4240-03	Plate-Adapter	2	18	86-2810	Wheel	2
3	3274-87	Screw-Socket, FH	12	19	232-27	Stem-Valve	2
4	74-3640	Disc-Brake	4	20	23-7270	Nut-Wheel	10
5	74-3630	Actuator-Brake (Incl. Ref. #28-33)	2	21	242-34	Stud-Axle	10
6	3234-30	Screw-HHF	6	22	92-9706	Spacer-Shaft, Axle	2
8	76-8300-03	Cover-Housing, Axle	2	23	92-9712	Seal-V-Ring	2
9	32128-50	Nut-Lock, Flange Head	4	24	84-1590	U-Bolt	2
10	84-1620-03	Plate-Support, Axle	2	25	325-15	Screw-Cap, HH	10
11	92-9704-03	Housing-Axle	2	26	86-5430-03	Plate-Skid	1
12	92-9708	Collar-Bearing	2	27	325-4	Screw-Cap, HH	1
13	92-9710	Bearing-Ball	2	28	92-7774	Stud	4
14	92-9709	Spacer-Bearing	2	29	92-7775	Link	4
15	32151-76	Ring-Retaining	2	30	92-7776	Spring-Extension	4
16	92-9714	Axle Assembly (Incl. Ref. #12-15 & 21-23)	2	31	92-7777	Disc-Actuating	4
				32	92-7773	Ball	6
				33	69-9940	Nut-Jam	4

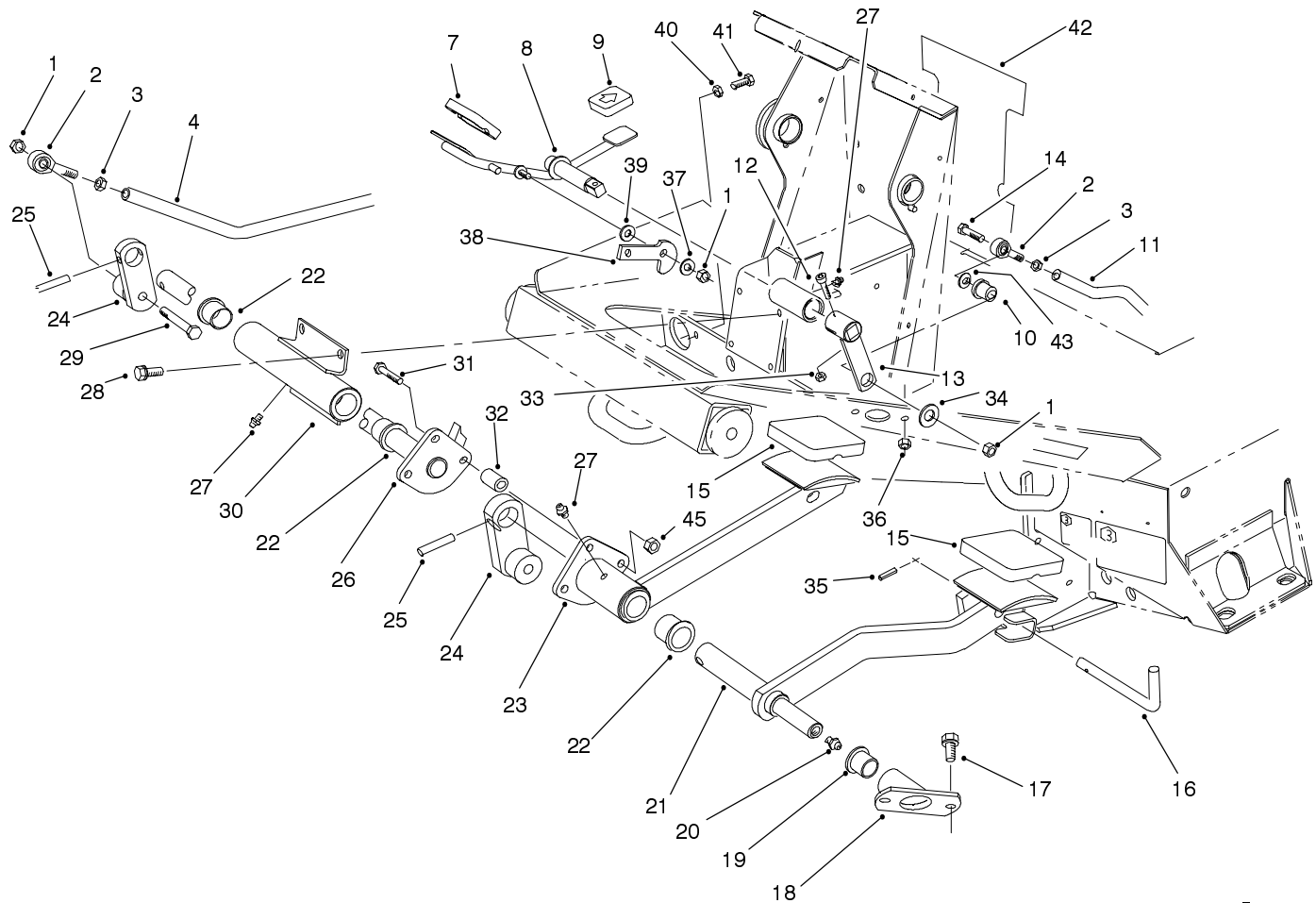


T-1491-1

Brake Linkage Assembly

Ref. No.	Part No.	Description	No. Used
1	84-0940	RH Brake Linkage Arm Assembly (Incl. Ref. #2 & 19)	1
2	302-5	Fitting-Grease	2
3	76-9690-03	Rod-Brake	2
4	86-5840	Plate-Spring	2
5	86-5830	Spring-Compression	2
6	66-6480	Washer	2
7	3220-3	Nut-Jam	2
8	3296-59	Nut-Lock	2
9	2411-36	End-Rod	2
10	323-7	Screw-Cap, HH	2

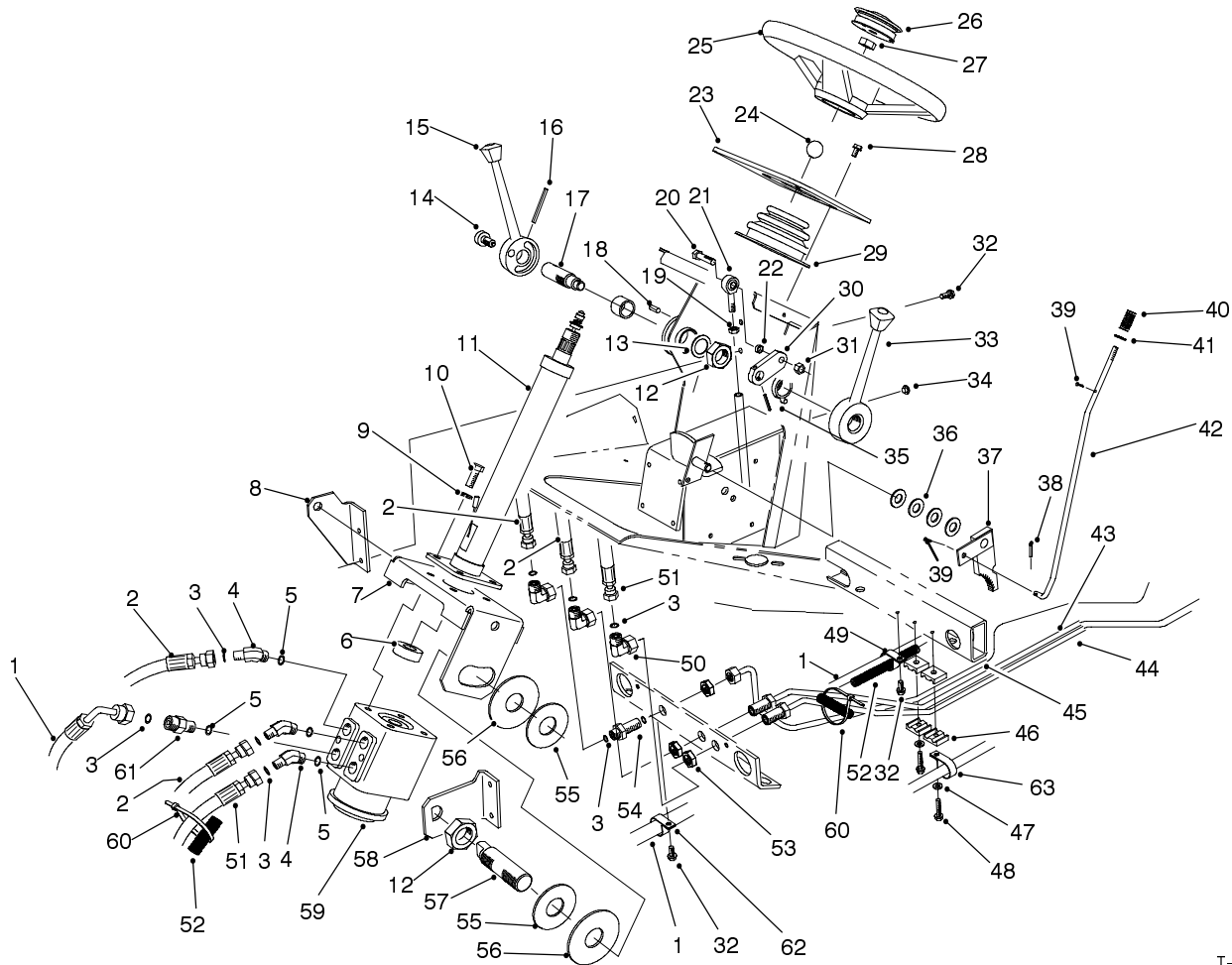
Ref. No.	Part No.	Description	No. Used
11	84-0970	LH Brake Linkage Arm Assembly (Incl. Ref. #2 & 19)	1
12	32120-19	Ring-Retaining, Ext.	4
13	3296-39	Nut-Lock	2
14	76-8270	Pin-Brake	2
15	76-4180	Boot-Rod, Brake	2
16	283-2	Pin-Clevis	2
17	76-6610	Clevis-Brake	2
18	3272-6	Pin-Cotter	2
19	5-2512	Bushing-Sleeve	2
20	84-0990	Pin-Pivot	2



T-1777-1

Traction and Brake Pedals Assembly

Ref. No.	Part No.	Description	No. Used	Ref. No.	Part No.	Description	No. Used
1	3296-59	Nut-Lock	4	24	92-2586-01	Arm-Linkage, Brake	2
2	2411-36	Eye-Rod	3	25	32121-25	Pin-Roll	2
3	3220-3	Nut-Jam	3	26	92-5806-01	Shaft-Brake	1
4	76-9690-03	Rod-Linkage, Brake	2	27	302-5	Fitting-Grease	3
7	74-9100	Pad-Pedal, Forward	1	28	32144-11	Screw-HHF	4
8	82-5190-03	Shaft-Pedal, Traction	1	29	323-12	Screw-Cap, HH	2
9	74-9110	Pad-Pedal, Reverse	1	30	76-9030	Bearing Housing Assembly (Incl. Ref. #22 & 27)	1
10	63-9751	Mount-Rod, Linkage	1	31	322-21	Screw-Cap, HH	3
11	88-1160-03	Rod-Linkage, Traction	1	32	66-1140	Hub	3
12	3274-19	Screw-Cap, Socket Head	1	33	3296-42	Nut-Lock	1
13	92-1367	Arm-Linkage, Traction	1	34	63-8410	Washer	1
14	323-9	Screw-Cap, HH	1	35	32121-50	Pin-Roll	1
15	82-4960	Pad-Brake	2	36	32128-20	Nut-Lock	2
16	63-7880	Latch-Brake	1	37	3256-24	Washer-Flat	1
17	3234-14	Screw-HHF	2	38	74-6110	Stop-Pedal	1
18	76-9680	Bearing Housing Assembly (Incl. Ref. #19)	1	39	66-2920	Washer-Nylon	1
19	256-90	Bushing-Flange	1	40	3218-2	Nut-Jam	2
20	302-2	Fitting-Grease	1	41	322-4	Screw-Cap, HH	2
21	92-5804-01	Pedal-Brake, LH	1	42	84-1470	Decal-Operation	1
22	256-10	Bushing-Flange	4	43	3256-3	Washer-Flat	1
23	92-5805	RH Brake Pedal Assembly (Incl. Ref. #22 & 27)	1	45	32152-1	Nut-Lock	3

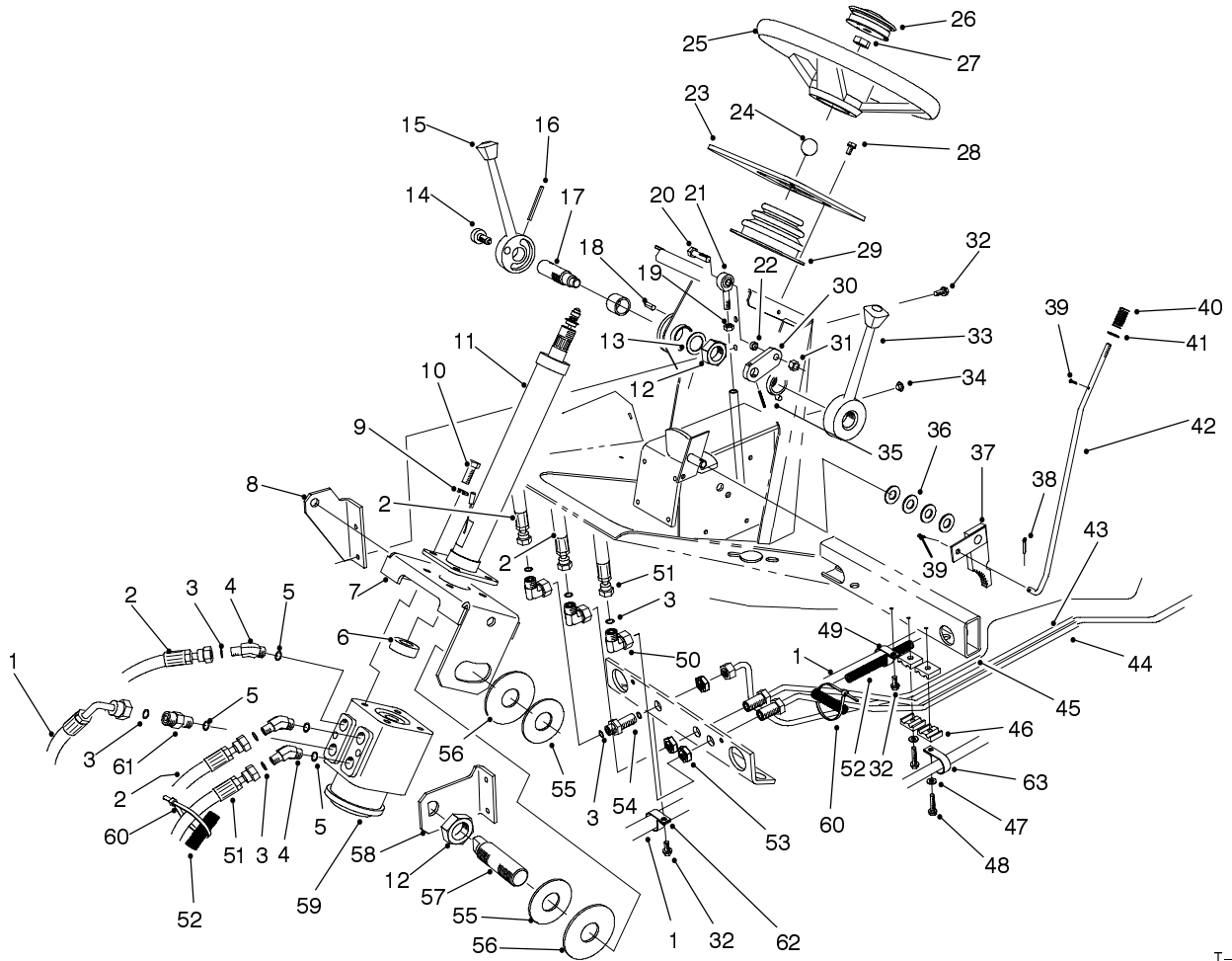


T-1516-1

Steering Tower Assembly

Ref. No.	Part No.	Description	No. Used
1	86-5570	Hose Assembly	1
2	86-3220	Hose Assembly	2
3	237-22	O-Ring	9
4	340-138	Fitting-Hydraulic (Incl. Ref. #3 & 5)	3
5	237-79	O-Ring	4
6	21-9260	Cover-Dust	1
7	76-8140-03	Bracket-Steering	1
8	76-8160-03	Support-Steering	1
9	3253-21	Washer-Lock	4
10	323-6	Screw-Cap, HH	4
11	74-3670	Steering Column Assembly	1
12	3296-49	Nut-Lock	2
13	10-8110	Washer-Thrust	1
14	82-4950	Plunger-Spring	1
15	74-5770-03	Lever-Shift	1
16	32121-10	Pin-Roll	1
17	74-5790	Shaft-Pivot	1
18	32121-123	Pin-Roll	2
19	3220-3	Nut-Jam	1
20	323-8	Screw-Cap, HH	1
21	2411-36	End-Rod	1
22	76-9100	Spacer	1
23	93-9415	Panel-Tower	1
24	233-17	Knob	1
25	68-8080	Wheel-Steering	1

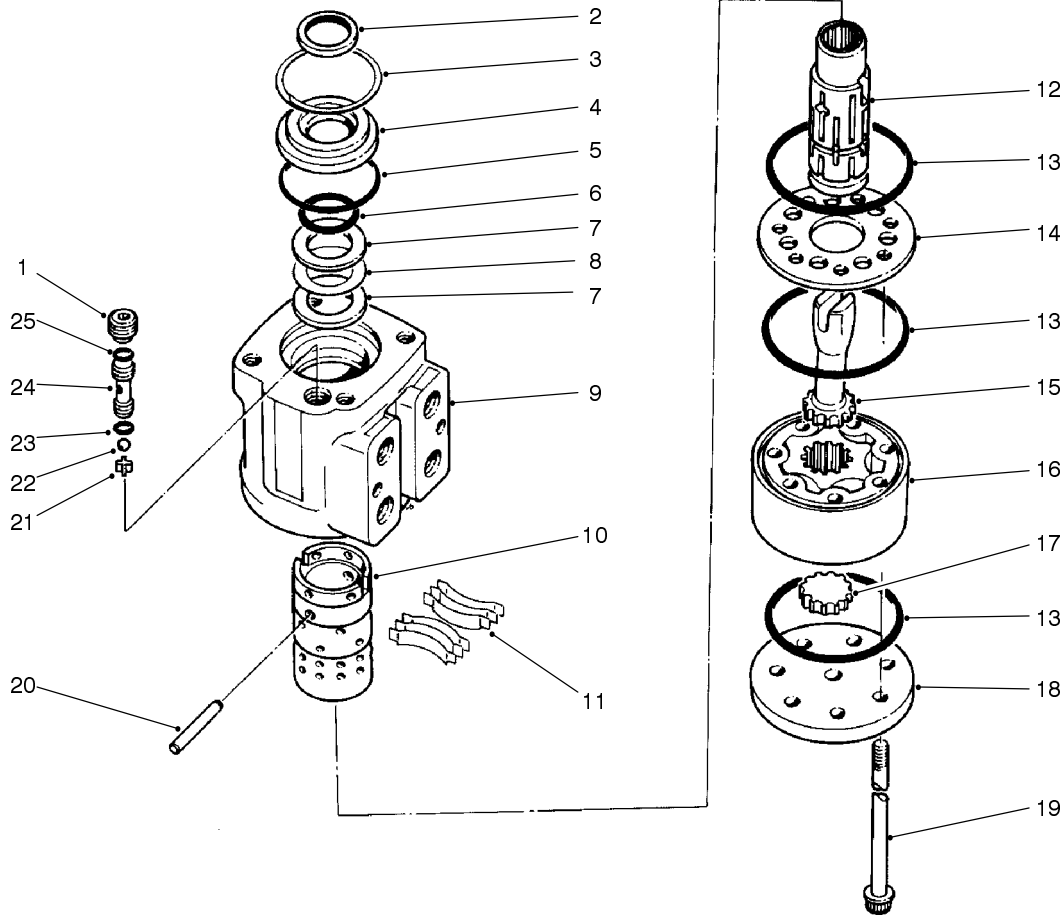
Ref. No.	Part No.	Description	No. Used
26	72-0130	Kit-Horn	1
27	47-6990	Nut	1
28	32144-4	Screw-HWH	4
29	76-9450	Boot-Column, Steering	1
30	84-0680	Link-Shift	1
31	3296-59	Nut-Lock	1
32	32144-11	Screw-HWH	6
33	69-1560-03	Lever-Lock	1
34	2410-64	Plug-Dome	2
35	32121-6	Pin-Roll	1
36	3256-26	Washer-Flat	4
37	63-7900-03	Rack-Brake	1
38	3272-10	Pin-Cotter	1
39	3272-5	Pin-Cotter	2
40	95-1821-03	Spring	1
41	3256-22	Washer-Flat	1
42	76-9050	Rod-Brake, Parking	1
43	86-5730	RH Front Tube Assembly	1
44	86-5740	LH Front Tube Assembly	1
45	94-8299	Steering Tube Assembly	1
46	56-7973	Clamp-Tube	4
47	3256-71	Washer-Flat	2
48	32144-57	Screw-HWH	2
49	2412-74	R-Clamp	1
50	340-159	Fitting-Hydraulic (Incl. Ref. #3)	3



T-1516-1

Steering Tower Assembly (Continued)

Ref. No.	Part No.	Description	No. Used	Ref. No.	Part No.	Description	No. Used
51	86-3210	Hose Assembly	1	58	76-8150-03	Support-Shaft, Steering	1
52	86-5470	Harness-Wire	1	59	92-9729	Valve-Control, Steering	1
53	340-70	Nut-Bulkhead	3	60	3290-378	Tie-Cable	2
54	340-71	Union-Bulkhead (Incl. Ref. #3)	1	61	59-6430	Valve-Check (Incl. Ref. #3 & 5)	1
55	20-9500	Washer	2	62	2412-104	R-Clamp	1
56	31-0390	Washer-Friction	2	63	2412-74	R-Clamp (Model 30450 Only)	1
57	76-8340	Shaft-Pivot, Steering	1				



T-1007-1

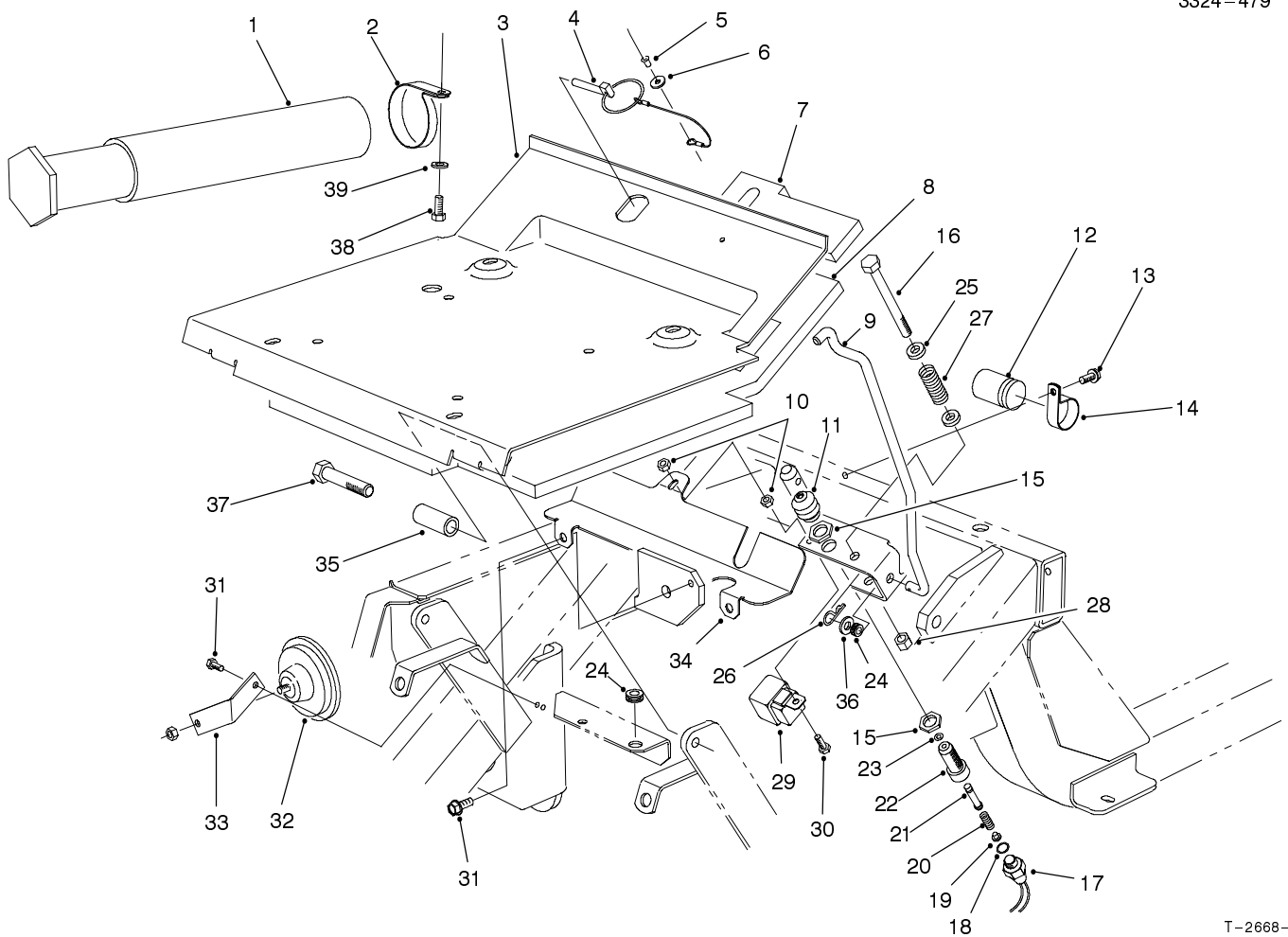
Power Steering Valve No. 92-9729

Ref. No.	Part No.	Description	No. Used
1	52-9260	Screw-Set	1
†2		Seal-Dust	1
3	52-9230	Ring-Retaining	1
4	52-9240	Bushing-Seal, Gland	1
†5		Seal	1
†6		Seal-Ring, Quad	1
7	59-6730	Race-Bearing	2
8	59-6740	Bearing-Needle, Thrust	1
†9		Housing	1
†10		Sleeve-Control	1
11	59-6820	Kit- Spring, Centering	1
†12		Spool-Control	1
†13		Seal	3
14	92-9732	Plate-Wear	1
15	52-9320	Drive	1
16	76-6300	Gerotor	1

Ref. No.	Part No.	Description	No. Used
17	76-6320	Spacer	1
18	92-9730	Cap-End	1
19	92-9736	Screw-Cap	7
20	59-6830	Kit-Pin, Centering	1
21	52-9290	Retainer-Ball, Check	1
22	52-9280	Ball-Check	1
†23		Seal	1
24	52-9270	Seat-Ball, Check	1
†25		Seal	1
*	52-9250	Kit-Bearing, Needle (Incl. Ref. #7-8)	1
*	92-9749	Kit-Seal (Incl. Ref. #2, 5-6, 13, 23 & 25)	1
*	92-9745	Kit-Cap, End (Incl. Ref. #14, 18 & 19)	1

*Not Illustrated

†Not Serviceable Separately

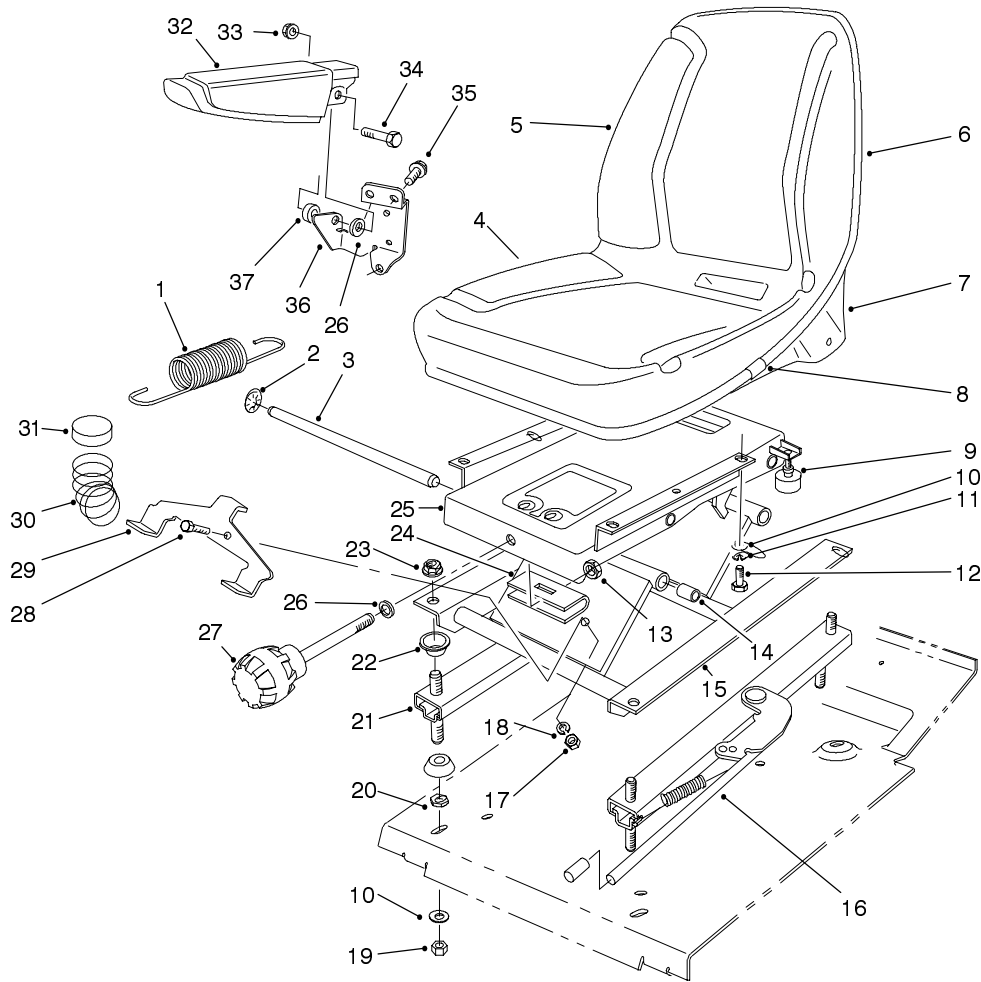


T-2668-1

Seat Plate Assembly

Ref. No.	Part No.	Description	No. Used	Ref. No.	Part No.	Description	No. Used
1	74-0720	Tube-Manual	1	22	43-8620	Guide-Pin, Switch	1
2	2412-133	R-Clamp	2	23	237-7	O-Ring	1
3	76-9460-03	Plate-Seat	1	24	237-136	Grommet	2
4	77-3780	Pin-Lynch	1	25	80-7730	Spacer	2
5	3290-282	Rivet-Pop	1	26	3290-307	Pin-Cotter, Hair	1
6	3256-49	Washer-Flat	1	27	88-1420	Spring-Compression	1
7	76-9930	Foam-Seat Plate, Rear	1	28	3296-39	Nut-Lock	1
8	82-4900	Foam-Front, Seat	1	29	70-1480	Relay-SPDT	1
9	76-9440	Rod-Prop, Seat	1	30	321-5	Screw-Cap, HH	1
10	32128-33	Nut-Lock	2	31	32144-11	Screw-HWH	3
11	43-8870	Boot-Switch	1	32	48-4590	Horn	1
12	37-2690	Capacitor	1	33	74-8910	Bracket-Horn	1
13	32104-82	Screw-HWH	1	34	86-2860-03	Cover-Belt, Upper	1
14	2412-74	Clamp	1	35	76-9480	Sleeve-Pivot, Seal	2
15	218-461	Nut-Hex	2	36	3256-24	Washer-Flat	1
16	323-17	Screw-HH	1	37	325-9	Screw-Cap, HH	2
17	72-4320	Switch-Ball	1	38	322-2	Screw-Cap, HH	2
18	237-30	O-Ring	1	39	3256-23	Washer-Flat	2
19	43-8610	Guide	1	*	43-9071	Seat Switch Assembly (Incl. Ref. #11, 15, & 17-23)	1
20	43-8600	Spring-Switch	1				
21	43-8860	Plunger-Switch	1				

*Not Illustrated



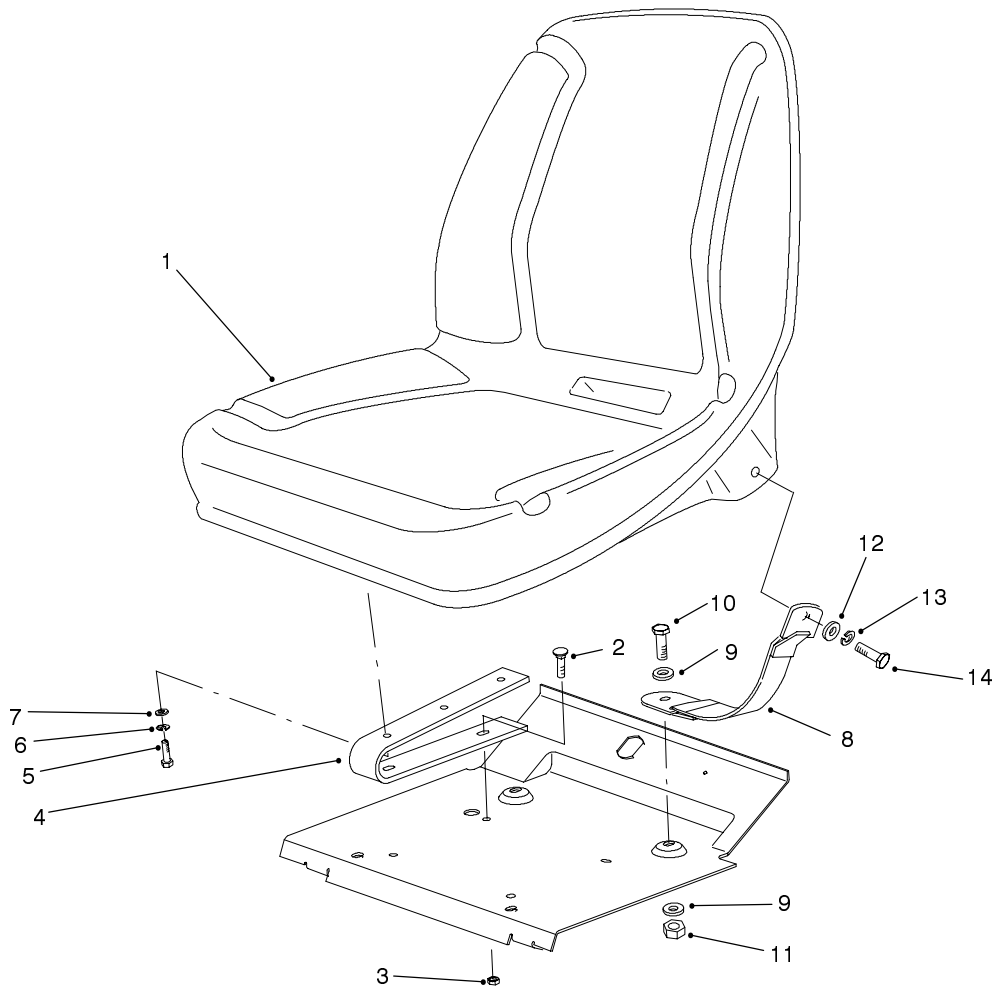
T-2244-4

Seat Assembly

Ref. No.	Part No.	Description	No. Used
1	76-1940	Spring-Extension	2
2	66-8560	Nut-Push	4
3	76-1910	Shaft-Pivot	2
4	92-6533	Seat Cushion Assembly (Incl. Ref. #8)	1
5	92-1180	Seat Assembly (Incl. Ref. #4 & 6-8)	1
6	351-78	Edging-Seat	1
7	92-6534	Shell-Seat	1
8	351-80	Clip-Edging	1
9	76-2940	Bumper	2
10	3256-2	Washer-Flat	8
11	3253-4	Washer-Lock	4
12	322-3	Screw-Cap, HH	4
13	32153-2	Nut-Lock	1
14	76-1920	Bearing-Sleeve	4
15	66-8610	Frame-Lower	1
16	66-8510	Adjuster & Handle	1
17	3217-6	Nut-Hex	1
18	3253-33	Washer-Lock	1

Ref. No.	Part No.	Description	No. Used
19	3296-29	Nut-Lock	4
20	3218-2	Nut-Jam	4
21	66-8530	Adjuster	1
22	66-9290	Spacer-Suspension	8
23	32128-25	Nut-Lock, Flange	4
24	77-2870	Hanger-Spring	1
25	66-8600	Frame-Upper	1
26	3256-24	Washer-Flat	3
27	76-1930	Knob-Adjustment	1
28	322-6	Screw-Cap, HH	1
29	93-3165	Bracket-Spring	1
30	93-3163	Spring-Compression	2
31	93-3164	Cup-Spring	2
32	69-1180	Armrest	2
33	32128-19	Nut-Lock, Flange	2
34	323-9	Screw-Cap, HH	2
35	3234-14	Screw-HHF	6
36	69-0770	Bracket-Armrest, RH	1
*	69-0760	Bracket-Armrest, LH	1
37	92-7301	Spacer	2

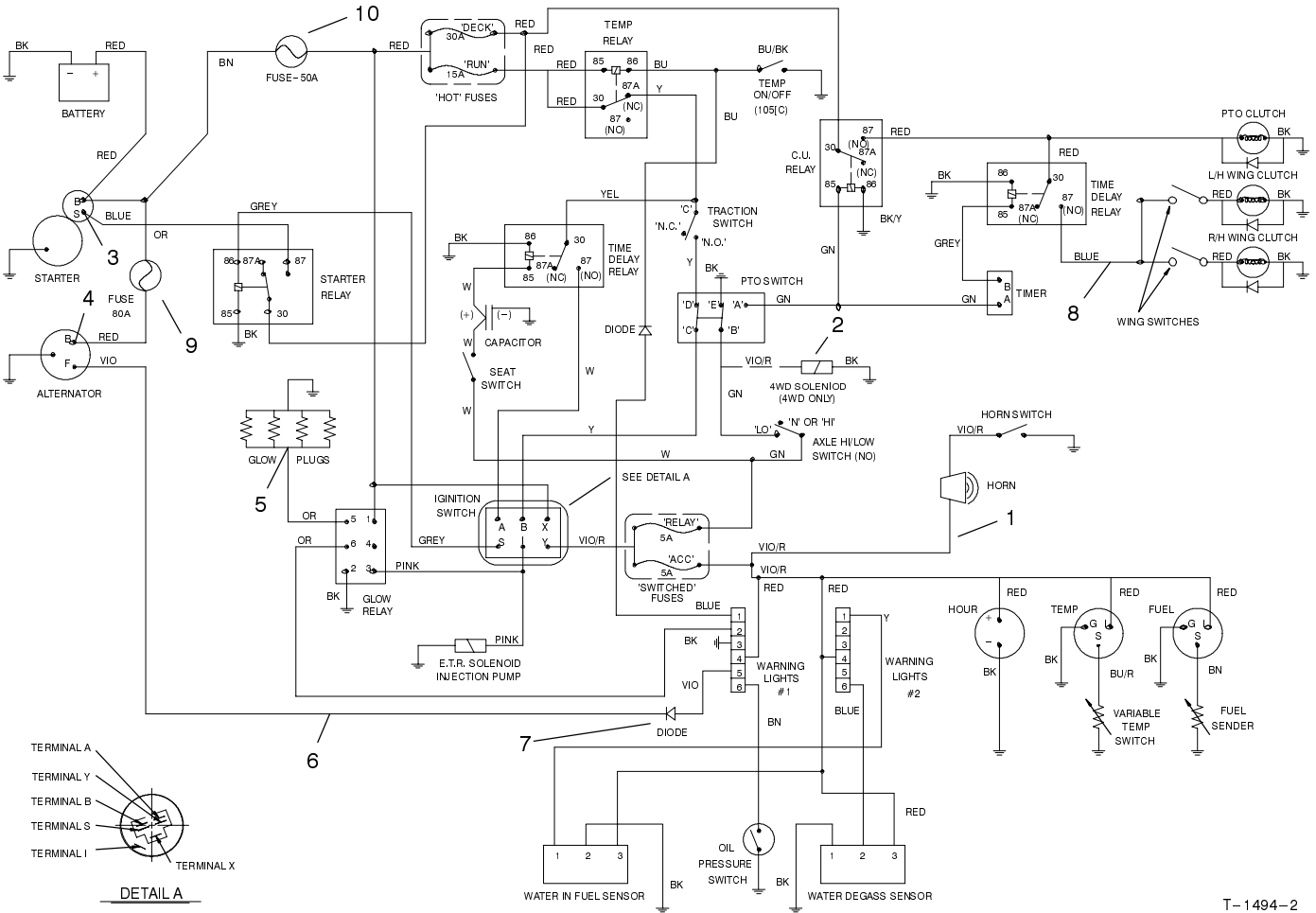
*Not Illustrated



T-2245-1

Low Seat Assembly (Optional)

Ref. No.	Part No.	Description	No. Used	Ref. No.	Part No.	Description	No. Used
1	92-1180	Seat Assembly	1	8	92-5521	Strap-Tether	2
2	3230-16	Bolt-Carriage	4	9	3256-24	Washer	4
3	3296-29	Nut-Lock	4	10	323-6	Screw-Cap, HH	2
4	68-3280	Spring-Seat	2	11	3296-39	Nut-Lock	2
5	322-4	Screw-Cap, HH	4	12	3256-5	Washer-Flat	2
6	3253-4	Washer-Lock	4	13	3253-6	Washer-Lock	2
7	3256-2	Washer	4	14	3212-5	Screw-Cap, HH	2

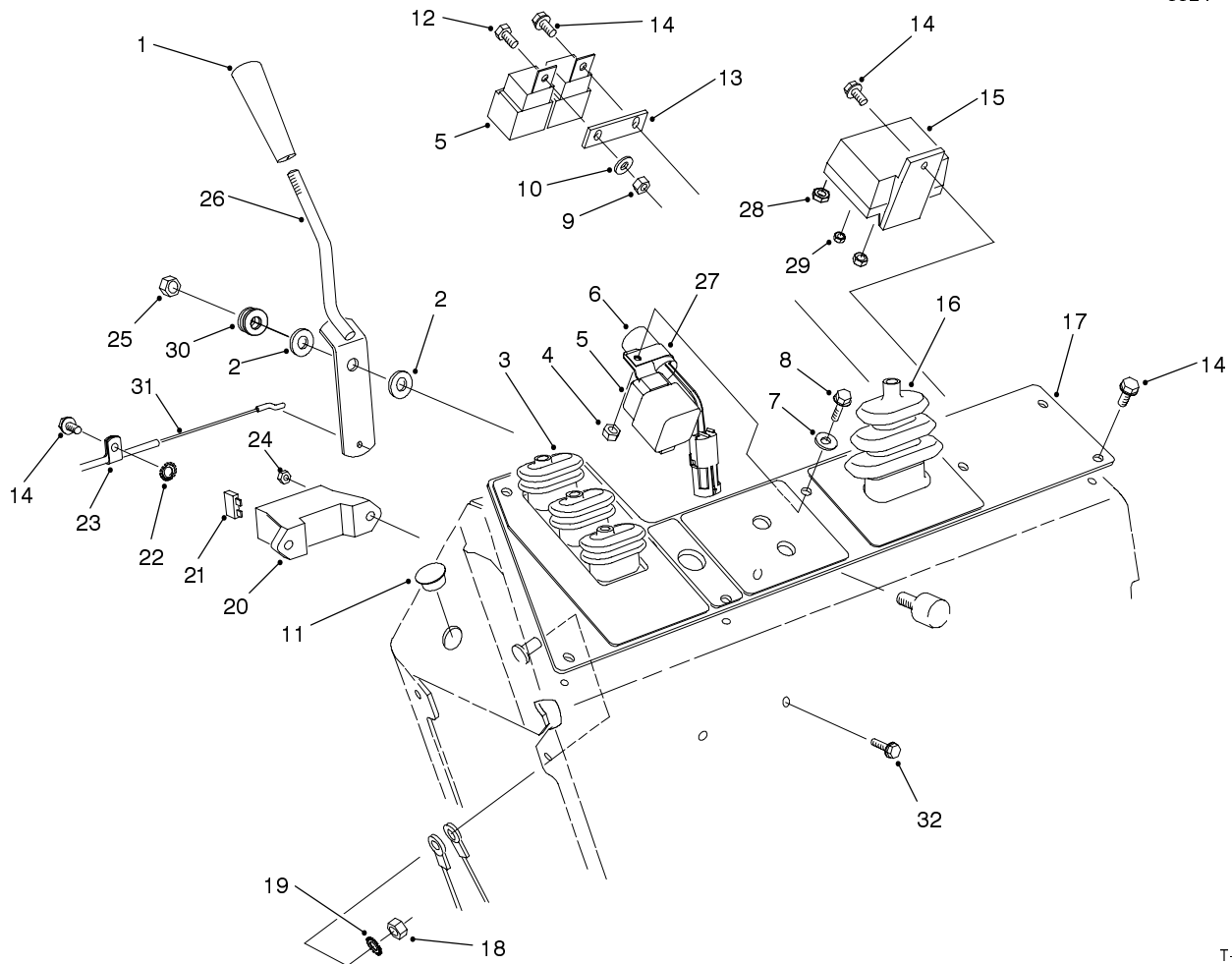


T-1494-2

Electrical Schematic

Ref. No.	Part No.	Description	No. Used
1	86-5470	Harness-Front	1
2	76-4880	Plug - Electrical (Model No. 30450 Only)	1
3	48-7930	Nut-Hex	1
4	48-7890	Nut-Hex.	1
5	48-7880	Nut-Hex	2

Ref. No.	Part No.	Description	No. Used
6	100-8035	Harness-Wire, Main (Incl. Ref. #7)	1
7	86-7470	Diode	4
8	95-4375	Harness-Wire, Deck	1
9	94-8001	Fuse-Blade, 80 Amp	1
10	94-8002	Fuse-Blade, 50 Amp	1

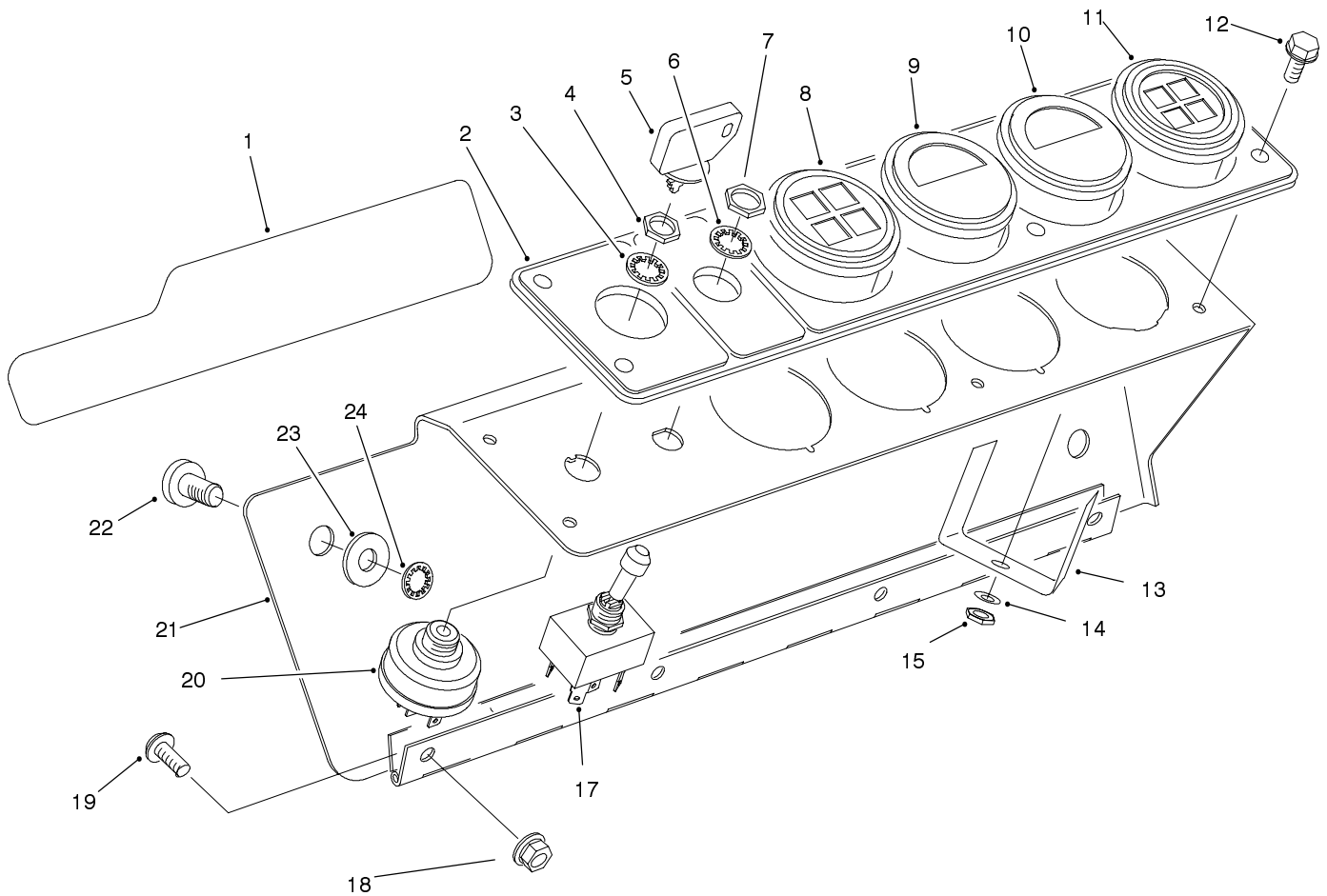


T-1492-1

Control Console Assembly

Ref. No.	Part No.	Description	No. Used	Ref. No.	Part No.	Description	No. Used
1	233-39	Knob-Throttle	1	19	3255-8	Washer-Lock, Ext. Tooth	1
2	52-2900	Washer-Friction	2	20	67-7160	Holder-Fuse	1
3	76-8450	Boot-Lever, Lift	1	21	218-573	Fuse-5A	2
4	32128-33	Nut-Lock	1	21	218-581	Fuse-15A	1
5	70-1480	Relay-Sealed	3	*	218-593	Fuse-30A	1
6	83-2280	Timer-Delay	1	22	3255-7	Washer-Lock, Ext. Tooth	1
7	3256-77	Washer-Flat	1	23	2412-31	Clip-Conduit	1
8	32144-86	Screw-HWH	1	24	3296-12	Nut-Lock	2
9	3296-42	Nut-Lock	2	25	3296-44	Nut-Lock	1
10	3256-78	Washer-Flat	1	26	76-4300	Lever-Throttle	1
11	94-5627	Plug	1	27	2412-39	R-Clamp	1
12	321-2	Screw-Cap, HH	1	28	48-7880	Nut-Hex	1
13	77-3970	Spacer-Relay	1	29	48-7890	Nut	1
14	32144-4	Screw-HWH	10	30	3256-35	Washer	1
15	76-5260	Relay-Plug, Glow	1	31	74-5480	Cable-Throttle	1
16	76-8440	Boot-Throttle	1	32	3290-126	Screw-HWH	2
17	86-5410	Panel-Console	1				
18	3296-47	Nut-Lock	1				

*Not Illustrated



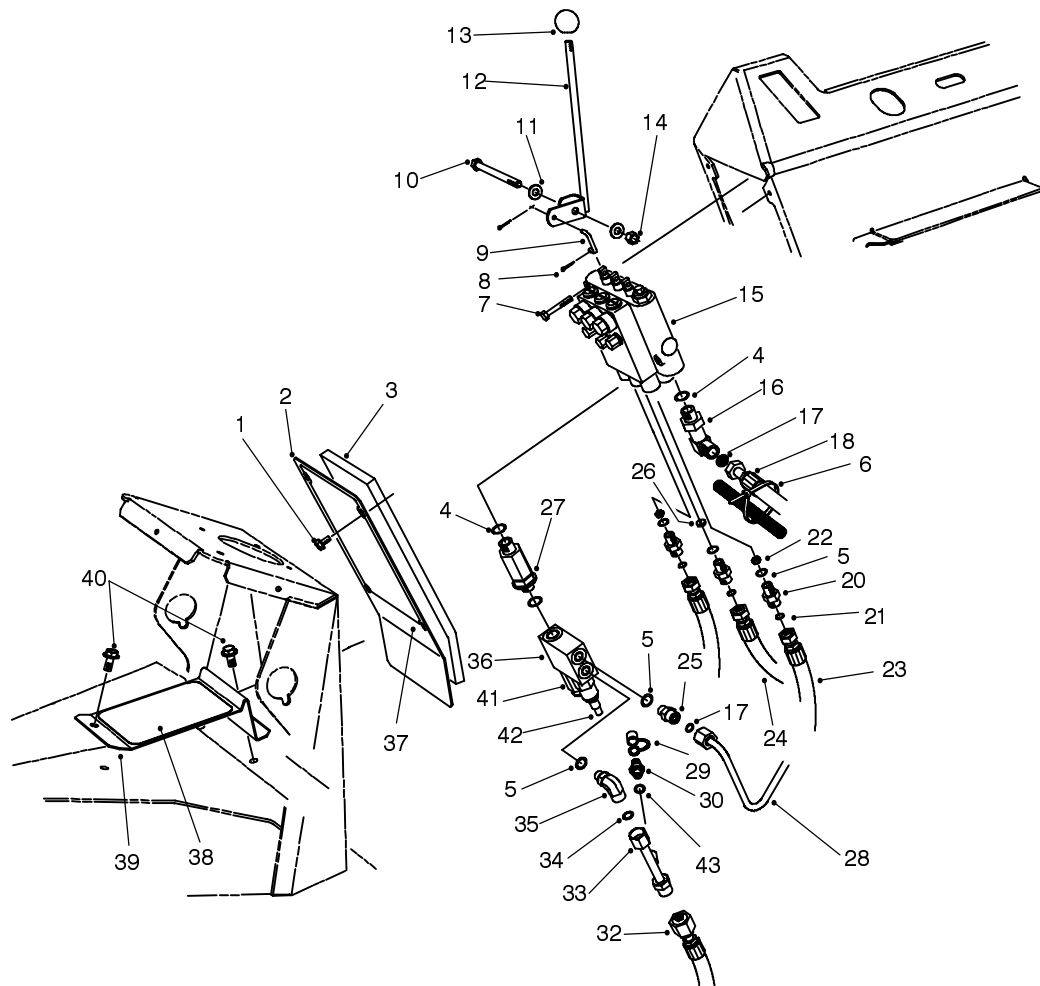
T-2669-1

Gage Panel Assembly

Ref. No.	Part No.	Description	No. Used
1	92-6564	Decal-4 Matic (Model 30455 Only)	1
2	84-1450	Panel-Gauge	1
3	218-446	Washer-Lock	1
4	218-447	Nut-Hex	1
5	63-8360	Key-Ignition	1
6	3254-20	Washer-Lock, Int. Tooth	1
7	3218-19	Nut-Hex	2
8	93-7483	Light-Bank, Warning (Incl. Ref. #13-16 & 25)	1
9	76-9060	Gauge-Temperature	1
10	66-2940	Gauge-Fuel	1
11	93-7484	Light-Bank, Warning (Incl. Ref. #13-16 & 25)	1
12	32144-4	Screw-HWH	6

Ref. No.	Part No.	Description	No. Used
13		Clamp	2
14	3254-1	Washer-Lock	2
15	3217-26	Nut	2
*16	219-17	Bulb	4
17	85-4980	Switch-Toggle (Incl. Ref. #6-7)	1
18	32128-33	Nut-Lock, Flange	4
19	3274-68	Screw-Socket Button Head	4
20	27-2360	Switch-Ignition (Incl. Ref. #3-4)	1
21	82-3750-03	Cover-Console	1
22	3250-36	Screw	2
23	3256-24	Washer	2
24	32151-72	Retainer-Push-On	2
*25	87-6270	Socket-Light	4

*Not Illustrated

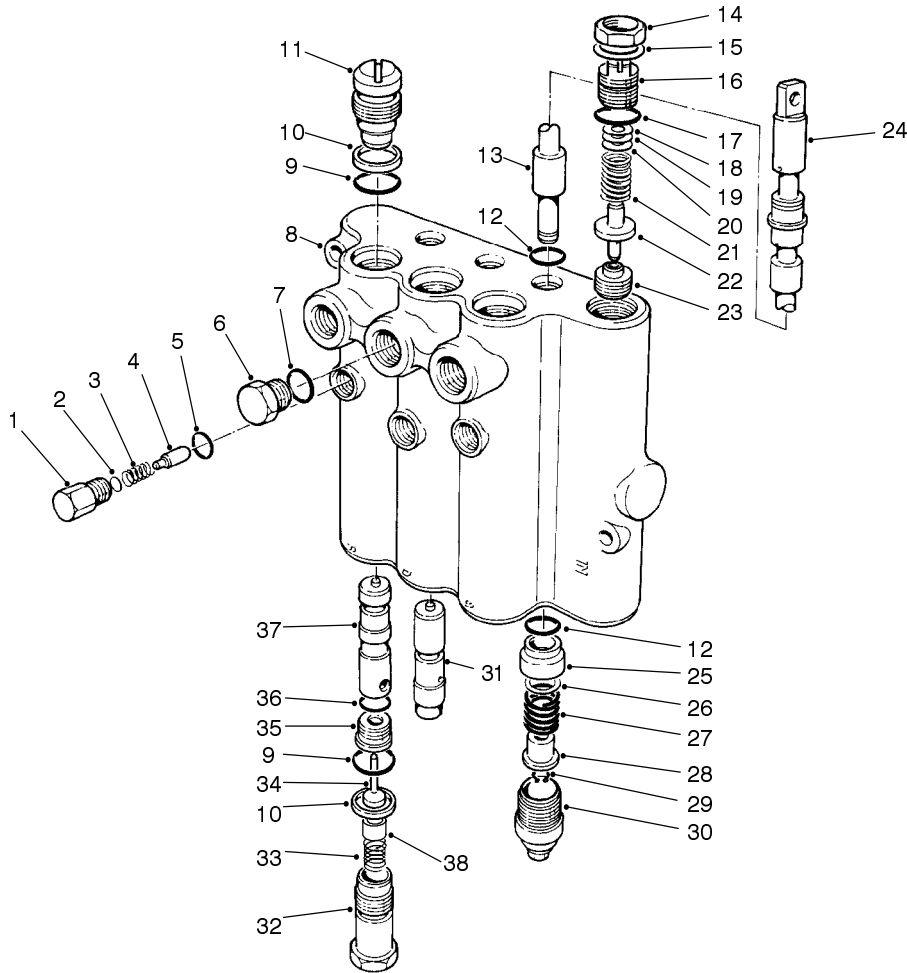


T-1504-1

Lift Valve Installation Assembly

Ref. No.	Part No.	Description	No. Used	Ref. No.	Part No.	Description	No. Used
1	46-6810	Screw & Washer Assembly	4	24	86-3180	Hose Assembly	1
2	76-7090-03	Cover-Front, Control	1	25	340-2	Fitting-Adapter (Incl. Ref. #5 & 17)	1
3	76-6270	Foam-Panel	1	26	84-6402	Orifice	1
4	237-79	O-Ring	3	27	74-5910	Fitting-Bulkhead, Special (Incl. Ref. #4)	1
5	237-42	O-Ring	5	28	86-5770	Relief Valve Tube Assembly	1
6	3290-379	Tie-Cable	1	29	353-947	Cap-Fitting	1
7	321-10	Screw-Cap, HH	2	30	354-77	Fitting-Port, Test (Incl. Ref. #43)	1
8	3272-1	Pin-Cotter	6	32	86-3230	Hose Assembly	1
9	69-9140	Link-Lever, Valve	3	33	86-5760	Deck Return Tube Assembly	1
10	323-17	Screw-Cap, HH	1	34	237-30	O-Ring	1
11	3256-24	Washer-Flat	2	35	340-99	Fitting-Hydraulic, 90° (Incl. Ref. #5 & 34)	1
12	74-6060	Lever-Valve, RH	1	36	86-5440	Valve-Relief, Dual (Incl. Ref. #41 & 42)	1
*	74-6050	Lever-Valve, Center	1	37	93-7243	Decal-Service, 2WD	1
*	69-7010	Lever-Valve, LH	1	*	93-7242	Decal-Service, 4WD	1
13	233-42	Knob	3	38	76-7040	Pad-Foot	1
14	3296-39	Nut-Lock	1	39	82-5300-03	Support-Heel	1
15	92-7762	Lift Valve Assembly	1	40	32144-11	Screw-HWH	2
16	63-4090	Fitting-Adapter, 90° (Incl. Ref. #4 & 17)	1	41	88-1520	Cartridge-Relief	1
17	237-22	O-Ring	2	42	88-1530	Cartridge-Relief	1
18	95-4354	Hose Assembly	1	43	237-78	O-Ring	1
20	88-1380	Fitting-Adapter (Incl. Ref. #5 & 21)	3	*	75-2080	Kit-Seal (for Ref. #41-42)	1
21	237-21	O-Ring	3				
22	86-2501	Orifice	2				
23	86-3190	Hose Assembly	2				

*Not Illustrated



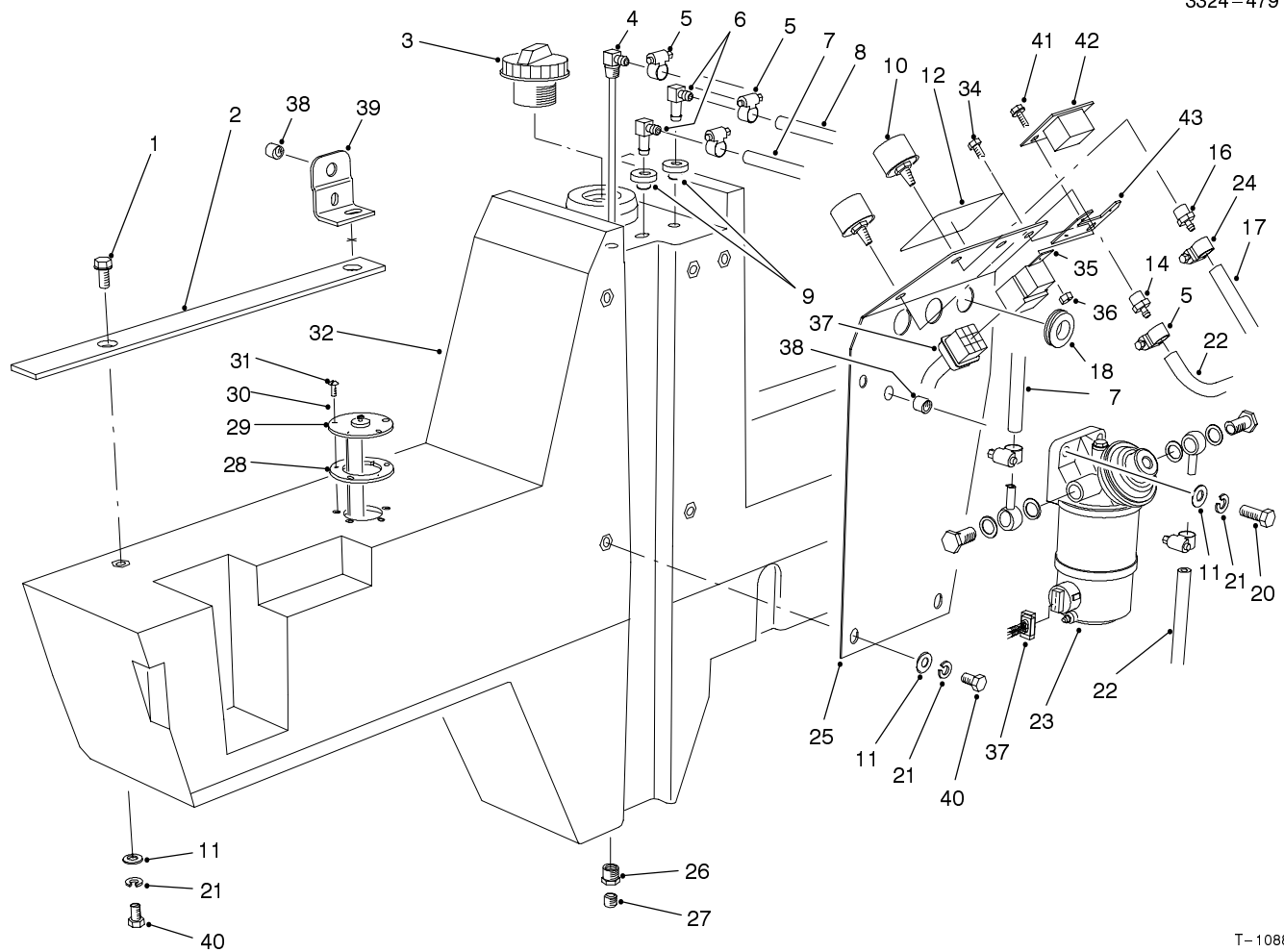
T-0379-1

Lift Valve Assembly No. 92-7762

Ref. No.	Part No.	Description	No. Used	Ref. No.	Part No.	Description	No. Used
1	58-6780	Plug Assembly (Incl. Ref. #5)	3	21	92-2567	Spring	1
2	60-6450	Disc	A/R	22	92-2568	Poppet	1
3	58-6760	Spring	3	†23		Seat	1
4	58-6770	Plunger-Detent	3	24	58-6320	Wiper-Seal	3
5	58-6790	Seal-O-Ring	3	25	58-6400	Bushing	3
6	353-508	Plug Assembly (Incl. Ref. #7)	3	26	58-6700	Washer	3
7	58-6720	Seal-O-Ring	3	27	58-6730	Spring	3
†8		Body	1	28	58-6310	Spacer	3
9	60-5720	Seal-O-Ring	6	29	58-6460	Ring-Retaining	3
10	58-6370	Washer-Back-Up	6	30	58-6420	Cap Assembly	3
11	58-6350	Plug Assembly (Incl. Ref. #9-10)	3	31	84-6430	Plunger	1
12	58-6450	Seal-O-Ring	6	32	92-7780	Plug Assembly (Incl. Ref. #9-10)	3
†13		Spool	3	33	92-7778	Spring	3
†14		Nut-Lock	1	34	58-6290	Poppet Assembly	3
†15		Washer	1	35	58-6330	Seat Assembly (Incl. Ref. #36)	3
16	69-1830	Plug Assembly (Incl. Ref. #14, 15 & 17)	1	36	58-6340	Seal-O-Ring	3
17	58-6750	Seal-O-Ring	1	37	84-6420	Plunger	2
18	58-6470	Washer	A/R	38	92-7779	Eyelet	3
19	58-6480	Washer	A/R	*	60-3780	Kit-Seal (Incl. Ref. #5, 7, 9, 10, 12, 12, 17, 24, 29, 34, & 36)	1
20	58-6490	Washer	A/R				

*Not Illustrated

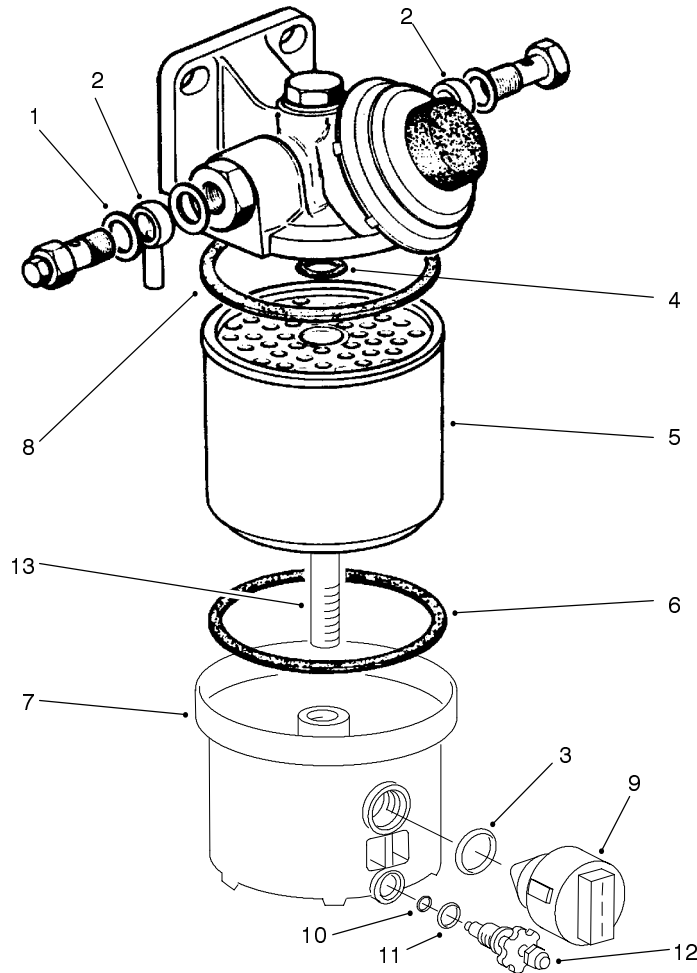
†Not Serviceable Separately



T-1088-1

Fuel Tank Assembly

Ref. No.	Part No.	Description	No. Used	Ref. No.	Part No.	Description	No. Used
1	3234-12	Screw-HWH	2	24	2412-36	Clamp-Hose	1
2	76-9790	Foam-Tank, Fuel	1	25	14-0859	Fuel Tank Plate Assembly (Incl. Ref. #38)	1
3	93-3102	Cap-Fuel	1	26	2812-1	Fitting-Bushing, Reducing	1
4	76-6600	Pipe-Stand	1	27	285-22	Plug-Pipe	1
5	2412-108	Clamp-Hose	6	28	62-7650	Gasket-Sending Unit	1
6	46-6550	Fitting-Fuel, 90°	2	29	74-5860	Sending Unit-Fuel	1
7	63-7626	Hose-Fuel	1	30	3253-15	Washer-Lock	5
8	63-7627	Hose-Fuel	1	31	32122-24	Screw-Round Head	5
9	46-6560	Bushing-Rubber	2	32	74-5580	Tank-Fuel (Incl. Ref. #26 & 27)	1
10	68-6150	Breather	2	34	321-3	Screw-Cap, HH	2
11	3256-24	Washer-Flat	9	35	70-1480	Relay-Starter	1
12	76-8780	Decal-Fuel	1	36	3296-42	Nut-Lock	2
14	354-95	Fitting-Barb	1	37	94-5623	Harness-Wire, Main	1
16	354-94	Fitting-Barb	1	38	32148-10	Insert-Threaded	3
17	74-9122	Hose-Vent	1	39	82-3660	Bracket-Cover	1
18	240-6	Grommet	3	40	323-4	Screw-Cap, HH	7
20	323-7	Screw-Cap, HH	2	41	32144-18	Screw-HWH	2
21	3253-21	Washer-Lock	9	42	75-6820	Meter-Hour	1
22	63-7622	Hose-Fuel	2	43	94-5614-03	Bracket-Meter, Hour	1
23	76-5300	Fuel Filter Assembly (Supplied with engine)	1				



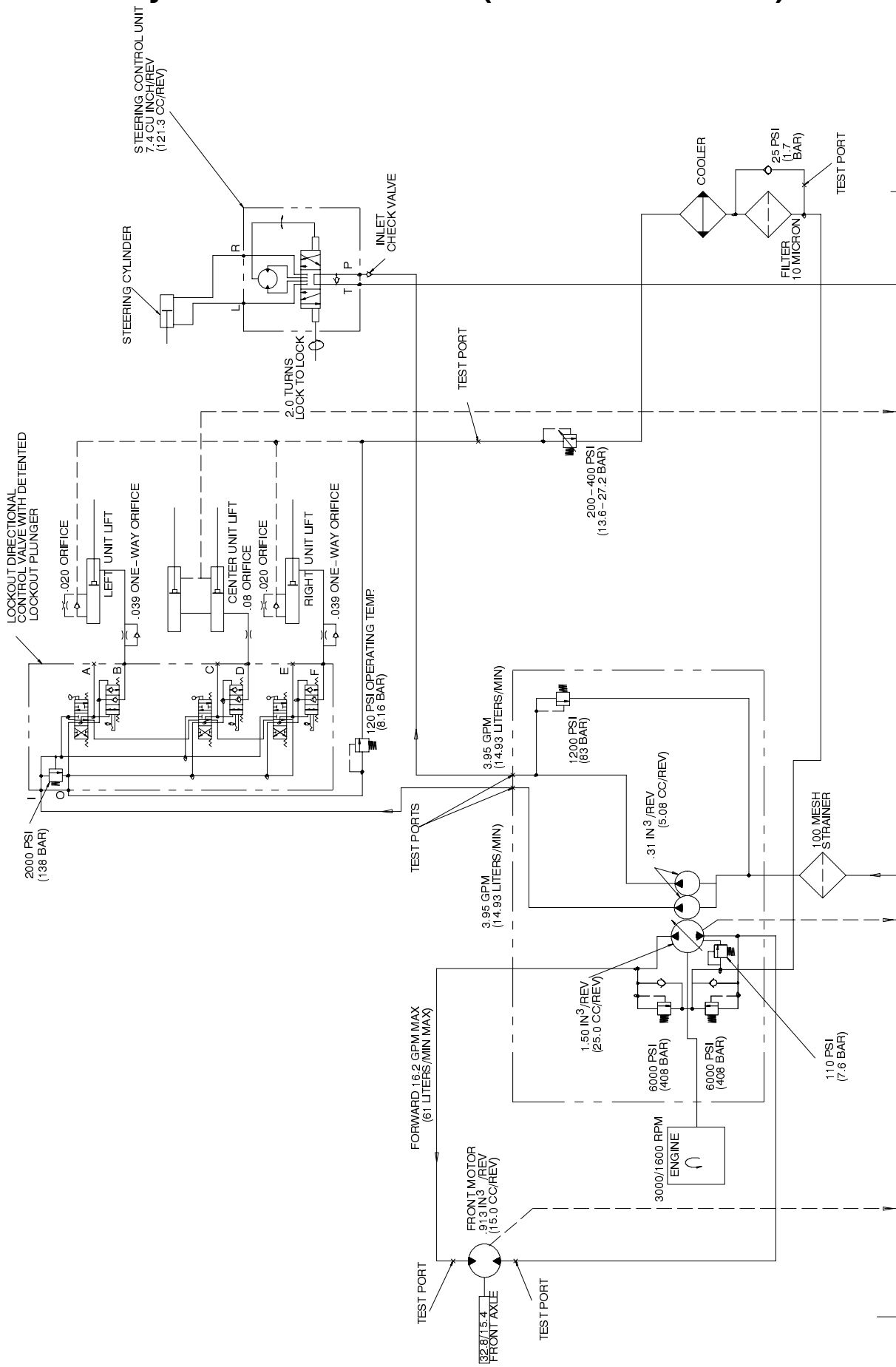
T-0966-2

Fuel Filter Assembly No. 76-5300

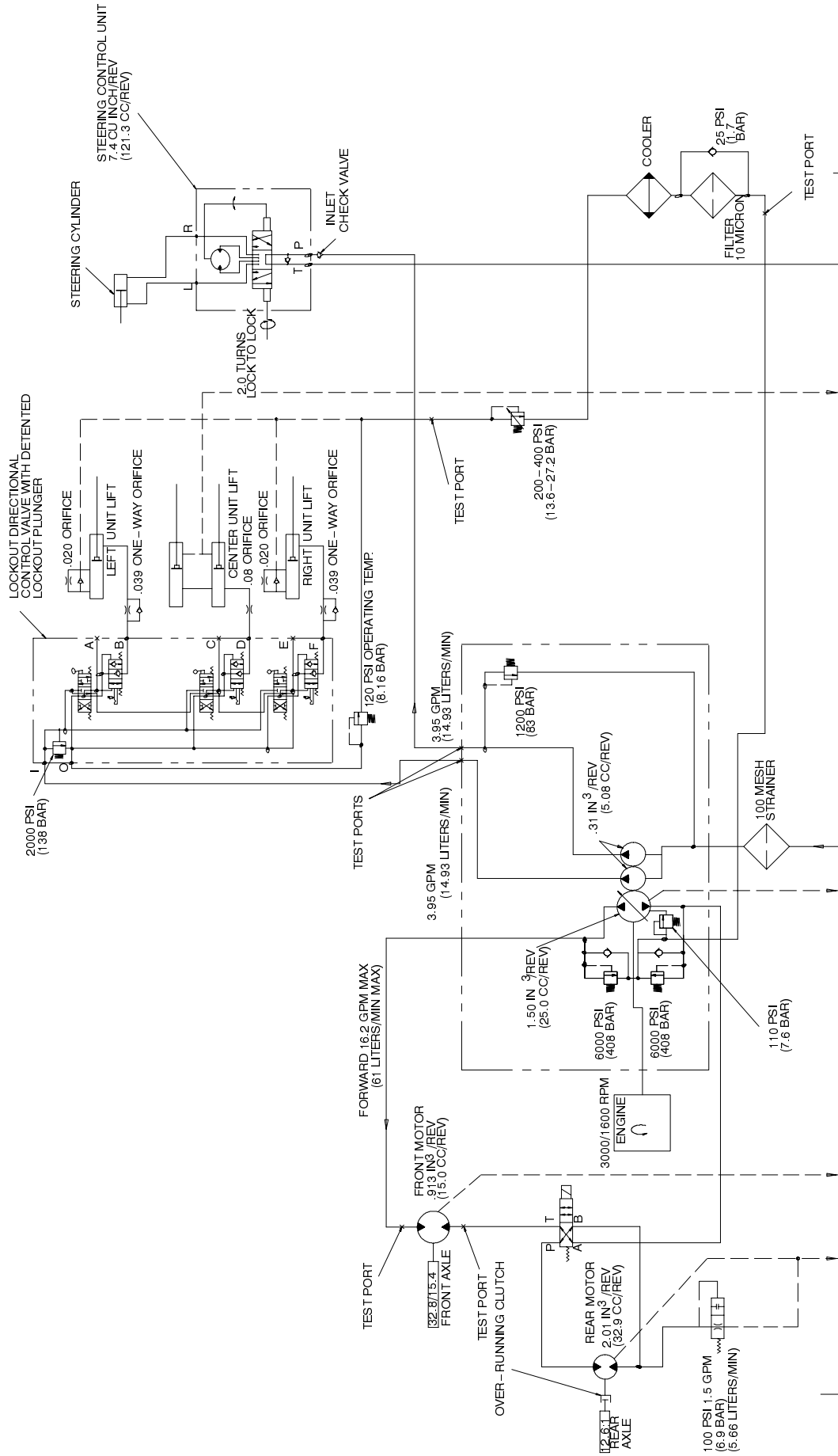
Ref. No.	Part No.	Description	No. Used
1	76-5180	Washer-Copper	4
2	76-5190	Fitting-Adjustable	2
3	94-8025	O-Ring	1
4		Seal-O-Ring	1
5	76-5220	Element-Filter (Incl. Ref. #4, 6 & 8)	1
6		Seal-Gasket	1
7		Cap-Filter, Fuel	1

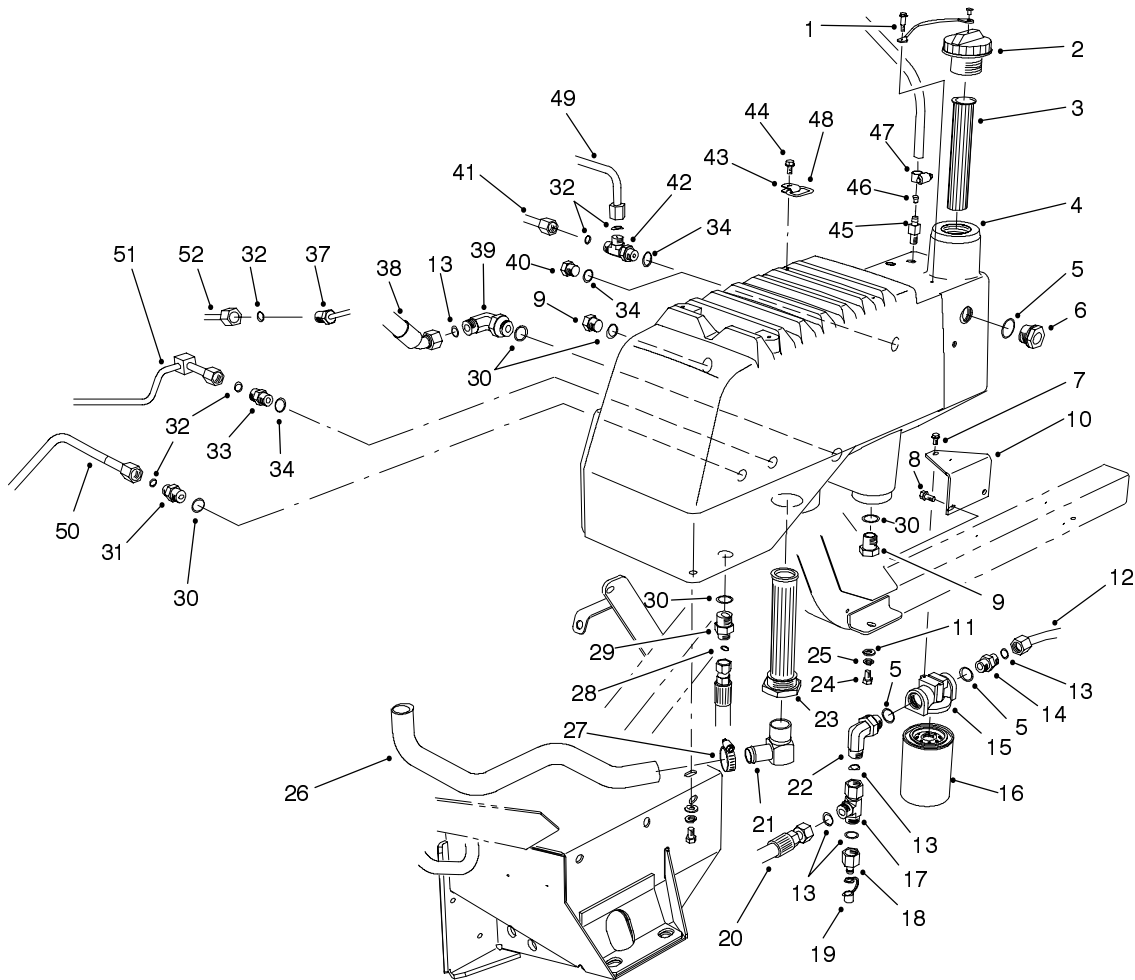
Ref. No.	Part No.	Description	No. Used
8		Seal-Gasket	1
9	76-5320	Water Sensor Assembly (Incl. Ref. #3)	1
10	94-8027	O-Ring	1
11	94-8028	O-Ring	1
12	94-8026	Vent Assembly (Incl. Ref. #10 & 11)	1
13		Bolt	1

Hydraulic Schematic (Model No. 30450)



Hydraulic Schematic (Model No. 30455)

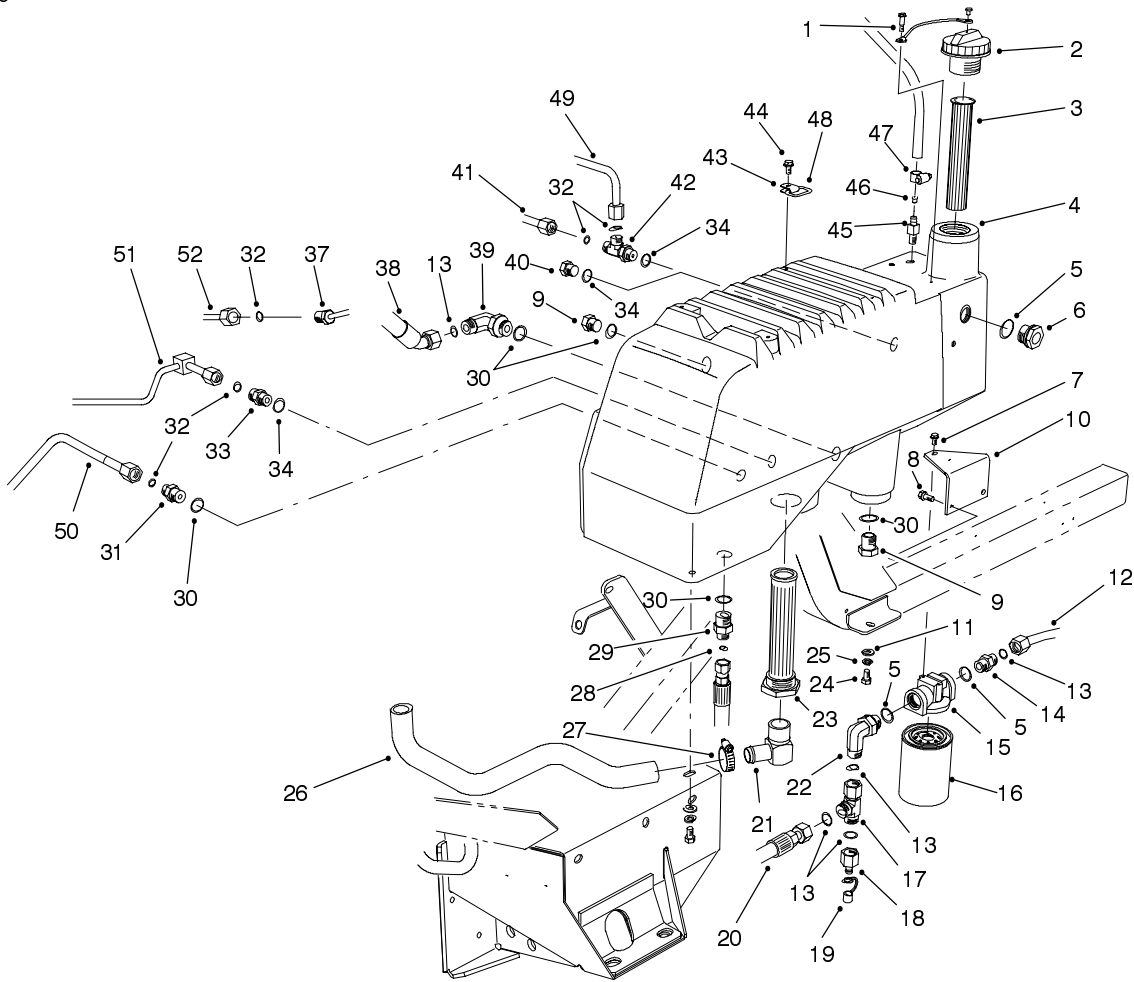




T-1509-2

Hydraulic Reservoir Assembly

Ref. No.	Part No.	Description	No. Used	Ref. No.	Part No.	Description	No. Used
1	57-5420	Screw-Shoulder	1	23	75-0550	Strainer-Tank	1
2	93-7160	Cap-Oil	1	24	323-5	Screw-Cap, HH	3
3	61-2790	Screen	1	25	63-8410	Washer-Flat	3
4	82-3700	Reservoir-Hydraulic	1	26	86-2800	Hose-Suction	1
5	237-81	O-Ring	3	27	2412-34	Clamp-Hose	1
6	69-1170	Gauge-Sight (Incl. Ref. #5)	1	28	237-22	O-Ring	1
7	3234-13	Screw-HWH	2	29	340-141	Fitting-Hydraulic (Incl. Ref. #28 & 30)	1
8	32144-11	Screw-HWH	2	30	237-80	O-Ring	5
9	353-551	Plug (Incl. Ref. #30)	2	31	340-6	Fitting-Adapter (Incl. Ref. #30 & 32)	1
10	92-5840	Bracket-Mount, Filter	1	32	237-30	O-Ring	5
11	240-11	Grommet	3	33	340-4	Fitting-Hydraulic (Incl. Ref. #32 & 34)	1
12	74-6400	Filter Line Tube Assembly	1	34	237-79	O-Ring	3
13	237-65	O-Ring	5	37	94-8298	Hydraulic Tube Assembly	1
14	340-8	Fitting-Adapter (Incl. Ref. #5 & 13)	1	38	86-3150	Assembly-Hose	1
15	92-5821	Filter Head Assembly	1	39	340-17	Fitting-Hydraulic 90° (Incl. Ref. #13 & 30)	1
16	86-3010	Filter-Transmission	1	40	353-550	Plug (2wd Only) (Incl. Ref. #34)	1
17	340-147	Fitting-Hydraulic (Incl. Ref. #13)	1	41	74-6230	Traction Tube Assembly (4wd Only)	1
18	86-5860	Nipple	1	42	340-109	Fitting-Tee (4wd Only) (Incl. Ref. #32 & 34)	1
19	353-947	Cap-Fitting	1	43	76-9950	Bracket-Ring	4
20	86-5500	Hose Assembly	1	44	32144-4	Screw-Forming, Thread	4
21	354-87	Fitting-Hydraulic, 90°	1				
22	340-139	Fitting-Hydraulic (Incl. Ref. #5 & 13)	1				

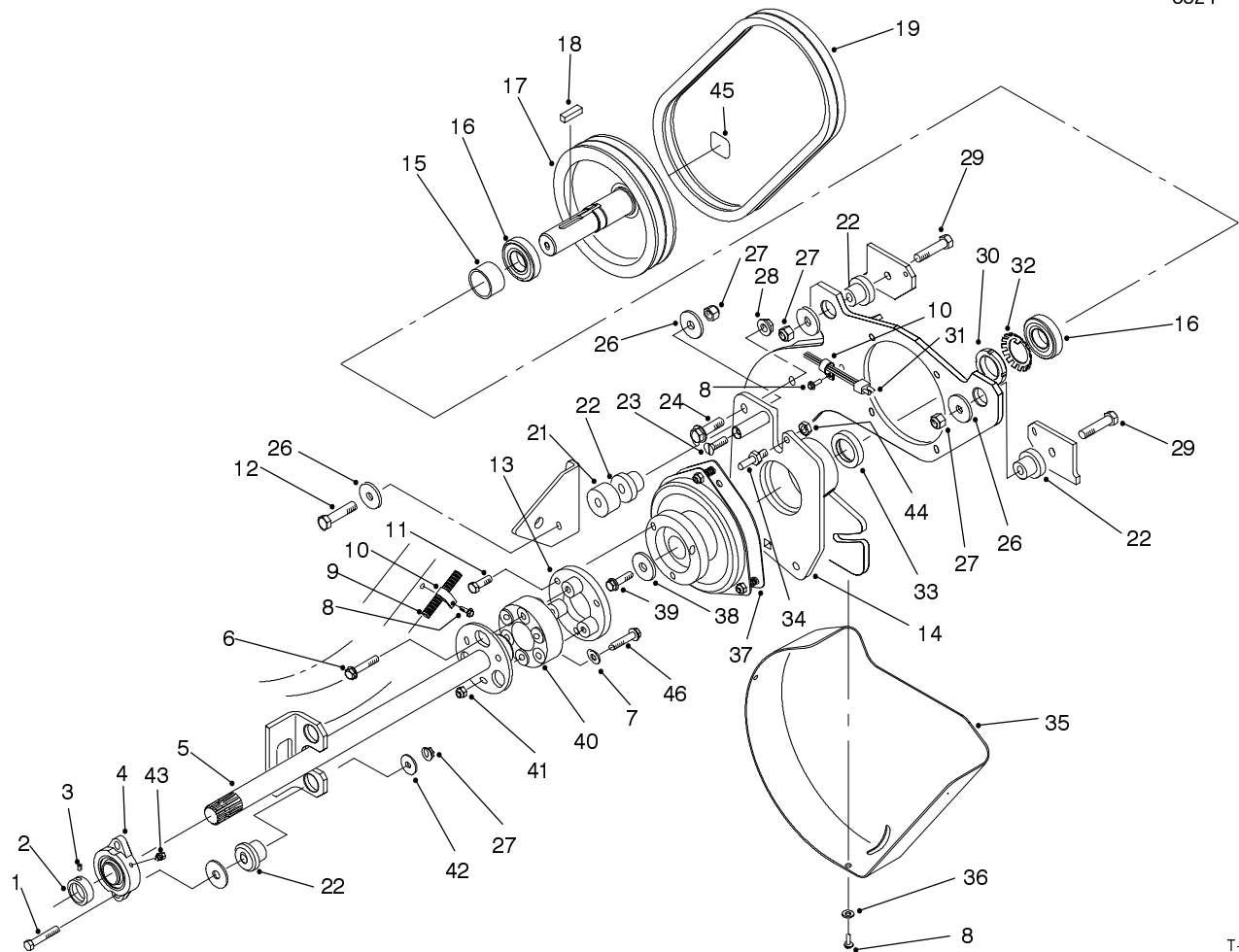


T-1509-2

Hydraulic Reservoir Assembly (Continued)

Ref. No.	Part No.	Description	No. Used
45	354-103	Barb-Hose, Male	1
46	74-4080	Orifice-Breather	1
47	2412-36	Clamp-Hose	1
48	249-49	Ring	4

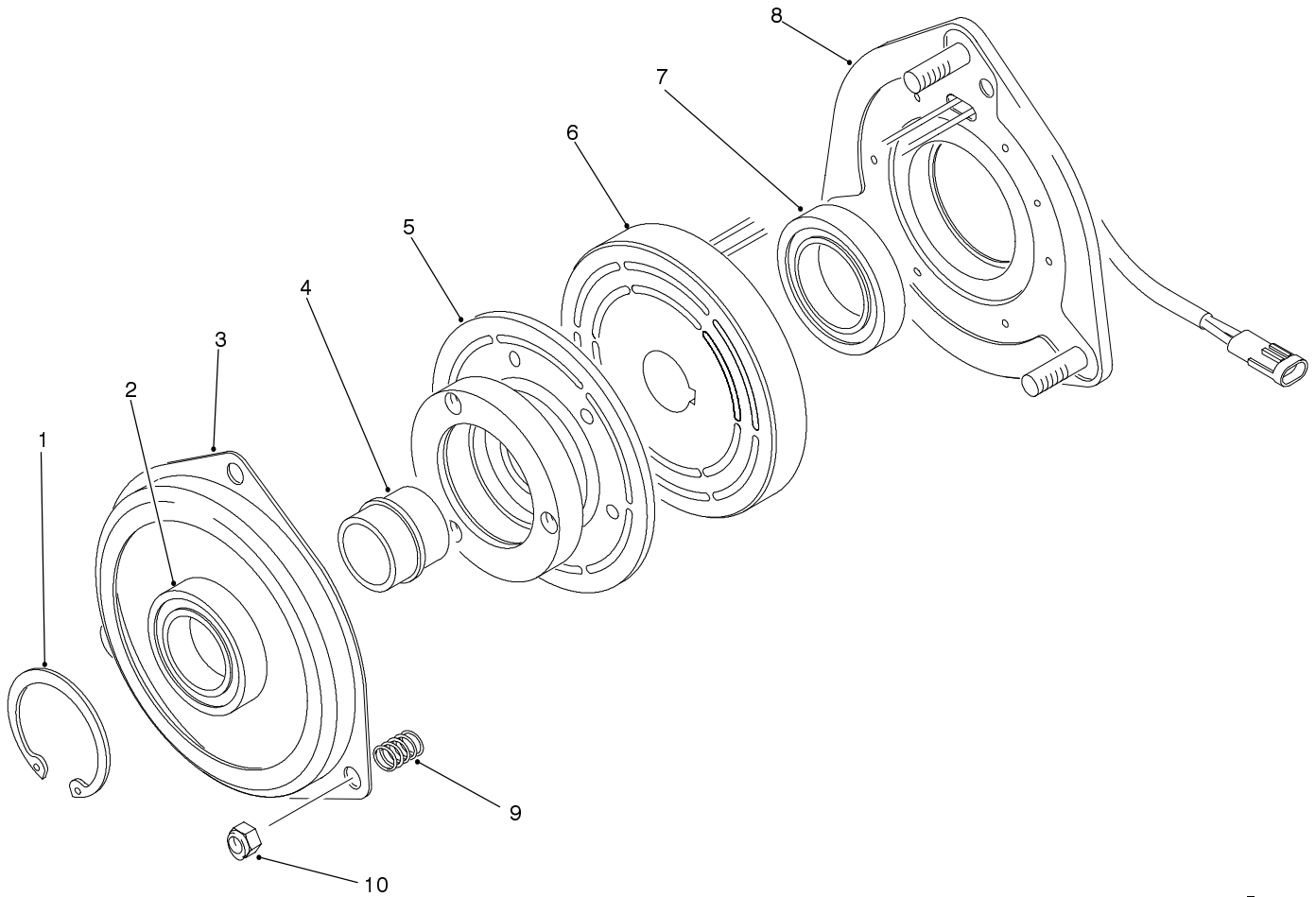
Ref. No.	Part No.	Description	No. Used
49	86-5810	Tube Assembly (4WD Only)	1
50	86-5750	Tube Assembly	1
51	94-8299	Steering Tube Assembly	1
52	86-5770	Relief Tube Assembly	1



T-1519-2

PTO Shaft & Clutch Assembly

Ref. No.	Part No.	Description	No. Used	Ref. No.	Part No.	Description	No. Used
1	3274-71	Screw - Soc. Hex. Hd.	2	23	88-1510	Screw - Special	1
2		Collar - Bearing	1	24	3234-22	Screw - Flange Head	3
3		Screw - Set	1	26	84-1560	Washer - Thrust	4
4	86-5620	Bearing (Incl. Ref. 2 & 3)	1	27	3296-25	Nut - Lock	5
5	84-1320-03	Shaft - P.T.O.	1	28	32128-49	Nut - Flange Head	3
6	100-2592	Screw - Flange Head	3	29	325-9	Screw - Cap Hex. Hd.	2
7	3256-24	Washer - Flat	3	30	88-1450	Nut - Lock, Bearing	1
8	32144-11	Screw - Hex. Washer Hd.	5	31	94-5623	Harness - Wire, Main	1
9	86-5470	Harness - Wire	1	32	88-1460	Washer - Lock	1
10	2412-109	Clamp-J	2	33	100-2599	Spacer - Clutch	1
11	48-9470	Bolt - Hex. Head	3	34	92-5817	Pin - Clutch Stop	1
12	325-14	Screw	1	35	88-1280	Cover - Belt, Lower	1
13	104-2350-03	Adapter - Clutch	1	36	3256-70	Washer - Flat	3
14	92-5818-03	Housing - Bearing, Lower	1	37	98-7250	Clutch	1
15	88-1140	Spacer - Bearing, Lower	1	38	84-1580	Washer - Clutch	1
16	251-310	Bearing - Ball	2	39	3234-19	Screw - Flange Head	1
17	100-2595	Lower Pulley Assembly (Incl. Ref. #45)	1	40	86-3040	Flange - Rubber	1
18	84-1540	Key	1	41	3296-39	Nut - Lock	3
19	88-1170	Belt - Matched Set	1	42	86-1990	Washer	4
21	84-1570	Spacer	1	43	302-60	Fitting - Grease	1
22	84-1550	Mount - Rubber	5	44	3296-47	Nut - Lock	1
				45	88-8950	Decal - Warning	1
				46	323-47	Bolt-HH	3

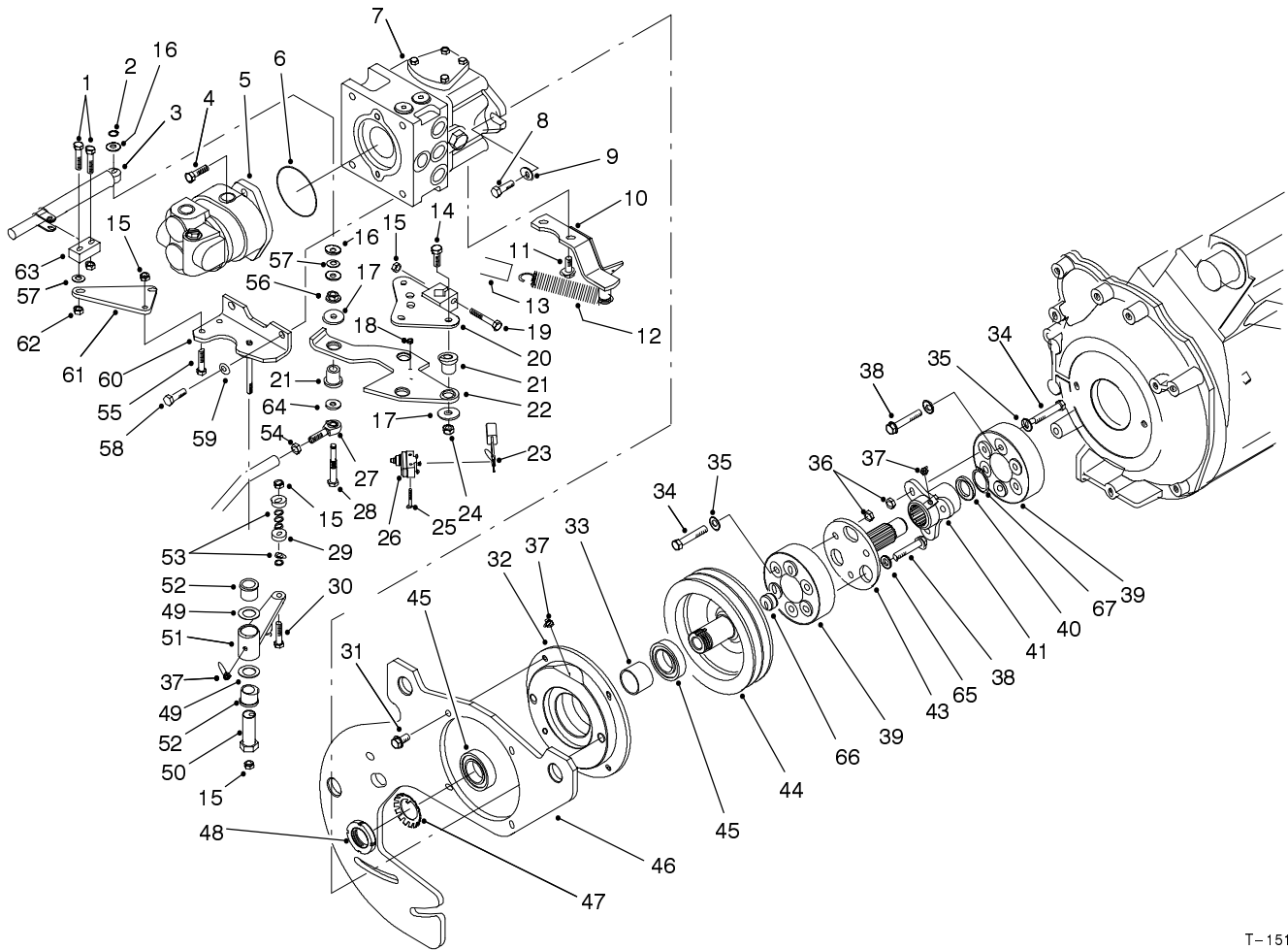


T-1523-1

Clutch Assembly No. 98-7250

Ref. No.	Part No.	Description	No. Used
1		Ring—Retaining	1
2		Bearing	1
3	88-1370	Plate—Brake	1
4		Collar—Bearing	1
5	98-7253	Armature Assembly (Incl. Ref. #1, 2 & 4)	1

Ref. No.	Part No.	Description	No. Used
6		Field Coil Assembly	1
7		Bearing—Field	1
8	88-1610	Field Rotor Assembly (Incl. Ref. #6 &7)	1
9	44-8320	Spring	3
10	3296-6	Nut—Lock	3

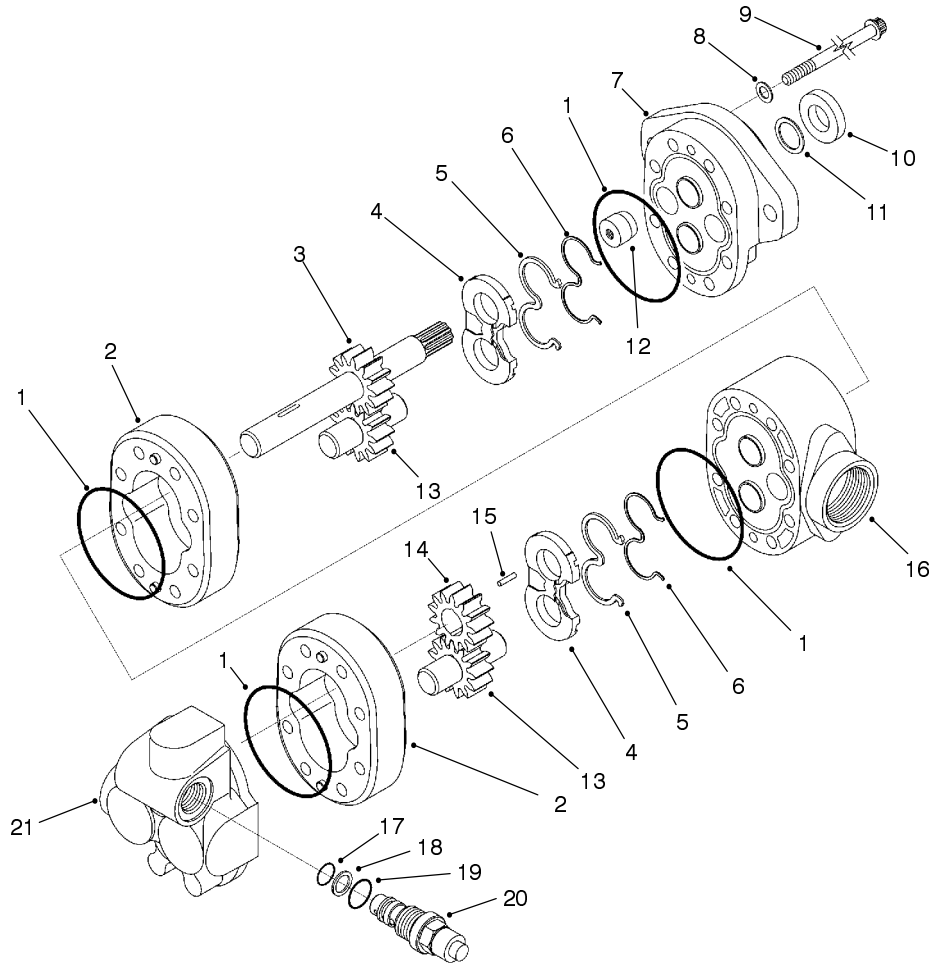


T-1511-3

Hydraulic Pump Installation Assembly (Continued)

Ref. No.	Part No.	Description	No. Used
53	75-5470	Washer	5
54	3220-3	Nut-Jam	1
55	322-5	Screw-Cap, HH	2
56	3290-357	Nut-Head, Flange	1
57	3290-477	Washer-Curved	2
58	324-4	Screw-Cap, HH	2
59	3253-6	Washer-Lock	2
60	95-4352	Bracket-Neutral	1

Ref. No.	Part No.	Description	No. Used
61	95-4351-03	Plate-Pivot	1
62	3296-47	Nut-Lock	2
63	76-9760	Pivot-Damper	1
64	3256-3	Washer	1
65	80-7730	Spacer	3
66	92-1351	Plug-Pulley	1
67	32120-74	Ring-Retaining	1

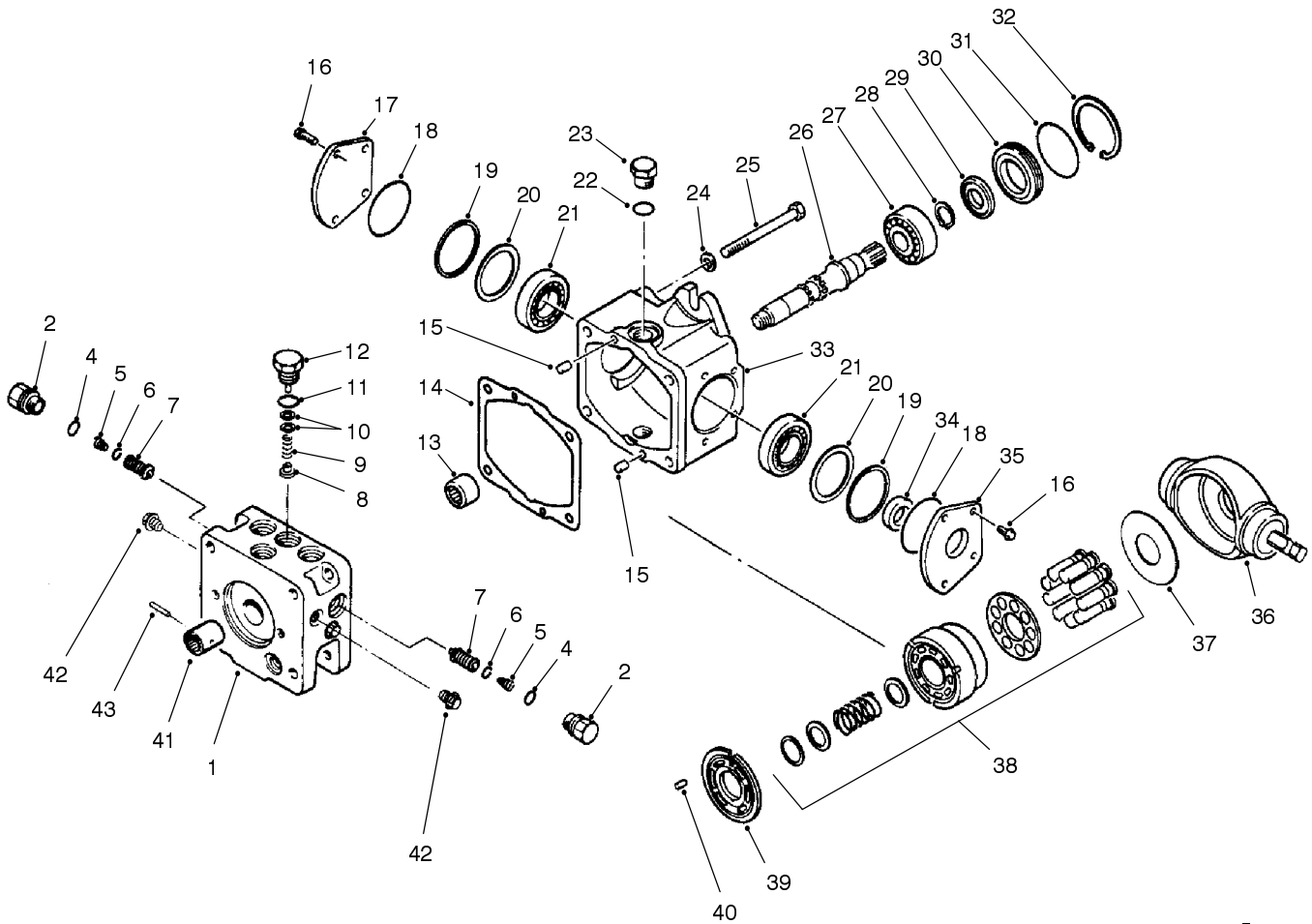


T-2619-1

Gear Pump Assembly No. 94-8297

Ref. No.	Part No.	Description	No. Used	Ref. No.	Part No.	Description	No. Used
1	56-6710	O-Ring	4	13	95-4366	Idler Gear Assembly	2
2	95-4364	Body Assembly	2	14	95-4373	Gear	1
3	95-4365	Drive Gear Assembly	1	15	95-4372	Key	1
4	95-4368	Plate-Wear	2	16	95-4371	Plate-Adaptor	1
5	95-4367	Gasket- Backup	2	†17		O-Ring	1
6	95-4369	Seal	2	†18		Washer	1
7	95-4362	Frontplate Assembly	1	†19		O-Ring	1
8	94-8160	Washer	4	†20		Valve	1
9	95-4370	Screw-Cap	8	21	95-4363	Backplate Assembly	1
10	49-2640	Seal-Shaft	1	*	95-4374	Relief Valve Assembly (Incl. Ref. #17-20)	1
11	60-5890	Washer	1				
12	94-3011	Plug	1				

*Not Illustrated
†Not Serviced Separately

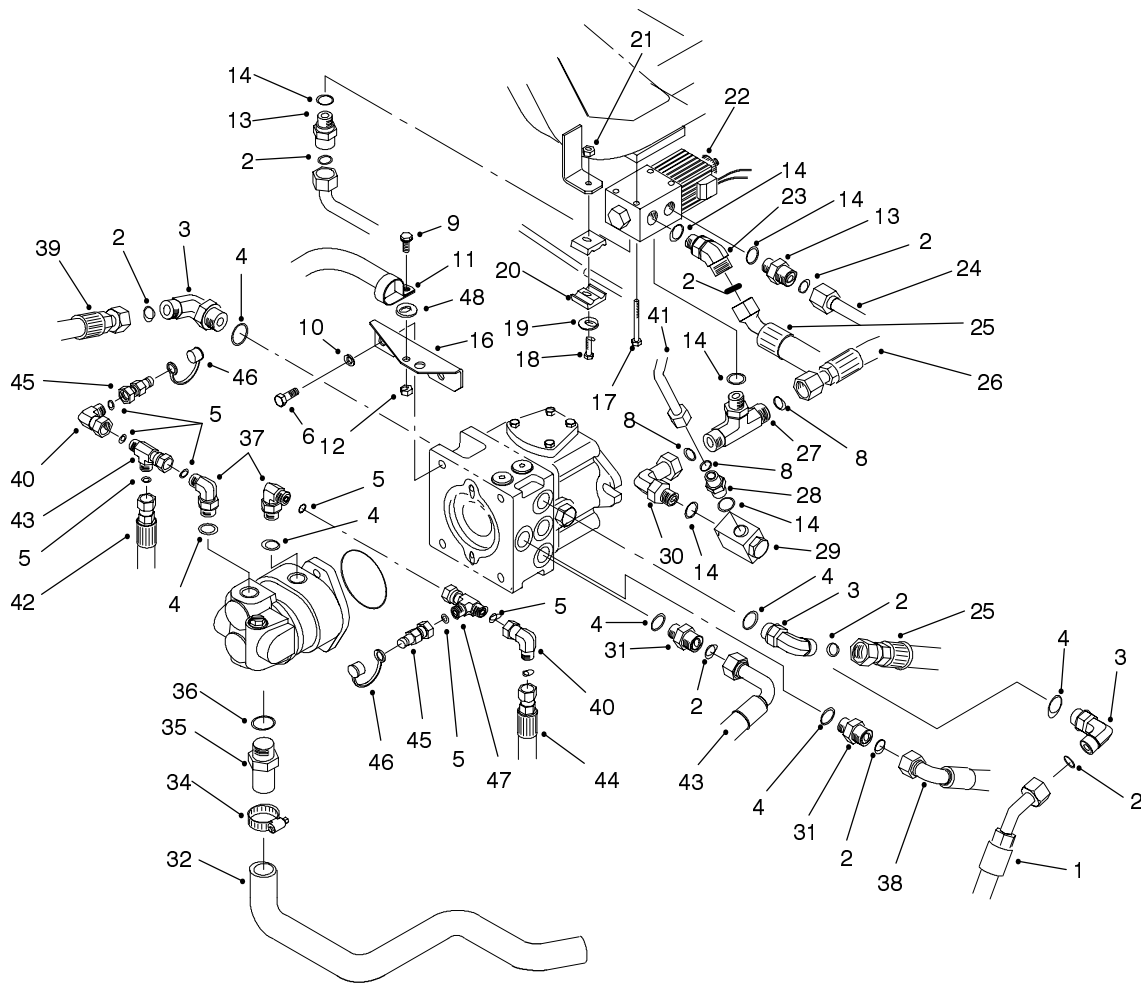


T-1497-1

Traction Pump Assembly No. 86-5590

Ref. No.	Part No.	Description	No. Used
1	92-1354	Cap-End	1
2	92-1355	Plug-Special	2
4	75-0240	O-Ring	2
5	75-0140	Spring-Conical	2
6	84-0550	Ring-Retaining	2
7	92-1356	Valve-Screw, 415 BAR	2
8	84-0480	Poppet-Charge Relief	1
9	84-0490	Spring-Compression	1
10	92-1353	Shim	1
11	28-3570	O-Ring	1
12	84-0500	Charge Relief Plug Assembly	1
13	75-0500	Bearing-Needle	1
14	84-0210	Gasket-Cap, End	1
15	75-0480	Pin	2
16	84-0460	Screw	8
17	84-0440	Cover-Trunnion	2
18	84-0430	O-Ring	4
19	84-0270	Spacer-Trunnion	4
20	84-0570	Shim-Kit, Trunnion	4
21	84-0260	Bearing-Roller	4
22	353-551	Plug Assembly (Incl. Ref. #23)	3

Ref. No.	Part No.	Description	No. Used
23	237-80	O-Ring	3
24	84-0360	Washer	8
25	84-0330	Screw-Cap, HH	8
26	84-0300	Shaft-Pump	1
27	84-0310	Bearing-Ball	1
28	84-0320	Ring-Retaining	1
29	84-0400	Seal-Lip	1
30	84-0410	Carrier-Seal	1
31	28-3520	O-Ring	1
32	84-0380	Ring-Retaining, Internal	2
33	84-0240	Housing-Pump	1
34	84-0470	Seal-Lip	2
35	84-0450	Cover-Trunnion	1
36	84-0250	Plate-Swash, Variable	1
37	75-0400	Plate-Thrust	1
38	75-0470	Kit-Block, Cylinder	1
39	84-0280	Plate-Valve, RH	1
40	75-0510	Pin	1
41	92-1358	Coupling	1
42	92-1352	Plug	3
43	92-1357	Pin	1

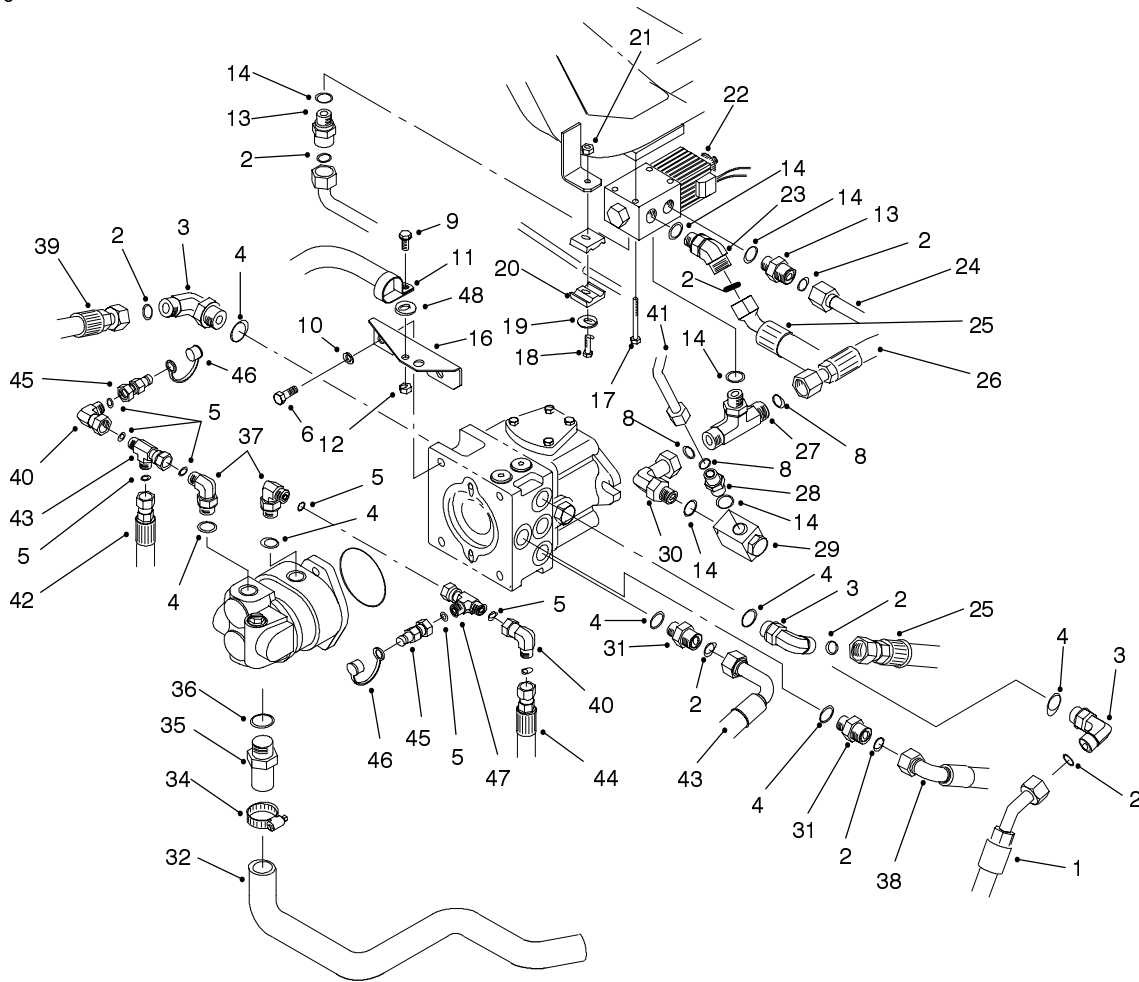


T-1498-3

Hydraulic Pump Fittings Assembly

Ref. No.	Part No.	Description	No. Used	Ref. No.	Part No.	Description	No. Used
1	92-5841	Traction Hose Assembly	1	23	340-55	Fitting-Hydraulic, 45° (Incl. Ref. #2 & 14) (Model 30455 Only)	1
2	237-65	O-Ring	8	24	86-2770	Traction Tube Assembly (Model 30455 Only)	1
3	340-17	Fitting-Hydraulic, 90° (Incl. Ref. #2 & 4)	2	25	92-5828	Hose Assembly (Model 30455 Only)	1
4	237-80	O-Ring	6	26	86-2710	Rear Hose Assembly (Model 30455 Only)	1
5	237-22	O-Ring	7	27	340-157	Fitting-Tee (Incl. Ref. #8 & 14) (Model 30455 Only)	1
6	324-4	Screw-Cap, HH	2	28	340-4	Fitting-Hydraulic (Incl. Ref. #8 & 14) (Model 30455 Only)	1
8	237-30	O-Ring	3	29	84-0720	Valve-Velocity (Model 30455 Only)	1
9	322-5	Screw-Cap, HH	1	30	340-165	Fitting-Hydraulic (Incl. Ref. #14) (Model 30455 Only)	1
10	3253-6	Washer-Lock	2	31	340-7	Fitting-Hydraulic (Incl. Ref. #2 & 4)	2
11	2412-104	R-Clamp	1	32	86-2800	Hose-Suction	1
12	32128-20	Nut-Lock, Flange Head	1	34	2412-34	Clamp-Hose	1
13	340-155	Fitting-Hydraulic, 90° (Incl. Ref. #2 & 14) (Model 30455 Only)	2	35	95-4356	Fitting-Hydraulic (Incl. Ref. #36)	1
14	237-79	O-Ring (Model 30455 Only)	6	36	237-146	O-Ring	1
16	88-1290-03	Bracket-Rod, Seat	1				
17	321-15	Screw-Cap, HH (Model 30455 Only)	2				
18	322-6	Screw-Cap, HH	1				
19	3256-71	Washer-Flat	1				
20	56-7973	Clamp	2				
21	3296-47	Nut-Lock	1				
22	76-9970	Valve-4 WD (Model 30455 Only)	1				

*Not Illustrated



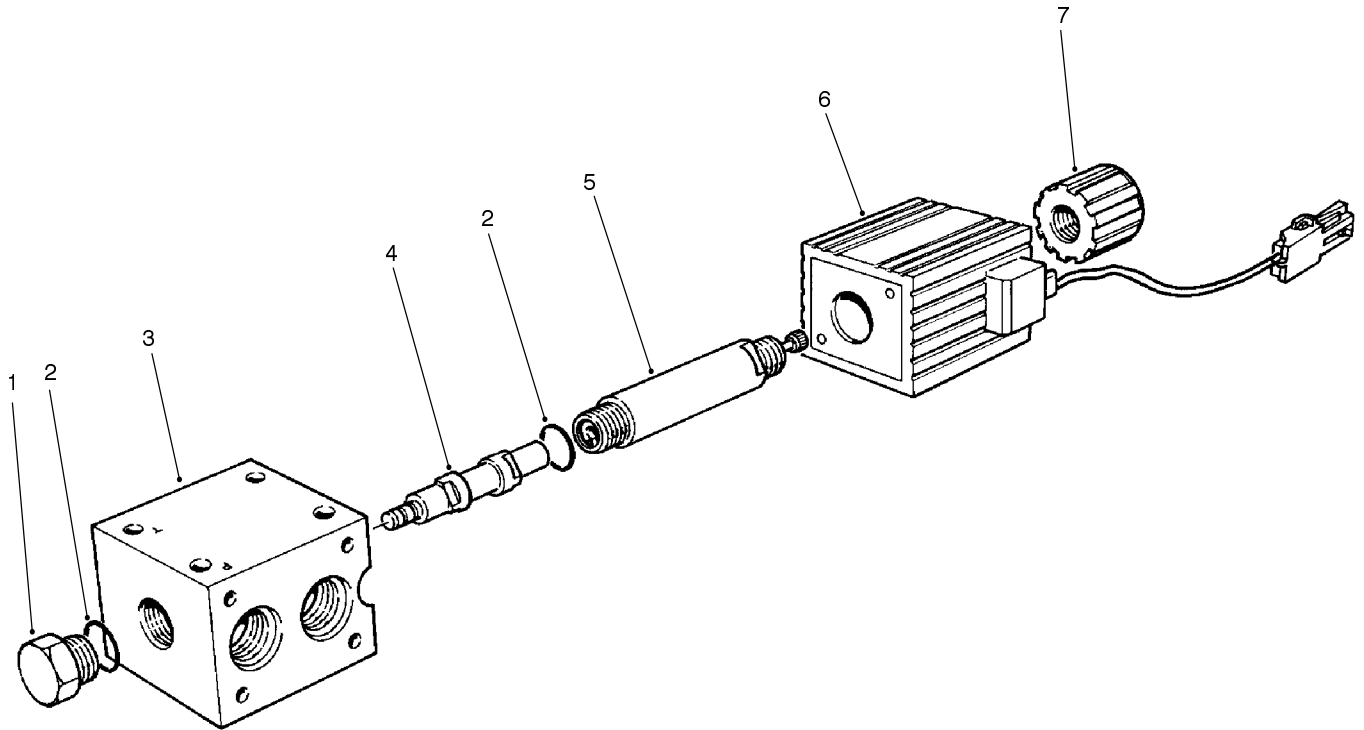
T-1498-3

Hydraulic Pump Fittings Assembly (Continued)

Ref. No.	Part No.	Description	No. Used
37	340-18	Fitting-Hydraulic, 90° (Incl. Ref. #4 & 5)	2
38	86-5500	Hose Assembly	1
39	86-3150	Hose Assembly	1
40	340-159	Fitting-Hydraulic, 90° (Incl. Ref. #5)	2
41	86-5810	Tube Assembly (Model 30455 Only)	1

Ref. No.	Part No.	Description	No. Used
42	86-5570	Hose Assembly	1
43	92-5830	Hose Assembly	1
44	95-4354	Hose Assembly	1
45	86-5480	Fitting-Diagnostic	2
46	354-79	Cap-Fitting	2
47	340-115	Fitting-Tee, Hydraulic (Incl. Ref. #5)	2
48	80-7730	Spacer	1

*Not Illustrated

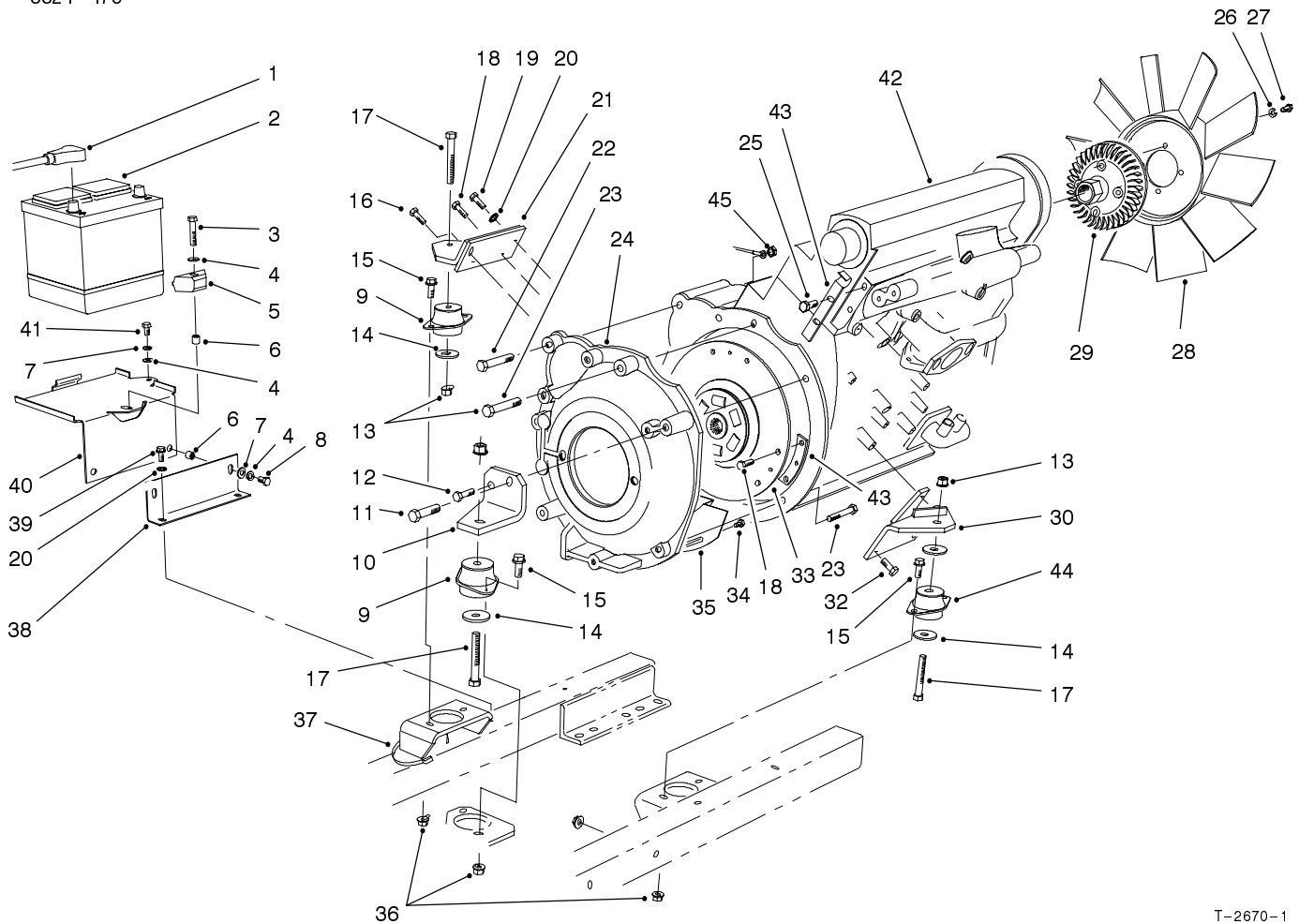


T-1126

Solenoid Valve Assembly No. 76-9970 (Model No. 30455 Only)

Ref. No.	Part No.	Description	No. Used
1		Adapter Assembly (Incl. Ref. #2)	1
2	237-80	O-Ring	2
3		Valve-Directional	1
4		Spool	1

Ref. No.	Part No.	Description	No. Used
5		Tube Assembly (Incl. Ref. #2)	1
6	218-591	Coil Assembly	1
7	218-592	Nut-Coil	1



T-2670-1

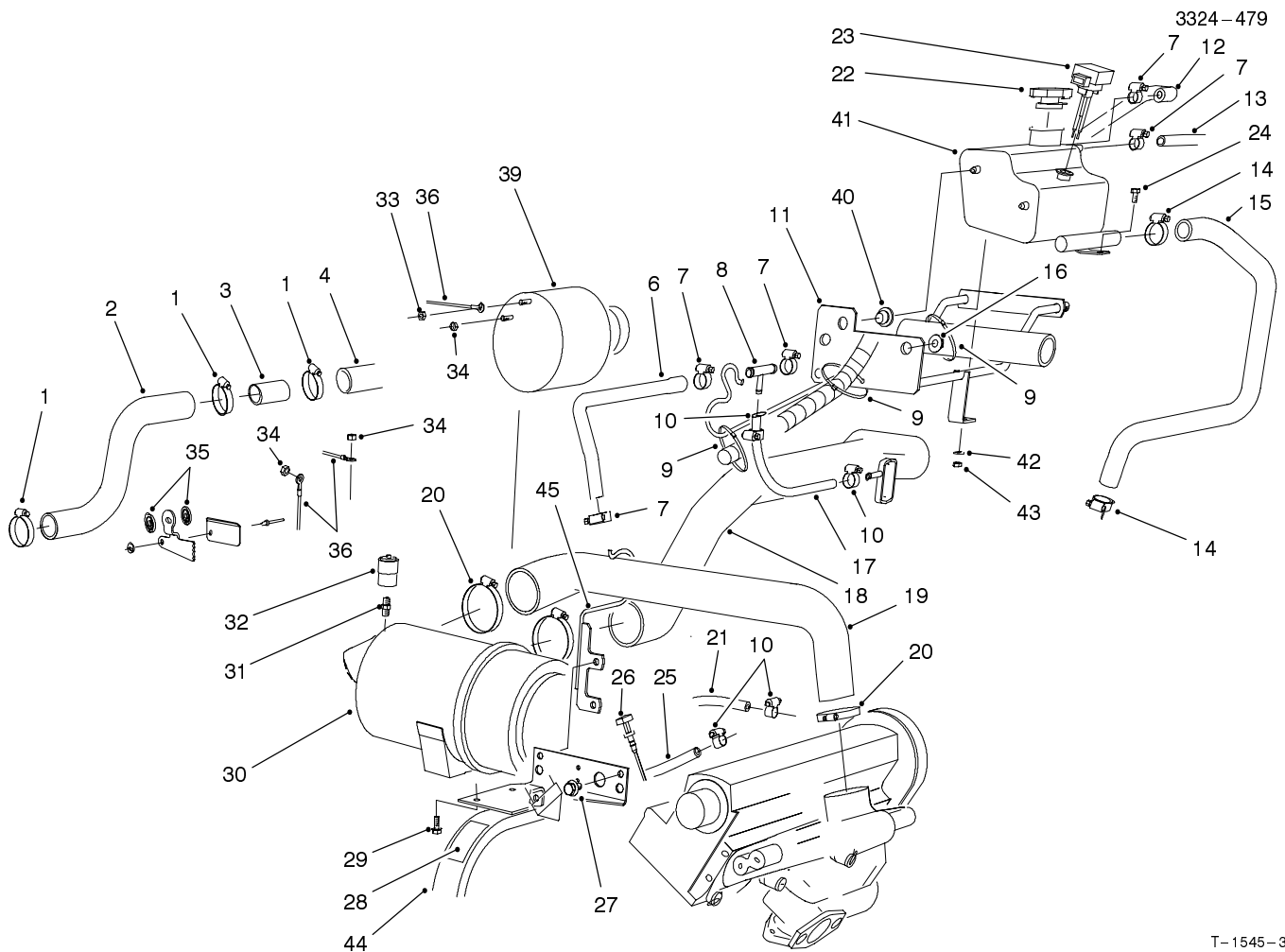
Engine & Battery Installation Assembly

Ref. No.	Part No.	Description	No. Used
1	74-9080	Cable-Battery, Pos.	1
*	74-9090	Cable-Battery, Neg.	1
†2		Battery	1
3	323-9	Screw-Cap, HH	1
4	3256-24	Washer-Flat	4
5	66-2490	Clamp-Battery	1
6	32148-10	Insert-Threaded	3
7	3253-21	Washer-Lock	3
8	323-33	Screw-Cap, HH	2
9	53-9681	Mount-Rubber, Engine	2
10	74-5470-03	Mount-Engine	1
11	48-7840	Screw-Cap, HH	1
12	48-9470	Screw-Cap, HH	1
13	32128-37	Nut-Lock, Flange Head	3
14	87-5100	Washer-Flat	4
15	3234-11	Screw	6
16	48-9460	Screw-Cap, HH	1
17	324-12	Screw-Cap, HH	3
18	48-7700	Screw-Cap, HH	8
19	48-7730	Screw-Cap, HH	1
20	3255-8	Washer-Lock, Ext. Tooth	2
21	76-4120-03	Mount-Engine	1
22	48-7810	Screw-Cap, HH	3
23	48-7570	Screw-Cap, HH	3

Ref. No.	Part No.	Description	No. Used
24	84-0760-03	Adapter-Pump to Engine	1
25	33114-016	Screw-Cap, HH	2
26	3253-4	Washer-Lock	4
27	322-3	Screw-Cap, HH	4
28	74-3650	Fan	1
29	74-5520	Clutch-Fan	1
30	76-4220-03	Mount-Engine	1
32	48-7780	Screw-Cap, HH	3
33	84-1440-03	Plate-Adapter	1
34	48-7610	Screw-Cap, HH	3
35	77-3600	Shield-Adapter (Furnished with engine)	1
36	3290-357	Nut-Lock	6
37	3290-378	Tie-Cable	1
38	76-4310-03	Support-Base, Battery	1
39	32144-11	Screw-HWH	2
40	14-0949	Battery Base Assembly (Incl. Ref. #6)	1
41	323-4	Screw-Cap, HH	1
42	100-3794	Engine Assembly	1
43	94-5615	Bracket-Hose, Return	1
44	53-9682	Mount-Rubber, Engine	1
45	48-7930	Nut-Hex	1

*Not Illustrated

†Obtain Locally

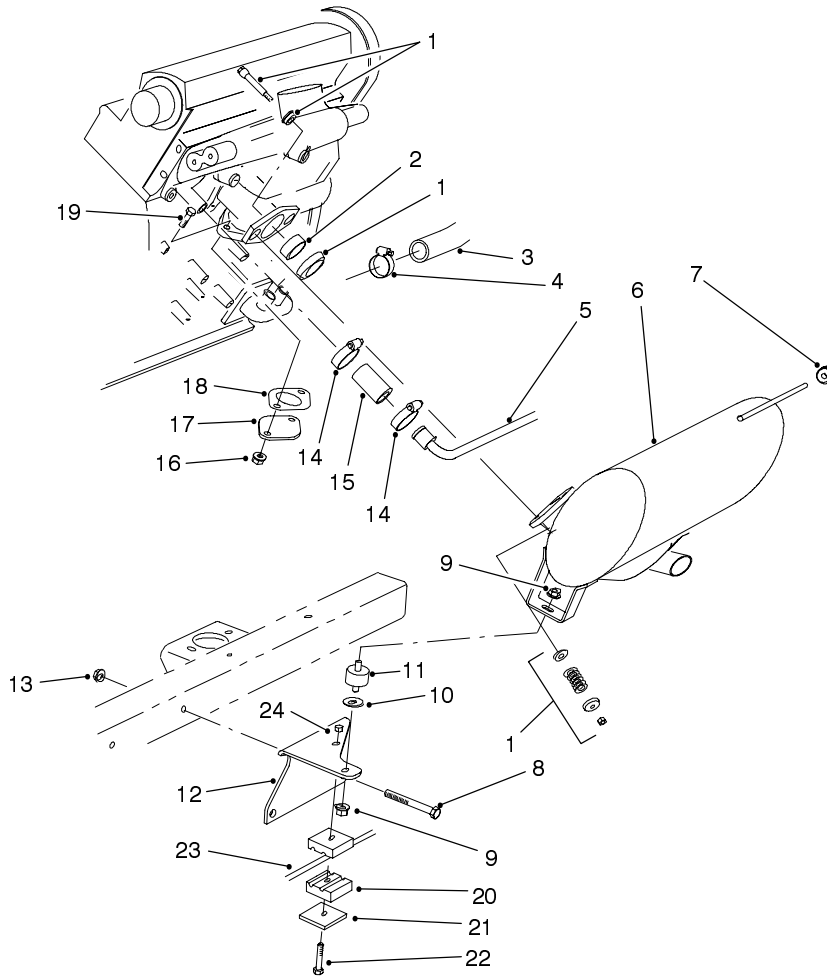


T-1545-3

Engine Plumbing Assembly

Ref. No.	Part No.	Description	No. Used	Ref. No.	Part No.	Description	No. Used
1	2412-3	Clamp-Hose	3	†23	94-9984	Sensor-Level, Water	1
2	94-1418	Hose-Radiator, Upper	1	24	33105-020	Screw-HHF	1
3	93-7594	Spacer-Tubular	1	25	63-7622	Hose-Fuel	1
4	93-7221	Hose-Radiator, Upper	1	†26	93-9175	Dipstick	1
6	94-2630	Hose-Return	1	27	3234-11	Screw-Flange	3
7	2412-36	Clamp-Hose	5	28	83-9150	Decal-Fluid, Starting	1
8	93-4207	Fitting-Hose, Tee	1	29	33104-016	Screw-HHF	2
9	3290-378	Tie-Cable	2	30	100-2597	Filter Assembly	1
10	2412-108	Clamp-Hose	4	31	94-1416	Adapter Assembly	1
11	93-7229-03	Degassing Support Assembly	1	32	93-9164	Indicator-Service	1
12	93-7788	Hose-Return	1	33	48-7930	Nut-Hex	1
13	94-5625	Hose-Radiator, Overflow	1	34	48-7880	Nut-Hex	3
14	2412-129	Clamp-Hose	2	35	86-2990	Mount-Cable, Throttle	2
15	94-5604	Hose-Overflow	1	36	94-5623	Wire Harness-Main	1
16	3290-357	Nut-Flange	3	39	94-3252	Alternator	1
17	63-7622	Hose-Line, Fuel	1	†40	94-2801	Grommet-Rubber	2
18	93-7224	Hose-Intake	1	†41	94-9983	Box-Degassing	1
19	93-7223	Hose-Cleaner, Air	1	42	33093-00	Washer-Flat	1
20	2412-125	Clamp-Hose	3	43	33023-00	Nut-Lock, Nylon Insert	1
21	63-7627	Hose-Fuel	1	44	93-7236-03	Bracket-Support	1
†22	94-2800	Cap-Radiator	1	45	94-8003-03	Support-Hose, Air Cleaner	1

† Furnished with engine.

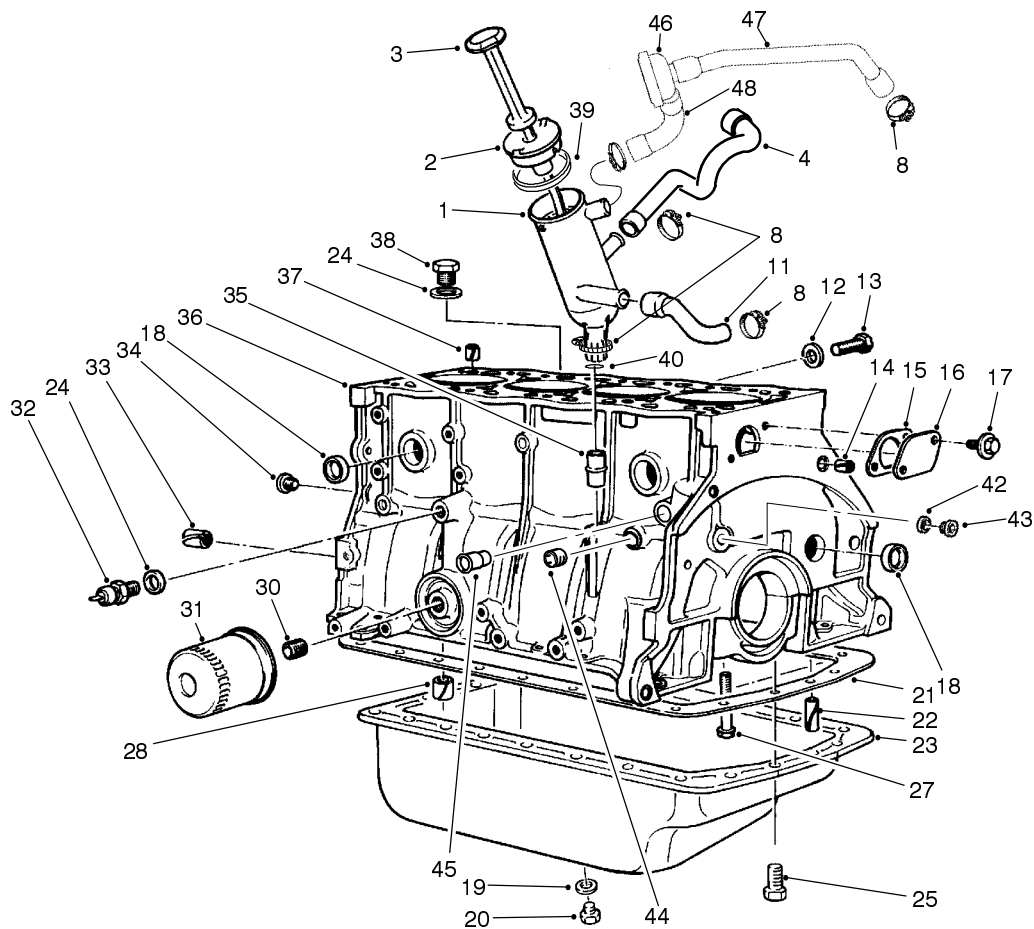


T-1544-2

Muffler and Air Cleaner Installation Assembly

Ref. No.	Part No.	Description	No. Used
†1	94-2814	Kit-Coupler, Exhaust	1
†2	94-2815	Sleeve-Flange, Exhaust	1
3	74-6020	Hose-Radiator, Lower	1
4	2412-3	Clamp-Hose	1
5	92-7381	Tube-Water, Return	1
6	94-8012	Muffler Assembly	1
7	94-2812	Grommet	1
8	323-20	Screw-Cap, HH	2
9	32128-20	Nut-Lock, Flange	2
10	62-9510	Washer-Lever, Braker	1
11	94-5608	Mount-Rubber	1
12	93-7245-03	Bracket-Support	1

Ref. No.	Part No.	Description	No. Used
13	32128-19	Nut-Lock, Flange	2
14	2412-129	Clamp-Hose	4
15	74-6490	Hose-Line, Water	2
16	33004-00	Nut-Flange, Hex	2
17	92-7382-03	Cover-Manifold	1
18	77-3700	Gasket-Muffler, Exhaust	1
19	33104-020	Screw-HHF	2
20	56-7971	Clamp-Tube	2
21	69-9761	Plate-Cover	1
22	322-9	Screw-HH	1
23	94-8298	Oil Cooler Tube Assembly	1
24	32152-1	Nut-Lock	1

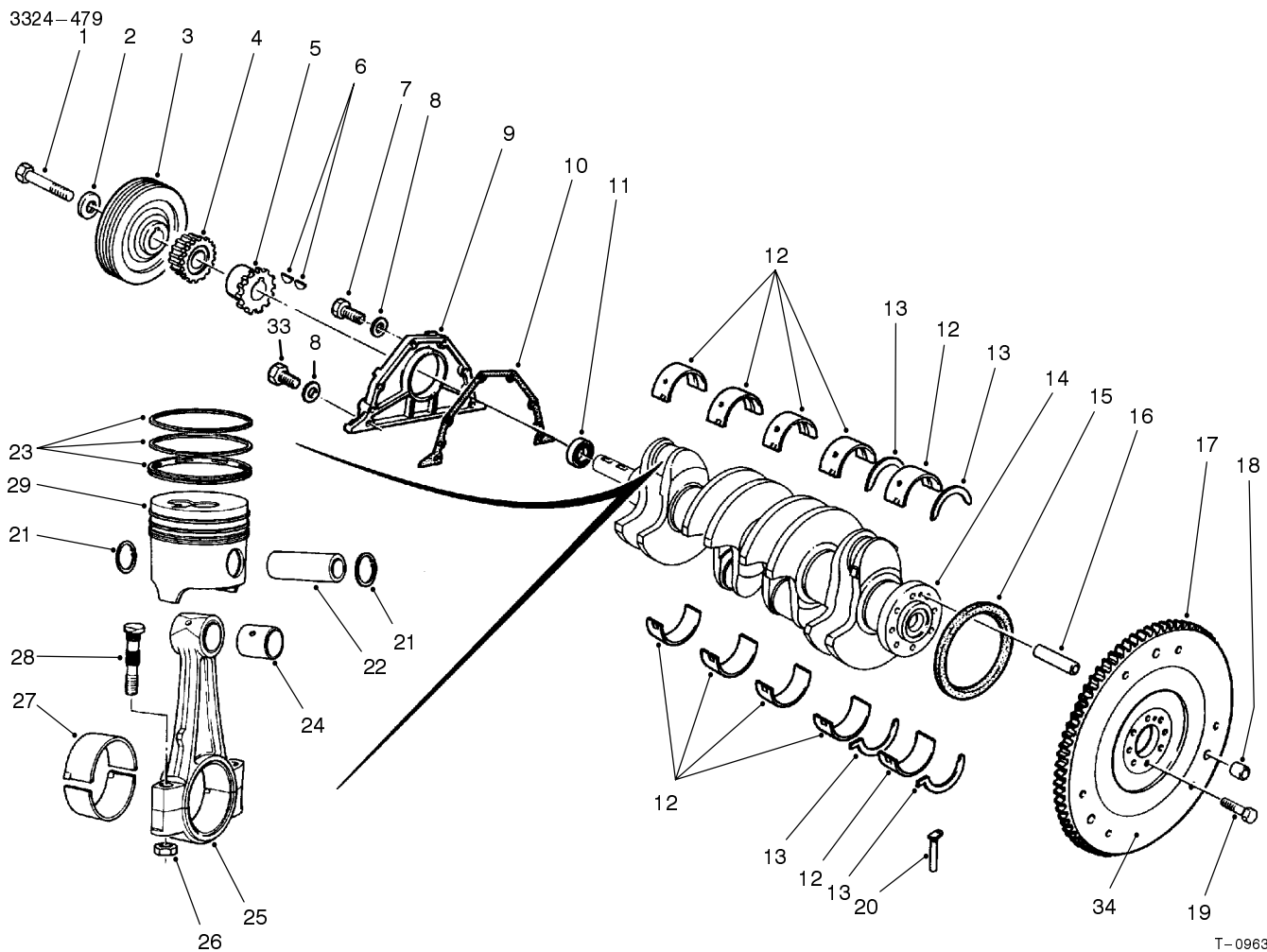


T-2142-1

Crankcase Assembly

Ref. No.	Part No.	Description	No. Used	Ref. No.	Part No.	Description	No. Used
1	94-3181	Filler-Oil (Incl. Ref. 39)	1	27	74-7930	Screw-Cap, Bearing	10
2	94-3182	Plug	1	28	74-7940	Bushing-Spring	1
3	93-9175	Dipstick-Oil	1	30	74-7960	Stud-Filter	1
4	94-3184	Union	1	31	74-7970	Filter-Oil	1
8	2412-129	Clamp-Hose	8	32	94-3180	Switch-Pressure	1
11	74-7770	Hose-Crankcase	1	33	74-7990	Pin-Spring	4
12	74-7780	Gasket	1	34	74-8000	Plug	2
13	74-7790	Screw	1	35	74-8010	Guide-Dipstick	1
14	74-7800	Pin	2	36	94-3100	Short Block Assembly (Incl. Pistons next page)	1
15	74-7810	Gasket-Plate	1	37	74-8030	Pin-Spring	1
16	74-7820	Plate	1	38	74-8040	Plug-Drain	1
17	94-3112	Screw-Head, Washer	2	39	94-3183	Gasket	1
18	74-7840	Plug-27 mm Dia.	8	40	94-3186	O-Ring	1
*	94-3108	Plug-27.5 mm Dia.	8	42	94-3106	Gasket	2
*	94-3109	Plug-28.5 mm Dia.	9	43	94-3104	Plug-Threaded	2
19	74-7320	Gasket	1	44	94-3103	Plug-Threaded	1
20	74-7310	Plug-Threaded	1	45	94-3110	Stud	1
21	74-7380	Gasket-Pan, Oil	1	46	74-5760	PCV Valve	1
22	94-3111	Pin-Groove	2	47	94-3192	Union	1
23	74-7300	Pan-Oil	1	48	94-3191	Union	1
24	74-7850	Gasket	2	*	74-7860	Gasket Set (Without Head Gasket)	1
25	74-7330	Screw-Cap, HH	23				

*Not Illustrated



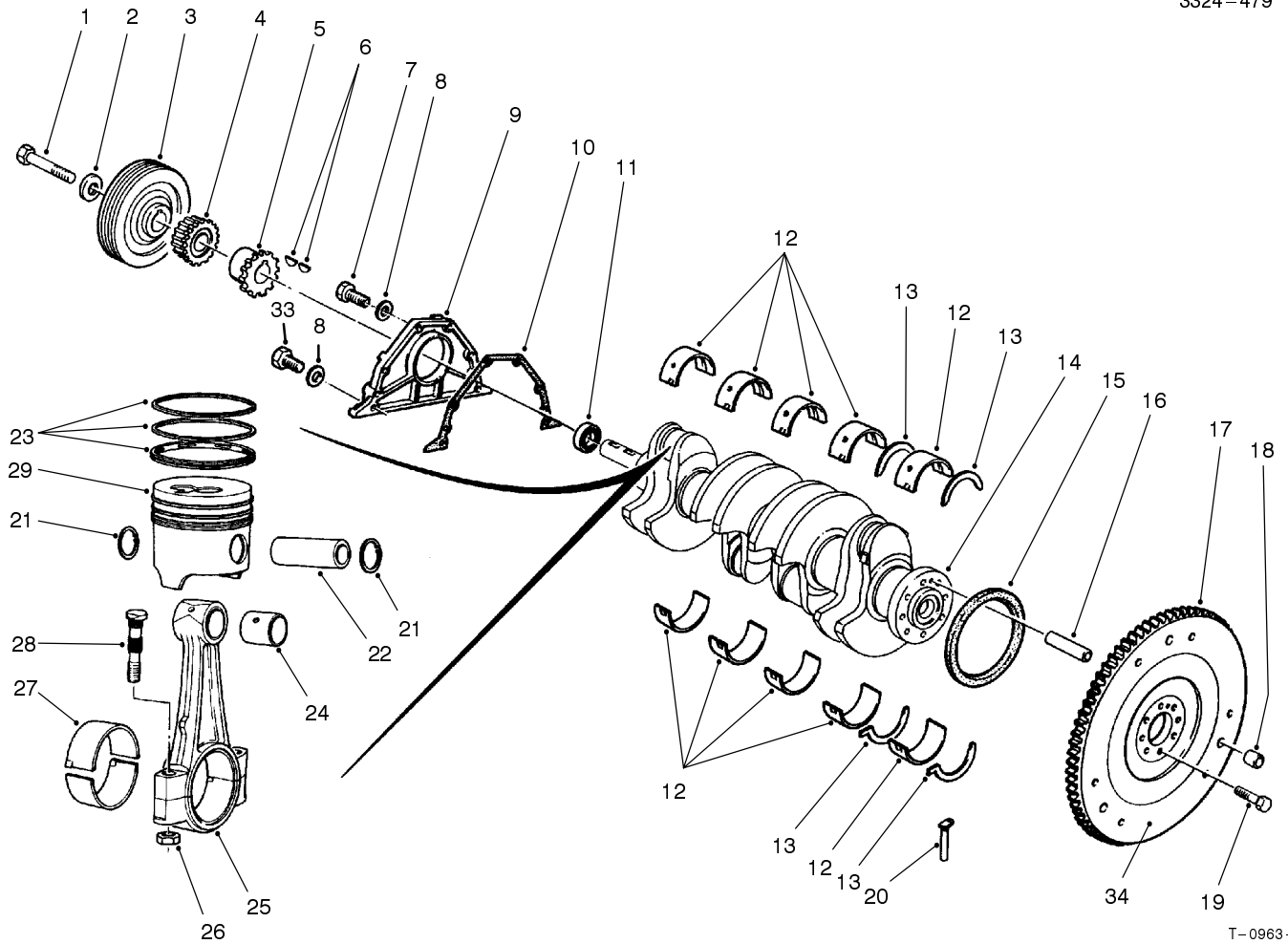
T-0963-1

Crankshaft Assembly

Ref. No.	Part No.	Description	No. Used
1	94-3145	Screw-Cap, HH	1
2	74-8080	Washer	1
3	94-3144	Pulley	1
4	74-8100	Gear-Pinion	1
5	74-8110	Sprocket-Pump, Oil	1
6	74-8120	Key-Woodruff	2
7	94-3150	Screw-Cap, HH	4
8	94-3151	Washer	6
9	74-8140	Cover	1
10	74-8150	Gasket-Cover	1
11	94-3148	Seal-Shaft	1
12	74-8170	Set-Bearing (Std.) Set of 10 Half Bearings	1
*	74-8180	Set-Bearing (.30mm OS) Set of 10 Half Bearings	1
13	94-3141	Set-Bearing, Thrust (Std.)	2
*	74-8200	Set-Bearing, Thrust (.10mm OS)	2
*	74-8210	Set-Bearing, Thrust (.15mm OS)	2
*	74-8220	Set-Bearing, Thrust (.20mm OS)	2
14	74-8230	Crankshaft	1

Ref. No.	Part No.	Description	No. Used
15	74-8240	Seal	1
16	74-7990	Pin	1
17	94-3149	Gear-Flywheel	1
18	74-8270	Pin	3
19	74-8280	Screw-Cap, HH	8
20	74-8290	Seal-#1 Bearing Cap	2
21	74-8300	Clip-Pin, Piston	8
22	74-8310	Pin-Piston	4
23	94-3158	Set-Ring, Piston (Std.)	4
*	74-8320	Set-Ring, Piston - 0.20 mm	4
*	74-8330	Set-Ring, Piston - 0.50 mm	4
*	74-8340	Set-Ring, Piston - 0.80 mm	4
24	98-9965	Bushing-Sleeve	4
25	74-8360	Rod-Connecting, Set of 4 (Incl. Ref. #24)	1
26		Nut-Hex	8
27	74-8380	Bearing-Rod, Connecting (Std.) Set of 8 Half Bearings	1
*	74-8390	Bearing-Rod, Connecting (49.7mm ID) Set of 8 Half Bearings	1
28	74-8400	Bolt-Rod, Connecting (Incl. Ref. #26)	8

*Not Illustrated



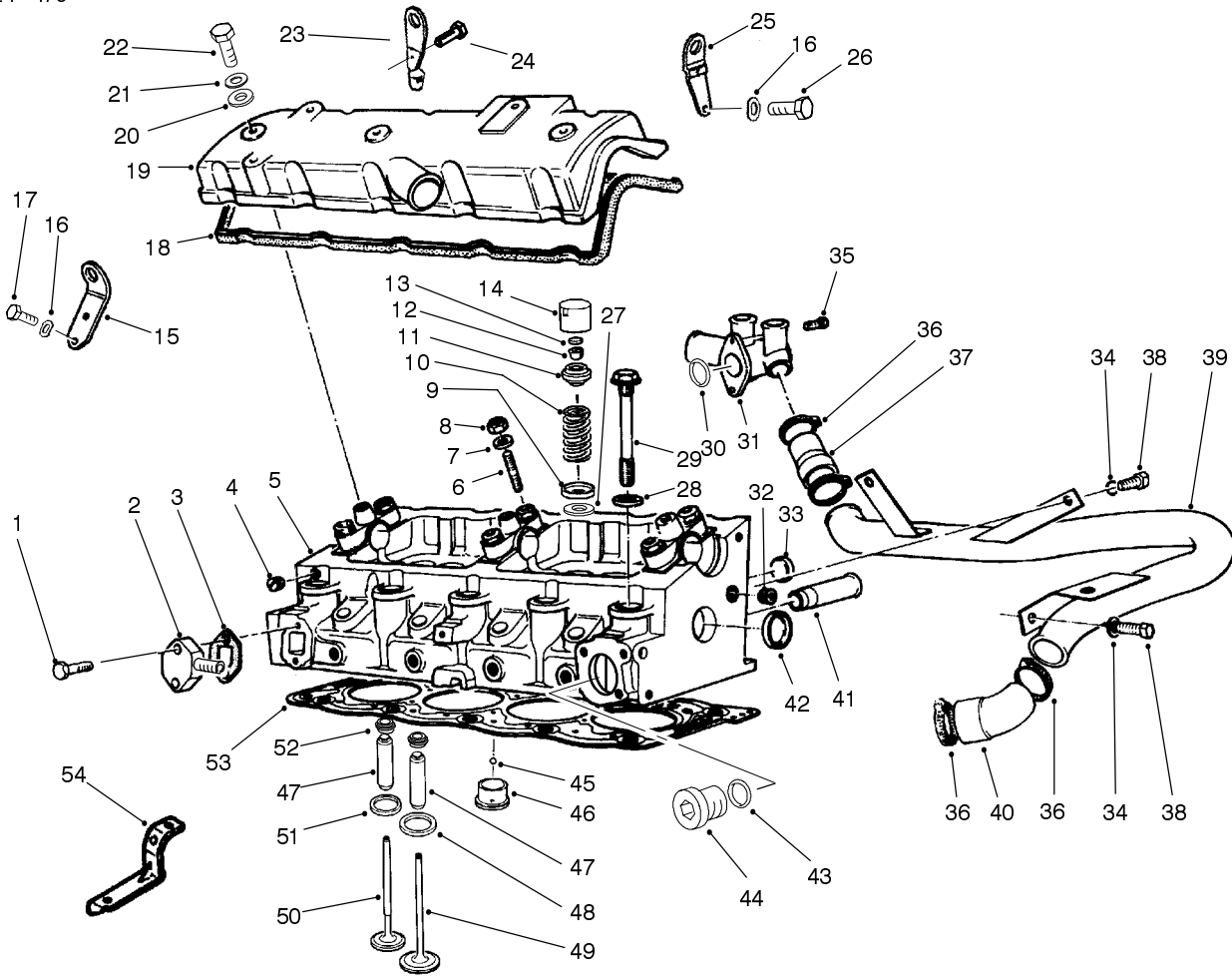
T-0963-1

Crankshaft Assembly (Continued)

Ref. No.	Part No.	Description	No. Used
29	94-3157	Set-Piston - Std. (Incl. Ref. #21-23)	1
29	74-8420	Set-Piston - Stage #1 (83.13mm OD) (Incl. Ref. #21-23)	1
*	74-8430	Set-Piston - Stage #2 (83.43mm OD) (Incl. Ref. #21-23)	1

Ref. No.	Part No.	Description	No. Used
*	74-8440	Set-Piston - Stage #3 (83.73mm OD) (Incl. Ref. #21-23)	1
33	94-3152	Screw-Cap, HH	2
34	74-8260	Flywheel	1

*Not Illustrated



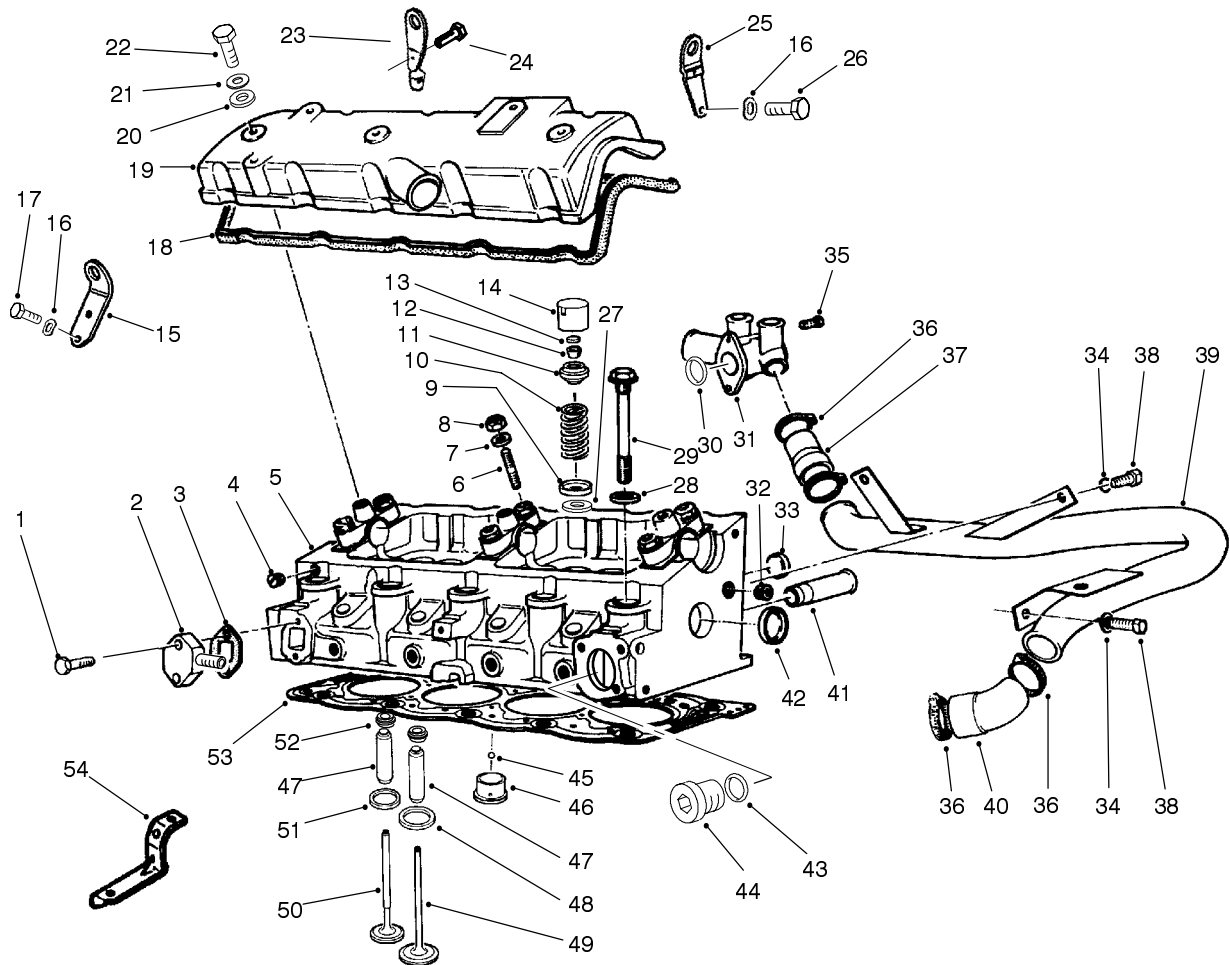
T-2148-5

Cylinder Head Assembly

Ref. No.	Part No.	Description	No. Used
1	94-3123	Screw-Cap, HH	2
2	94-3117	Plate	1
3	94-3116	Gasket	1
4	74-7600	Plug	4
5	94-3113	Cylinder Head Assembly	1
6	76-5130	Stud	6
7	74-8900	Washer-Flat	6
8	94-3115	Nut-Lock	6
9	74-6570	Cup-Lower Valve Spring	8
10	74-6560	Spring-Valve	8
11	74-6550	Cup-Valve Spring, Upper	8
12	74-7240	Collar-Split	16
13	74-6580	Insert-Valve (1.650mm)	8
*	74-6590	Insert-Valve (1.725mm)	8
*	74-6600	Insert-Valve (1.800mm)	8
*	74-6610	Insert-Valve (1.900mm)	8
*	74-6620	Insert-Valve (1.975mm)	8
*	74-6630	Insert-Valve (2.050mm)	8
*	74-6640	Insert-Valve (2.125mm)	8
*	74-6650	Insert-Valve (2.225mm)	8
*	74-6660	Insert-Valve (2.250mm)	8
*	74-6670	Insert-Valve (2.275mm)	8
*	74-6680	Insert-Valve (2.300mm)	8
*	74-6690	Insert-Valve (2.325mm)	8
*	74-6700	Insert-Valve (2.350mm)	8
*	74-6710	Insert-Valve (2.375mm)	8

Ref. No.	Part No.	Description	No. Used
13	74-6720	Insert-Valve (2.400mm)	8
*	74-6730	Insert-Valve (2.425mm)	8
*	74-6740	Insert-Valve (2.450mm)	8
*	74-6750	Insert-Valve (2.475mm)	8
*	74-6760	Insert-Valve (2.500mm)	8
*	74-6770	Insert-Valve (2.525mm)	8
*	74-6780	Insert-Valve (2.550mm)	8
*	74-6790	Insert-Valve (2.575mm)	8
*	74-6800	Insert-Valve (2.600mm)	8
*	74-6810	Insert-Valve (2.625mm)	8
*	74-6820	Insert-Valve (2.650mm)	8
*	74-6830	Insert-Valve (2.675mm)	8
*	74-6840	Insert-Valve (2.700mm)	8
*	74-6850	Insert-Valve (2.725mm)	8
*	74-6860	Insert-Valve (2.750mm)	8
*	74-6870	Insert-Valve (2.775mm)	8
*	74-6880	Insert-Valve (2.800mm)	8
*	74-6890	Insert-Valve (2.825mm)	8
*	74-6900	Insert-Valve (2.850mm)	8
*	74-6910	Insert-Valve (2.875mm)	8
*	74-6920	Insert-Valve (2.900mm)	8
*	74-6930	Insert-Valve (2.925mm)	8
*	74-6940	Insert-Valve (2.950mm)	8
*	74-6950	Insert-Valve (2.975mm)	8
*	74-6960	Insert-Valve (3.000mm)	8
*	74-6970	Insert-Valve (3.025mm)	8

*Not Illustrated

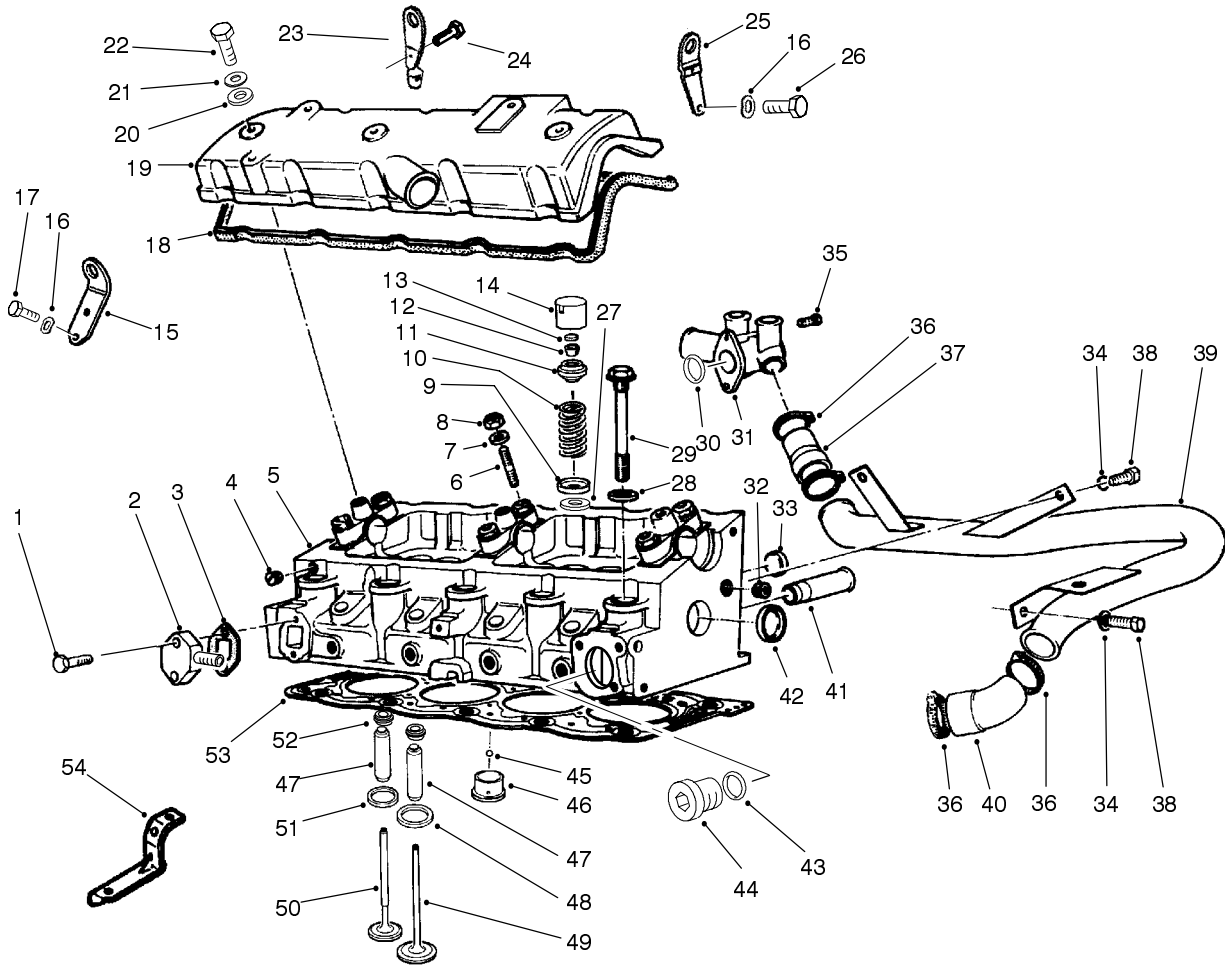


T-2148-5

Cylinder Head Assembly (Continued)

Ref. No.	Part No.	Description	No. Used	Ref. No.	Part No.	Description	No. Used
13	74-6980	Insert-Valve (3.050mm)	8	14	74-6540	Tappet-Valve	8
*	74-6990	Insert-Valve (3.075mm)	8	15	94-3135	Bracket-Lifting	1
*	74-7000	Insert-Valve (3.100mm)	8	16	74-7560	Washer-Spring	3
*	74-7010	Insert-Valve (3.125mm)	8	17	76-5470	Screw	2
*	74-7020	Insert-Valve (3.150mm)	8	18	74-7630	Gasket-Cover, Valve	1
*	74-7030	Insert-Valve (3.175mm)	8	19	74-7640	Cover-Valve	1
*	74-7040	Insert-Valve (3.200mm)	8	20	74-7650	Washer-Flat	3
*	74-7050	Insert-Valve (3.225mm)	8	21	94-3125	Washer	3
*	74-7060	Insert-Valve (3.250mm)	8	22	94-3124	Bolt-Cover, Valve	3
*	74-7070	Insert-Valve (3.275mm)	8	23	94-3136	Bracket-Lifting	1
*	74-7080	Insert-Valve (3.300mm)	8	24	94-3138	Screw-HH	1
*	74-7090	Insert-Valve (3.325mm)	8	25	94-3137	Bracket-Lifting	1
*	74-7100	Insert-Valve (3.350mm)	8	26	94-3139	Screw	1
*	74-7110	Insert-Valve (3.375mm)	8	27	94-3174	Washer	8
*	74-7120	Insert-Valve (3.400mm)	8	28	74-7270	Washer-Flat	10
*	74-7130	Insert-Valve (3.425mm)	8	29	74-7260	Bolt-Head	10
*	74-7140	Insert-Valve (3.450mm)	8	30	94-3197	O-Ring	1
*	74-7150	Insert-Valve (3.475mm)	8	31	94-3196	Inlet-Water	1
*	74-7160	Insert-Valve (3.500mm)	8	32	94-3118	Plug	1
*	74-7170	Insert-Valve (3.550mm)	8	33	74-7840	Plug-27 mm Dia.	2
*	74-7180	Insert-Valve (3.625mm)	8	*	94-3108	Plug-27.5 mm Dia.	2
*	74-7190	Insert-Valve (3.700mm)	8	*	94-3109	Plug-28.5 mm Dia.	2
*	74-7200	Insert-Valve (3.775mm)	8	34	68-9420	Washer-Lock	3
*	74-7210	Insert-Valve (3.850mm)	8	35	94-3198	Screw	2
*	74-7220	Insert-Valve (3.925mm)	8	36	2412-129	Clamp-Hose	4
*	74-7230	Insert-Valve (4.000mm)	8	37	94-3200	Hose-By-Pass	1

*Not Illustrated



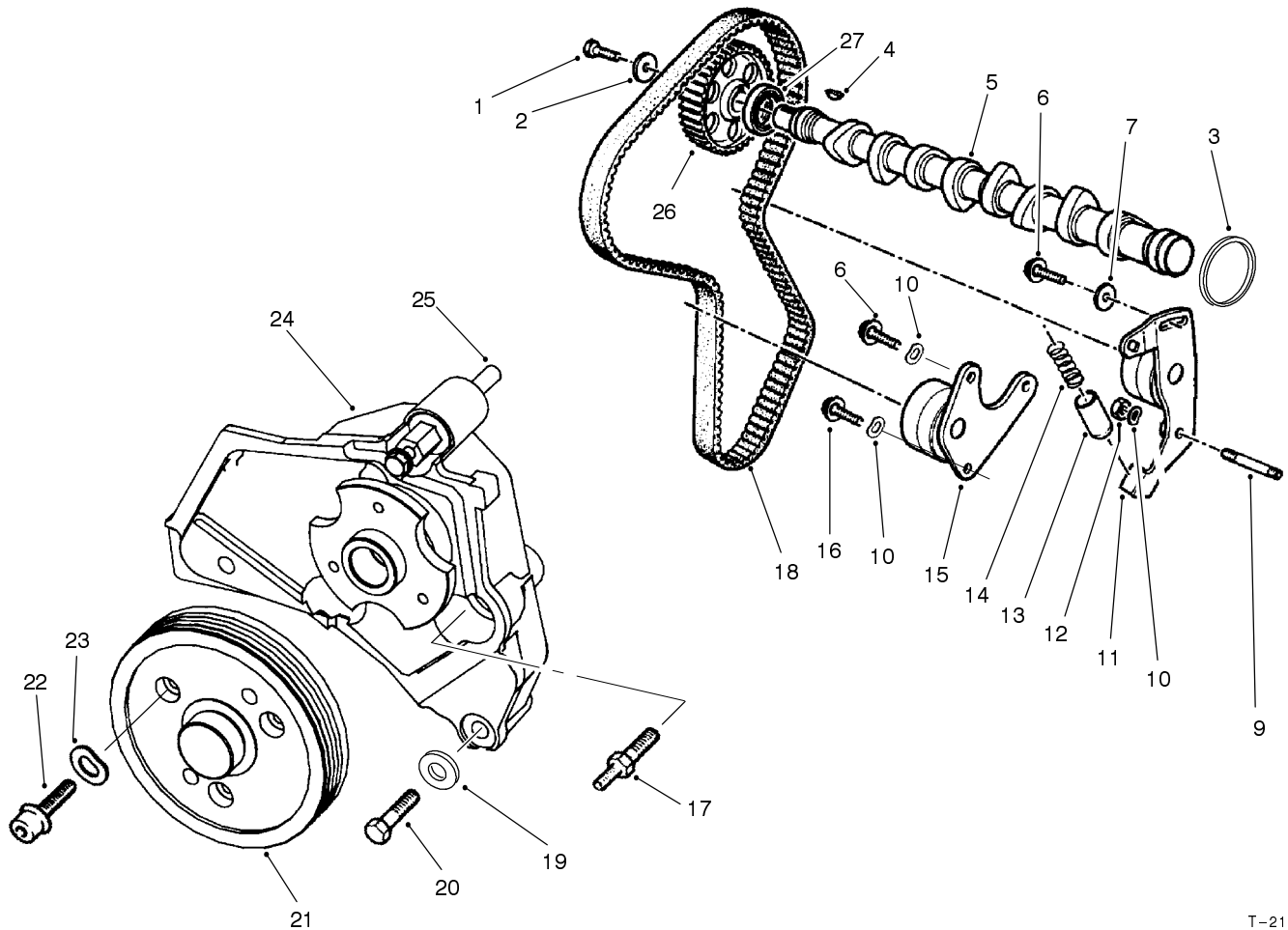
T-2148-5

Cylinder Head Assembly (Continued)

Ref. No.	Part No.	Description	No. Used
38	48-7700	Screw-Cap, HH	3
39	94-3199	Pipe-By-Pass	1
40	98-9971	Hose-By-Pass	1
41	74-7400	Tube	1
42	74-7840	Plug	2
43	94-3122	Gasket	1
44	94-3121	Plug	1
45	74-7420	Ball	4
46	74-7430	Chamber-Turbulence (32.45mm)	4
*	74-7440	Chamber-Turbulence (32.65mm)	4
47	92-7792	Guide-Valve (14.29mm)	8
*	92-7793	Guide-Valve (14.59mm)	8
48	74-7450	Seat-Valve, Intake (39.3mm)	4
*	74-7460	Seat-Intake Valve (39.5mm)	4

Ref. No.	Part No.	Description	No. Used
49	74-7480	Valve-Intake	4
50	92-7794	Valve-Exhaust	4
51	92-7795	Seat-Valve, Exhaust (34.5mm)	4
52	92-7791	Seal-Valve	8
53	94-8132	Gasket-Head (1.48 mm)	1
*	94-8133	Gasket-Head (1.52 mm)	1
*	94-8134	Gasket-Head (1.58 mm)	1
*	94-8135	Gasket-Head (1.62 mm)	1
54	94-3120	Bracket	1
*	74-7670	Set- Head Bolt & Washer (Incl. Ref. #28 & 29)	1
*	94-3119	Kit-Gasket	1
*	94-9965	Cylinder Head Assembly (Complete with camshaft, valves & tappets)	1

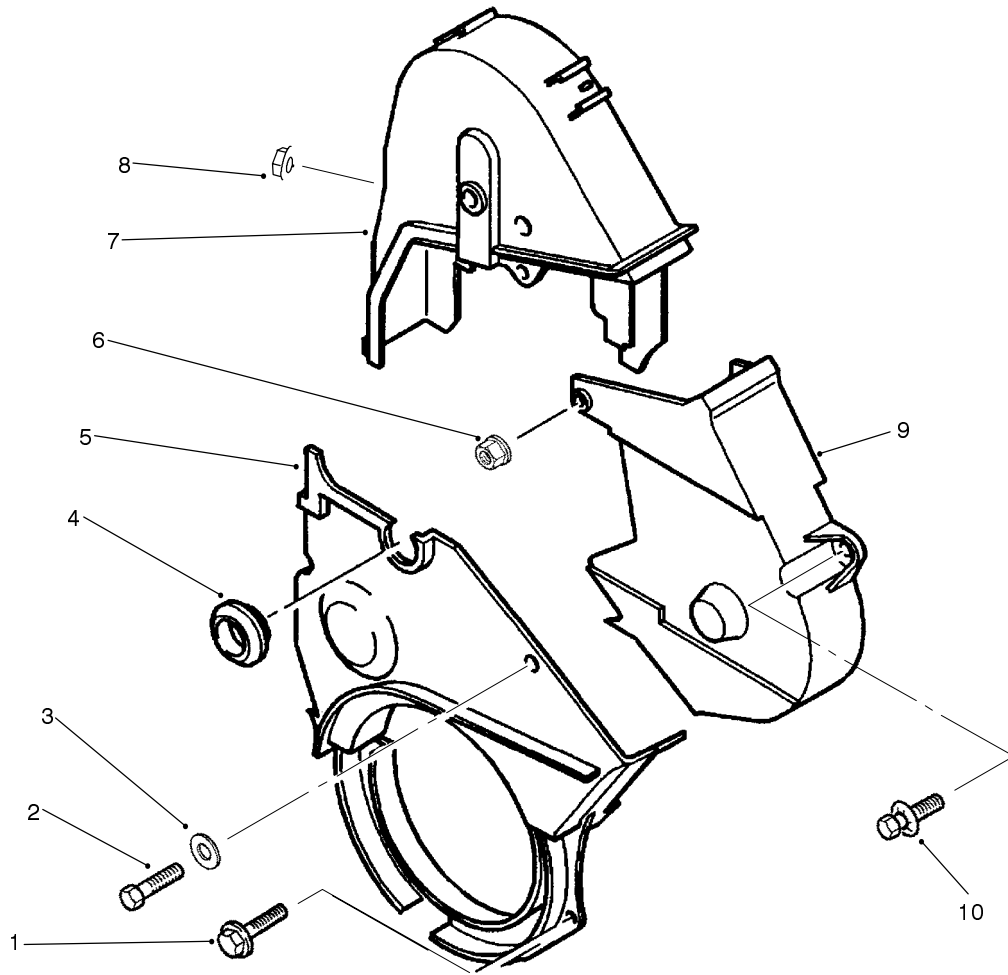
*Not Illustrated



T-2141-2

Camshaft and Fan Support Assembly

Ref. No.	Part No.	Description	No. Used	Ref. No.	Part No.	Description	No. Used
1	98-9968	Screw	2	15	94-3160	Roller Assembly	1
2	77-3450	Washer	2	16	94-3161	Screw	2
3	77-3420	Gasket	1	17	94-3170	Screw	1
4	98-9967	Key	1	18	74-8830	Belt	1
5	77-3400	Camshaft	1	19	94-3172	Washer	3
6	94-3163	Screw	1	20	94-3171	Screw	2
7	94-3166	Washer-Flat	1	21	94-3168	Pulley-Fan	1
9	94-3162	Stud	1	22	94-3173	Screw	3
10	94-3164	Washer-Spring	4	23	76-5010	Washer	3
11	94-3159	Roller Assembly	1	24	94-3167	Bracket-Fan	1
12	94-3165	Nut-Lock	1	25	94-3169	Screw	1
13	77-3520	Cup	1	26	98-9966	Pulley-Camshaft	1
14	77-3510	Spring	1	27	94-9994	Gasket	1

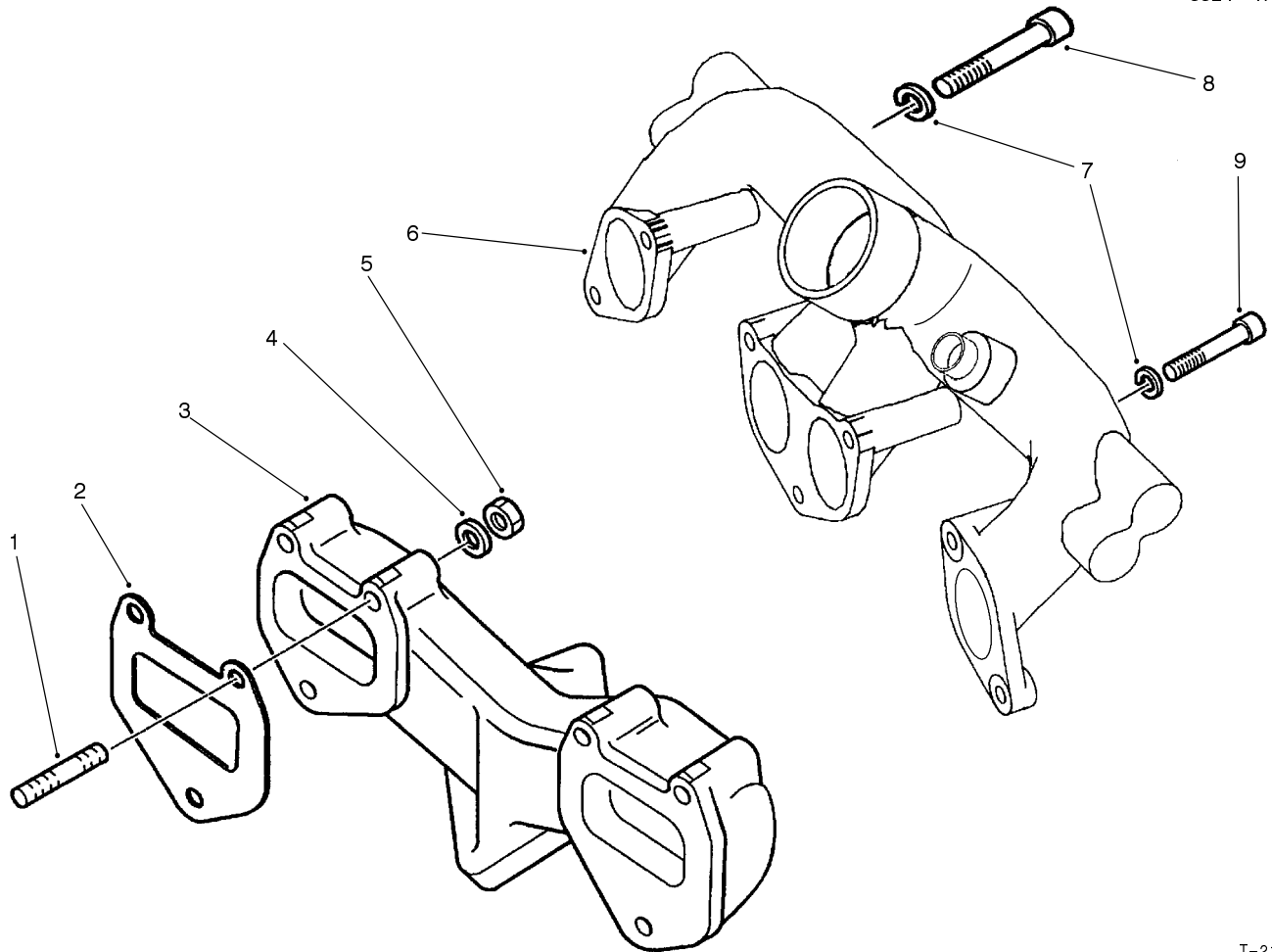


T-2140-1

Timing Cover

Ref. No.	Part No.	Description	No. Used
1	94-3132	Screw	2
2	94-3130	Screw	1
3	94-3125	Washer-Flat	1
4	94-3129	Plug	1
5	94-3126	Protector-Lower	1

Ref. No.	Part No.	Description	No. Used
6	94-3133	Nut w/Washer	1
7	94-3127	Case-Timing, Left	1
8	94-3134	Nut	1
9	94-3128	Case-Timing, Right	1
10	94-3131	Screw	1

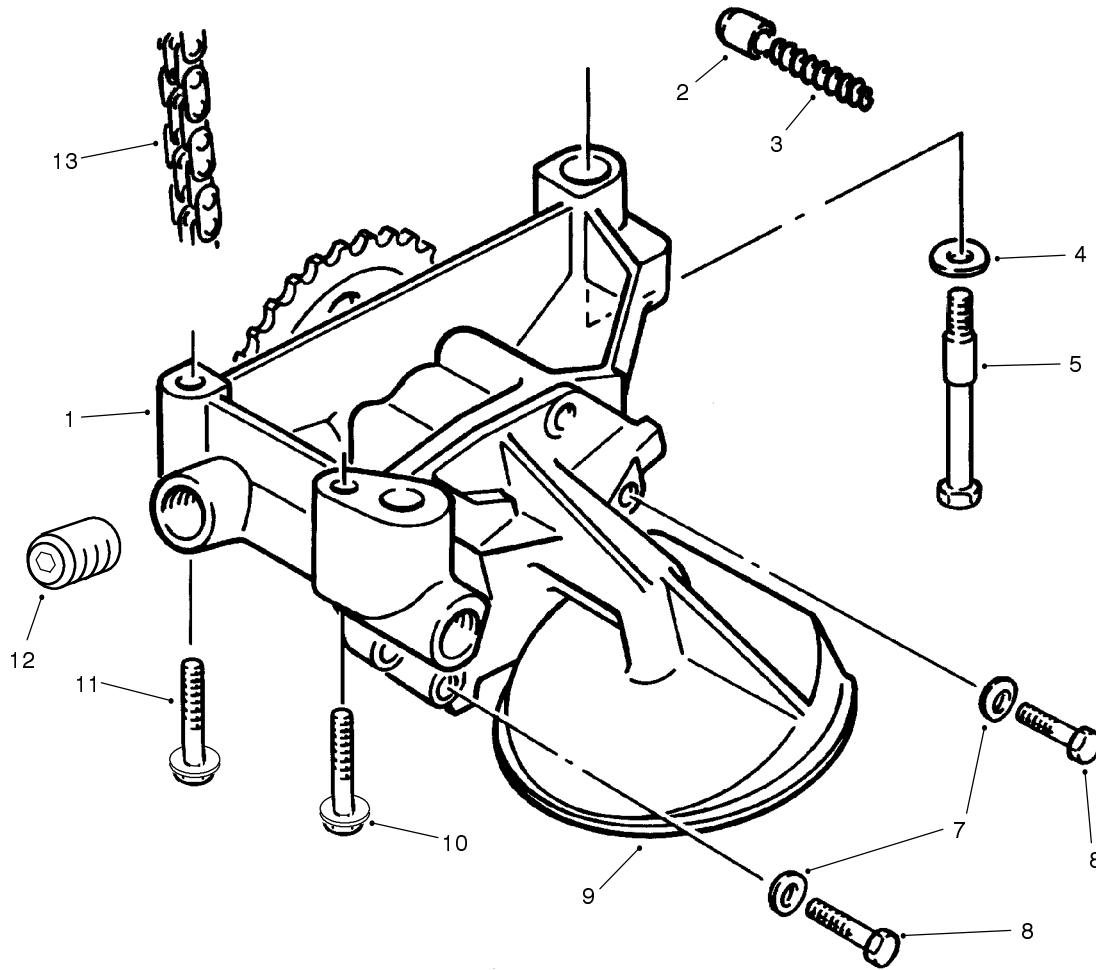


T-2149-2

Intake and Exhaust Manifold Assembly

Ref. No.	Part No.	Description	No. Used	Ref. No.	Part No.	Description	No. Used
1	77-3300	Stud	6	7	94-3164	Washer-Spring	7
2	77-3310	Gasket	2	8	94-3216	Screw	5
3	77-3340	Manifold-Exhaust	1	9	94-3217	Screw	4
4	68-9420	Washer-Lock	6	*	94-3218	Screw	1
5	77-3320	Nut-Hex	6	*	94-2815	Sleeve-Flange, Exhaust	1
6	94-3215	Manifold-Intake	1	*	94-2814	Kit-Coupler, Exhaust	1

*Not Illustrated

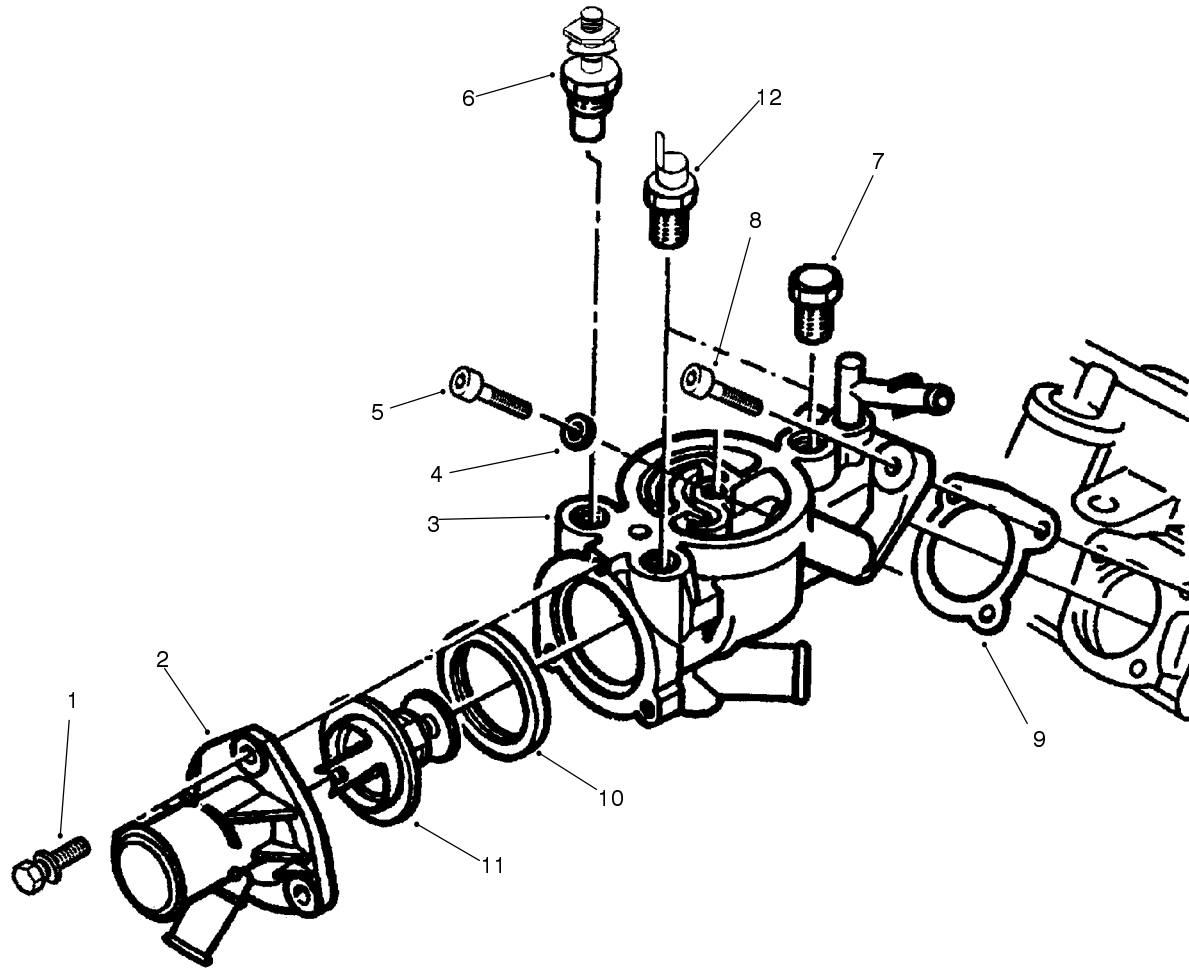


T-0964-1

Oil Pump Assembly

Ref. No.	Part No.	Description	No. Used
1	76-5070	Oil Pump Assembly	1
2	94-3176	Gear-Pump, Oil	1
3	76-5090	Spring-Piston	1
4	94-3179	Washer-Spring	3
5	76-5100	Bolt-Shoulder	1
7	76-5010	Washer-Spring	5

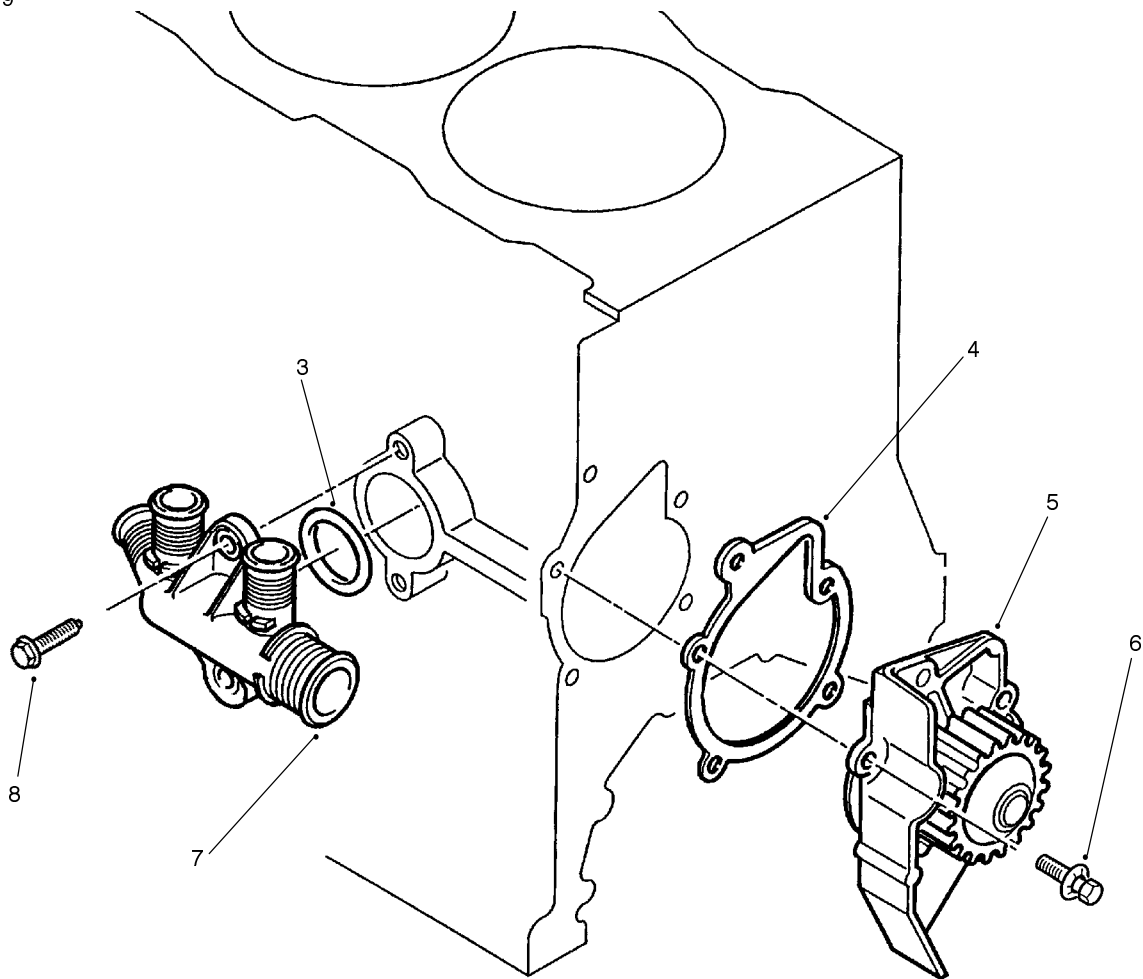
Ref. No.	Part No.	Description	No. Used
8	94-3124	Screw-Cap, HH	2
9	94-3178	Strainer	1
10	77-3470	Screw	1
11	77-3490	Screw	1
12	94-3177	Plug	2
13	76-5170	Chain-Drive, Pump	1



T-2143-1

Collector Assembly

Ref. No.	Part No.	Description	No. Used	Ref. No.	Part No.	Description	No. Used
1	94-3131	Screw	3	7	94-3212	Plug	1
2	94-3208	Stub - Outlet	1	8	94-3213	Screw	1
3	98-9970	Box - Outlet	1	9	94-3206	Gasket	1
4	94-3207	Ring	1	10	94-3210	Gasket	1
5	94-3214	Screw	1	11	94-3209	Thermostat	1
6	76-5380	Temp. Sending Unit	1	12	76-5400	Switch - Temperature, 105°C	1



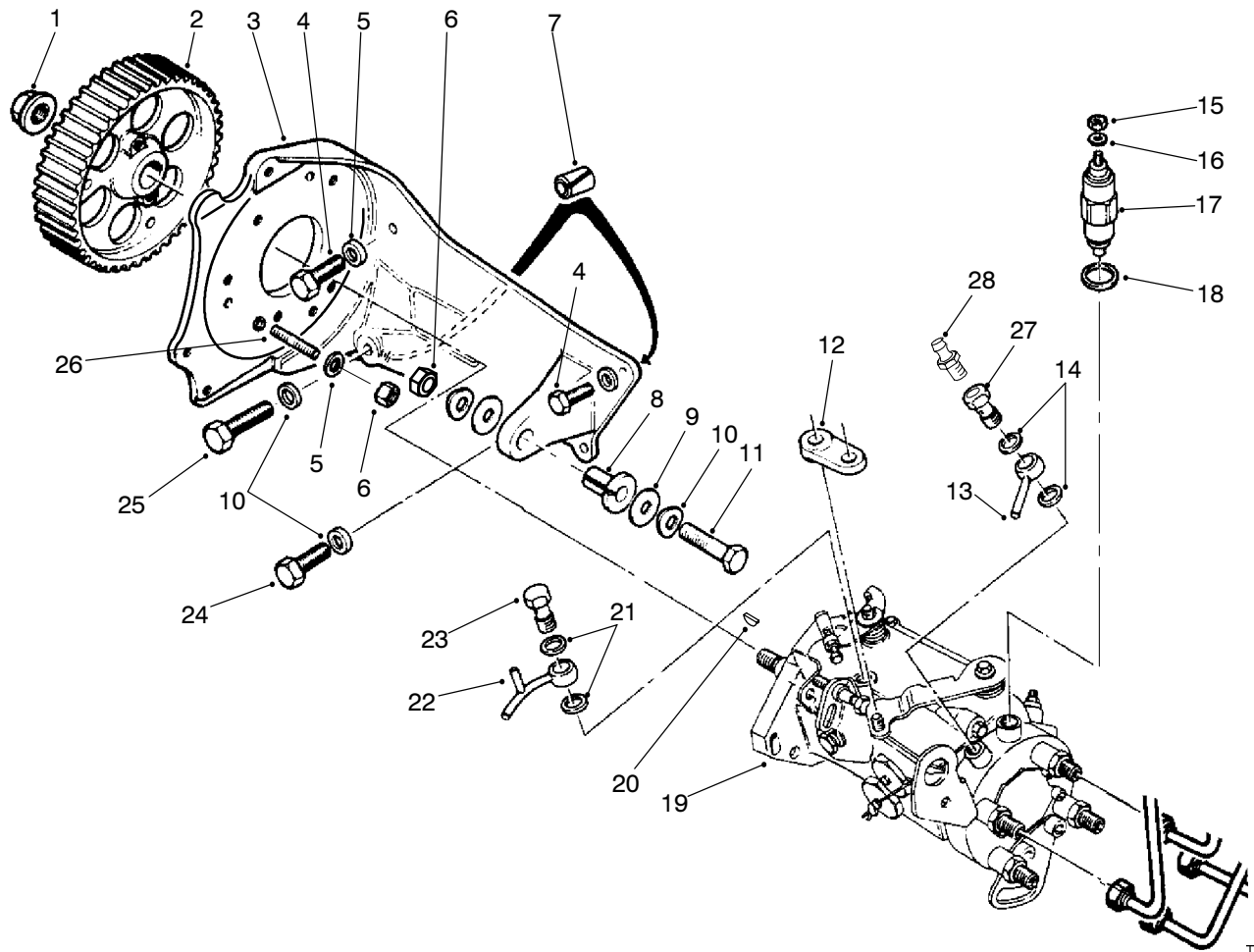
T-2144-1

Water Pump Assembly

Ref. No.	Part No.	Description	No. Used
3	94-3197	O-Ring	1
4	98-3837	Gasket-Pump, Water	1
5	98-9972	Cover-Pump, Water (Incl. Ref. #4)	1
6	76-5500	Screw	5
7	94-3196	Inlet-Water	1

Ref. No.	Part No.	Description	No. Used
8	94-3198	Screw	2
*	94-9983	Box-Degassing	1
*	94-9984	Sensor-Level, Water	1
*	94-2800	Cap-Pressure	1
*	94-2801	Grommet-Rubber	2

*Not Illustrated

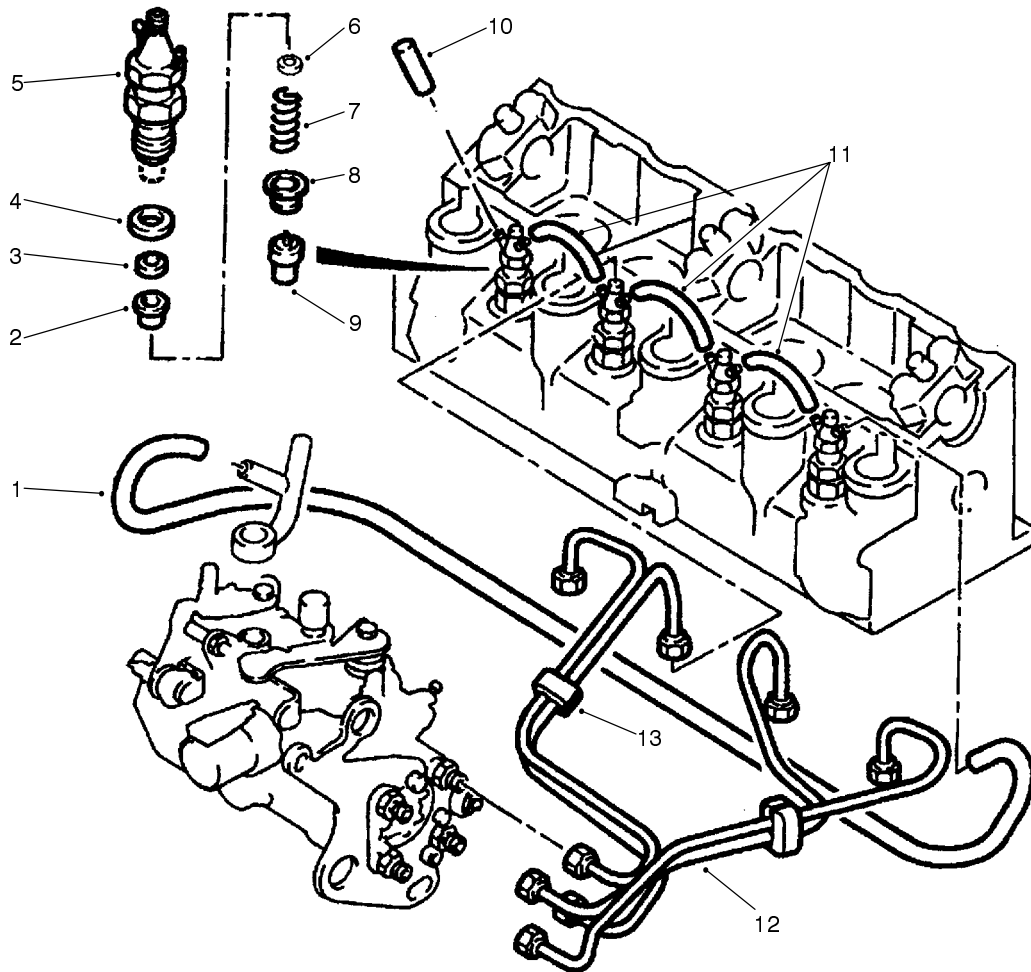


T-2146-2

Fuel Injection Pump Assembly

Ref. No.	Part No.	Description	No. Used
1	76-4950	Nut	1
2	76-4940	Gear-Pump, Injection	1
3	94-3220	Bracket	1
4	94-3225	Screw	2
5	76-4930	Washer	3
6	94-3165	Nut	4
7	74-8610	Pin	2
8	74-8630	Bushing-Flange	1
9	94-3224	Washer-Flat	2
10	94-3164	Washer-Spring	6
11	94-3221	Screw	1
12	74-8650	Journal	1
13	74-8690	Union-Inlet	1
14	74-8680	Gasket	2

Ref. No.	Part No.	Description	No. Used
15	94-3251	Nut	1
16	74-8710	Washer	1
17	93-5856	Valve-Solenoid	1
18	94-3274	O-Ring	1
19	94-3219	Pump-Injection	1
20	94-3222	Key	1
21	74-8870	Gasket	2
22	94-3249	Tube-Outlet	1
23	94-3250	Screw-Connection	1
24	94-3161	Screw	1
25	94-3223	Screw	1
26	76-4910	Stud	3
27	94-9969	Screw-Connection	1
28	93-5835	Screw-Purge	1



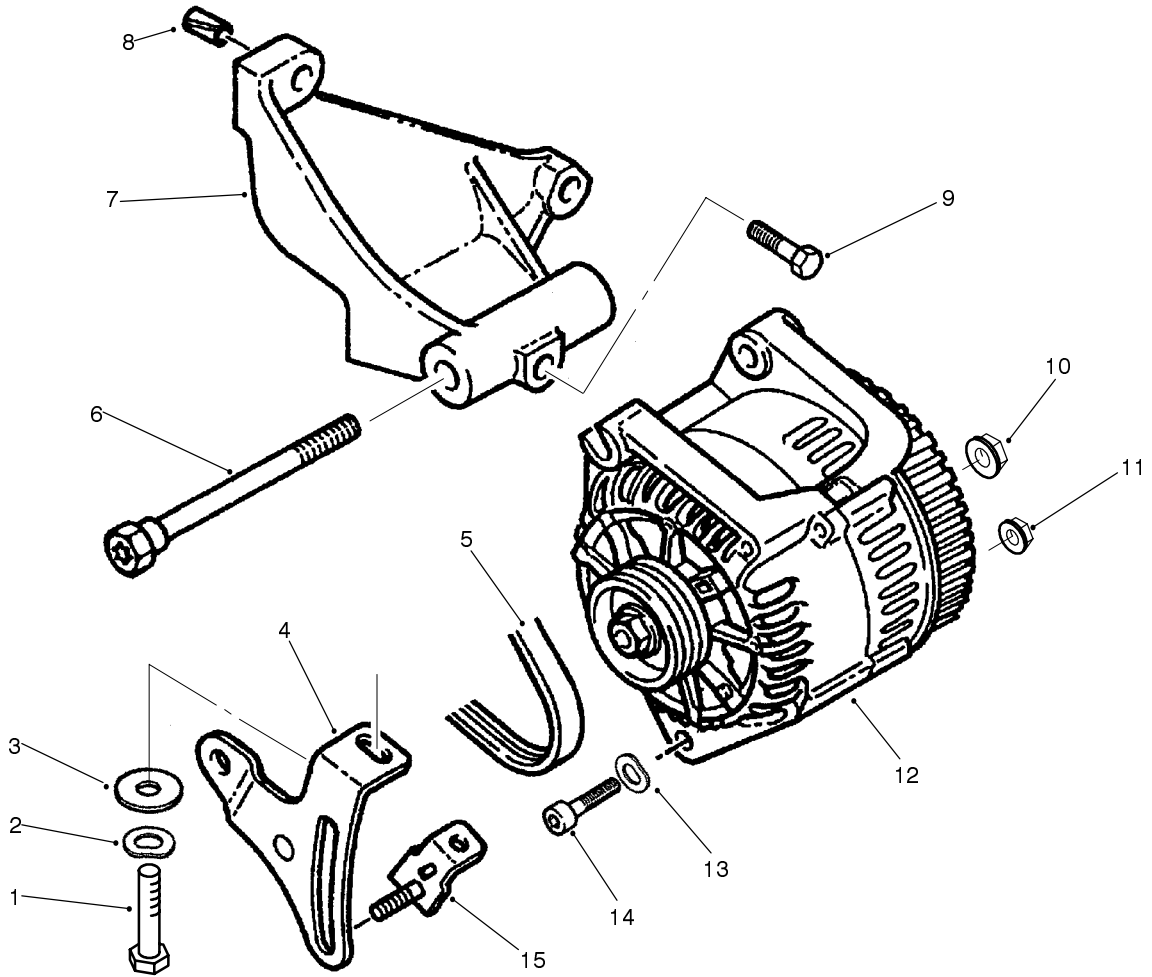
T-2145-1

Fuel Injector Assembly

Ref. No.	Part No.	Description	No. Used
1	94-3230	Hose	1
2	76-5540	Plug	4
3	76-5530	Gasket-Injector	4
4	94-3226	Gasket-Injector	4
5	76-5520	Holder-Injector	4
6	94-3232	Washer-0.79 mm	4
*	94-3233	Washer-0.82 mm	4
*	94-3234	Washer-0.85 mm	4
*	94-3235	Washer-0.88 mm	4
*	94-3236	Washer-0.91 mm	4
*	94-3237	Washer-0.94 mm	4
*	94-3238	Washer-0.97 mm	4
*	94-3239	Washer-1.00 mm	4
*	94-3240	Washer-1.03 mm	4
*	94-3241	Washer-1.06 mm	4

Ref. No.	Part No.	Description	No. Used
6	94-3242	Washer-1.30 mm	4
*	94-3243	Washer-1.33 mm	4
*	94-3244	Washer-1.36 mm	4
*	94-3245	Washer-1.39 mm	4
*	94-3246	Washer-1.42 mm	4
*	94-3247	Washer-1.45 mm	4
*	94-3248	Washer-1.48 mm	4
7	94-3228	Spring	4
8	94-3227	Spacer	4
9	76-5600	Injector	4
10	74-8770	Plug	1
11	94-3229	Union	3
12	74-8750	Pipe	1
13	94-3231	Bracket	2
*	76-5600	Fuel Injector Assembly	4

*Not Illustrated

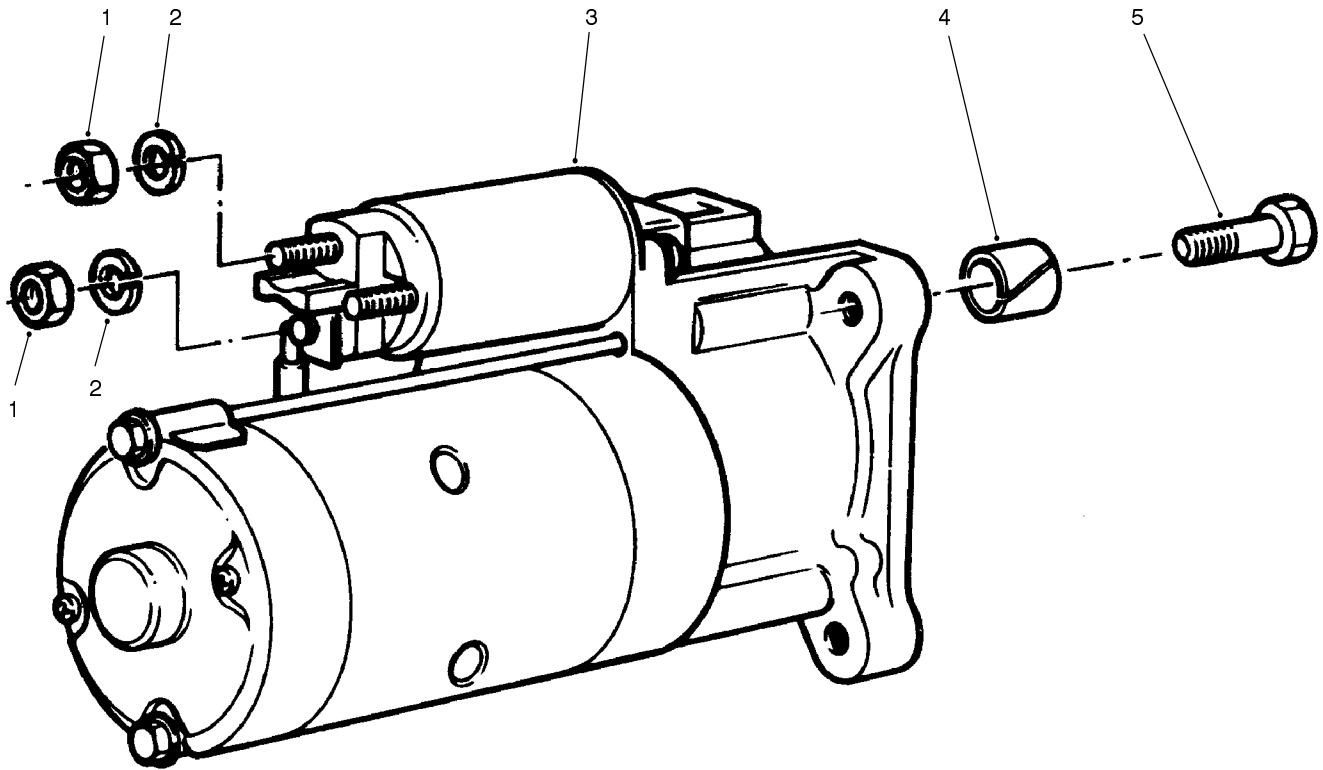


T-2147-1

Alternator Assembly

Ref. No.	Part No.	Description	No. Used
1	76-5060	Screw	1
2	76-5010	Washer-Spring	1
3	94-3260	Washer-Flat	1
4	94-3255	Slide	1
5	94-3256	Belt	1
6	94-3254	Screw	1
7	94-3253	Bracket	1
8	74-8610	Pin	2

Ref. No.	Part No.	Description	No. Used
9	76-5000	Screw	1
10	94-3262	Nut	1
11	94-3261	Nut	1
12	94-3252	Alternator	1
13	94-3257	Washer-Spring	1
14	94-3258	Screw	1
15	76-4990	Bracket	1



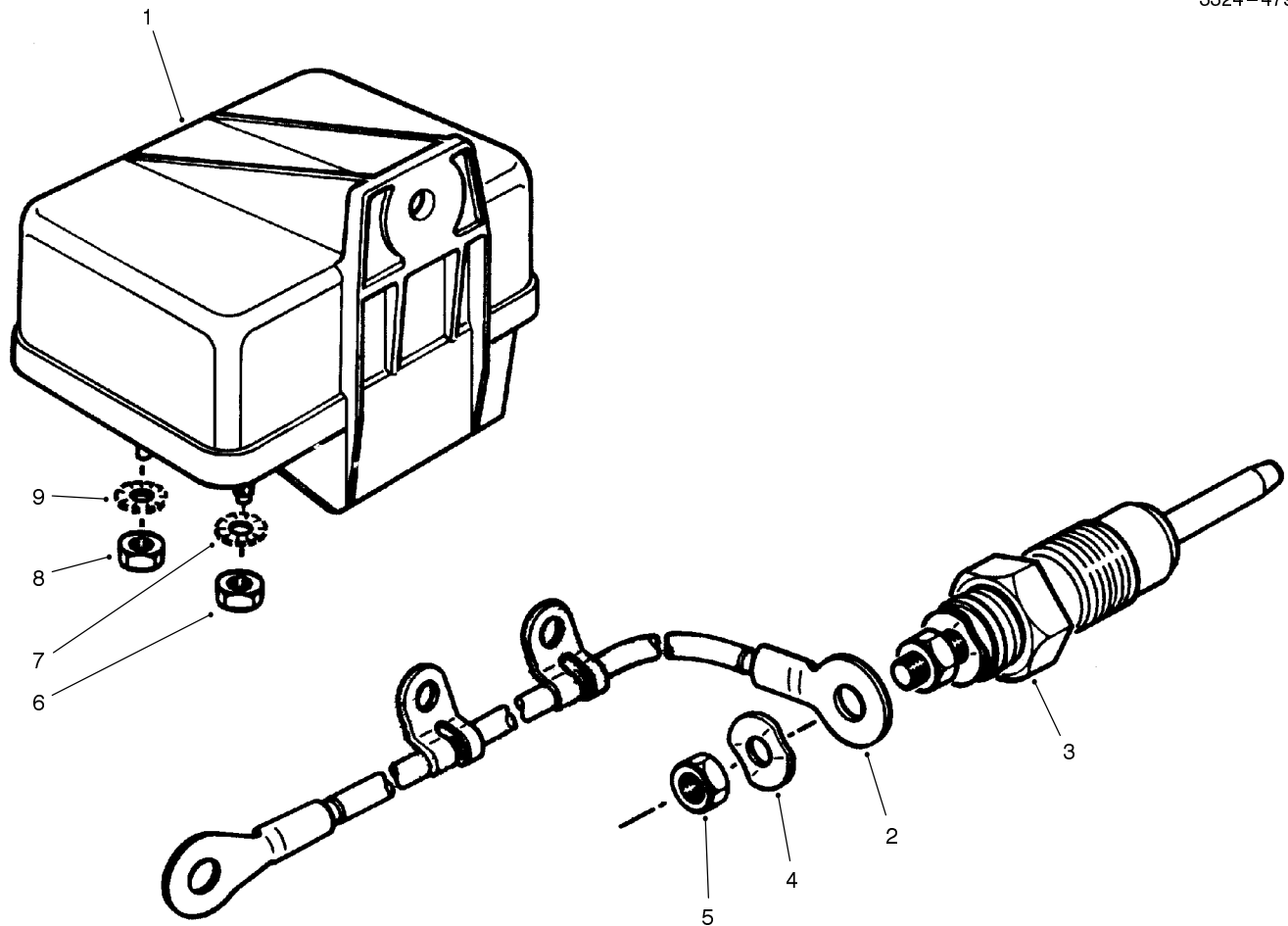
T-0968-1

Starter Assembly

Ref. No.	Part No.	Description	No. Used
1	46-0330	Nut-Hex	2
2	76-5570	Washer-Lock	2
3	94-3263	Starter	1

Ref. No.	Part No.	Description	No. Used
4	76-5590	Sleeve-Spring	1
5	48-7810	Screw-Mounting	3
*	94-3275	Solenoid-Starter	1

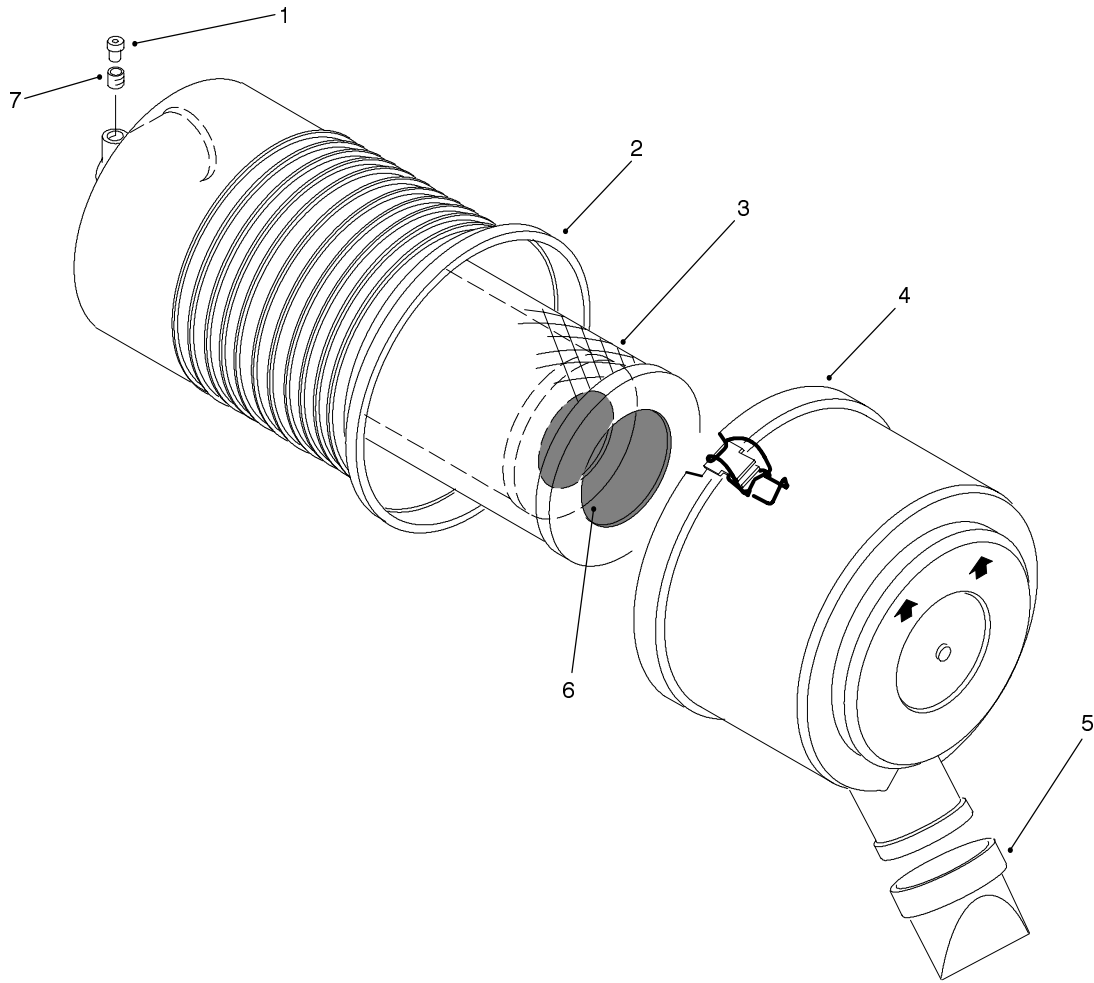
*Not Illustrated



T-0972-1

Glow Plug and Glow Relay Assembly

Ref. No.	Part No.	Description	No. Used	Ref. No.	Part No.	Description	No. Used
1	76-5260	Relay-Plug, Glow	1	6	94-3267	Nut-Lock	1
2	94-3265	Cable-Plug, Glow	4	7	76-5310	Washer-E.T.L.W.	1
3	94-3264	Plug-Glow	4	8	94-3251	Nut-Lock	1
4	76-5290	Washer-Spring	4	9	74-8710	Washer-E.T.L.W.	1
5	94-3266	Nut-Hex	4				

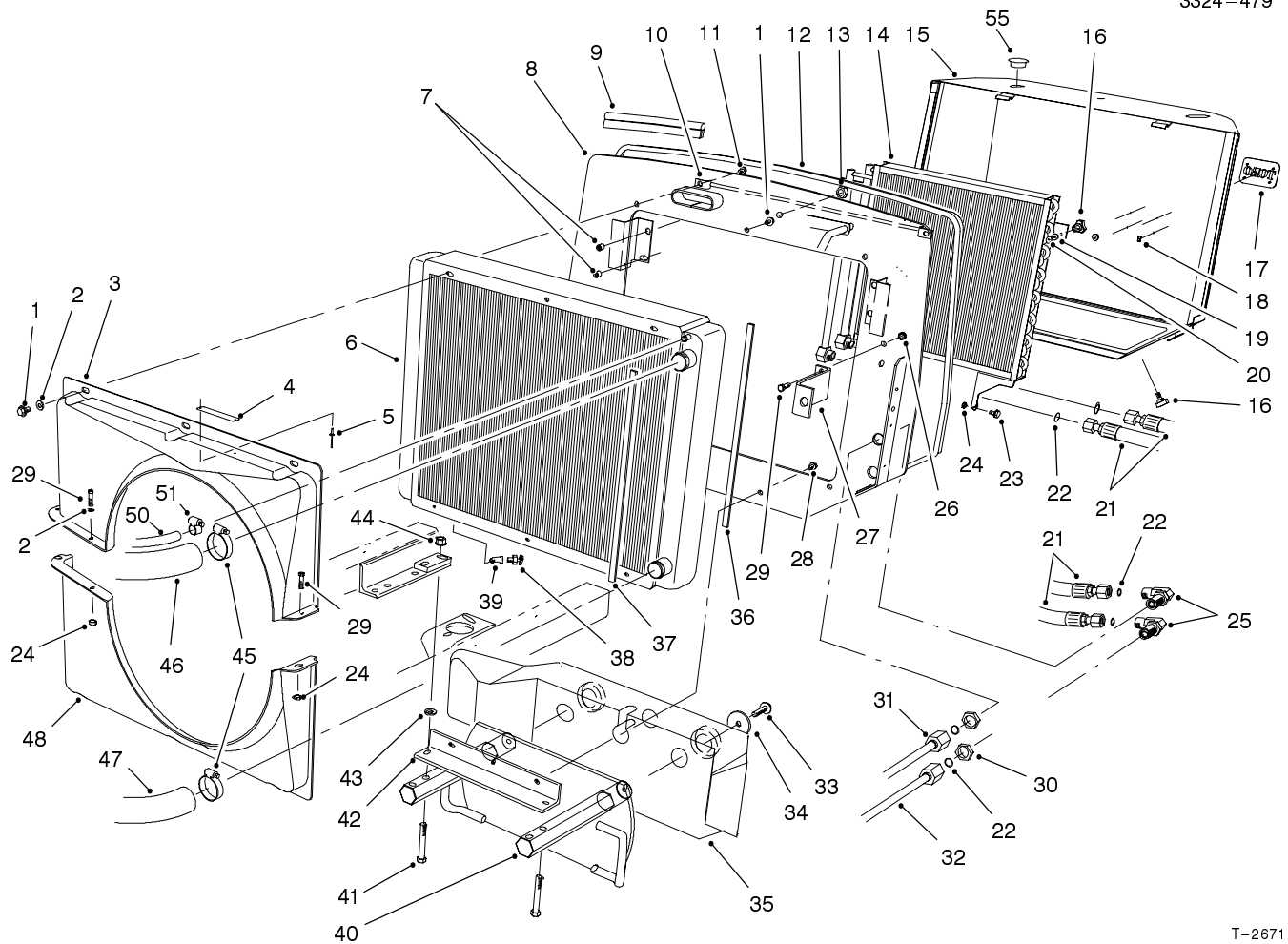


T-2076-1

Air Cleaner Assembly No. 100-2597

Ref. No.	Part No.	Description	No. Used
1	93-9164	Indicator	1
2		Body Assembly	1
3	93-9162	Filter-Primary	1
4		Cover Assembly	1

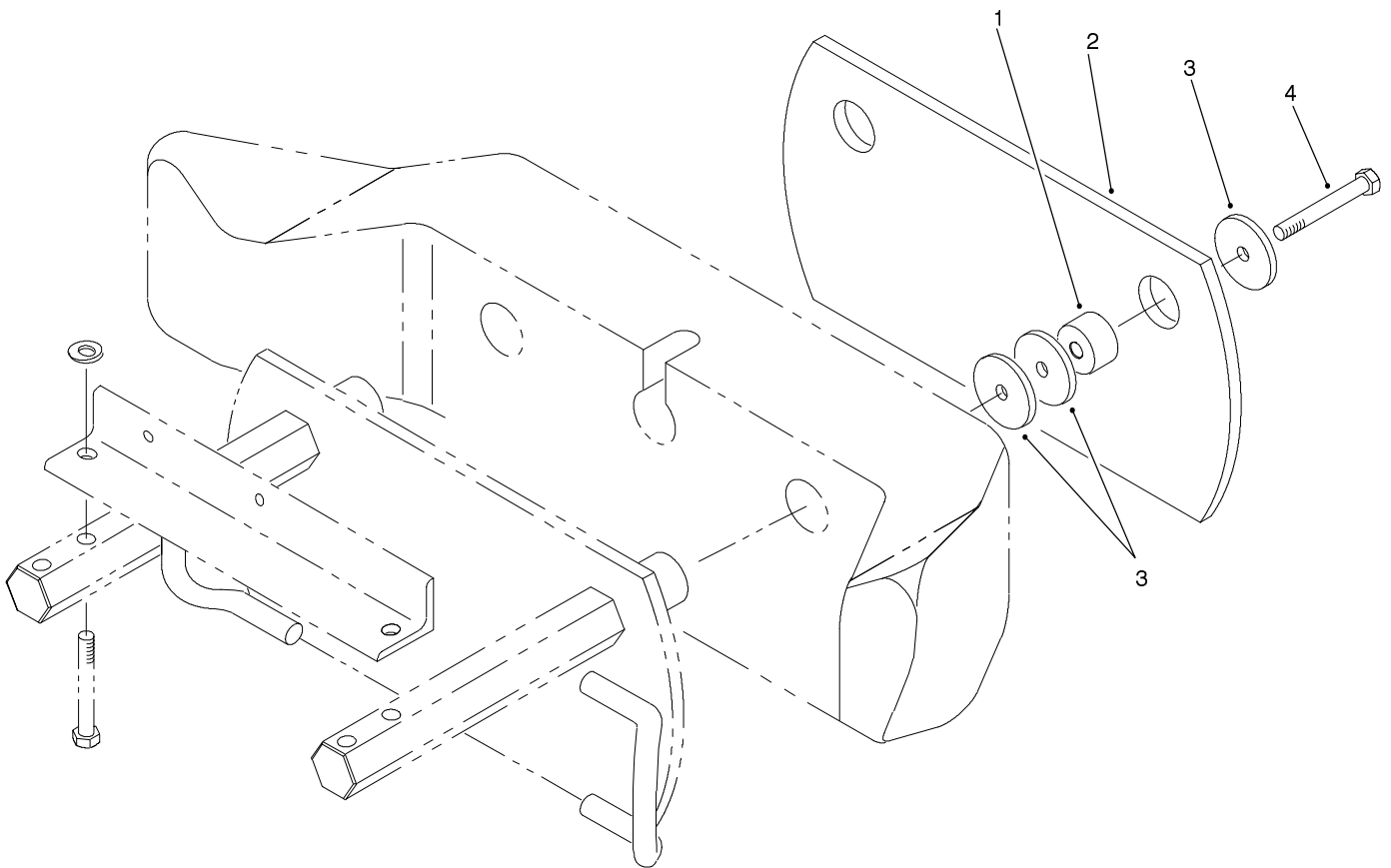
Ref. No.	Part No.	Description	No. Used
5	94-1414	Valve-Vacuator	1
6	93-9163	Filter-Safety	1
7	94-1416	Adaptor Assembly	1



T-2671-1

Radiator Assembly

Ref. No.	Part No.	Description	No. Used	Ref. No.	Part No.	Description	No. Used
1	3234-30	Screw-HHF	10	26	32128-20	Nut-Lock, Flange	2
2	3256-23	Washer-Flat	6	27	93-7244-03	Bracket-Support	1
3	74-4980	Shroud-Fan, Upper	1	28	3234-11	Screw-HWH	5
4	76-8750	Plate-Caution	1	29	322-4	Screw-Cap, HH	5
5	3290-271	Rivet-Pop	2	30	340-74	Nut-Bulkhead	2
6	74-3410	Radiator	1	31	74-6400	Tube Assembly	1
7	32148-10	Insert-Threaded	4	32	94-8298	Oil Cooler Tube Assembly	1
8	93-7799	Radiator Mount Assembly (Incl. Ref. #7)	1	33	325-34	Screw-HHF	2
9	94-5616	Seal-Hood	1	34	88-1360	Washer	2
10	94-5621-01	Screen Bracket Assembly	1	35	92-9711-03	Weight-Rear	1
11	3234-14	Screw-HHF	2	36	76-6381	Seal-Strip	2
12	94-5622	Seal Strip-Screen	1	37	76-6382	Seal-Strip	2
13	3296-23	Nut-Lock, Hex	2	38	304-46	Cock-Drain	1
14	82-3740	Oil Cooler Assembly	1	39	2811-1	Fitting-Elbow, 45°	1
15	94-5612-03	Screen Assembly	1	40	98-7070	Weight-Rear	1
16	27-4570	Handle-Adjustment	4	41	325-35	Screw-Cap, HH	2
17	93-6028	Plate-Logo, TORO	1	42	74-5460-03	Support-Angle, Radiator	1
18	94-2638	Nut-Tinnerman	4	43	3256-26	Washer-Flat	2
19	3256-3	Washer-Flat	2	44	32128-49	Nut-HF	2
20	32151-72	Retainer-Push-On	2	45	2412-3	Clamp-Hose	2
21	94-8010	Hose-Hydraulic	2	46	94-1418	Hose-Radiator, Upper	1
22	237-65	O-Ring	6	47	74-6020	Hose-Radiator, Lower	1
23	37-8771	Screw-HWH	2	48	74-4990	Shroud-Fan, Bottom	1
24	3296-47	Nut-Lock	5	50	94-5625	Hose-Radiator, Overflow	1
25	340-72	Fitting-Hydraulic, 90° (Incl. Ref. #22)	2	51	2412-36	Clamp-Hose	1
				55	2410-64	Plug-Hole	3

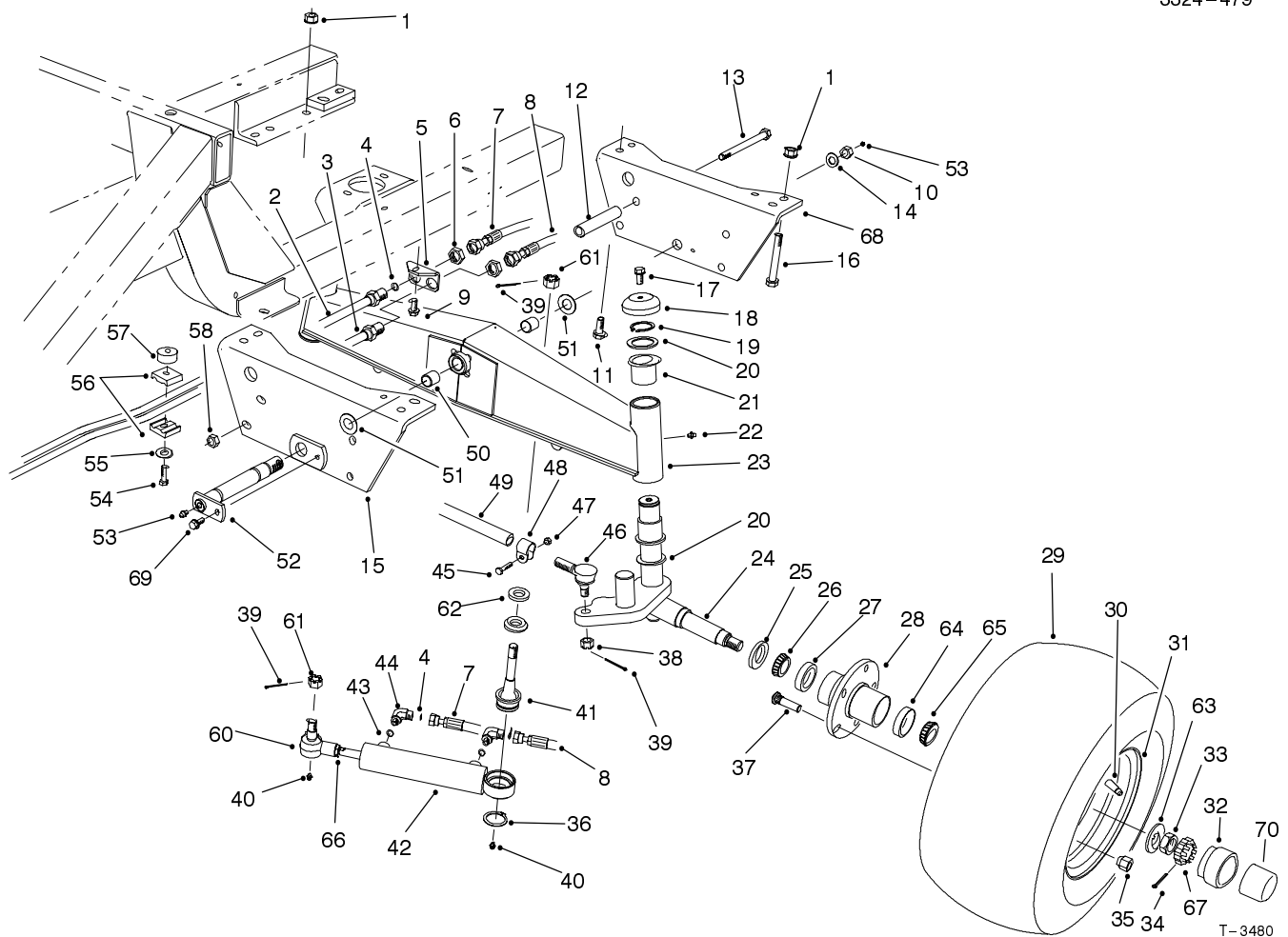


T-1946-1

Additional Weight Assembly

Ref. No.	Part No.	Description	No. Used
1	84-1570	Spacer	2
2	88-1220	Plate	2

Ref. No.	Part No.	Description	No. Used
3	88-1360	Washer-Weight, Rear	6
4	325-18	Screw-Cap, HH	2

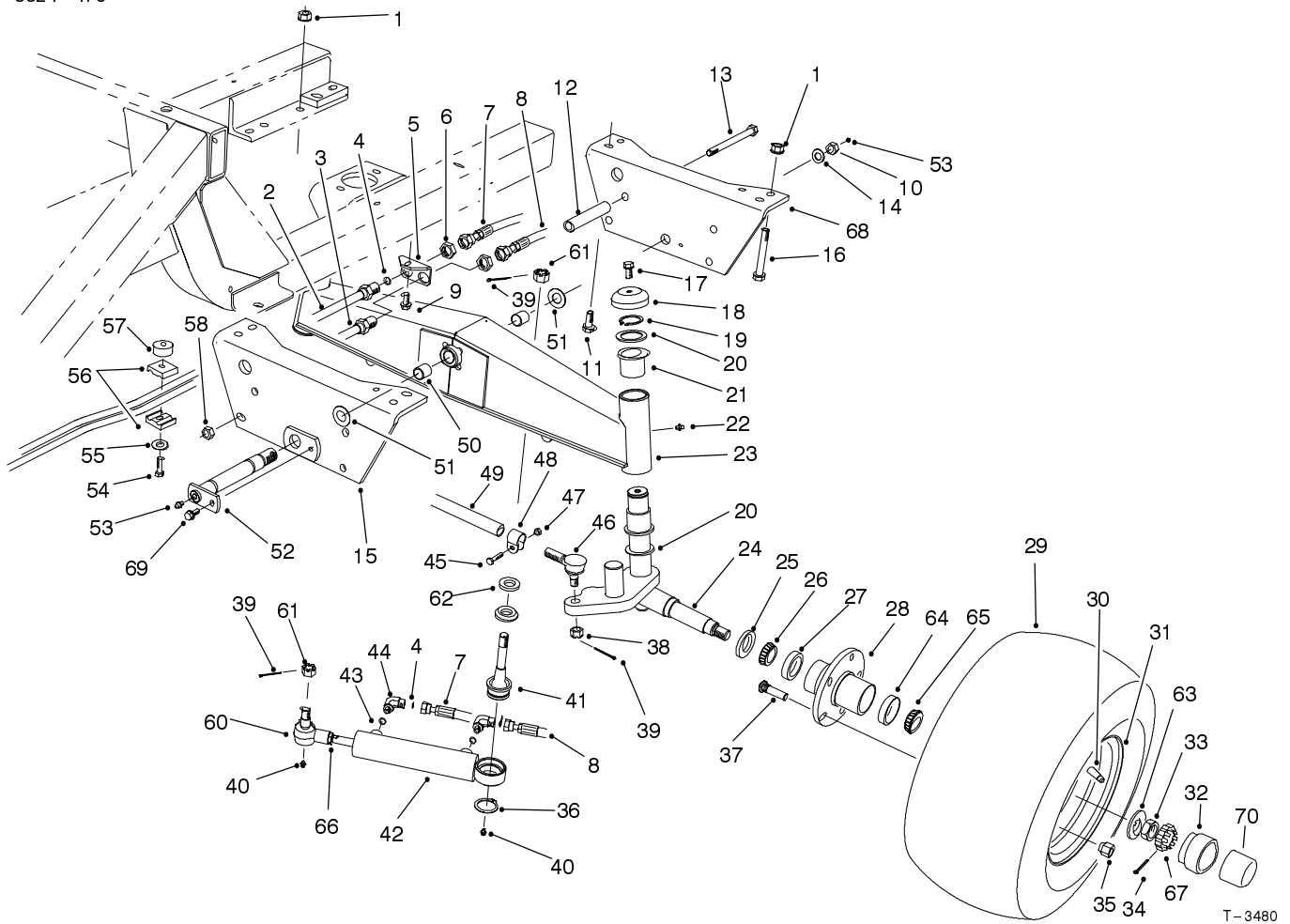


T-3480

Rear Axle Assembly (Model No. 30450 Only)

Ref. No.	Part No.	Description	No. Used	Ref. No.	Part No.	Description	No. Used
1	32125-49	Nut-Lock, Flange	4	24	92-9725	Spindle-LH	1
2	86-5780	Tube-Hydraulic, LH (Incl. Ref. #4)	1	*	92-9724	Spindle-RH	1
3	86-5790	Tube-Hydraulic, RH (Incl. Ref. #4)	1	25	69-2980	Seal-Inner	2
4	237-22	Seal-O-Ring	4	26	254-106	Cone-Bearing	2
5	74-6450	Bracket-Bulkhead	1	27	254-107	Cup-Bearing	2
6	340-70	Nut-Bulkhead	2	28	92-9651	Hub-Wheel (Incl. Ref. #27, 37, & 64)	2
7	86-3130	Hose-Rod End, Hydraulic	1	29	86-5910	Tire	2
8	86-3120	Hose-Cap End, Hydraulic	1	30	232-27	Stem-Valve	2
9	32144-11	Screw-HHF	1	31	100-2582	Rim	2
10	94-8000	Nut-Lock	1	32	100-3769	Cap-Hub	2
11	325-12	Screw-HHF	2	33	3220-7	Nut-Jam	2
12	76-8350	Stop-Axle	2	34	3272-13	Pin-Cotter	2
13	325-20	Screw-Cap, HH	2	35	242-50	Nut-Lug	10
14	3256-29	Washer-Flat	1	36	32151-104	Ring-Retaining	1
15	93-7241	Plate-Axle Pivot, Front	1	37	92-9652	Stud-Drive	10
16	325-35	Screw-Cap, HH	2	38	32136-13	Nut-Slotted	2
17	3234-12	Screw-Cap, HH	2	39	3272-12	Pin-Cotter	4
18	69-8890	Cap-Spindle	2	40	302-5	Fitting-Grease	2
19	32151-10	Ring-Retaining	2	41	92-5839	Joint-Ball	1
20	62-2170	Washer-Thrust	4	42	94-8142	Hydraulic Cylinder Assembly	1
21	69-6470	Bushing-Flange	4	43	237-78	Seal-O-Ring	2
22	302-11	Fitting-Grease	2	44	340-97	Fitting-Hydraulic, 90° (Incl. Ref. #4 & 43)	2
23	94-5607	Rear Axle Assembly (Incl. Ref. #21-22 & 50)	1	45	3210-5	Screw-Cap, HH	2

*Not Illustrated

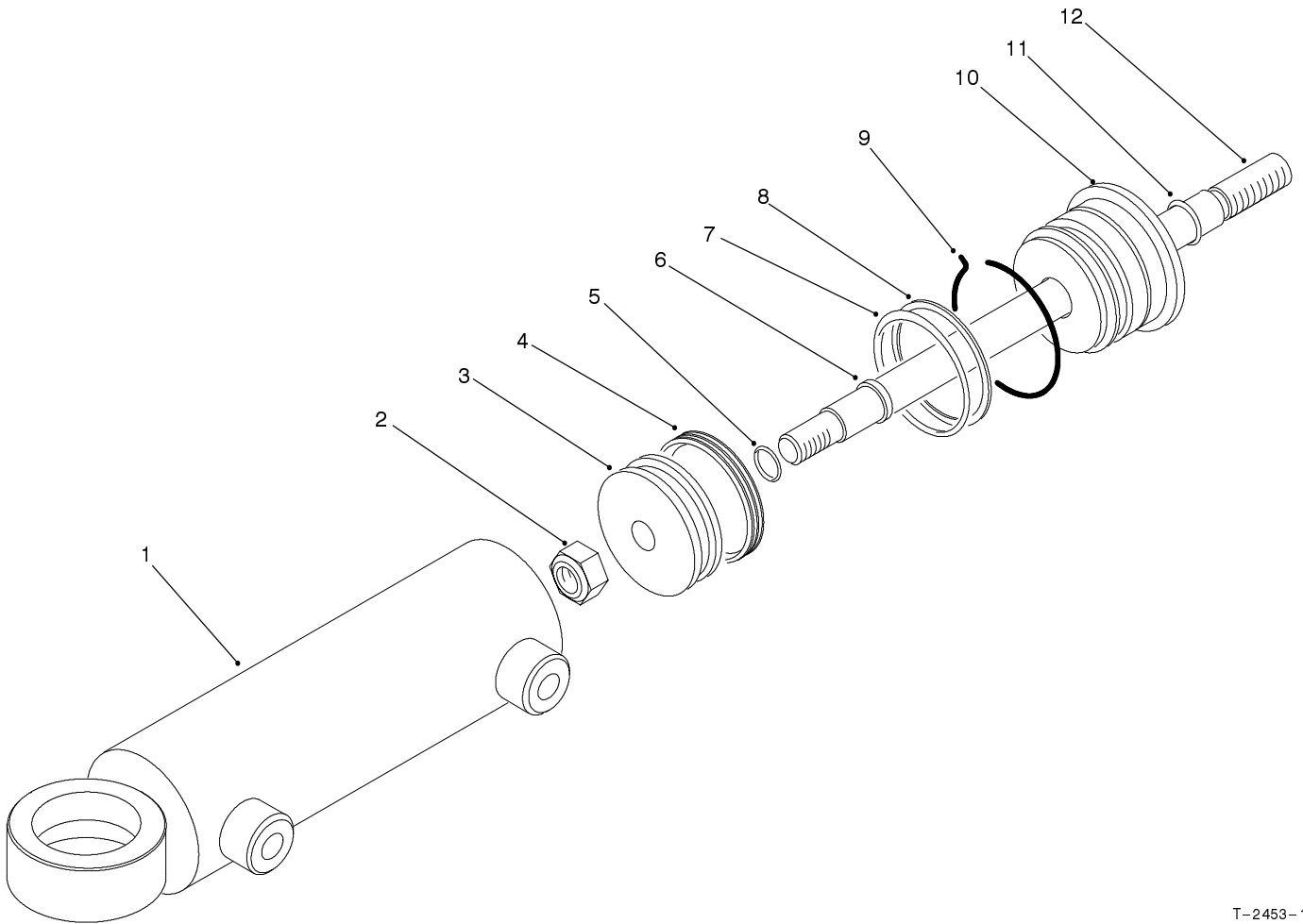


Rear Axle Assembly (Model No. 30450 Only) (Continued)

Ref. No.	Part No.	Description	No. Used
46	2411-46	Joint-Ball, LH (Incl. Ref. #38)	1
*	2411-45	Joint-Ball, RH (Incl. Ref. #38)	1
47	32152-5	Nut-Lock	2
48	2412-122	Clamp Assembly (Incl. Ref. #45 & 47)	2
49	2412-123	Tie Rod Assembly (Incl. Ref. #45, & 47-48)	1
50	94-5603	Bushing-Sleeve	2
51	93-7247	Washer-Thrust	2
52	93-7249	Pin-Pivot, Axle	1
53	302-2	Fitting-Grease	2
54	32104-37	Screw-Cap, HH	1
55	3256-71	Washer-Flat	1
56	56-7973	Clamp-Tube	2

Ref. No.	Part No.	Description	No. Used
57	80-8660	Spacer	1
58	3296-45	Nut-Lock	2
60	92-5837	Rod End Assembly (Incl. Ref. #40)	1
61	32136-14	Nut-SHH	2
62	92-5833	Spacer-Joint, Ball	1
63	93-0309	Washer-Tab	2
64	254-72	Cup-Bearing	2
65	254-92	Cone-Bearing	2
66	3220-11	Nut-Jam	1
67	93-0307	Nut-Retainer, Lock	2
68	93-7240	Plate-Axle Pivot, Rear	1
69	32144-41	Screw-HHF	1
*	74-5940	Tie Rod Assembly (Incl. Ref. #39, & 45-49)	1
70	100-3809	Cap-Bearing	2

*Not Illustrated



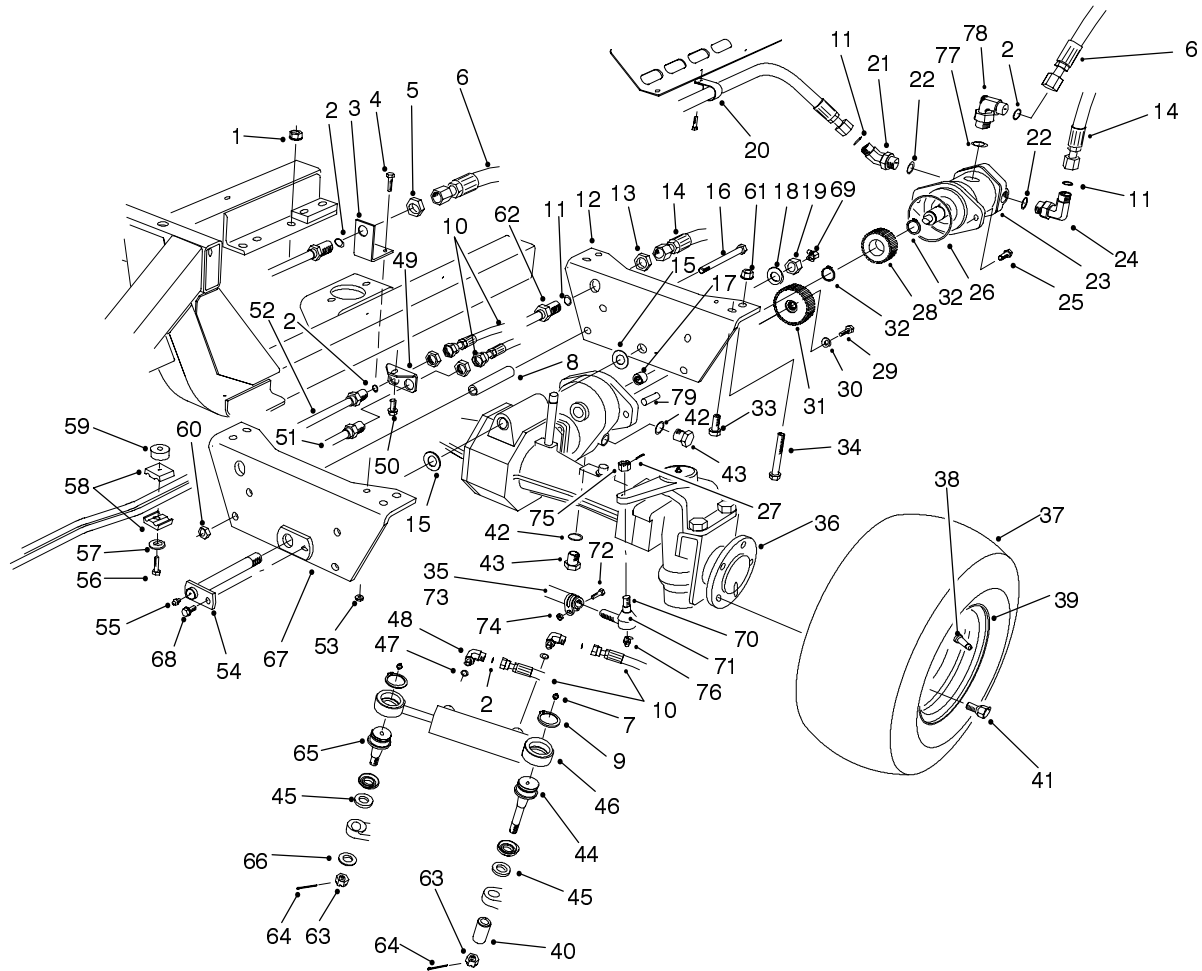
T-2453-1

Hydraulic Cylinder No. 94-8142 (Model No. 30450 Only)

Ref. No.	Part No.	Description	No. Used
1	94-9959	Barrel Assembly	1
2	32152-10	Nut-Lock	1
3	94-9961	Piston	1
4		Uniring	1
5		O-Ring	1
6		Seal-Rod	1
7		O-Ring	1

Ref. No.	Part No.	Description	No. Used
8		Backup	1
9	94-9963	Ring-Retaining	1
10	94-9962	Gland-Cylinder	1
11		O-Ring	1
12	94-9960	Piston Rod Assembly	1
*	94-9964	Kit-Seal (Incl. Ref. #4-8 & 11)	1

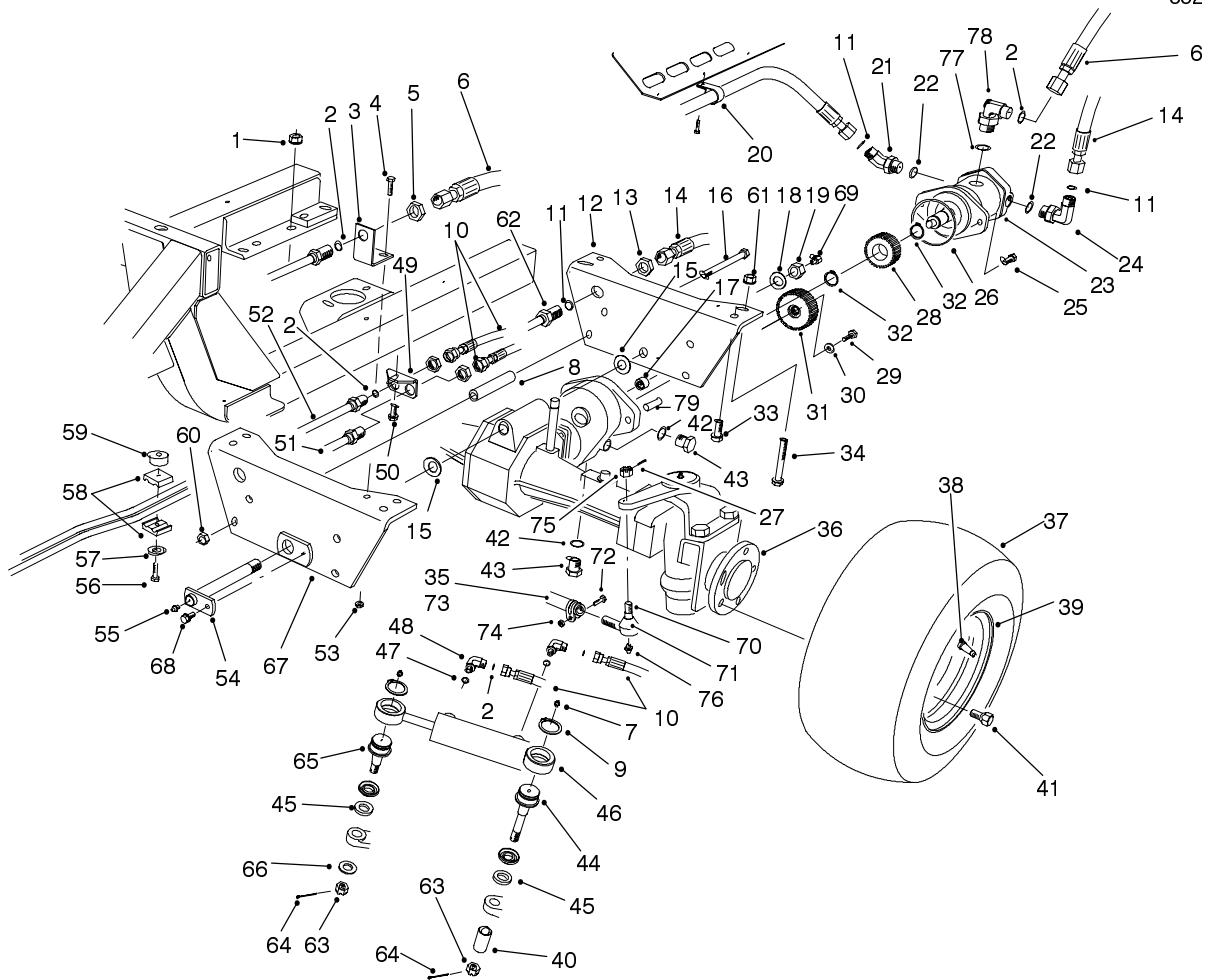
*Not Illustrated



T-3481

Rear Axle Assembly (Model No. 30455 Only)

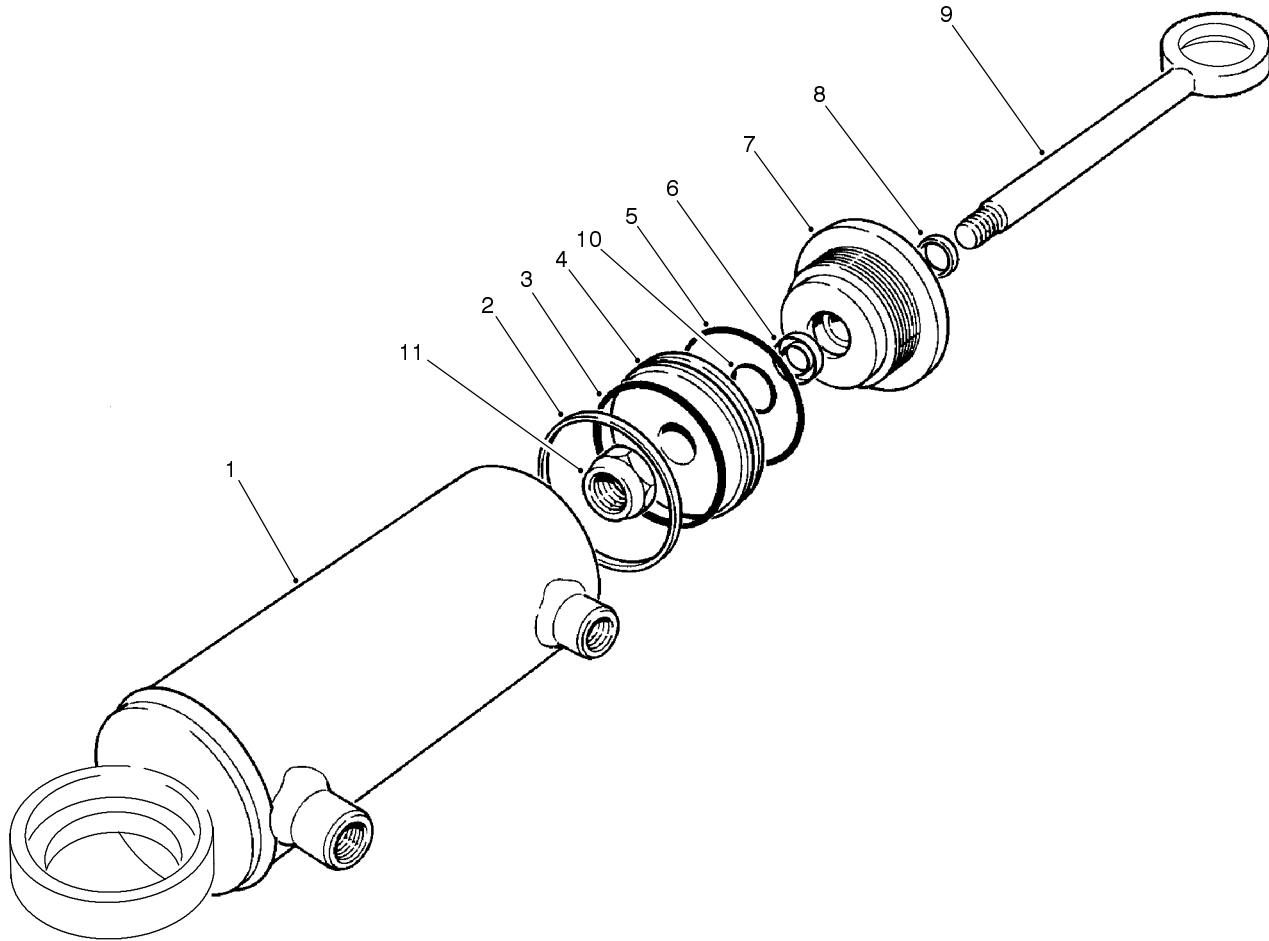
Ref. No.	Part No.	Description	No. Used	Ref. No.	Part No.	Description	No. Used
1	32128-23	Nut-Lock, Flange	2	25	325-6	Screw-Cap, HH	2
2	237-22	Seal-O-Ring	7	26	237-166	O-Ring	1
3	76-9290	Bracket-Bulkhead	1	27	3272-17	Pin-Cotter	2
4	3234-4	Screw-Cap, HH	1	28	95-4393	Gear-Driver	1
5	340-70	Nut-Bulkhead	3	29	33114-025	Screw-HH	1
6	86-3140	Hose-Hydraulic	1	30	88-7200	Washer-Flat	1
7	302-5	Fitting-Grease	2	31	99-7500	Clutch-Bidirectional	1
8	98-7076	Stop-Axle	2	32	32120-15	Ring-Retaining	2
9	32151-104	Ring-Retaining	2	33	325-12	Screw-HHF	2
10	76-9590	Hose-Hydraulic	2	34	325-35	Screw-Cap, HH	2
11	237-65	O-Ring	3	35	95-4391	Tie Rod Assembly (Incl. Ref. #70-76)	1
12	94-8246	Plate-Axle Pivot, Rear	1	36	95-7500	Axle-4wd	1
13	340-74	Nut-Bulkhead	1	37	86-5910	Tire	2
14	86-2730	Hose-Hydraulic	1	38	100-2582	Rim	2
15	98-3867	Washer-Thrust	2	39	232-27	Stem-Valve	2
16	325-36	Screw-Cap, HH	2	40	92-5844	Spacer-Joint, Ball	1
17	74-5700	Bearing-Needle	1	41	74-5500	Bolt-Wheel	10
18	92-1765	Washer-Flat	1	42	237-42	O-Ring	3
19	3296-68	Nut-Lock	1	43	353-508	Plug (Incl. Ref. #42)	2
20	2412-74	R-Clamp	1	44	92-5839	Joint-Ball	1
21	340-156	Fitting-Hydraulic, 45° (Incl. Ref. #22 & 11)	1	45	92-5833	Spacer-Joint, Ball	2
22	237-81	O-Ring	2	46	98-3806	Cylinder-Hydraulic	1
23	99-7502	Motor-Hydraulic	1	47	237-78	O-Ring	2
24	340-139	Fitting-Hydraulic, 90° (Incl. Ref. #11 & 22)	1				



T-3481

Rear Axle Assembly (Model No. 30455 Only) (Continued)

Ref. No.	Part No.	Description	No. Used	Ref. No.	Part No.	Description	No. Used
48	340-97	Fitting-Hydraulic, 90° (Incl. Ref. #2 & 47)	2	64	3272-12	Pin-Cotter	2
49	98-3806	Bracket-Bulkhead	1	65	92-5838-01	Joint-Ball	1
50	32144-11	Screw-HWH	1	66	92-5836	Washer-Axle	1
51	86-5790	LH Rear Tube Assembly	1	67	94-8247	Plate-Axle Pivot, Front	1
52	86-5780	RH Rear Tube Assembly	1	68	32144-41	Screw-HHF	1
53	32128-33	Nut-Flange, Lock	1	69	302-33	Fitting-Grease, 90°	1
54	98-7077	Pin-Pivot, Axle	1	70	2411-45	End-Rod, Tie	2
55	302-2	Fitting-Grease	1	71	71-4760	Seal	2
56	32104-37	Screw-Cap, HH	1	72	323-9	Screw-HH	2
57	3256-71	Washer-Flat	1	73	99-7503	Tube & Clamp Assembly	1
58	56-7973	Clamp-Hose	2	74	3296-39	Nut-Lock, Hex	2
59	80-8660	Spacer	1	75	32136-13	Nut-Hex, Slotted	2
60	3296-23	Nut-Lock	2	76	302-55	Fitting-Lube	2
61	32128-49	Nut-Lock	2	77	237-79	O-Ring	1
62	86-2770	Tube Assembly	1	78	340-18	Fitting-Hydraulic (Incl. Ref. #2 & 77)	1
63	32136-14	Nut-SHH	2	79	104-2353	Pin-Dowel	2



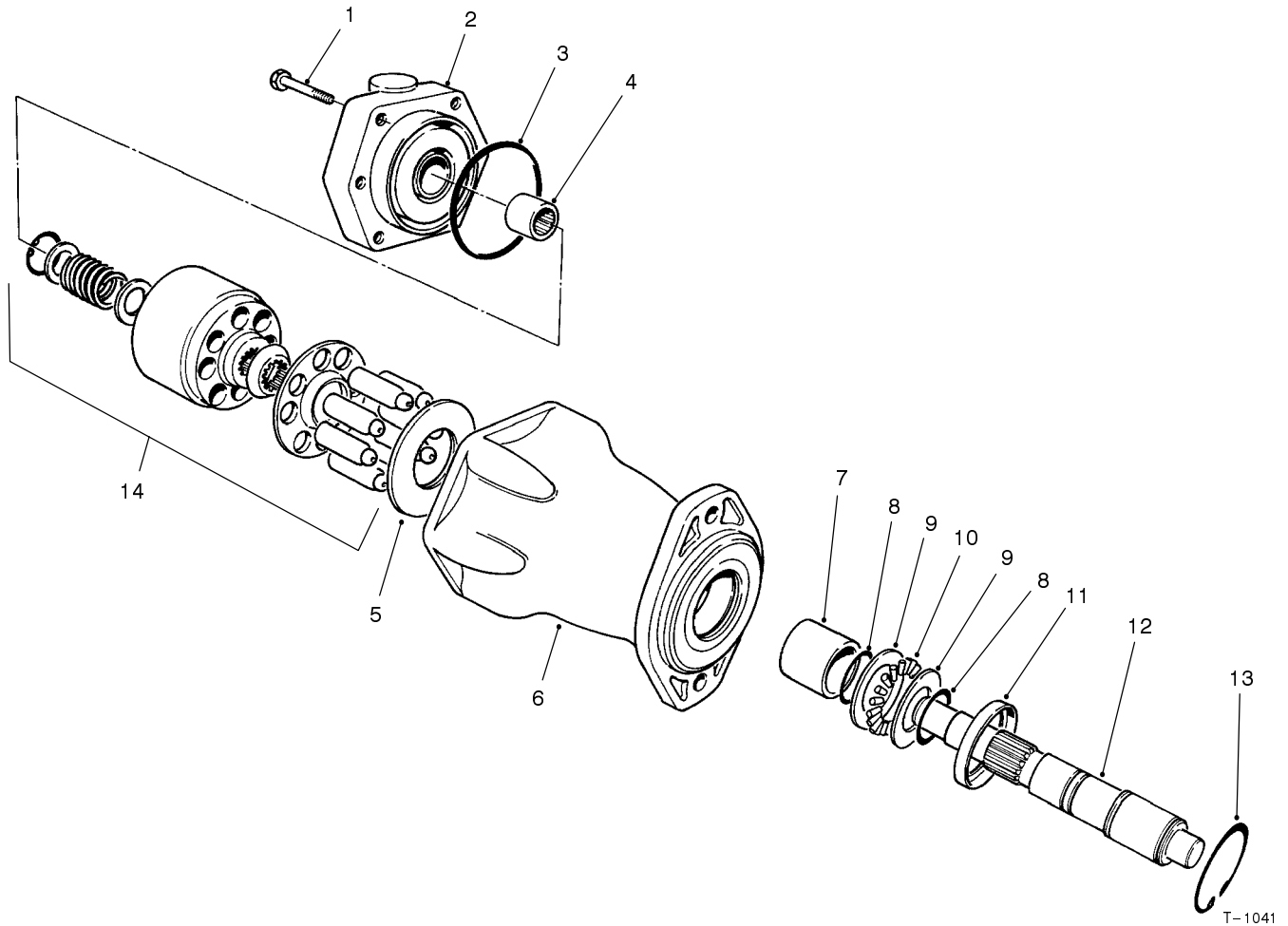
T-1776-1

Hydraulic Cylinder No. 98-3806 (Model No. 30455 Only)

Ref. No.	Part No.	Description	No. Used
1	99-4753	Butt & Tube Assembly	1
2		Seal-Teflon	1
3		O-Ring	1
4	66-1940	Piston	1
5		O-Ring	1
6		U-Cup	1
7	92-6588	Gland	1

Ref. No.	Part No.	Description	No. Used
8		Wiper	1
9	99-4754	Piston Rod Assembly	1
10		O-Ring	1
11	66-1930	Nut-Lock	1
*	92-6593	Kit-Seal (Incl. Ref. #2, 3, 5, 6, 8 & 10)	1

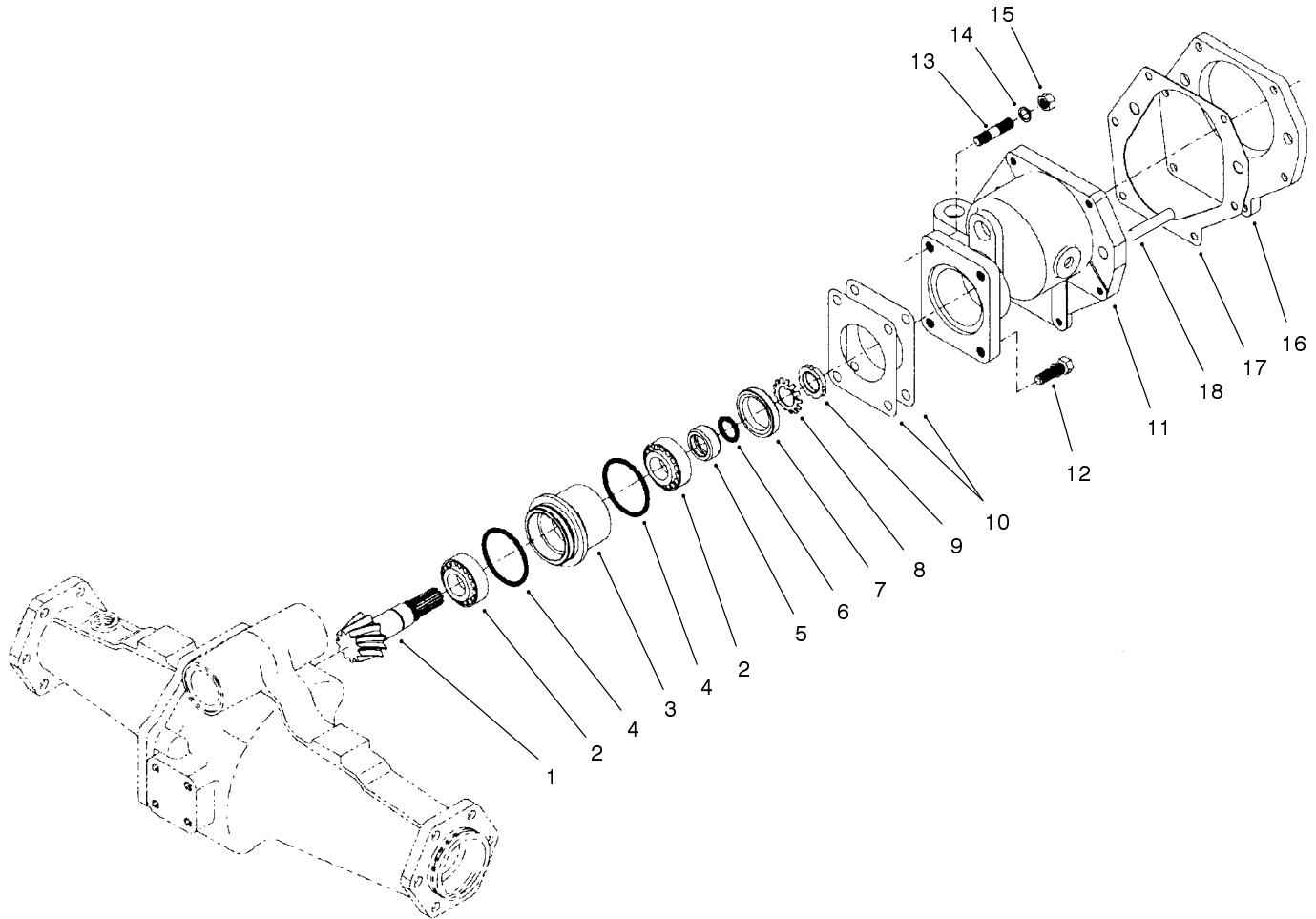
*Not Illustrated



Hydraulic Motor No. 99-7502 (Model No. 30455 Only)

Ref. No.	Part No.	Description	No. Used
1	100-2550	Screw-Cap, HH	6
2	100-2551	Back Plate Assembly (Incl. Ref. #4)	1
3	76-6980	O-Ring	1
4		Bearing	1
5	76-6970	Insert-Camplate	1
6	100-2552	Housing Assembly (Incl. Ref. #7)	1

Ref. No.	Part No.	Description	No. Used
7		Bearing	1
8	76-7000	Ring-Retaining	2
9	76-6950	Race-Thrust	1
10	76-6960	Bearing-Thrust	1
11	100-2553	Seal-Shaft	1
12	100-2554	Shaft-Drive	1
13	76-7010	Ring-Retaining	1
14	76-6910	Rotating Assembly	1



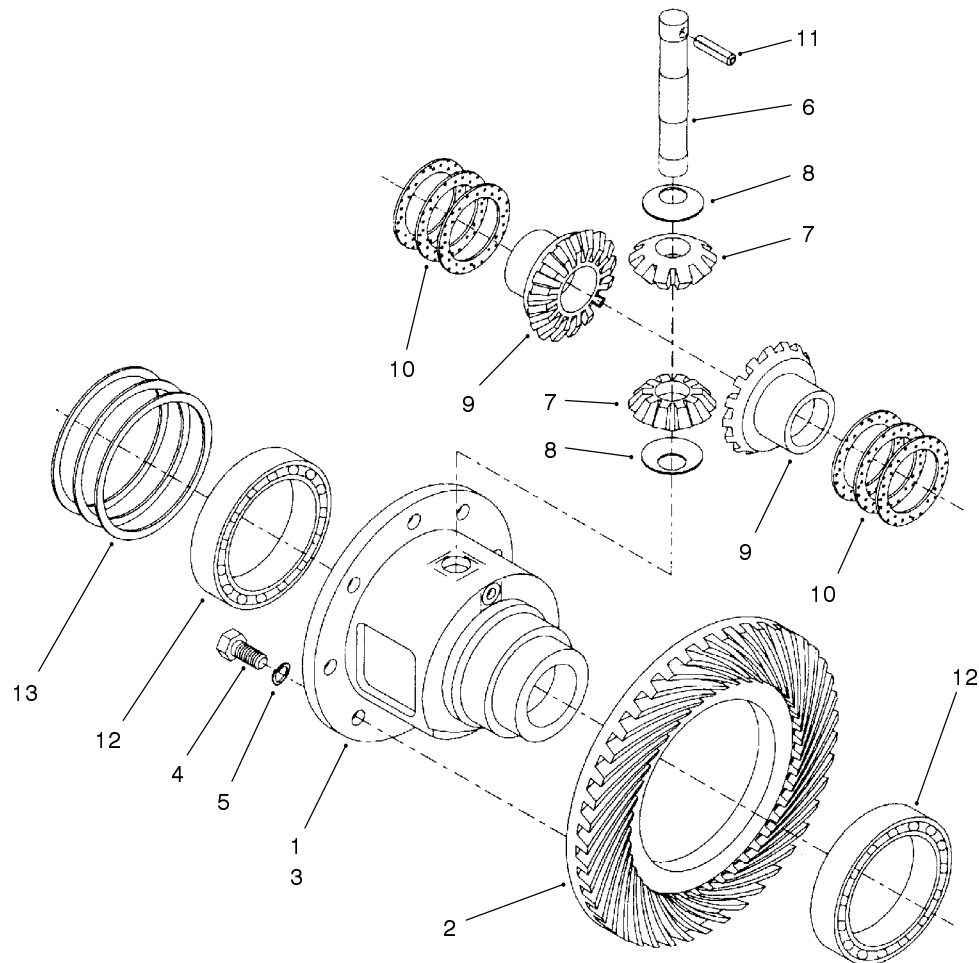
T-3202-1

Rear Axle Assembly No. 95-7500 Bevel Pinion Shaft Assembly

Ref. No.	Part No.	Description	No. Used
1	100-2555	Pinion-Bevel, Spiral (Incl. Gear-43 Spiral Bevel)	1
2	99-7570	Bearing-Roller, Taper	2
3	95-7534	Case-Bearing	1
4	99-7571	O-Ring	2
5	99-7572	Collar-Seal, Oil	1
6	99-7573	O-Ring	1
7	99-7574	Seal-Oil	1
8	99-7559	Washer-Lock	1
9	99-7560	Nut-Lock	1

Ref. No.	Part No.	Description	No. Used
10	99-7550	Shim-0.1	2
*	99-7551	Shim-0.2	2
11	95-7533	Case-Gear	1
12	99-7575	Bolt	2
13	100-2556	Stud	2
14	99-7527	Washer-Spring	2
15	99-7526	Nut	2
16	95-7541	Plate-Cover	1
17	95-7540	Gasket	1
18	104-2353	Pin-Dowel	2

*Not Illustrated

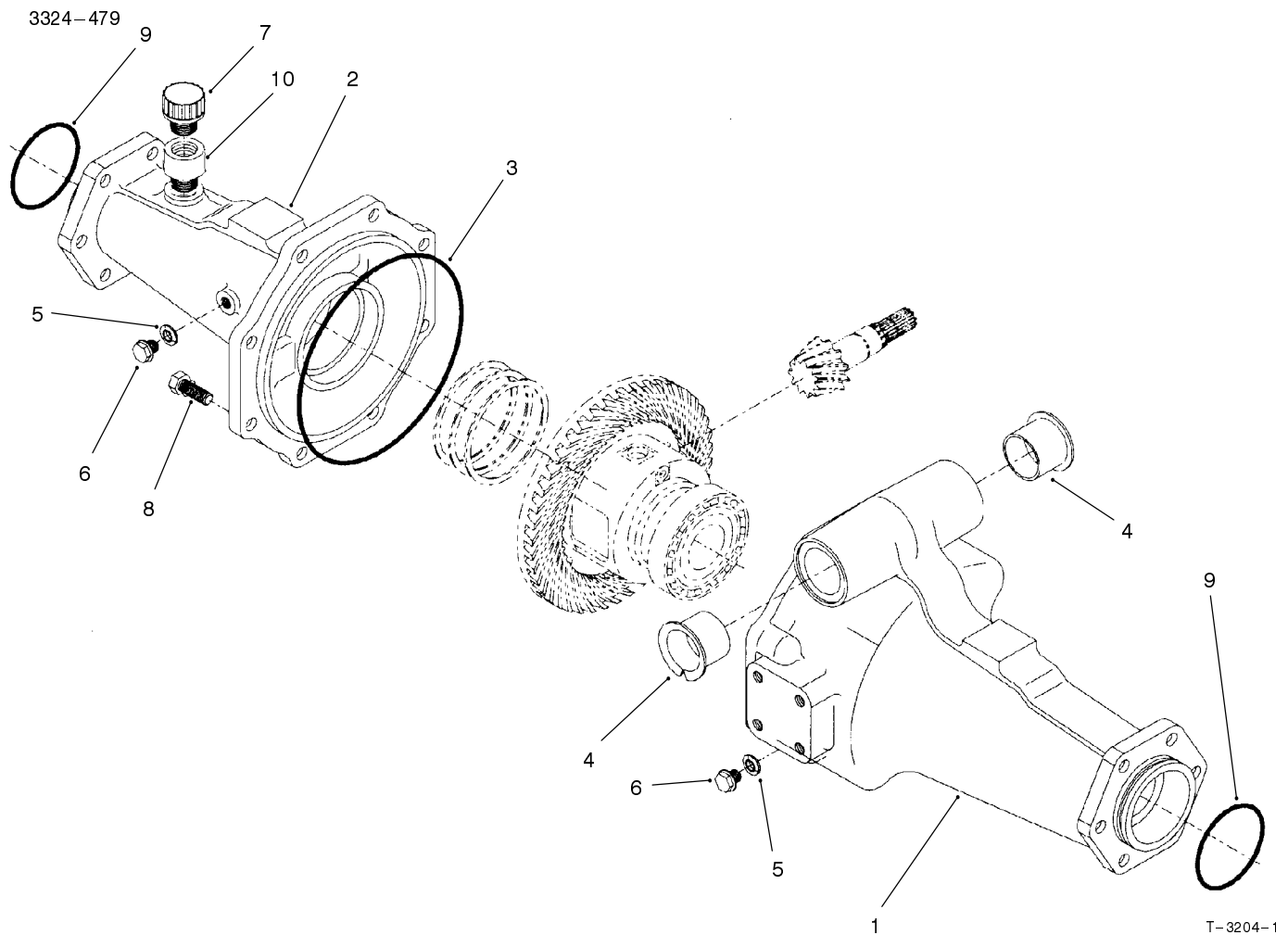


T-3203-1

Rear Axle Assembly No. 95-7500 (Continued) Differential Assembly

Ref. No.	Part No.	Description	No. Used	Ref. No.	Part No.	Description	No. Used
1	95-7503	Differential Assembly (Incl. Ref. #2-11)	1	9	99-7581	Gear-Differential, Side	2
2	100-2555	Gear-Spiral Bevel, 43 (Incl. Pinion-Spiral Bevel)	1	10	99-7582	Washer-Differential	2
3	95-7502	Case-Differential	1	*	99-7583	Washer-Differential	2
4	99-7576	Bolt	8	*	99-7584	Washer-Differential	2
5	99-7577	Washer-Spring	8	11	99-7588	Pin-Spring	1
6	99-7578	Shaft-Pinion, Differential	1	12	99-7562	Bearing-Ball	2
7	99-7579	Pinion-Differential	2	13	99-7585	Shim-0.1	2
8	99-7580	Washer-Pinion, Differential	2	*	99-7586	Shim-0.2	2
				*	99-7587	Shim-0.4	2

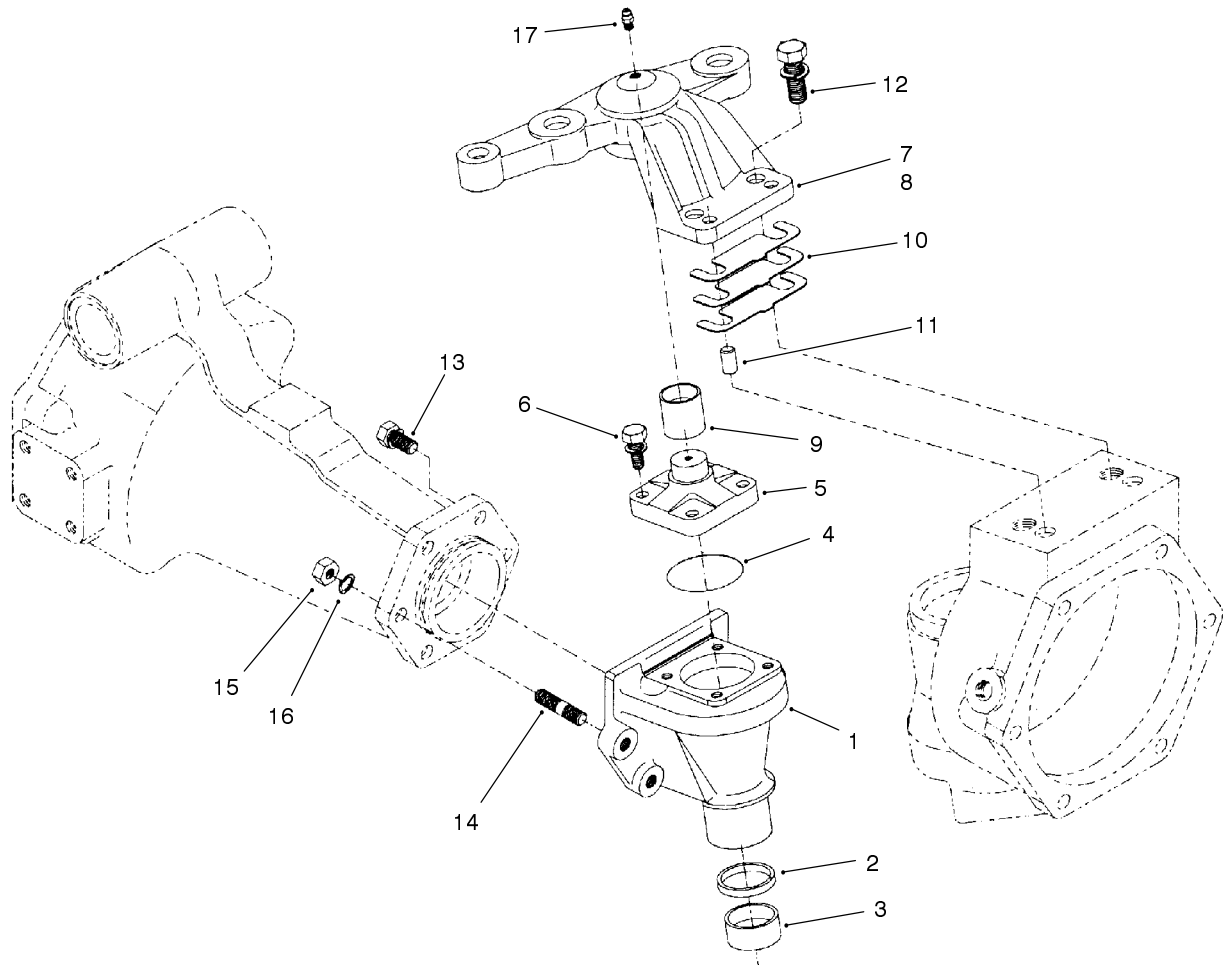
*Not Illustrated



Rear Axle Assembly No. 95-7500 (Continued) Axle Support Assembly

Ref. No.	Part No.	Description	No. Used
1	95-7508	Support #1-Axle	1
2	95-7506	Support #2-Axle	1
3	95-7507	O-Ring	1
4	95-7537	Bushing-Flange	2
5	99-7589	Plug	2

Ref. No.	Part No.	Description	No. Used
6	99-7590	Washer-seal	2
7	99-7591	Oil Plug Assembly	1
8	99-7592	Bolt	8
9	99-7593	O-Ring	2
10	104-2377	Extension-Vent	1

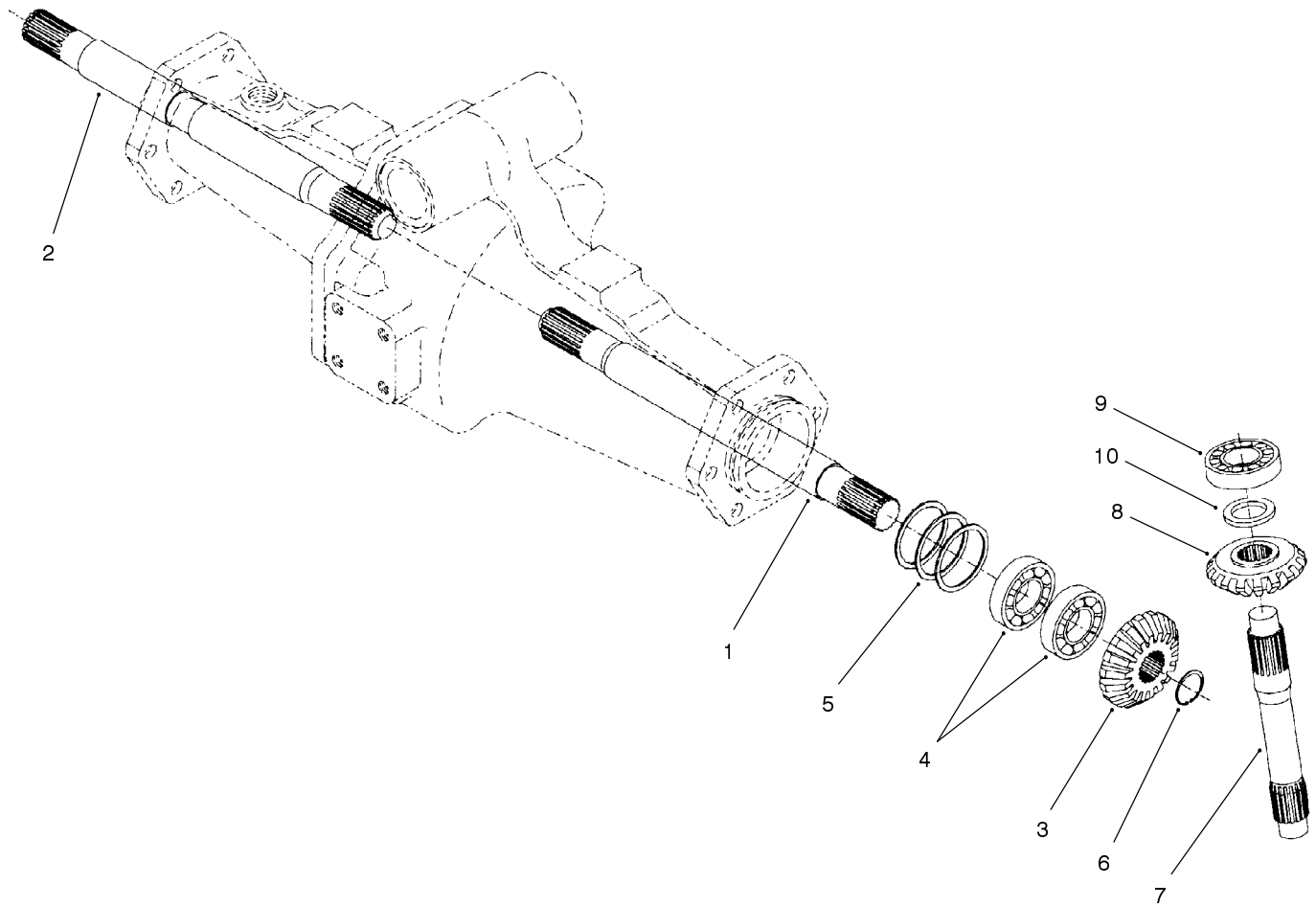


T-3571

Rear Axle Assembly NO. 95-7500 (Continued) Bevel Gear Case Assembly

Ref. No.	Part No.	Description	No. Used	Ref. No.	Part No.	Description	No. Used
1	95-7538	Case-Gear, Bevel	2	10	95-7547	Shim-0.1	2
2	100-2557	Seal-Oil	2	*	95-7548	Shim-0.2	2
3	104-2378	Bushing	2	*	95-7549	Shim-0.3	2
4	104-2372	O-Ring	2	11	99-7597	Pin-Straight	4
5	104-2376	Knuckle ASM	2	12	104-2375	Bolt	4
6	104-2374	Bolt	8	13	99-7599	Bolt	8
7	95-7513	Support-Axle Case, LH	1	14	99-7525	Stud	4
8	95-7515	Support-Axle Case, RH	1	15	99-7526	Nut	4
9	99-7529	Bushing	2	16	99-7527	Washer-Spring	4
				17	99-7528	Nipple-Grease	2

*Not Illustrated



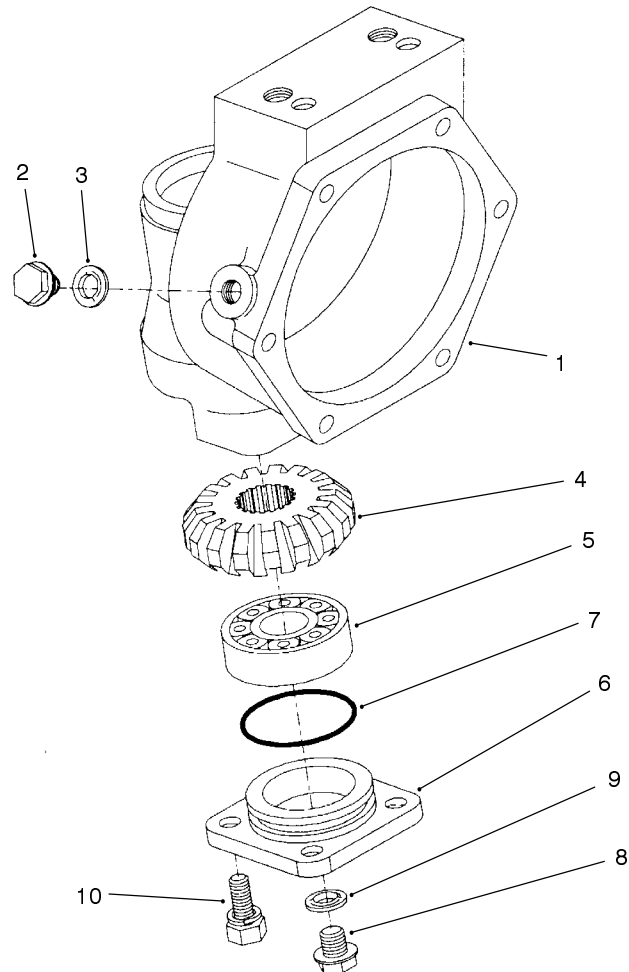
T-3206-1

Rear Axle Assembly No. 95-7500 (Continued) Bevel Gear Shaft Assembly

Ref. No.	Part No.	Description	No. Used
1	95-7509	Shaft-Differential Gear, LH	1
2	95-7512	Shaft-Differential Gear, RH	1
3	95-7517	Gear-15 Bevel	2
4	99-7530	Bearing-Ball	4
5	99-7552	Shim-0.1	2
*	99-7553	S Him-0.2	2
*	99-7554	Shim-0.5	2

Ref. No.	Part No.	Description	No. Used
6	99-7531	Clip	2
7	95-7529	Shaft-Gera, Bevel	2
8	95-7519	Gear-17 Bevel	2
9	99-7532	Bearing-Roller, Taper	2
10	99-7558	Collar	2

*Not Illustrated

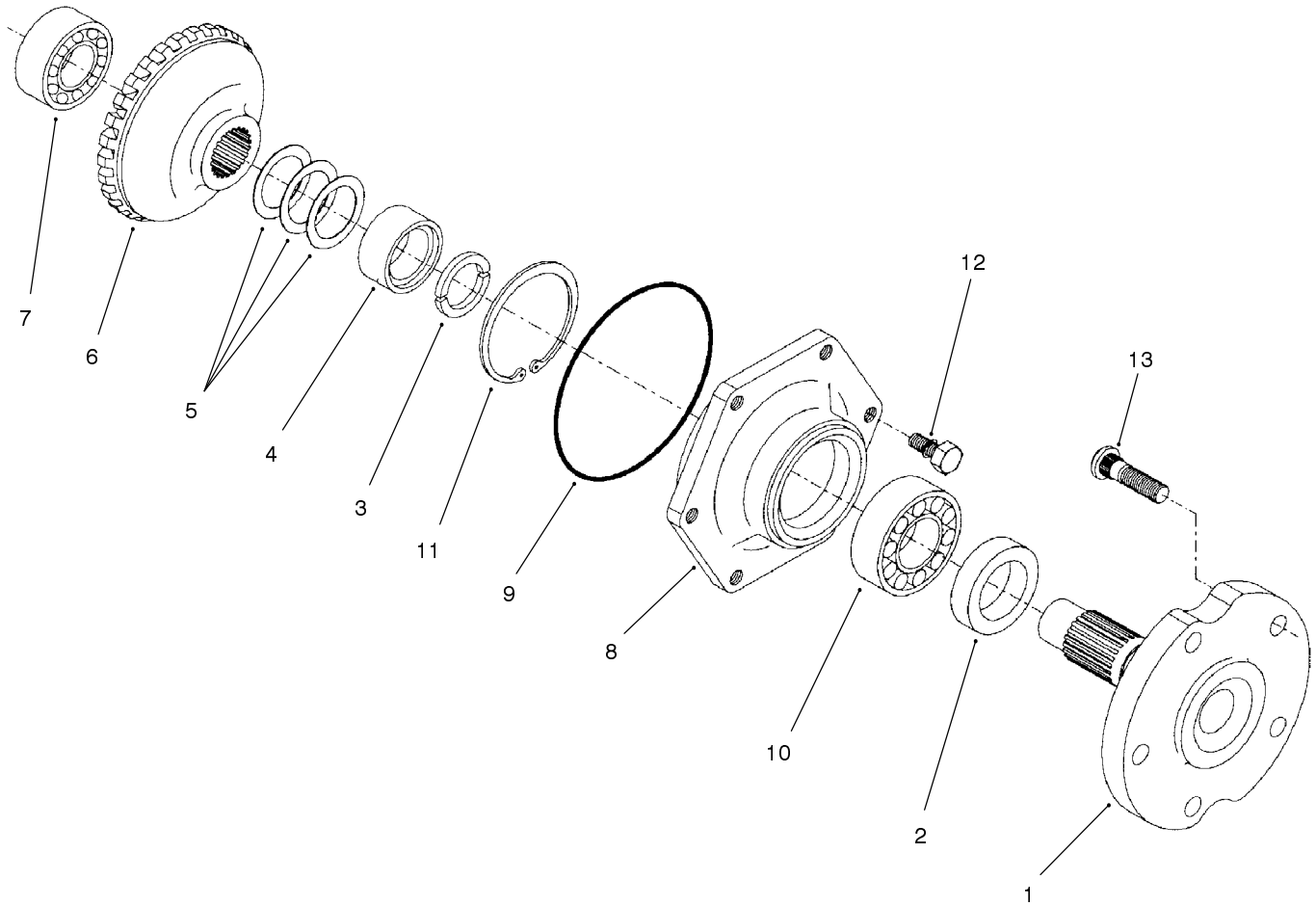


T-3207-1

Rear Axle Assembly No. 95-7500 (Continued) Axle Case Assembly

Ref. No.	Part No.	Description	No. Used
1	95-7531	Case-Axle	2
2	99-7535	Plug	2
3	99-7536	Washer-Seal	2
4	95-7527	Gear-17 Bevel	2
5	99-7532	Bearing-Roller, Taper	2

Ref. No.	Part No.	Description	No. Used
6	100-2560	Cover-Axle	2
7	100-2561	O-Ring	2
8	99-7589	Plug	2
9	99-7590	Washer-Seal	2
10	100-2562	Bolt	8



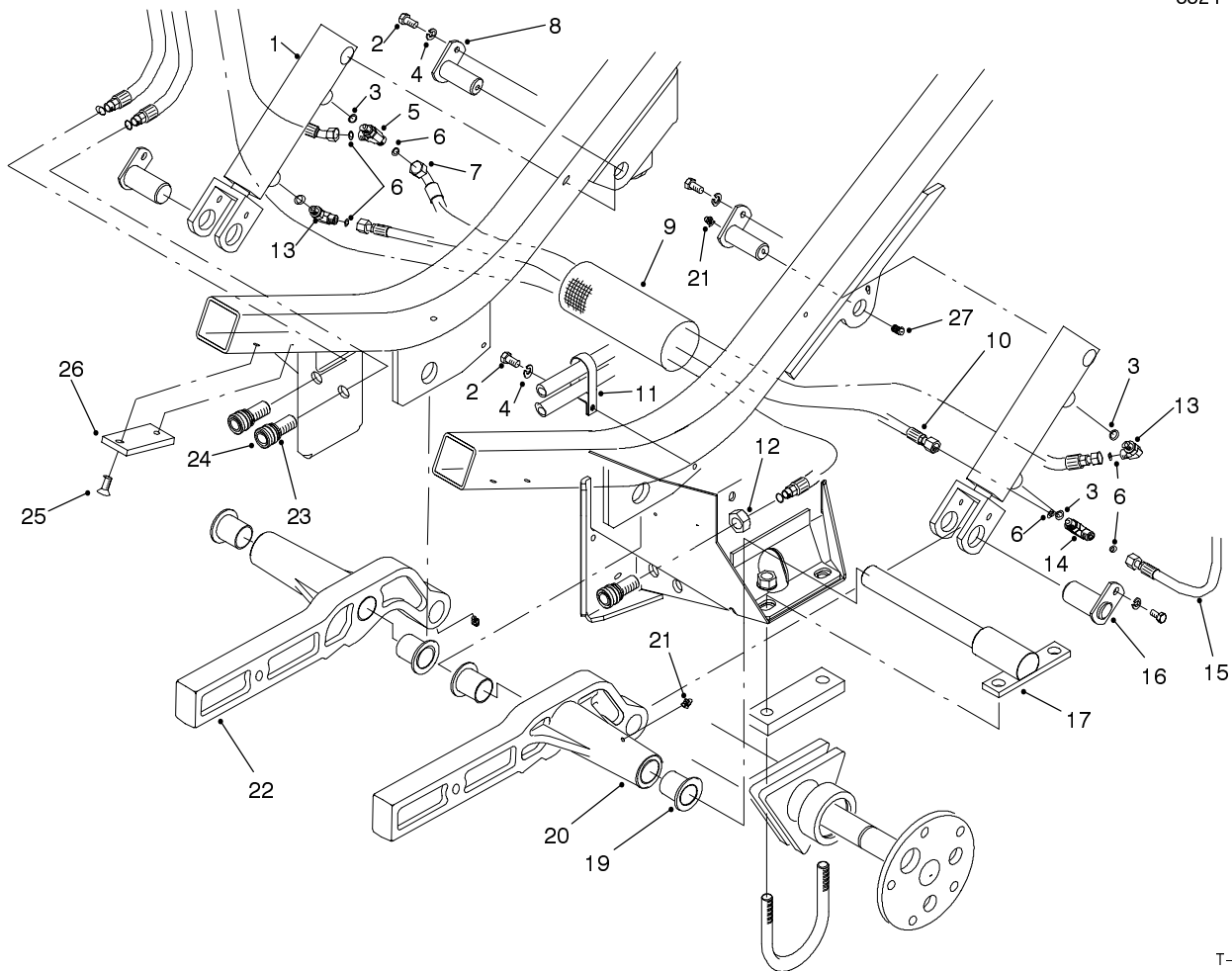
T-3108-1

Rear Axle Assembly No. 95-7500 (Continued) Axle Assembly

Ref. No.	Part No.	Description	No. Used
1	95-7522	Axle	2
2	99-7564	Seal-Oil	2
3	95-7544	Clip	4
4	95-7523	Spacer	2
5	99-7555	Shim-0.3	2
*	99-7556	Shim-0.2	2
*	99-7557	Shim-0.5	2
6	95-7524	Gear-29 Bevel	2

Ref. No.	Part No.	Description	No. Used
7	99-7534	Bearing-Ball, Double	2
8	95-7521	Cover-Axle	2
9	99-7538	O-Ring	2
10	99-7561	Bearing-Ball	2
11	99-7539	Clip	2
12	99-7596	Bolt	12
13	99-7563	Stud	10

*Not Illustrated

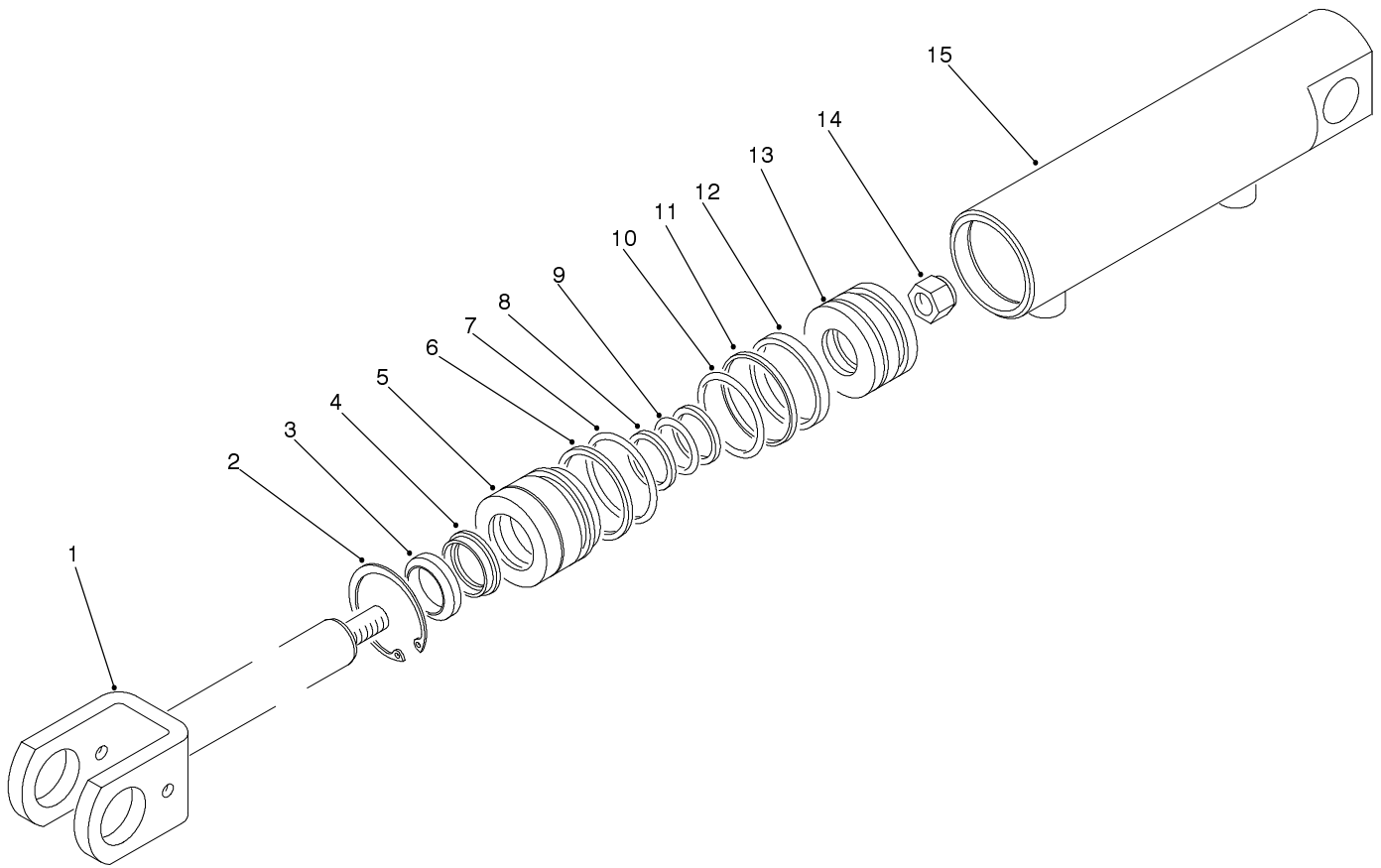


T-2672-1

Lift Arm Assembly

Ref. No.	Part No.	Description	No. Used	Ref. No.	Part No.	Description	No. Used
1	86-5580	Cylinder-Hydraulic	2	14	340-125	Fitting-Hydraulic, Tee (Incl. Ref. #3 & 6)	1
2	322-2	Screw-Cap, HH	5	15	86-3170	Hose Assembly	1
3	237-78	O-Ring	4	16	88-1190	Pin-Pivot	2
4	3253-4	Washer-Lock	5	17	86-2790-03	Pin-Pivot, LH	1
5	340-140	Fitting-Hydraulic, Tee (Incl. Ref. #3 & 6)	1	*	88-1200-03	Pin-Pivot, RH	1
6	237-21	O-Ring	6	19	68-6480	Bushing-Flange	4
7	86-3160	Hose Assembly	1	20	84-0730-03	Arm-Lift, LH	1
8	84-1350	Pin-Pivot	2	21	302-5	Fitting-Grease	6
9	70-1380	Sleeve-Protective	1	22	86-5890-03	Arm-Lift, RH	1
10	86-3200	Hose Assembly	1	23	237-79	O-Ring	3
11	2412-137	R-Clamp	1	24	86-5450	Coupler-Hydraulic (Incl. Ref. #23)	3
12	3220-7	Nut-Jam	3	25	32108-58	Screw-Machine, FH	4
13	340-132	Fitting-Hydraulic, 90° (Incl. Ref. #3 & 6)	2	26	69-9300	Pad-Bumper	2
				27	3247-4	Screw-Set	2

*Not Illustrated



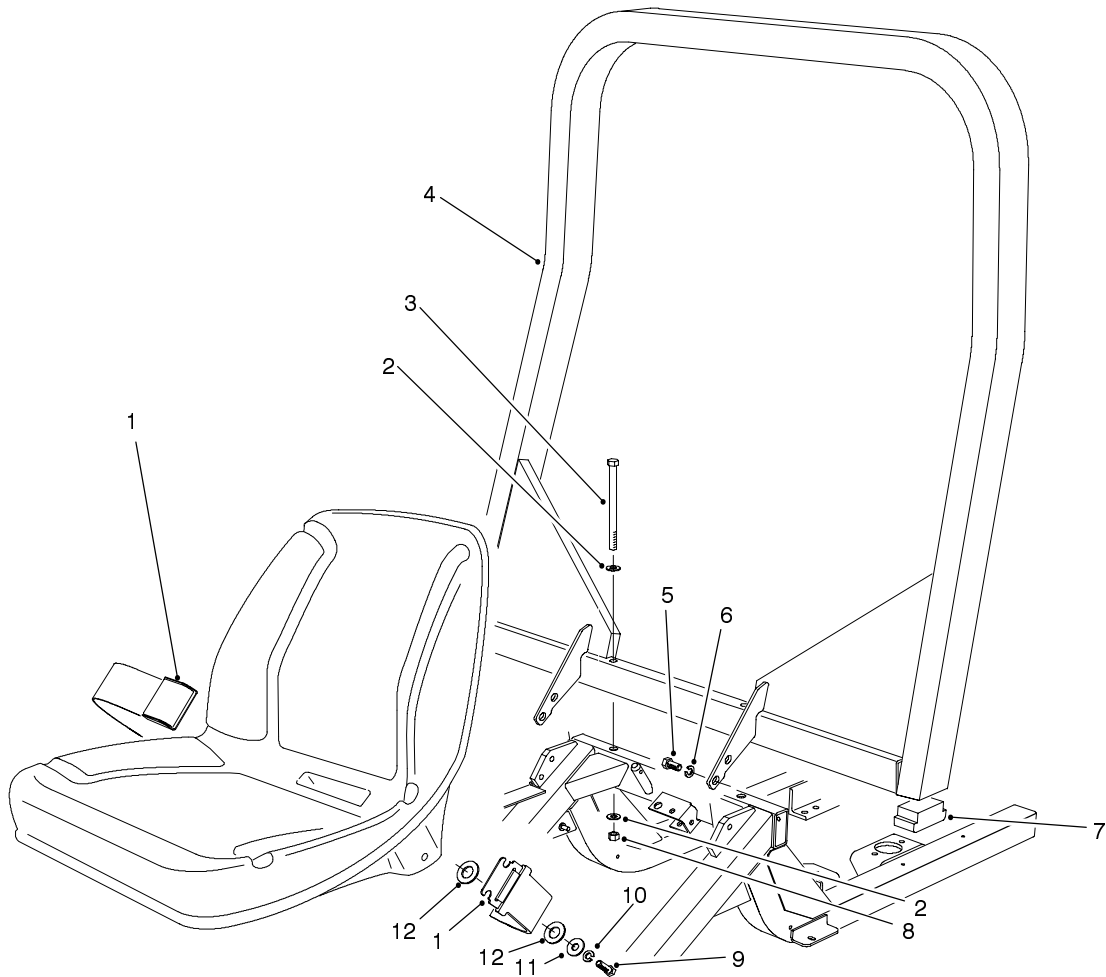
T-1490-1

Hydraulic Cylinder No. 86-5580

Ref. No.	Part No.	Description	No. Used
1	88-3620	Rod Assembly	1
2		Ring-Retaining	1
3		Wiper-Rod	1
4		U-Cup-Loaded	1
5	88-3630	Head	1
6		Ring-Back-Up	1
7		O-Ring	1
8		Ring-Back-Up	2
9		O-Ring	1

Ref. No.	Part No.	Description	No. Used
10		O-Ring	1
11		Ring-Piston, Unithane	1
12		Ring-Wear	1
13	88-3600	Piston	1
14	88-3590	Nut-Lock	1
15	88-3610	Barrel Assembly	1
*	88-3640	Kit-Seal (Incl. Ref. #2-4 & 6-12)	1

*Not Illustrated



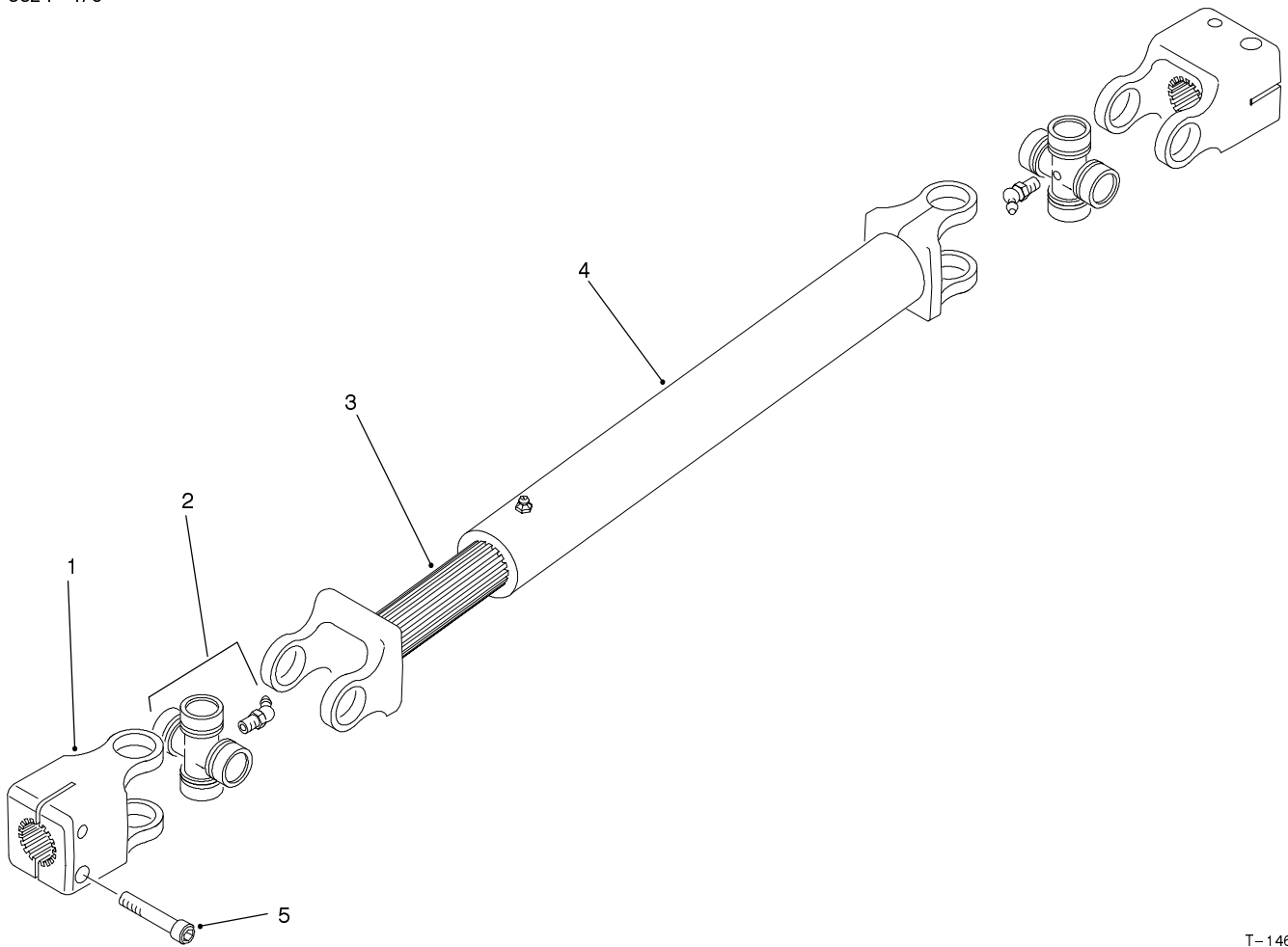
T-2249-2

R.O.P.S. Assembly (Standard For Model No. 30455) (Optional For Model No. 30450)

Ref. No.	Part No.	Description	No. Used	Ref. No.	Part No.	Description	No. Used
1	21-4191	Seat Belt Assembly	1	8	3296-25	Nut-Lock	2
2	3256-26	Washer-Flat	4	9	3212-5	Screw-Cap, HH	2
3	325-33	Screw-Cap, HH	2	10	3253-6	Washer-Lock	2
4	76-9370-03	Bar-R.O.P.S.	1	11	3256-5	Washer-Flat	2
5	325-2	Screw-Cap, HH	4	12	3256-28	Washer-Flat	2
6	3253-7	Washer-Lock	4	*		Canopy Assembly (Optional)	1
7	82-5370	Foam-Bar, R.O.P.S.	2				

*Not Illustrated

NOTE: When purchasing Canopy assembly or R.O.P.S. assembly in its entirety, order direct from Custom Products PO Box 718 Litchfield, MN 55355

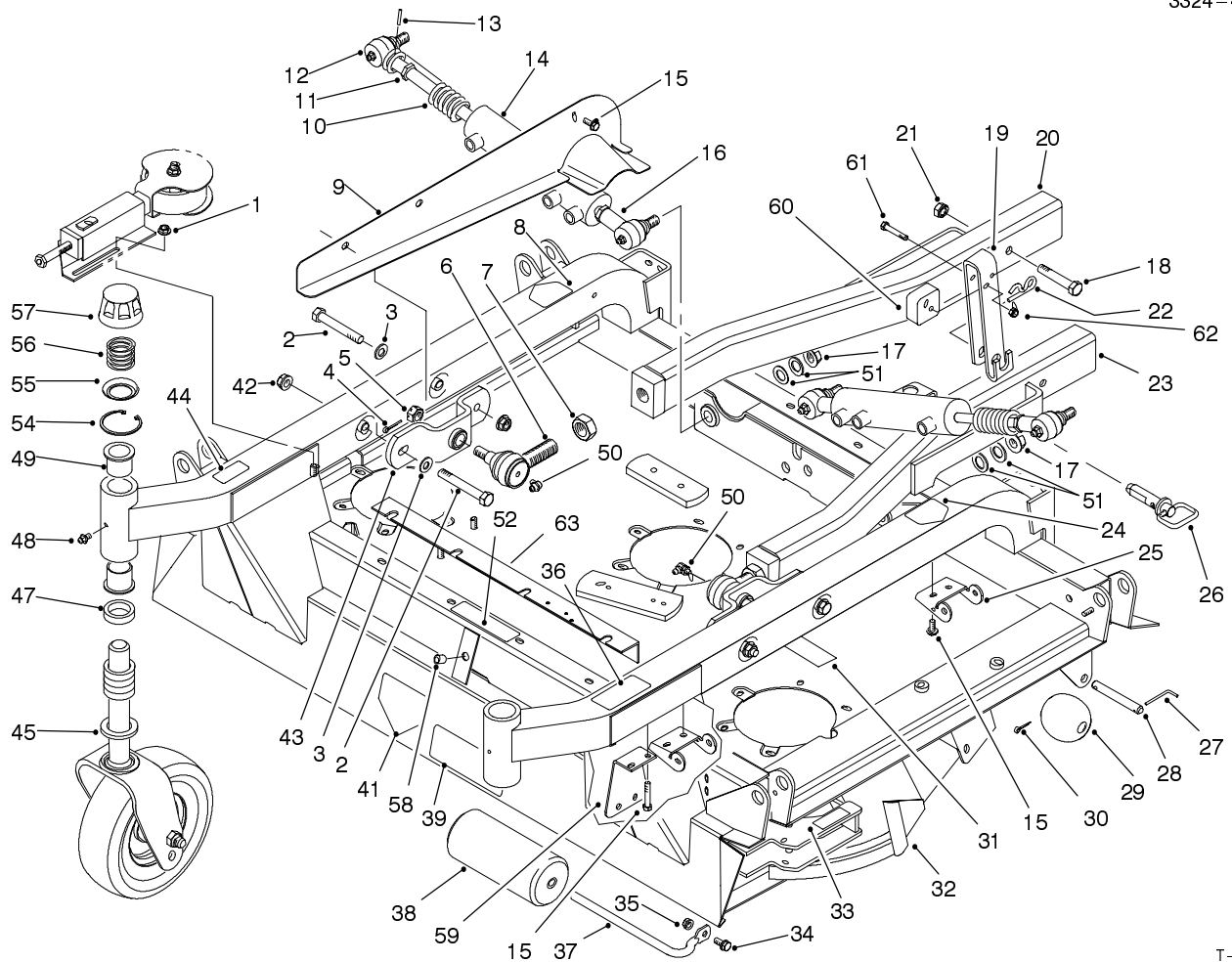


T-1465-1

Drive Shaft Assembly No. 86-1730

Ref. No.	Part No.	Description	No. Used
1	86-1150	Yoke-End	2
2	86-1160	Kit-Universal	2
3	86-1170	Shaft-Yoke, Slip	1

Ref. No.	Part No.	Description	No. Used
4	86-1180	Tube-Slip Yoke	1
5	3273-17	Screw-HSH	4



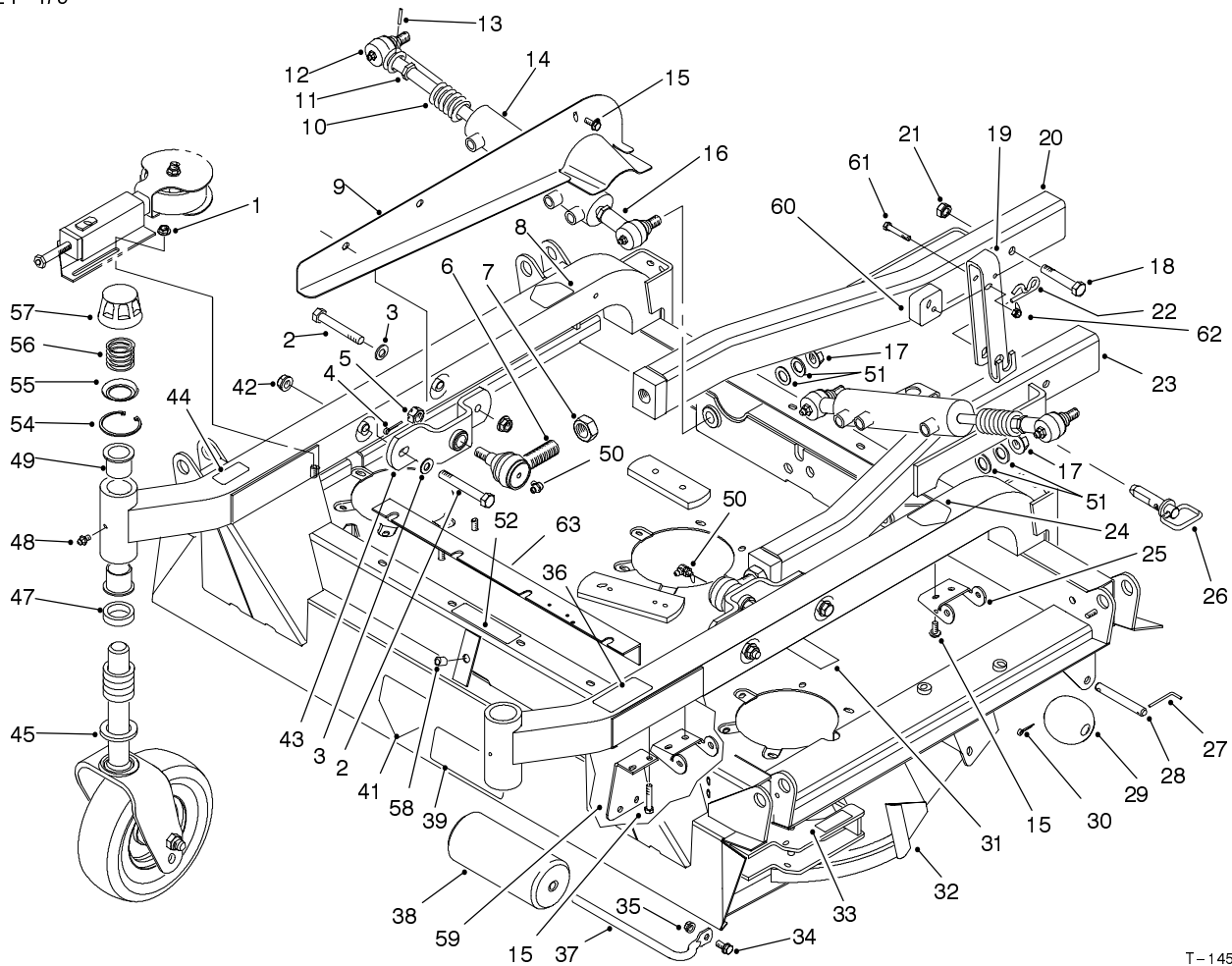
T-1459-3

Center Deck and Carrier Frame Assembly

Ref. No.	Part No.	Description	No. Used	Ref. No.	Part No.	Description	No. Used
1	32128-19	Nut-Flange Head	2	26	86-2390	Pin-HOC	2
2	325-35	Screw-Cap, HH	4	27	57-0690	Pin	2
3	3256-26	Washer-Flat	4	28	57-0680	Shaft	2
4	3272-12	Pin-Cotter	2	29	29-4820	Roller	2
5	32136-2	Nut	2	30	3272-11	Pin-Cotter	2
6	86-8100-01	Joint-Ball	2	31	86-0740	Decal-Belt	1
7	21-3000-01	Nut	2	32	92-7757	Center Deck Assembly (Incl. Ref. #8, 24, 31, 33, 36, 39, 41, 44, 49, 52 & 58)	1
8	86-0730	Decal-HOC, RH	1	33	55-4300	Decal-Warning	2
9	86-2230-01	Cover-Guide, RH	1	34	3234-1	Screw-HHF.	1
*	86-2260-01	Cover-Guide, LH	1	35	32128-21	Nut-Flange Head	1
10	86-2510-01	Spring	2	36	86-0780	Decal-HOC	1
11	84-5300	Nut	4	37	68-6840	Shaft	1
12	92-5810-03	Joint-Ball	2	38	68-6710	Roller	1
13	32121-51	Pin-Roll	2	39	68-8340	Decal-Caution	1
14	86-2190	Cylinder-Hydraulic	2	41	43-8480	Decal-Danger	1
15	32144-26	Screw-HWH	12	42	32128-23	Nut-Flange Head	4
16	92-5811-03	Joint-Ball	2	43	69-7290-01	Mount-Carrier	2
17	32128-54	Nut-Flange	2	†44		Decal-Safety Std.	1
18	325-11	Screw-Cap, HH	2	45	77-0950	Washer	2
19	94-8009-01	Strap-Deck, HOC	2	47	69-1510	Spacer	10
20	86-2280-01	Frame-Carrier, RH	1	48	302-5	Fitting-Grease	2
21	3296-23	Nut-Lock	2	49	69-6470	Bushing	4
22	3290-256	Pin-Cotter, Hair	2	50	302-60	Fitting-Grease, 90°	2
23	86-2320-01	Frame-Carrier, LH	1	51	86-1440	Washer-Flat	4
24	86-0720	Decal-HOC, LH	1				
25	86-1890-03	Hinge	4				

*Not Illustrated

†Not Sold Separately



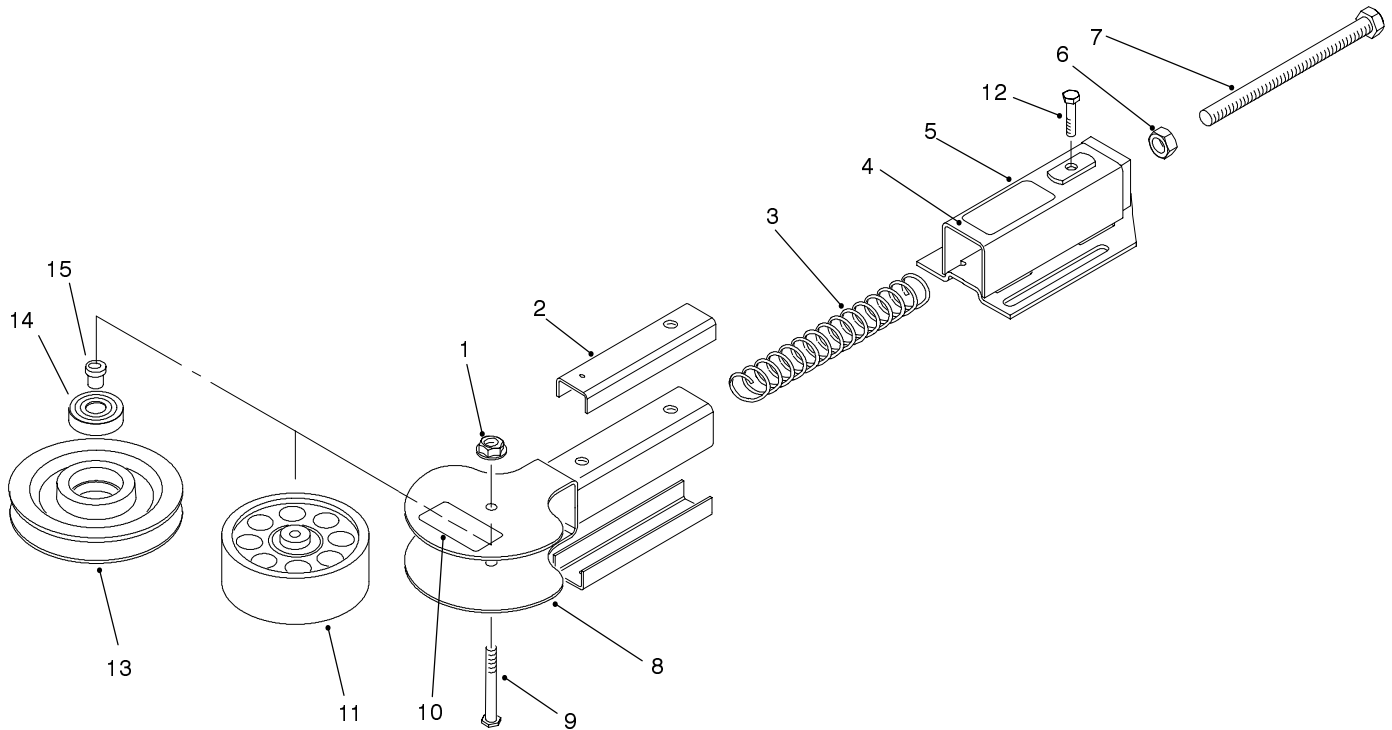
T-1459-3

Center Deck and Carrier Frame Assembly (Continued)

Ref. No.	Part No.	Description	No. Used
52	85-6410	Decal-Danger	1
54	92-5581	Ring-Retaining, Internal	2
55	92-5583	Washer	2
56	92-9726	Spring-Compression	2
57	92-8861	Cap	2
58	32148-10	Insert-Threaded	1
59	94-8020-03	Shield-Harness, Wire	2

Ref. No.	Part No.	Description	No. Used
60	94-8008	Plate-Wear	2
61	322-21	Screw-Cap, HH	4
62	3296-29	Nut-Lock	4
*	92-9727	HOC Cap Assembly (Incl. Ref. #54-57)	2
63	100-2584-01	Shield-Wire Harness	1

*Not Illustrated



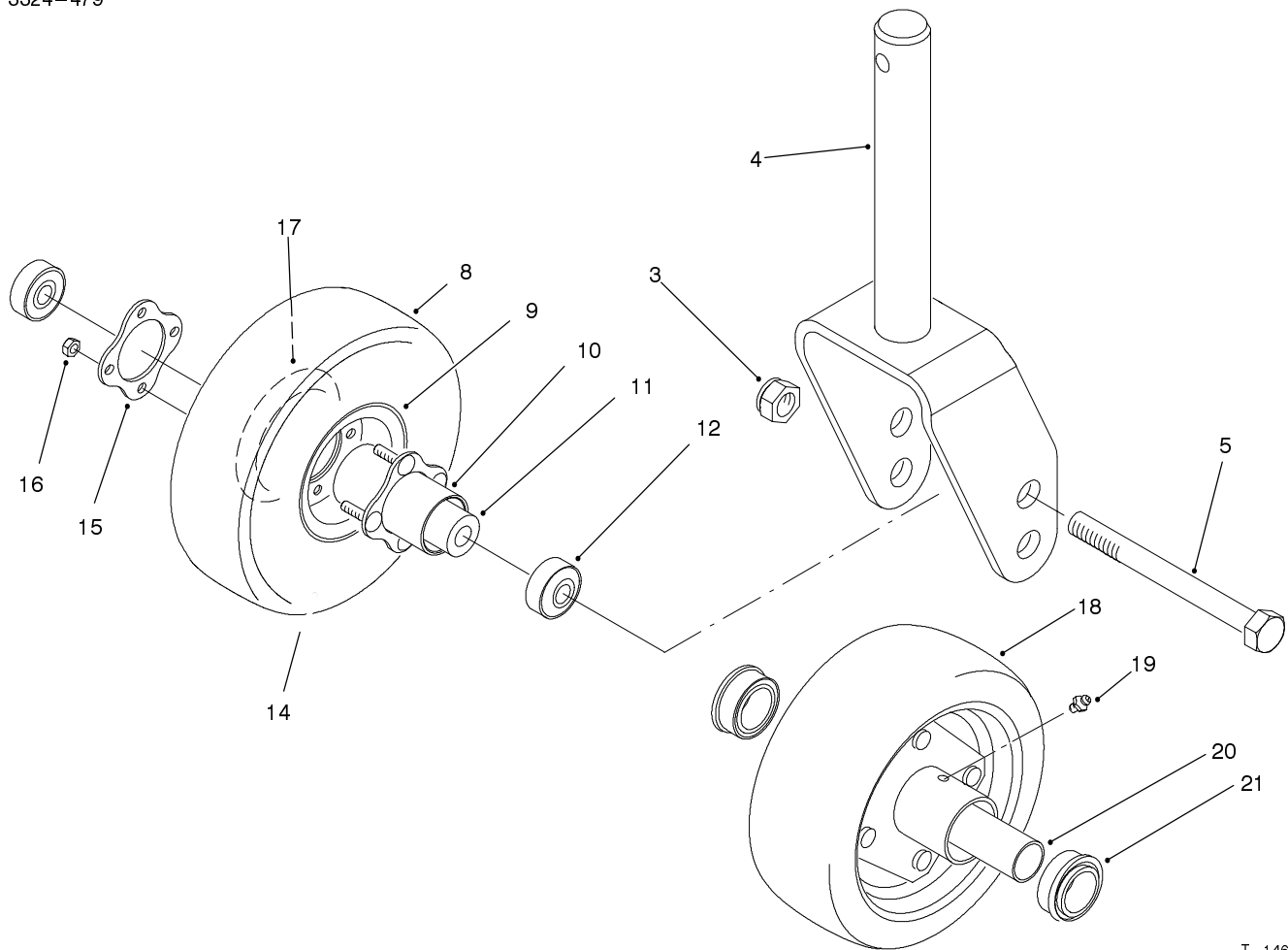
T-3482

Belt Tension Adjuster Assembly

Ref. No.	Part No.	Description	No. Used
1	32128-43	Nut-Lock, Flange Head	3
2	86-0060	Sleeve-Tube	6
3	92-7767	Spring-Compression (Wing Deck Adjustor) (Color-White)	2
*	92-7768	Spring-Compression (Center Deck Adjustor) (Color-Red)	1
4	86-2670	Decal-Belt	1
5	92-0626	Tube Assembly (Incl. Ref. #4)	3
6	3217-9	Nut-Jam	3

Ref. No.	Part No.	Description	No. Used
7	86-0050	Screw-Adjusting	3
8	95-4383	Yoke-Pulley (Incl. Ref. #10)	3
9	86-2000	Bolt-Head, Thin	3
10	55-4300	Decal-Warning	1
11	92-0625	Idler Pulley Assembly	2
12	322-5	Screw-HH	3
13	104-2355	V-Idler Pulley Assembly	1
14	38-7820	Bearing	2
15	100-2587	Spacer-Bearing	2

*Not Illustrated



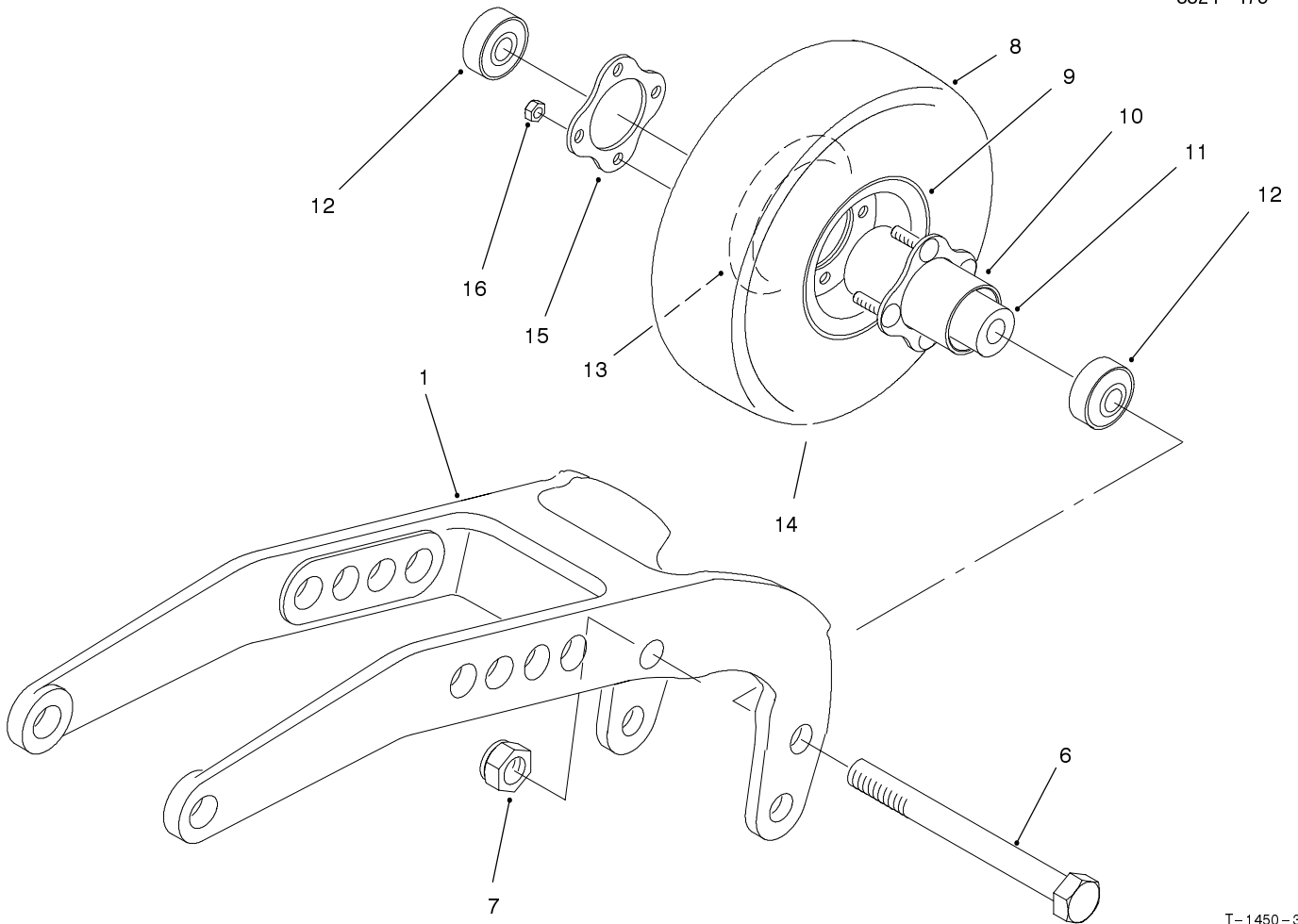
T-1461-3

Front Castor Fork Assembly

Ref. No.	Part No.	Description	No. Used
3	3296-53	Nut-Lock	2
4	92-7750-01	Fork (Used on Wing Units)	2
*	92-7752-01	Fork (Used on Center Unit)	2
5	327-24	Screw-Cap, HH	2
8	93-9939	Tire-8"	2
*	93-4243	Tire-10"	2
9	93-4239	Rim-Wheel	2
10	93-5980	Hub	2
11	93-4241	Spacer-Bearing	2
12	93-4237	Bearing-Castor	4
14	68-8950	8" Tube w/Valve	2
*	93-4244	10" Tube w/Valve	2
15	93-4242	Plate	2
16	32128-16	Nut-Lock, Hex	8
17	95-2741	Rim-Wheel	2

Ref. No.	Part No.	Description	No. Used
18	76-1880	Segmented 10" Wheel Optional (Incl. Ref. #19-21)	2
19	302-5	Fitting-Grease	2
20	251-332	Spacer-Inner	2
21	251-321	Bearing-Ball	2
*	93-9938	Wheel-8" (Used on Wing Units) (Incl. Ref. #8-17)	2
*	93-4240	Wheel-10" (Used on Center Unit) (Incl. Ref. #8-17)	2
*	93-5974	8" Foam Filled Wheel Assembly (Optional) (Incl. Ref. #8-12, & 15-17)	2
*	93-5973	10" Foam Filled Wheel Assembly (Optional) (Incl. Ref. #8-12, & 15-17)	2

*Not Illustrated



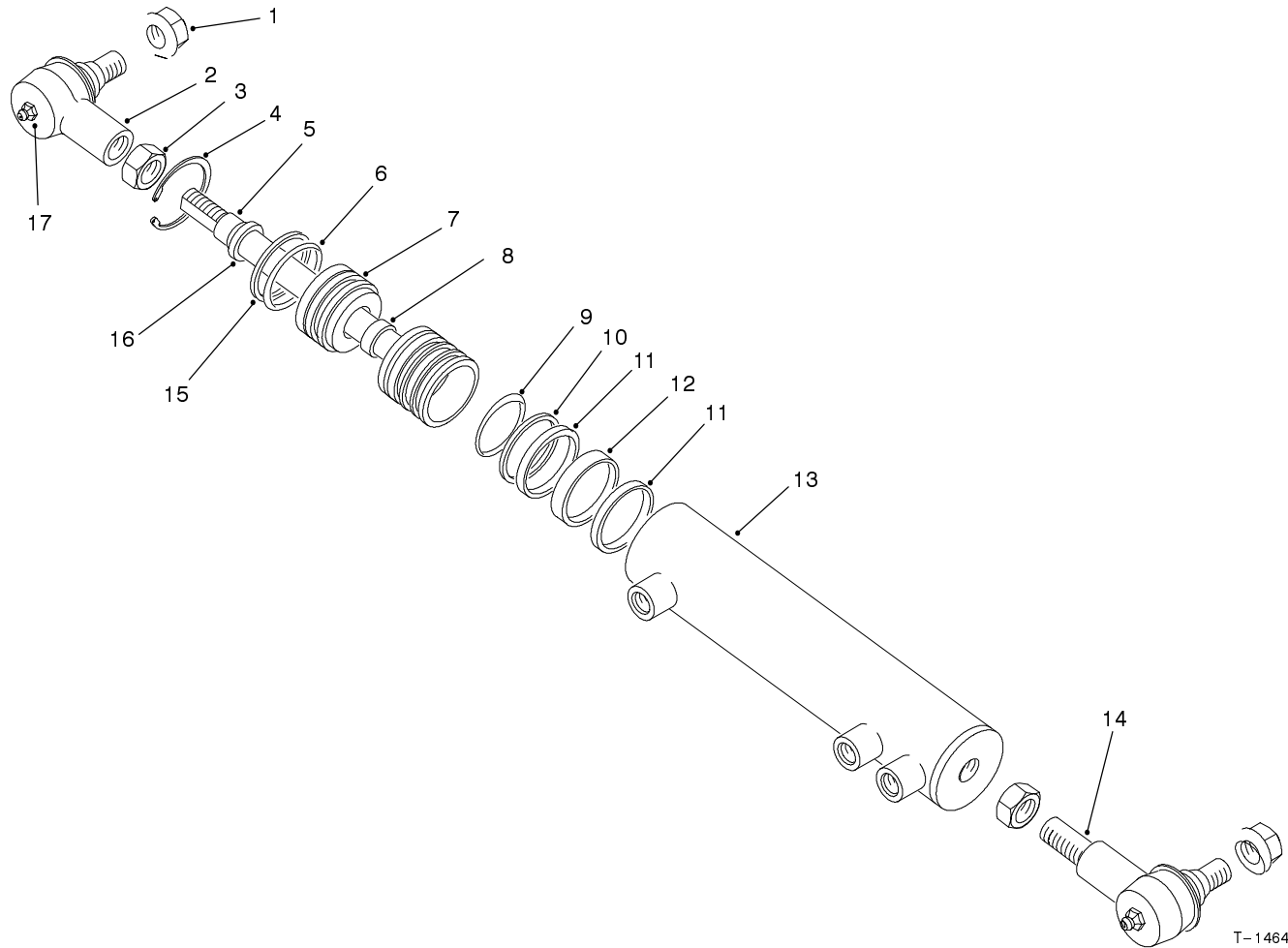
T-1450-3

Rear Pivot Arm Assembly

Ref. No.	Part No.	Description	No. Used
1	75-9790-01	Arm - Pivot, Rear	2
6	327-24	Screw - Cap, HH	2
7	3296-53	Nut - Lock	2
8	93-9939	Tire - 8"	2
9	93-4239	Rim - Wheel	2
10	93-5980	Hub	2
11	93-4241	Spacer - Bearing	2
12	93-4237	Bearing - Castor	4
13	95-2741	Rim - Wheel	2

Ref. No.	Part No.	Description	No. Used
14	68-8950	Tube - w/Valve	2
15	93-4242	Plate	2
16	32128-16	Nut - Lock, Flange	8
*	93-9938	Castor Wheel Assembly (Incl. Ref. #8-16)	2
*	93-5974	8" Foam Filled Wheel Assembly (Optional) (Incl. Ref. #8-13 & 15-16)	2

*Not Illustrated



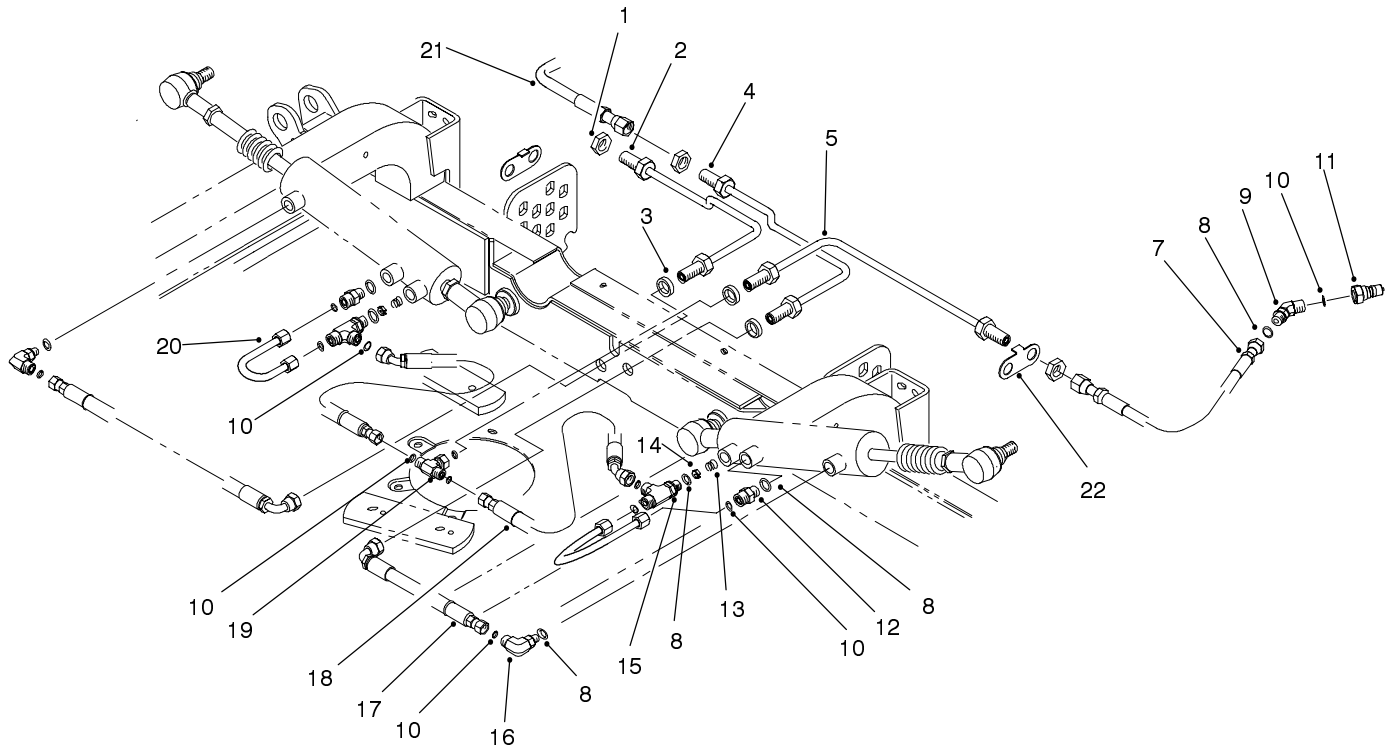
T-1464-1

Hydraulic Cylinder Assembly No. 86-2190

Ref. No.	Part No.	Description	No. Used
1	32128-54	Nut-Flange	2
2	92-5810-03	Rod End Assembly	1
3	84-5300	Nut-Jam	2
4		Ring-Retaining	1
5	92-0603	Piston & Rod Assembly	1
6		O-Ring	1
7	92-0604	Head-Ring, Retaining	1
8		U-Cup	1
9		O-Ring	1
10		Ring-Piston	1
11		Ring-Wear	2

Ref. No.	Part No.	Description	No. Used
12		Ring-Wear	1
13	92-0602	Barrel Assembly	1
14	92-5811-03	Rod End Assembly	1
15		Back-up	1
16		Wiper	1
17	302-5	Fitting-Grease	2
*	86-2190	Cylinder Assembly (Incl. Ref. 4-13 & 15-16)	1
*	92-0600	Kit-Seal (Incl. Ref. #4, 6, 8-12, 15 & 16)	1

*Not Illustrated

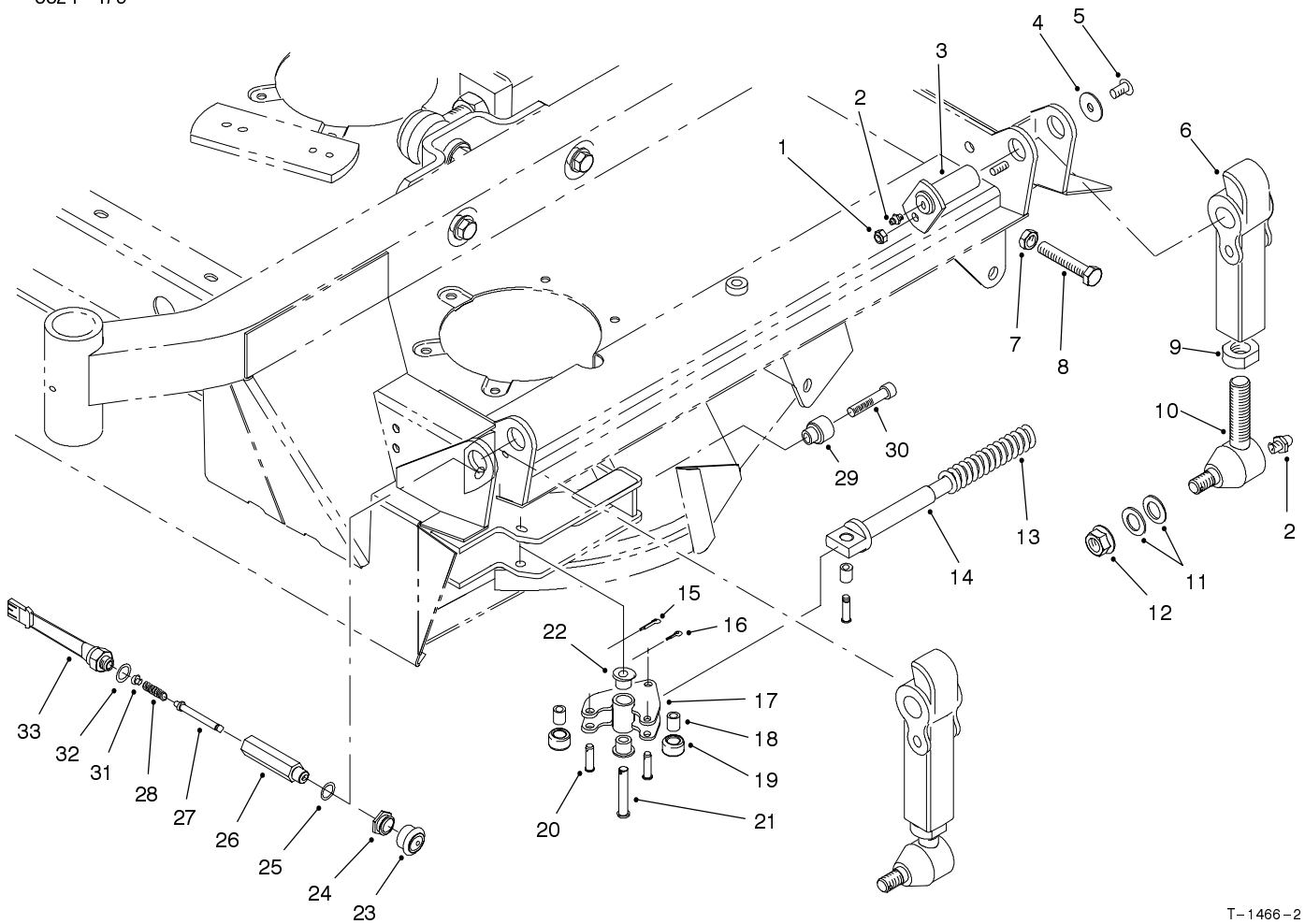


T-1460-1

Hydraulic Hose Assembly

Ref. No.	Part No.	Description	No. Used	Ref. No.	Part No.	Description	No. Used
1	340-70	Nut-Lock, Bulkhead	6	13	86-2630	Spring-Compression	2
2	86-2480	Tube Assembly	1	14	84-6403	Orifice	2
3	86-0690	Spacer	3	15	340-86	Fitting-Hydraulic, Tee (Incl. Ref. #8 & 10)	2
4	86-2490	Tube Assembly	1	16	340-77	Elbow-Hydraulic 90° (Incl. Ref. #8 & 10)	2
5	86-2470	Tube Assembly	1	17	86-2440	Hose Assembly	2
7	86-2460	Hose Assembly	2	18	86-2450	Hose Assembly	2
8	237-42	O-Ring	11	19	340-166	Fitting (Incl. Ref. #10)	1
9	340-87	Fitting-Hydraulic (Incl. Ref. #8 & 10)	3	20	86-2640	Cylinder Tube Assembly	2
10	237-22	O-Ring	12	21	86-1420	Hose-Hydraulic	1
11	86-5460	Nipple-Coupler	3	22	92-5807	Retainer-Hardlines	2
12	340-2	Adapter-Straight (Incl. Ref. #8 & 10)	2				

*Not Illustrated



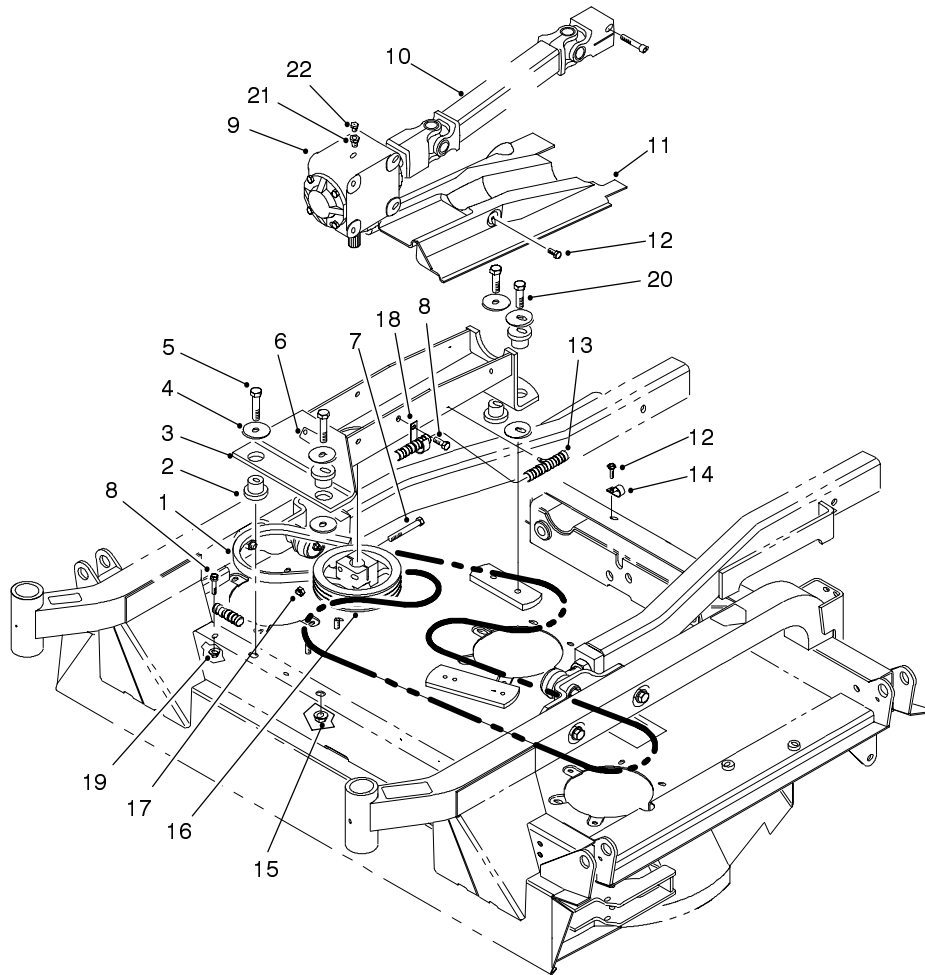
T-1466-2

Pivot Arm Assembly

Ref. No.	Part No.	Description	No. Used
1	3296-29	Nut-Lock	4
2	302-5	Fitting-Grease	8
3	84-1350	Pin-Pivot	4
4	53-6380	Washer	4
5	323-4	Screw-HH	4
6	84-0800-01	Arm-Pivot	4
7	3218-18	Nut-Jam	2
8	60-9870	Screw	2
9	86-2070	Nut	4
10	86-2080-01	Joint-Ball (Incl. Ref. #2)	4
11	86-1440	Washer-Lock	8
12	32128-54	Nut-Flange	4
13	86-2560-01	Spring	2
14	86-2650	Support-Spring	2
15	3272-9	Pin-Cotter	2
16	3272-5	Pin-Cotter	6

Ref. No.	Part No.	Description	No. Used
17	86-2150	Lock	2
18	86-2090	Bushing	6
19	86-2120	Roller	4
20	283-61	Pin-Clevis	6
21	86-2130	Pin-Clevis	2
22	86-2180	Bushing	4
23	94-8031	Boot	2
24	94-8029	Nut- Special	2
25	237-7	O-Ring	2
26	94-8023	Guide	2
27	94-8024	Plunger	2
28	43-8600	Spring-Compression	2
29	92-4036	Cap-Rod	2
30	92-4037	Screw-SHH	2
31	43-8610	Guide-Spring, Ball & Seat	2
32	237-42	O-Ring	2
33	72-4320	Switch-Ball, N.O.	2

*Not Illustrated

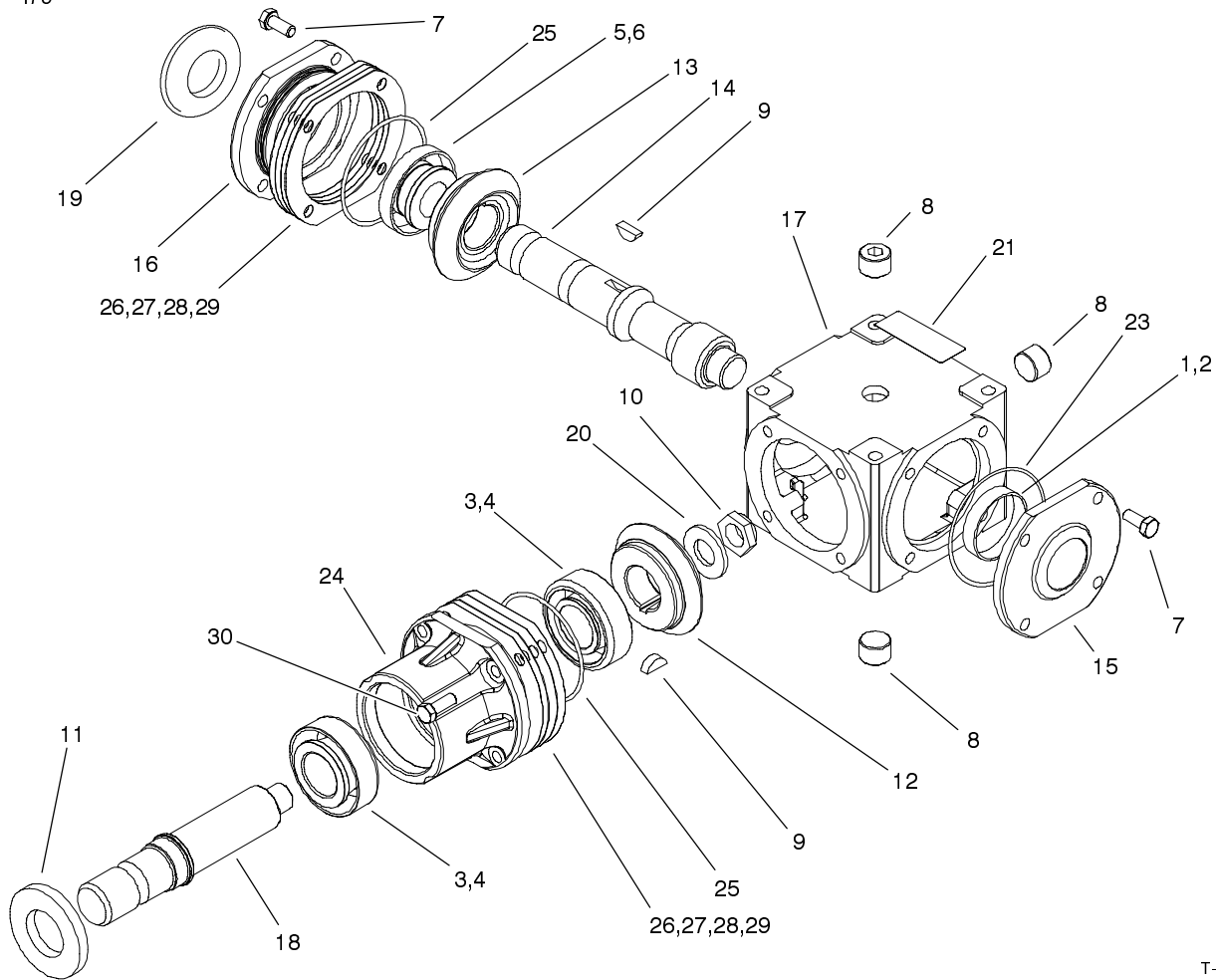


T-1455-2

Gear Box, Mount and Drive Shaft Assembly

Ref. No.	Part No.	Description	No. Used	Ref. No.	Part No.	Description	No. Used
1	86-1970	V-Belt	1	13	95-4375	Harness-Wire	1
2	84-1550	Mount-Rubber	4	14	2412-138	R-Clamp	1
3	86-2020-01	Support-Box, Gear	1	15	32128-23	Nut-HHF	2
4	86-1990	Washer	6	16	86-1410-03	Pulley-Gearbox, 6.50 Dia.	1
5	325-9	Screw-Cap, HH	2	*	86-3100	Pulley-Gearbox, 7.50 Dia. (Optional)	1
6	70-2560	Decal-Lube	1	17	3296-39	Nut-Lock	2
7	323-14	Screw-Cap, HH	2	18	2412-150	Clip-J	1
8	3234-1	Screw-Cap, HH	6	19	3290-357	Nut-Flange	2
9	100-2585	Box-Gear	1	20	325-7	Screw-Cap, HH	2
10	86-1730	Shaft-Drive	1	21	62-3550	Bushing-Reducer	1
11	86-1830	Cover-Shaft, Drive	1	22	62-3520	Valve-Relief, Pressure	1
12	32144-70	Screw-HHF	3				

*Not Illustrated



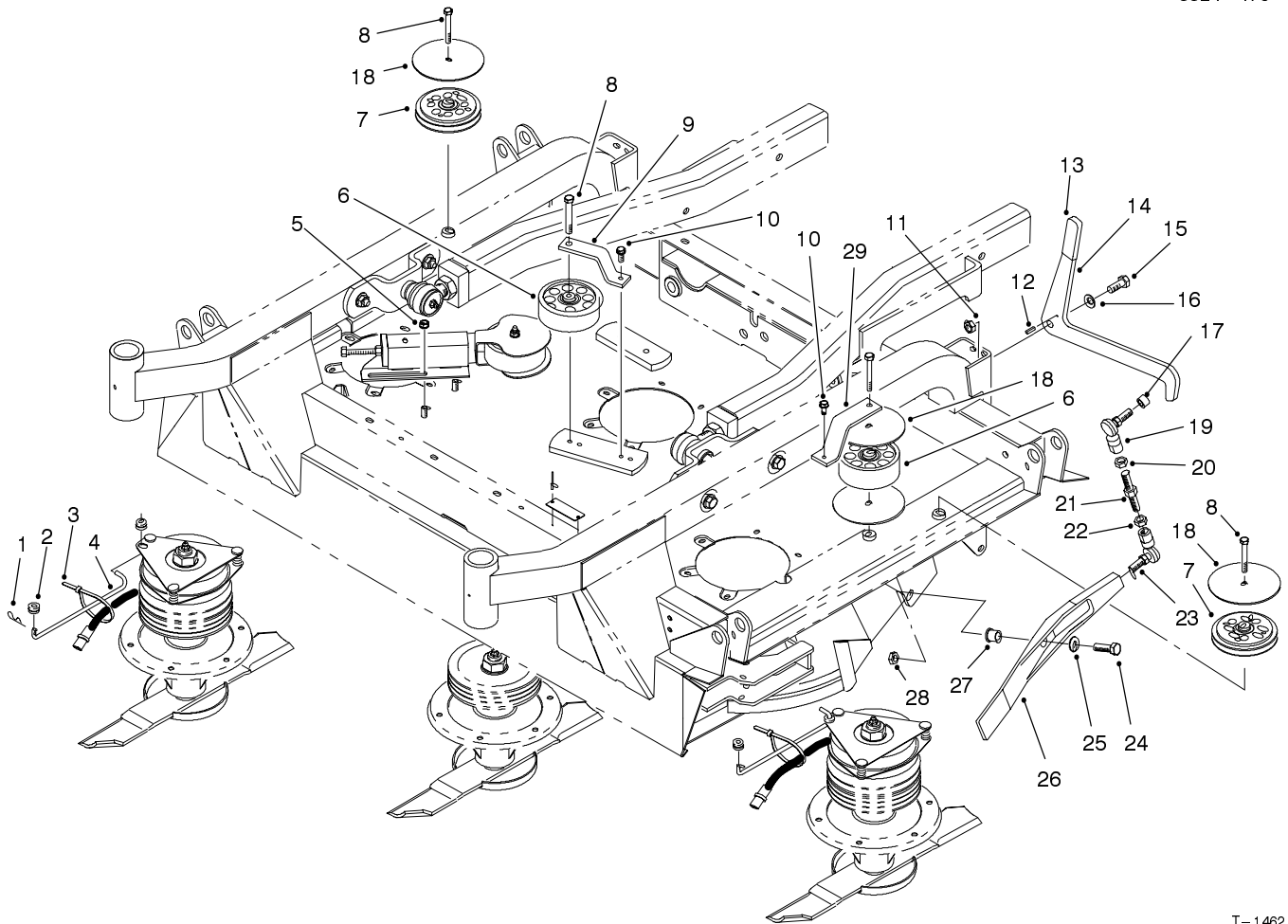
T-3570

Gear Box Assembly No. 100-2585

Ref. No.	Part No.	Description	No. Used
1	100-4571	Cup-Bearing	1
2	100-4572	Cone-Bearing	1
3	104-2359	Cup-Bearing	2
4	104-2360	Cone-Bearing	2
5	100-5817	Cup-Bearing	1
6	104-2358	Cone-Bearing	1
7	100-5818	Screw-HH	8
8	100-5812	Plug	3
9	100-4580	Key-Woodruff	2
10	100-1391	Nut-Lock	2
11	104-2361	Seal	1
12	104-2367	Gear, RH	1
13	104-2368	Gear, LH	1
14	104-2362	Shaft-Input	1
15	100-9984	Cap-End, Closed	1

Ref. No.	Part No.	Description	No. Used
16	104-2357	Cap-End, Open	1
17	100-5826	Case	1
18	104-2363	Shaft-Output	1
19	104-2364	Seal	1
20	100-5824	Washer	2
21	100-4584	Cover-Transparent	1
23	100-5847	O-Ring	1
24	104-2365	Housing-Pinion	1
25	100-5848	O-Ring	2
26	100-1394	Shim-Green (.003)	3
27	100-7758	Shim-Blue	3
28	100-1396	Shim-Brown (.010)	3
29	100-7760	Shim-Yellow	3
30	104-2366	Screw	4

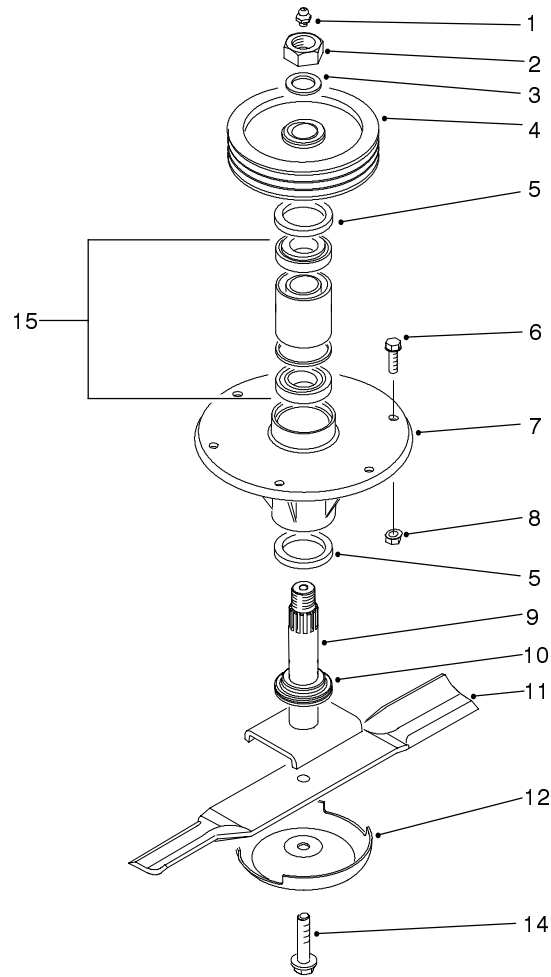
*Not Illustrated



T-1462-3

Center Deck Pulley Assembly

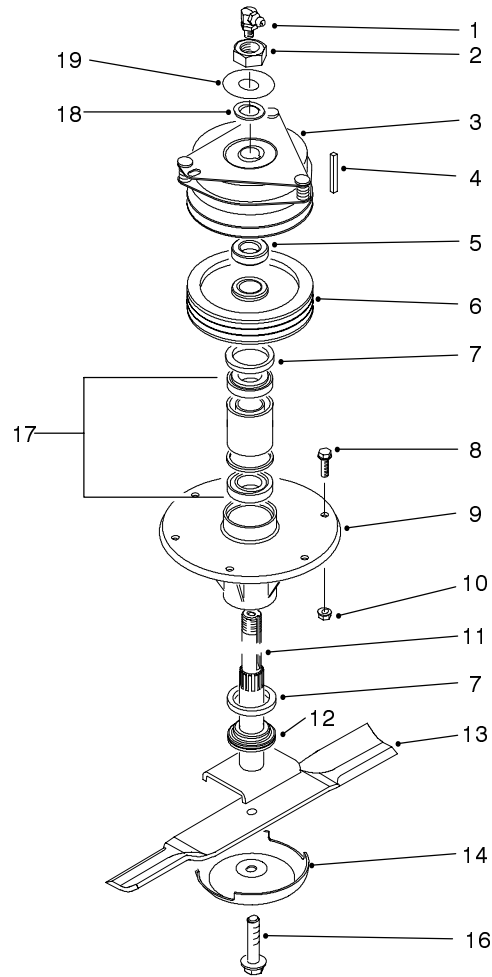
Ref. No.	Part No.	Description	No. Used	Ref. No.	Part No.	Description	No. Used
1	3290-467	Pin-Hair, Cotter	2	16	3290-483	Washer-Belleville	2
2	237-141	Grommet-Rubber	4	17	86-1560	Spacer	2
3	3290-378	Tie-Cable	2	18	86-2600	Washer	4
4	86-2590	Rod-Clutch	2	19	86-1490	Rod End-LH Thread	2
5	32128-19	Nut-Lock, Flange Hd.	2	20	3220-12	Nut-Jam, LH Thread	2
6	92-0625	Idler Pulley Assembly	2	21	86-1570	Rod-Threaded	2
7	92-9722	Idler Pulley Assembly	2	22	3220-5-01	Nut-Jam	2
8	323-13	Screw-Cap, HH	4	23	86-1550	Rod End-RH Thread	2
9	86-1820-01	Bracket-Pulley	1	24	325-7	Screw-Cap, HH	2
10	32144-70	Screw-HHF	2	25	3256-26	Washer-Flat	2
11	3296-25	Nut-Lock	2	26	92-4033-01	Trap-Door	2
12	32121-11	Pin-Roll	2	27	256-243	Bushing	2
13	48-7081	Cover-Handle	2	28	3296-25	Nut-Lock	2
14	86-2400-01	Latch-Arm	2	29	92-7766-01	Bracket-Support	1
15	325-5	Screw-Cap, HH	2				



T-1328-1

Spindle Assembly (Center)

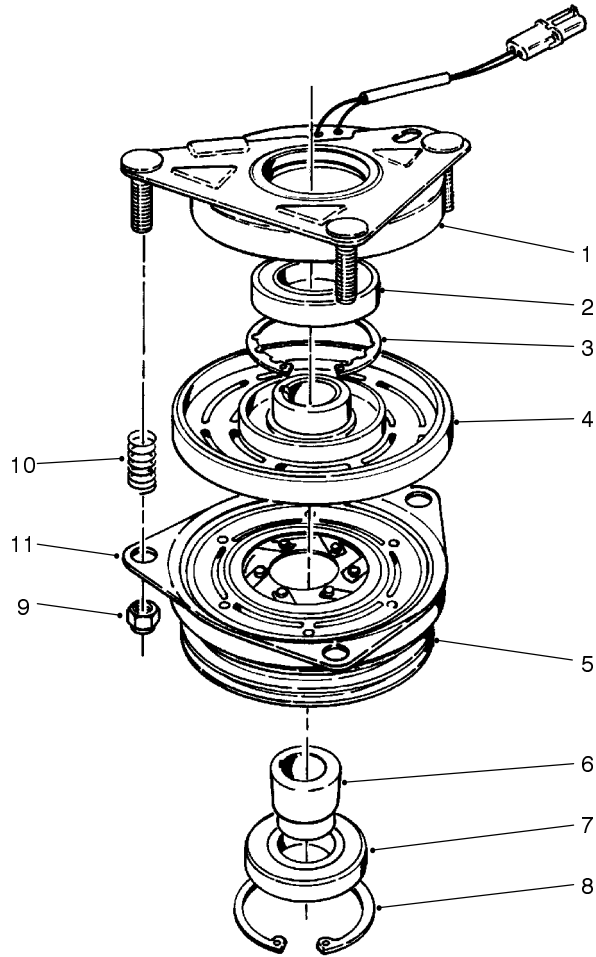
Ref. No.	Part No.	Description	No. Used	Ref. No.	Part No.	Description	No. Used
1	302-2	Fitting-Grease	1	8	3290-357	Nut-Lock, Flange Head	6
2	3296-49	Nut-Lock	1	9	95-4387	Shaft-Spindle	1
3	86-1480	Washer	1	10	92-9800	Spacer-Spindle	1
4	84-0780-01	Pulley	1	11	86-0010	Blade-19"	1
5	253-154	Seal-Oil	2	12	72-9361	Cup-Anti-Scalp	1
6	3234-11	Screw-HHF	6	14	92-5816	Bolt-Blade	1
7	69-1530	Housing-Spindle	1	15	71-2530	Bearing Assembly	1



T-1329-2

Spindle Assembly (Clutch)

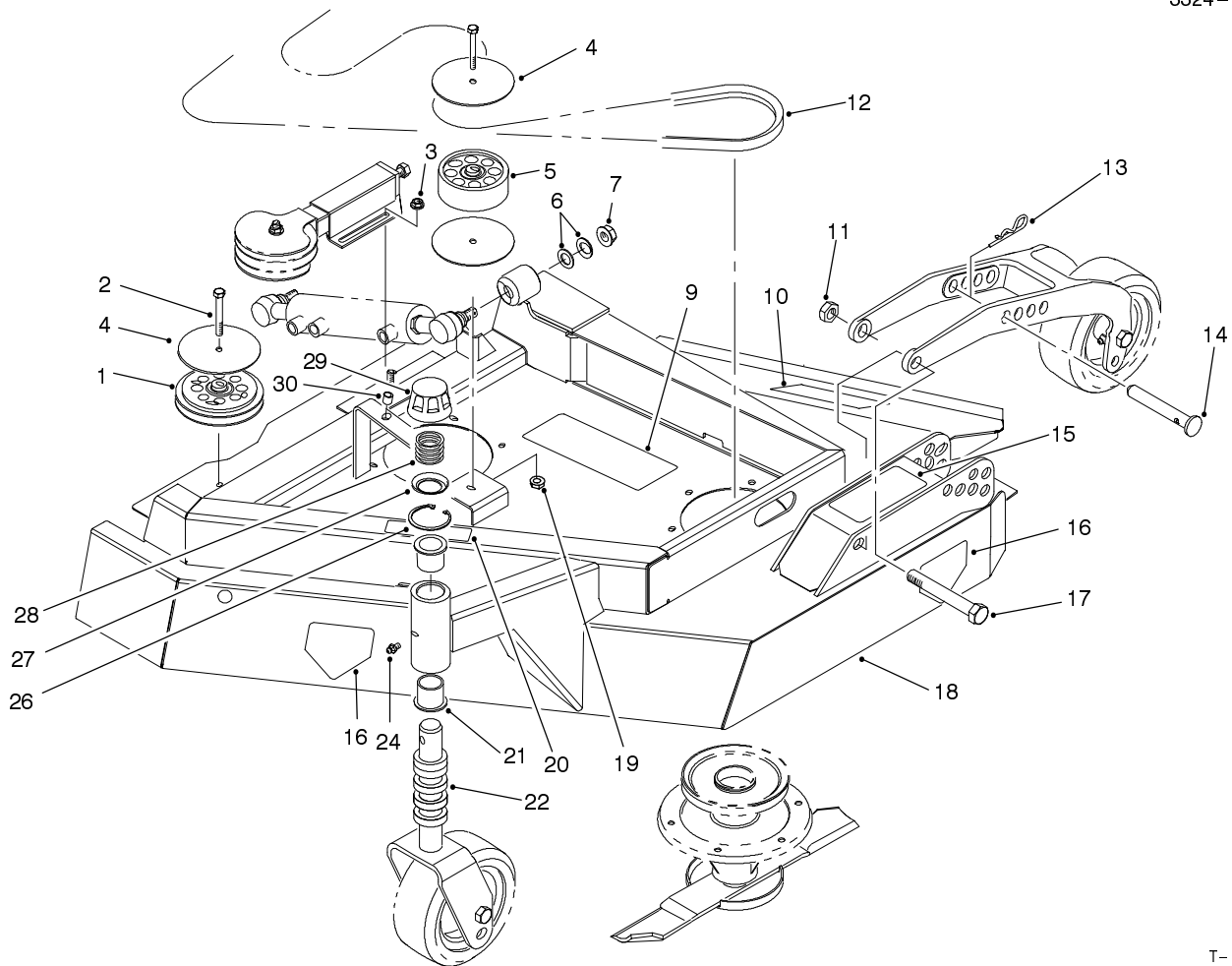
Ref. No.	Part No.	Description	No. Used	Ref. No.	Part No.	Description	No. Used
1	302-33	Fitting-Grease, 90°	1	10	3290-357	Nut-Flange	6
2	3296-49	Nut-Lock	1	11	95-4388	Shaft-Spindle	1
3	100-2559	Electric Clutch Assembly	1	12	92-9800	Spacer-Spindle	1
4	68-3220	Key-Square	1	13	86-0010	Blade-19"	1
5	86-1740	Spacer	1	14	72-9361	Cup-Anti-Scalp	1
6	84-0780-01	Pulley	1	16	92-5816	Bolt-Blade	1
7	253-154	Seal-Wave	2	17	71-2530	Bearing Assembly	1
8	3234-11	Screw-HHF	6	18	86-1480	Washer	1
9	69-1530	Housing-Spindle	1	19	94-8013	Washer	1



T-0544-1

Clutch Assembly No. 100-2559

Ref. No.	Part No.	Description	No. Used	Ref. No.	Part No.	Description	No. Used
1	67-7050	Field Rotor Assembly (Incl. Ref. #2-4)	1	6	67-7080	Collar-Bearing	1
2		Bearing-Field	1	7	67-7090	Bearing-Pulley	1
3		Ring-Retaining	1	8	67-7060	Ring-Retaining	1
4		Field Coil Assembly	1	9	3296-6	Nut-Lock	3
5	104-2370	Armature & Pulley Assemlly (Incl. Ref. #6-8)	1	10	44-8320	Spring	3
				11	67-7100	Plate-Brake	1

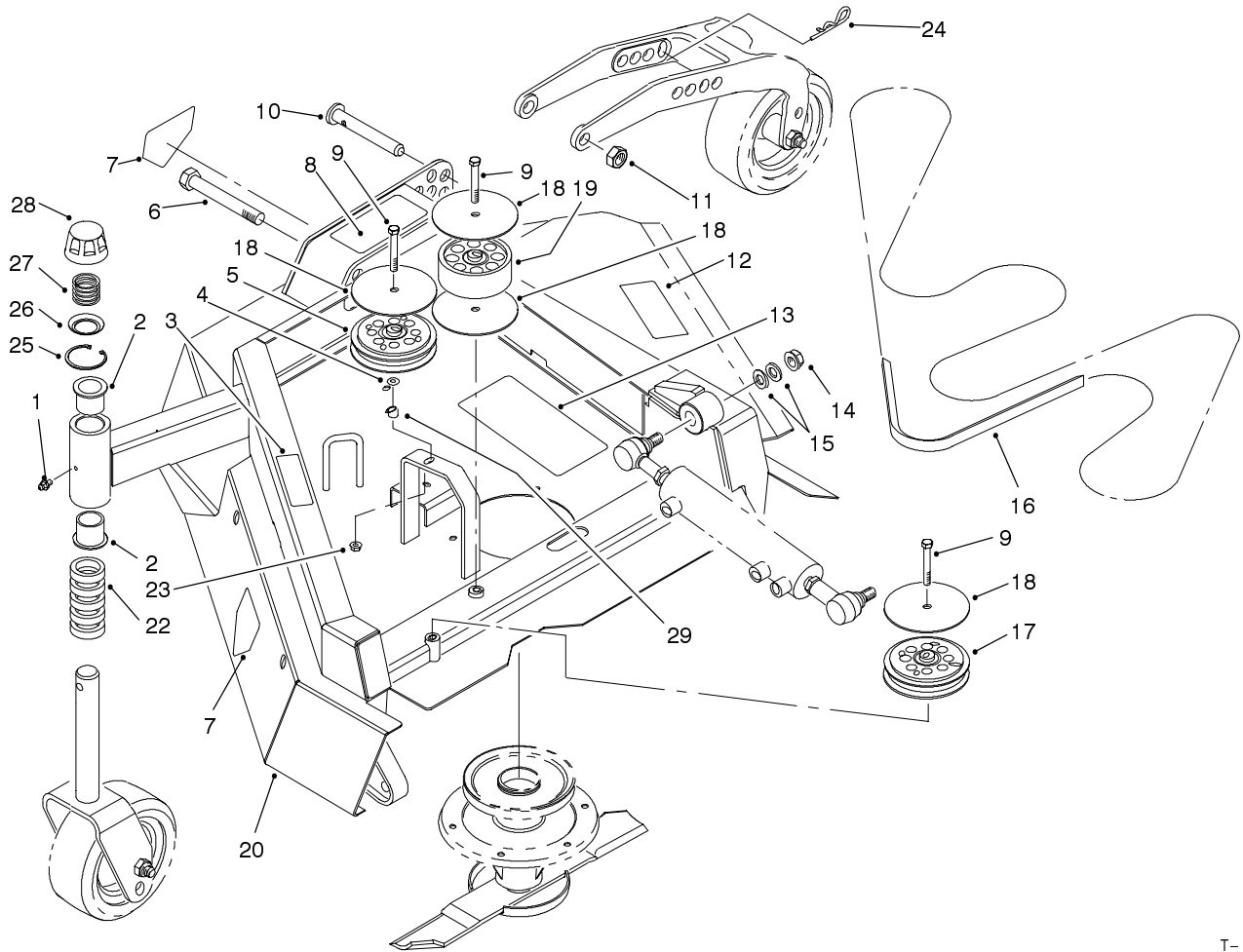


T-1454-3

Left Hand Wing Deck Assembly

Ref. No.	Part No.	Description	No. Used	Ref. No.	Part No.	Description	No. Used
1	92-9722	V-Idler Pulley Assembly	2	18	92-7756	Wing Deck Assembly LH (Incl. Ref. #9, 10, 15, 16, 20, 21 & 30)	1
2	323-13	Screw-Cap, HH	2	19	32128-29	Nut-Lock, Flange	1
3	32128-19	Nut-Lock, Flange Head	2	20	85-6410	Decal-Danger	1
4	86-2600	Washer-Guide, Belt	3	21	69-6470	Bushing	2
5	92-0625	Idler Pulley Assembly	1	22	69-1510	Spacer	5
6	86-1440	Washer-Flat	2	24	302-5	Fitting-Grease	1
7	32128-54	Nut-Flange	1	26	92-5581	Ring-Retaining, Internal	1
9	86-0750	Decal-Belt, LH	1	27	92-5583	Washer	1
10	66-1340	Decal-Danger	1	28	92-9726	Spring-Compression	1
11	3296-15	Nut-Lock	1	29	92-8861	Cap	1
12	100-2588	V-Belt	1	30	32148-10	Insert-Threaded	1
13	3290-256	Pin-Cotter, Hair	1	*	92-9727	HOC Cap Assembly (Incl. Ref. #26-29)	1
14	86-2010	Pin-HOC, Wing	1				
15	86-0710	Decal-HOC	1				
16	43-8480	Decal-Danger	2				
17	3216-6	Screw-Cap, HH	1				

*Not Illustrated

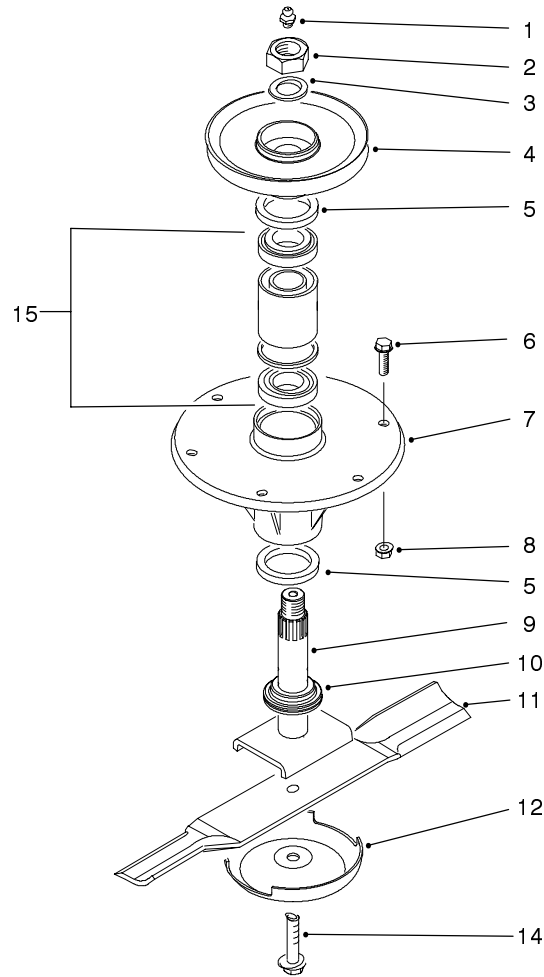


T-1452-3

Right Hand Wing Deck Assembly

Ref. No.	Part No.	Description	No. Used	Ref. No.	Part No.	Description	No. Used
1	302-5	Fitting-Grease	1	17	92-9722	Idler Pulley Assembly	1
2	69-6470	Bushing	2	18	86-2600	Washer-Guide, Belt	4
3	85-6410	Decal-Danger	1	19	92-0625	Idler Pulley Assembly	1
4	3256-35	Washer-Flat	1	20	92-7758	RH Wing Deck Assembly (Incl. Ref. #2, 3, 7, 8, 12, 13 & 29)	
5	104-2355	Idler Pulley Assembly	1	22	69-1510	Spacer-Fork	5
6	3216-6	Screw-Cap, HH	1	23	32128-29	Nut-Lock	1
7	43-8480	Decal-Danger	2	24	3290-256	Pin-Cotter, Hair	1
8	86-0700	Decal-HOC	1	25	92-5581	Ring-Retaining, Internal	1
9	323-13	Screw-Cap, HH	3	26	92-5583	Washer	1
10	86-2010	Pin-Pivot, HOC	1	27	92-9726	Spring-Compression	1
11	3296-15	Nut-Lock	1	28	92-8861	Cap	1
12	66-1340	Decal-Danger	1	29	32148-10	Insert-Threaded	1
13	86-0760	Decal	1	*	92-9727	HOC Cap Assembly (Incl. Ref. #25-28)	1
14	32128-54	Nut-Flange	1				
15	86-1440	Washer-Flat	2				
16	100-2588	V-Belt	1				

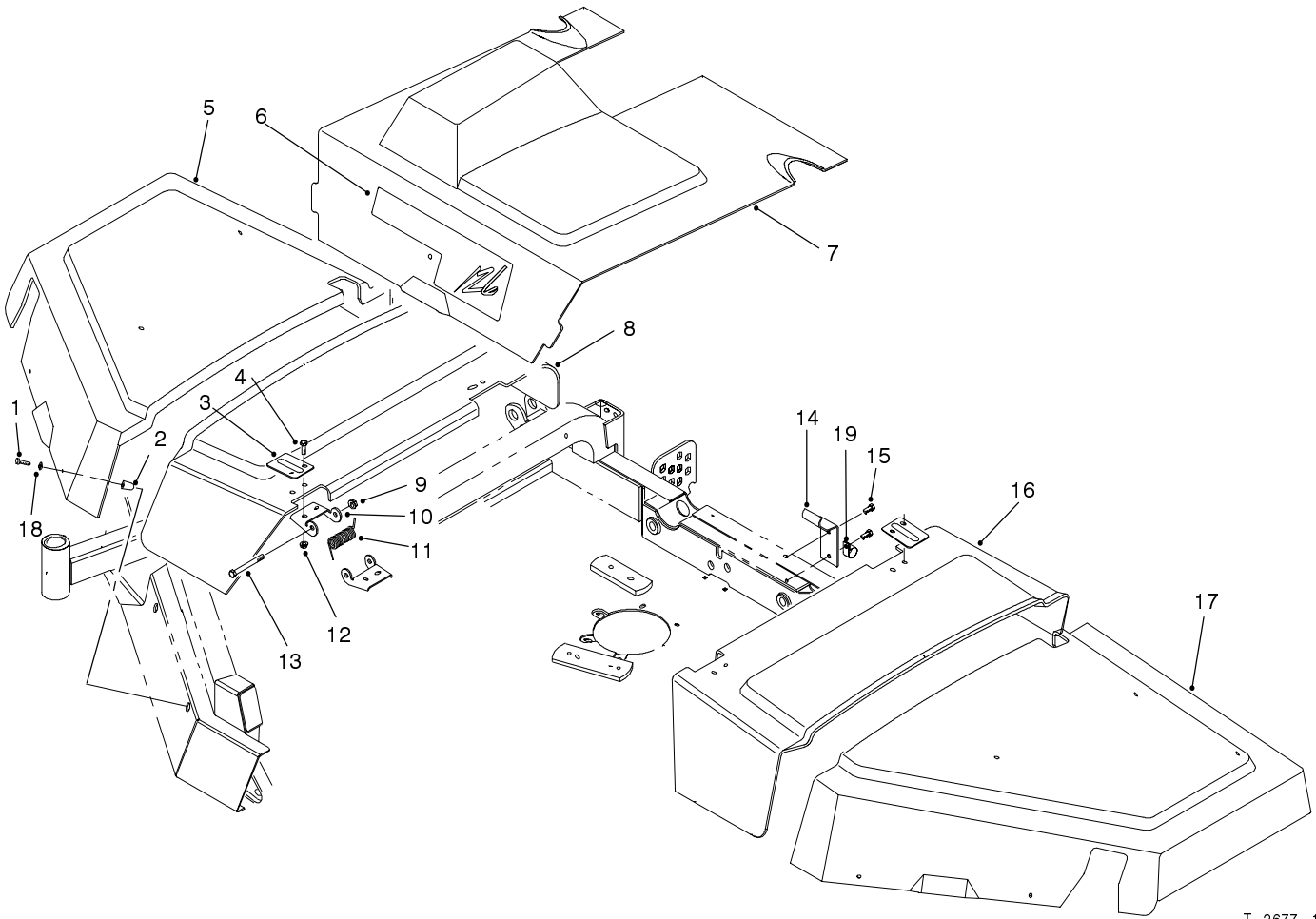
*Not Illustrated



T-1327-1

Spindle Assembly (Wings)

Ref. No.	Part No.	Description	No. Used	Ref. No.	Part No.	Description	No. Used
1	302-2	Fitting-Grease	1	8	3290-357	Nut-Flange	6
2	3296-49	Nut-Lock	1	9	95-4387	Shaft-Spindle	1
3	86-1480	Washer	1	10	92-9800	Spacer-Spindle	1
4	104-2354-03	Pulley	1	11	86-0010	Blade-19"	1
5	253-154	Seal-Oil	2	12	72-9361	Cup-Anti-Scalp	1
6	3234-11	Screw-HHF	6	14	92-5816	Bolt-Blade	1
7	69-1530	Housing-Spindle	1	15	71-2530	Bearing Assembly	1



T-2677-1

Cover Assembly

Ref. No.	Part No.	Description	No. Used
1	3250-20	Screw-PPH	8
2	86-0790	Button-Guard	8
3	86-1900-03	Plate-Hinge	4
4	3234-29	Screw-Cap, Flange Head	8
5	86-1840	Cover-RH	1
6	86-0770	Decal-Quadfloat	1
7	86-1860	Cover-Center	1
8	86-1870	Cover-Center, RH	1
9	3296-59	Nut-Lock, Flange Head	4
10	86-1890-03	Hinge	4

Ref. No.	Part No.	Description	No. Used
11	86-1920	Spring-Torsion	2
12	32128-20	Nut-Lock, Flange Head	8
13	323-15	Screw-Cap, HH	4
14	86-2660-01	Stop-Cover	1
15	32144-70	Screw	2
16	86-1880	Cover-Center, LH	1
17	86-1850	Cover-LH	1
18	3256-67	Washer-Flat	8
19	2412-138	R-Clamp	1

TABLE OF CONTENTS

Description	Page	Description	Page
Frame and Body Assembly	1-2	Radiator Assembly	57
Front Transaxle Installation Assembly	3-4	Additional Weight Assembly	58
Transaxle No. 99-7566	5	Rear Axle Assembly	
Hydraulic Motor No. 92-2556-01	6	(Model No. 30450 Only)	59-60
Front Axle Assembly	7	Hydraulic Cylinder No. 94-8142	
Brake Linkage Assembly	8	(Model No. 30450 Only)	61
Traction and Brake Pedals Assembly	9	Rear Axle Assembly	
Steering Tower Assembly	10-11	(Model No. 30455 Only)	62-63
Power Steering Valve No. 92-9729	12	Hydraulic Cylinder No. 98-3806	
Seat Plate Assembly	13	(Model No. 30455 Only)	64
Seat Assembly	14	Hydraulic Motor No. 99-7502	
Low Seat Assembly (Optional)	15	(Model No. 30455 Only)	65
Electrical Schematic	16	Rear Axle Assembly No. 95-7500	
Control Console Assembly	17	Bevel Pinion Shaft Assembly	66
Gage Panel Assembly	18	Rear Axle Assembly No. 95-7500	
Lift Valve Installation Assembly	19	Differential Assembly	67
Lift Valve No. 92-7762	20	Rear Axle Assembly No. 95-7500	
Fuel Tank Assembly	21	Axle Support Assembly	68
Fuel Filter Assembly No. 76-5300	22	Rear Axle Assembly No. 95-7500	
Hydraulic Schematic Model No. 30450	23	Bevel Gear Case Assembly	69
Hydraulic Schematic Model No. 30455	24	Rear Axle Assembly No. 95-7500	
Hydraulic Reservoir Assembly	25-26	Bevel Gear Shaft Assembly	70
PTO Shaft and Clutch Assembly	27	Rear Axle Assembly No. 95-7500	
Clutch Assembly No. 98-7250	28	Axle Case Assembly	71
Hydraulic Pump Installation Assembly	29-30	Rear Axle Assembly No. 95-7500	
Gear Pump Assembly No. 94-8297	31	Axle Assembly	72
Traction Pump Assembly No. 86-5590	32	Lift Arm Assembly	73
Hydraulic Pump Fittings Assembly	33-34	Hydraulic Cylinder No. 86-5580	74
Solenoid Valve Assembly No. 76-9970		R.O.P.S. Assembly	75
(Model No. 30455 Only)	35	Drive Shaft Assembly No. 86-1730	76
Engine & Battery Installation Assembly	36	Center Deck and Carrier Frame Assembly	77-78
Engine Plumbing Assembly	37	Belt Tension Adjustor Assembly	79
Muffler and Air Cleaner Installation Assembly	38	Front Castor Fork Assembly	80
Crankcase Assembly	39	Rear Pivot Arm Assembly	81
Crankshaft Assembly	40-41	Hydraulic Cylinder No. 86-2190	82
Cylinder Head Assembly	42-44	Hydraulic Hose Assembly	83
Camshaft and Fan Support Assembly	45	Pivot Arm Assembly	84
Timing Cover	46	Gear Box, Mount and Drive Shaft Assembly	85
Intake and Exhaust Manifold Assembly	47	Gear Box Assembly No. 94-8295	86
Oil Pump Assembly	48	Center Deck Pulley Assembly	87
Collector Assembly	49	Spindle Assembly (Center)	88
Water Pump Assembly	50	Spindle Assembly (Clutch)	89
Fuel Injection Pump Assembly	51	Clutch Assembly No. 86-1710	90
Fuel Injector Assembly	52	Left Hand Wing Deck Assembly	91
Alternator Assembly	53	Right Hand Wing Deck Assembly	92
Starter Assembly	54	Spindle Assembly (Wings)	93
Glow Plug and Glow Relay Assembly	55	Cover Assembly	94
Air Cleaner No. 93-7485	56		

