



Power Clear® 721 Snowthrower Souffleuse à neige Power Clear® 721

Quick Start Guide/Guide de Démarrage Rapide

*

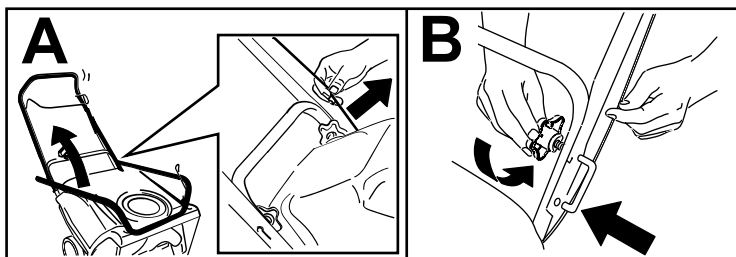
<p align="center">Register your product. Enregistrer votre produit.</p> <p>THE TORO COMPANY 8111 Lyndale Avenue South Bloomington, MN 55420-1398 USA PATENT: www.toroparts.com www.toro.com MODEL NO.: 3XXX SERIAL NO.: 00000000 TOLL-FREE NUMBER: USA 1-866-338-6235 CAN 1-866-454-0033 CAN ICES-2/NRMB-2 COUNTRY OF ORIGIN: MEXICO 22 1504317</p>	<p align="center">▲ WARNING</p> <p align="center">CALIFORNIA Proposition 65 Warning</p> <p>The engine exhaust from this product contains chemicals known to the State of California to cause cancer, birth defects, or other reproductive harm.</p> <p>Use of this product may cause exposure to chemicals known to the State of California to cause cancer, birth defects, or other reproductive harm.</p>
--	--

For the *Operator's Manual*, the complete warranty details, or to register your product, use the QR code, or visit www.Toro.com.
Pour vous procurer le Manuel de l'utilisateur, des détails complets sur la garantie ou pour enregistrer votre produit, utilisez le code QR ou rendez-vous sur www.Toro.com.

<p>Read the <i>Operator's Manual</i>.</p> <p>Lisez le <i>Manuel de l'utilisateur</i>.</p>	<p>Cutting/dismemberment hazards of hand or foot, impeller and auger.</p> <p>Risque de coupure/mutilation des mains ou des pieds par la turbine et la vis sans fin</p>	<p>Do not place your hand in the chute; shut off the engine before leaving the operator's position and use a tool to clear the chute.</p> <p>Ne placez pas la main dans la goulotte ; coupez le moteur avant de quitter la position d'utilisation et dégagez la goulotte avec un outil.</p>	<p>Remove the ignition key and read the instructions before servicing or performing maintenance.</p> <p>Retirez la clé de contact et lisez les instructions avant de procéder à l'entretien ou à des révisions.</p>	<p>Fuel spill hazard—do not tip the machine backward.</p> <p>Risque de déversement de carburant – n'inclinez pas la machine en arrière.</p>
<p>Thrown object hazard</p> <p>Risque de projections d'objet</p>	<p>Keep bystanders a safe distance away from the machine.</p> <p>Tenez tout le monde à une distance suffisante de la machine.</p>	<p>Shut off the engine and wait for the auger to stop before leaving the machine.</p> <p>Coupez le moteur et attendez l'arrêt complet de la vis sans fin avant de quitter la machine.</p>	<p>Stay away from moving parts; keep all guards and shields in place.</p> <p>Ne vous approchez pas des pièces mobiles, et laissez toutes les protections et tous les capots en place.</p>	

You may also mail us a written request for a printed copy of the product warranty.
Vous pouvez également nous envoyer une demande écrite pour obtenir une copie imprimée de la garantie du produit.

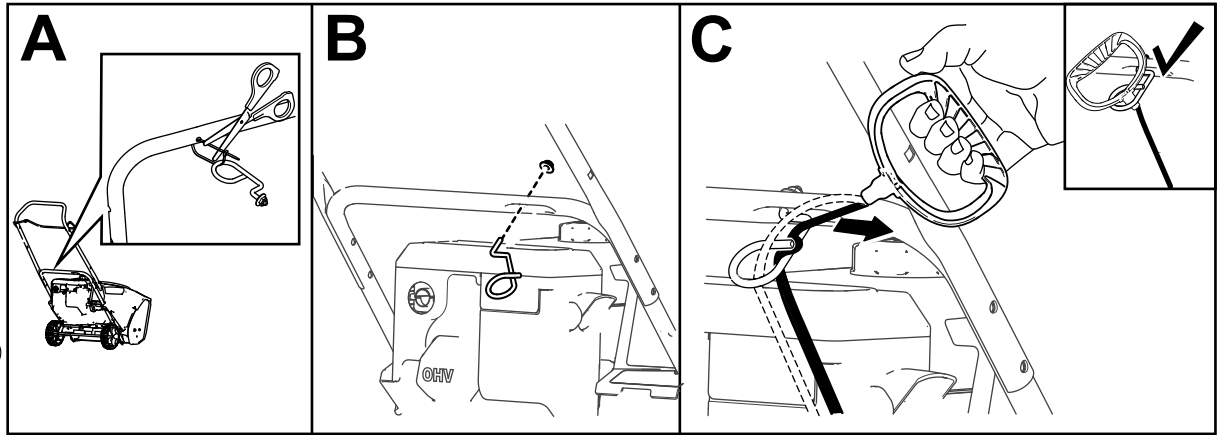
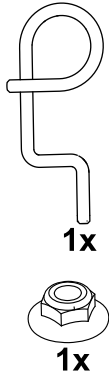
1



g287663

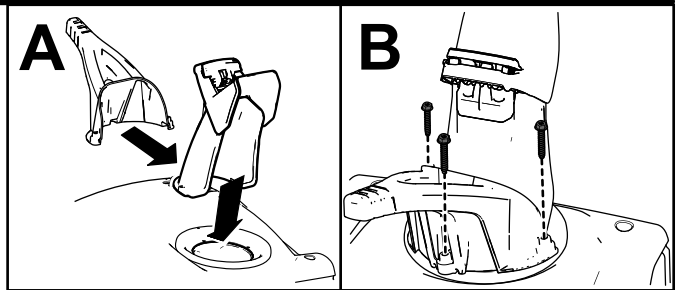

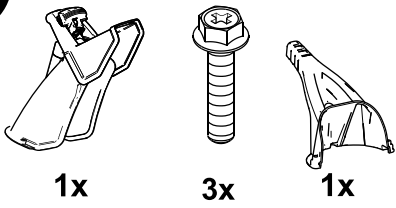


2

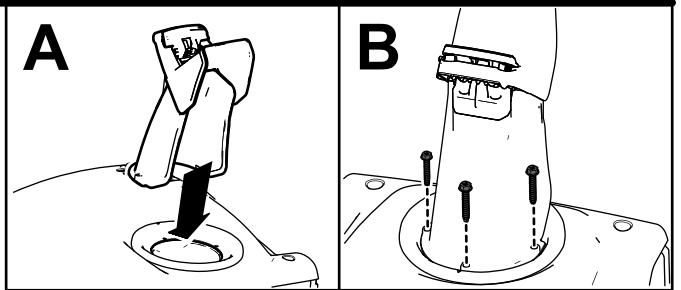

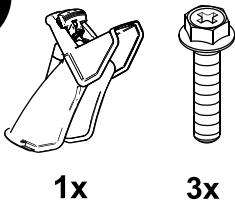


g286483

3

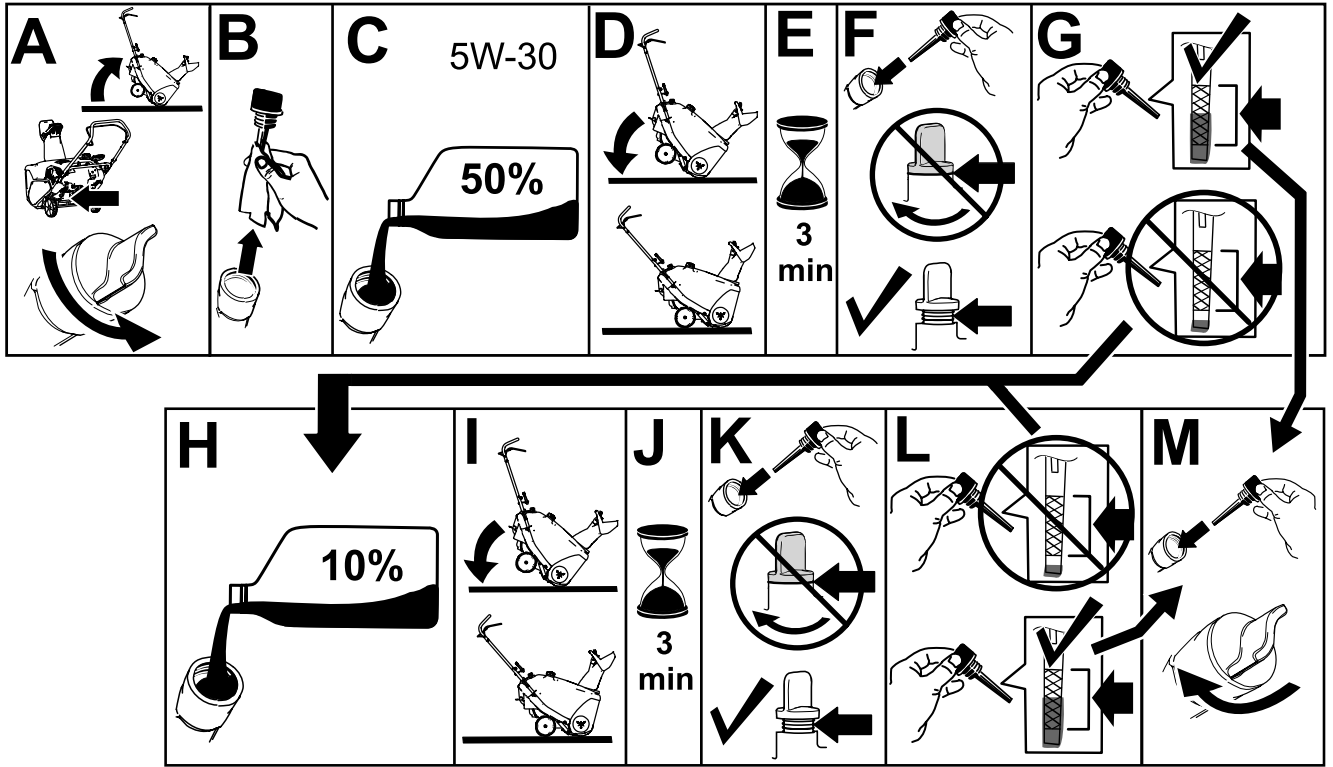


3



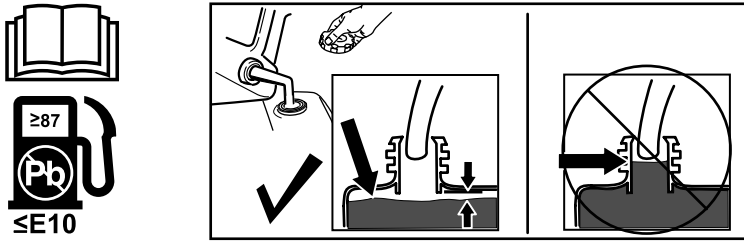
g286618

4

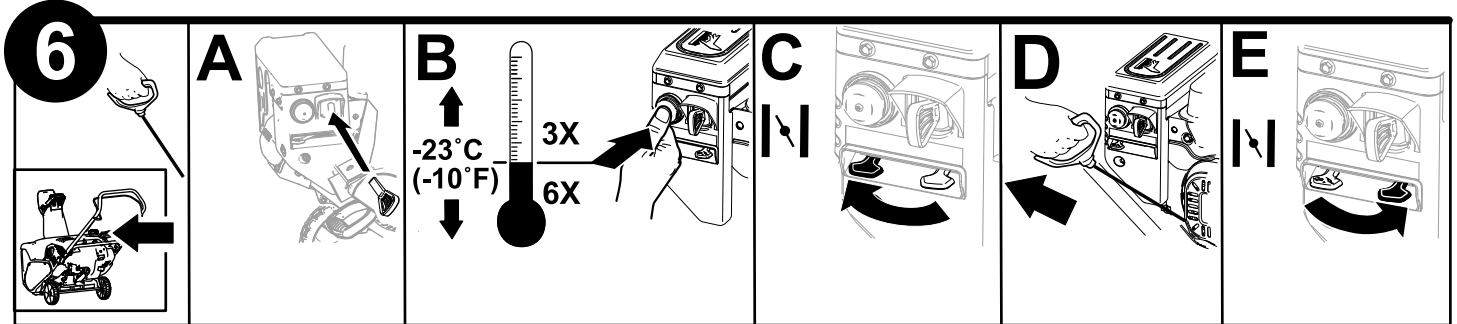
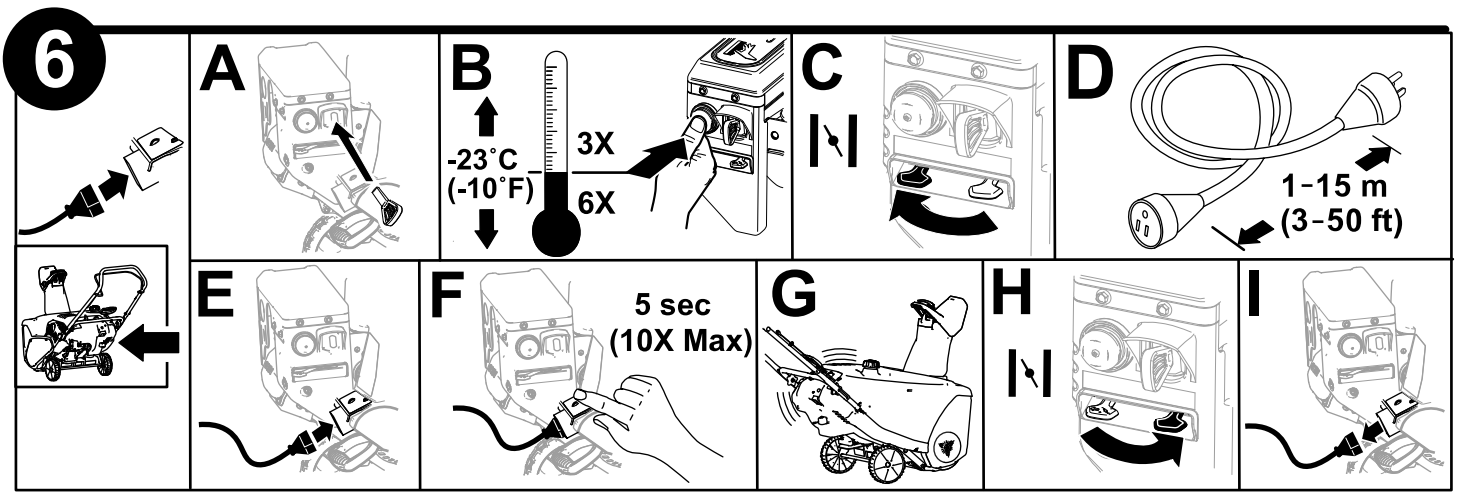


g286445

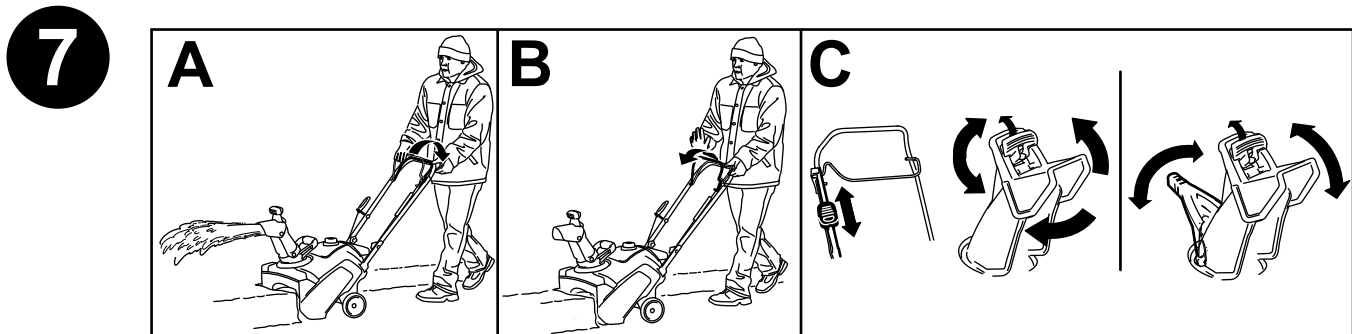
5



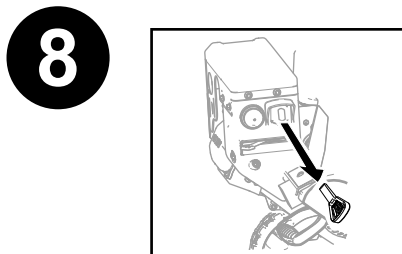
g257567



g286620



g286621



g286622

Notes:

Notes:



Count on it.