



Count on it.

Parts Catalog

Groundsmaster® 4000

Rotary Mower

Model No. 30609—Serial No. 313000001 and Up



Ordering Replacement Parts

To order replacement parts, please supply the part number, the quantity, and the description of each part desired.

Understanding Reference Numbers

Each identified part in an illustration has a reference number. The reference number for a part also appears in the parts list, along with other information about the part.

This catalog uses two special reference number formats, one to indicate parts in a service assembly and another to indicate the quantity of a given part in an illustration.

Service Assembly Reference Numbers

Parts in service assemblies have reference numbers in the form a:b. The a represents the reference number of the entire service assembly and the b represents a sequential number unique to each part within the service assembly.

For example, a wheel assembly might be identified by reference number 6, the tire by 6:1, the valve by 6:2, and the wheel by 6:3. When you order the assembly identified by reference number 6, you receive all parts identified by reference numbers 6:1, 6:2, and 6:3. However, you may also order any part individually. Reference numbers of this type appear in illustration and in parts lists.

Reference Numbers Indicating Quantity

In an illustration, if a reference number indicates more than one part, the reference number has the form nX y. The n represents the quantity of the part, the X is the multiplication symbol, and the y represents the reference number.

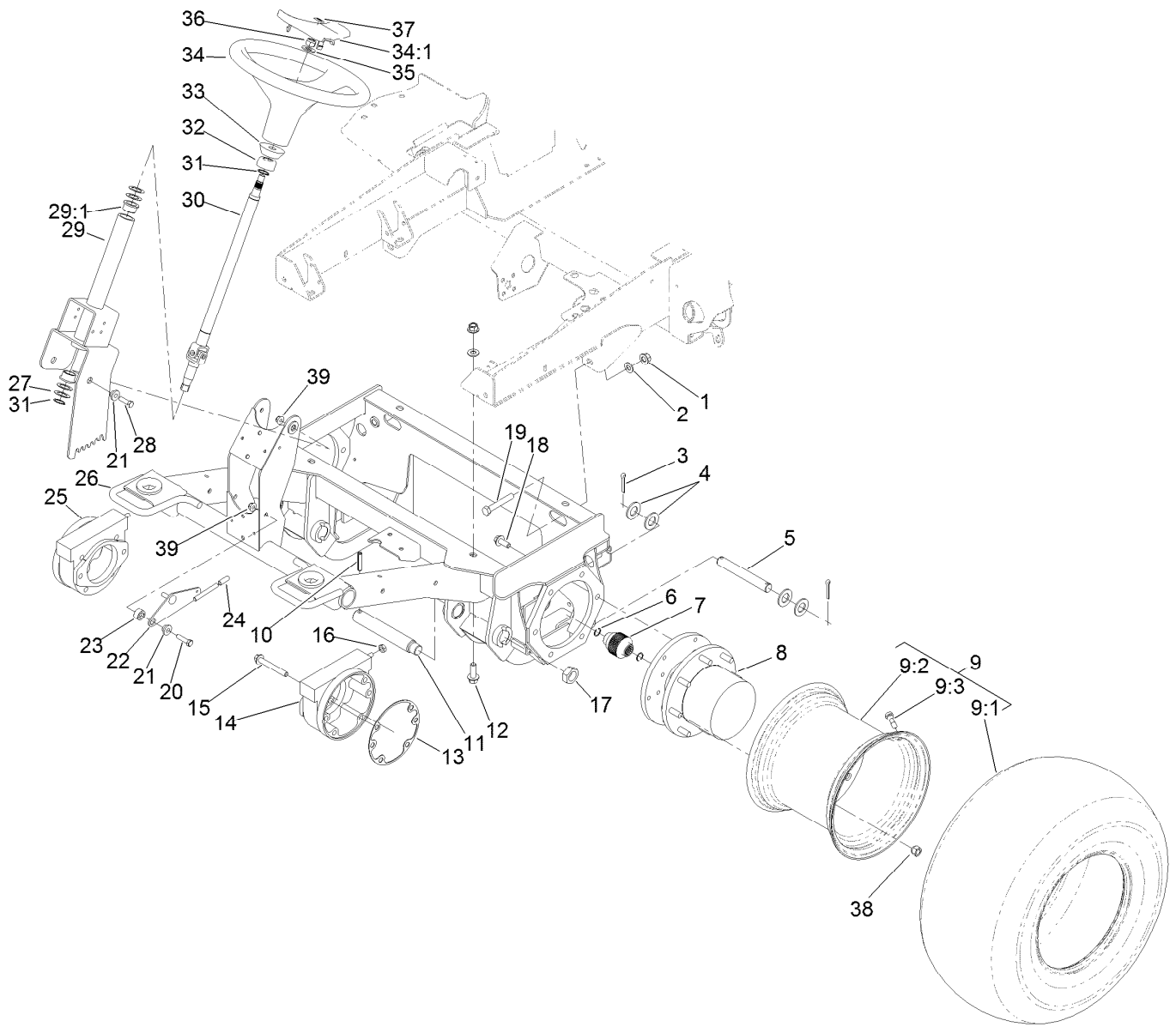
For example, in an illustration, the reference number 2X 37 means that two of the parts identified by reference number 37 are indicated.

Contents

Front Frame and Steering Assembly	5
Planetary Assembly No. 105-4500-03	7
Brake Assembly No. 100-3070-03	8
Brake Assembly No. 100-3069-03	9
Roll-Over Protection System, Rear Cover and Battery Assembly	10
Wing Lift Arm Assembly	11
Hydraulic Cylinder Assembly No. 107-4303	13
Impact Arm Assembly	14
Frame, Bumper, Step and Proximity Sensor Assembly	15
Radiator and Fan Assembly	16
Flywheel, Motor Mount and Compressor Assembly	18
Fan Mounting and Hardlines Assembly	19
Hydraulic Motor Assembly No. 117-4769	20
Engine, Intake and Exhaust Assembly	21
Rear Axle and Steering Cylinder Assembly	22
Bevel Pinion Shaft Assembly Rear Axle Assembly No. 110-4750	24
Differential Assembly Rear Axle Assembly No. 110-4750	25
Axle Support Assembly Rear Axle Assembly No. 110-4750	26
Bevel Gear Case Assembly Rear Axle Assembly No. 110-4750	27
Bevel Gear Shaft Assembly Rear Axle Assembly No. 110-4750	28
Axle Case Assembly Rear Axle Assembly No. 110-4750	29
Axle Assembly Rear Axle Assembly No. 110-4750	30
Hydraulic Motor Assembly No. 120-8814	31
Steering Cylinder Assembly No. 121-1534	32
Hydraulic Fitting Assembly	33
Hose and Tube Routing Assembly	34
Fuel Tank and Air Cleaner Assembly	35
Air Cleaner Assembly No. 99-5410	36
Hood and Screen Assembly	37
Fuel/Water Separator and Shield Assembly	38
Front Deck Installation Assembly	39
Gear Motor Assembly No. 99-5489	40
Lift Cylinder Assembly No. 120-8802	41
Front Deck Hydraulic Fitting Assembly	42
Front Deck Hose Routing Assembly	43
Right Deck Mount Assembly	44
Left Deck Hydraulic Fitting Assembly	45
Left Deck Hose Routing Assembly	46
Left Deck Mount Assembly	47
Left Deck Hydraulic Fitting Assembly	48
Left Deck Hose Routing Assembly	49
Traction Pedal Assembly	50
Brake Pedal Assembly	52
Seat Base and Seat Assembly	53
Vinyl Premium Seat Assembly No. 117-5676	55
Air Ride Seat Suspension Assembly No. 108-1488	56
Parking Brake, Steering Tower and Power Center Assembly	58
Fender, Tool Box and Cover Assembly	59
Fender Assembly	60
Platform Harness and Fuse Assembly	61
Rear Harness Assembly	62
Battery Cable and Grounds Assembly	63
Engine Harness Assembly	64
Piston Pump and Gear Pump Assembly	65

Contents (continued)

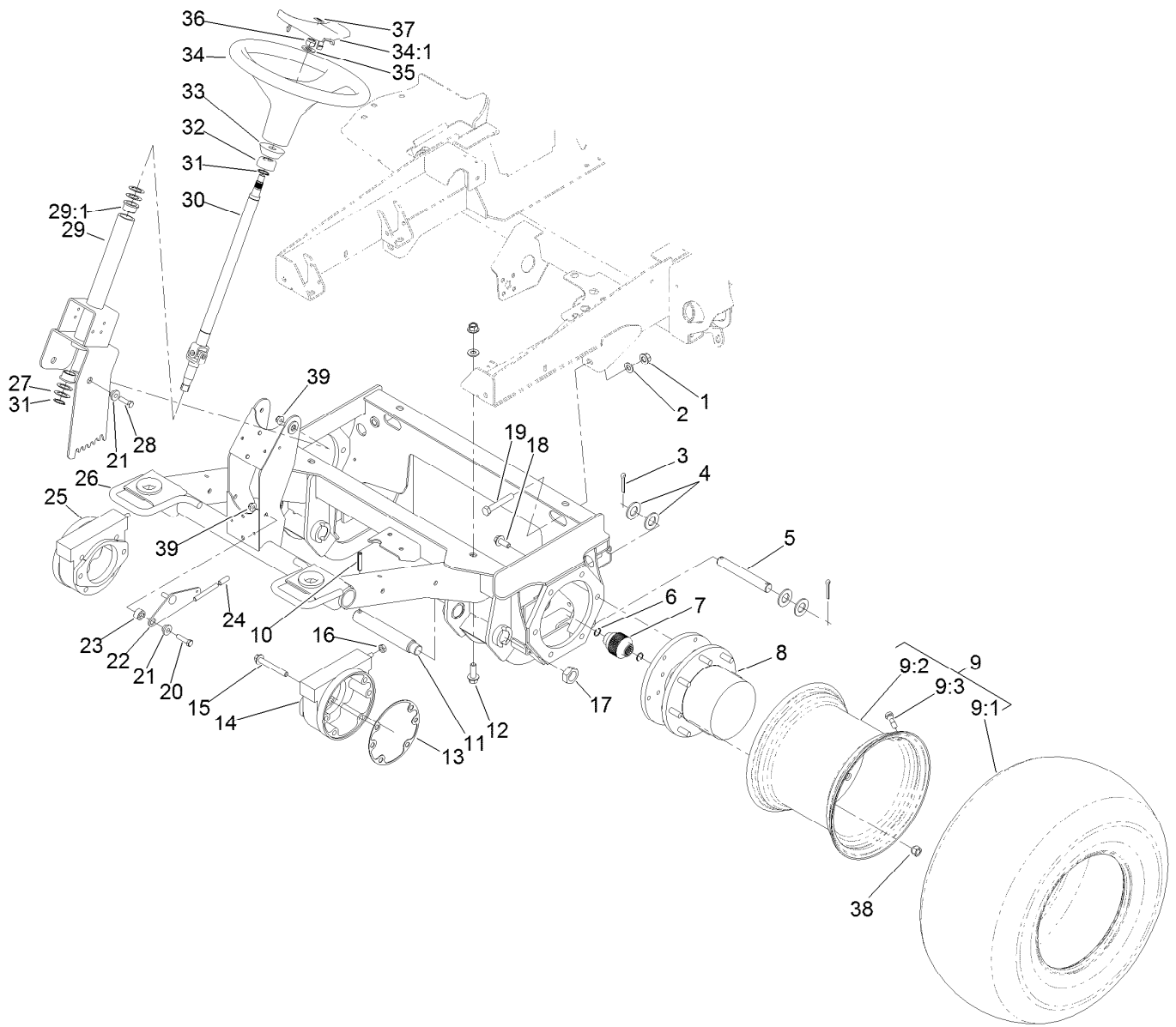
4-Section Gear Pump Assembly No. 120-8904	67
Piston Pump Assembly No. 120-9059	68
Combination Manifold Assembly	70
Combination Manifold Assembly No. 120-8842	72
Manifold Block Assembly	74
Left Power-Take-Off Manifold Assembly No. 121-1536	76
Rear Traction Manifold Assembly No. 121-1530	77
Center and Right Power-Take-Off Manifold Assembly No. 121-1537	78
Flow Divider Manifold Assembly No. 121-1550	79
Drive Motor, Steer Valve and Filter Head Assembly	80
Hydraulic Motor Assembly No. 120-8812	81
Steering Valve Assembly No. 114-4900	82
Hydraulic Reservoir Assembly	83
Lift, Steer and Fan Hydraulic Assembly	84
Oil Cooler Hydraulic Assembly	85
Traction Hydraulic Assembly	86
Arm-Rest Control Panel Assembly	88
Armrest Plug Assembly	90
Front Deck, Idler and Skid Assembly	91
Double Driven Spindle Assembly No. 119-4548	92
High Driven Spindle Assembly No. 119-4549	93
Front Deck Caster Arm and Wheel Assembly	94
Driving Spindle Assembly	95
Driving Spindle Assembly No. 119-4547	96
Front Deck Chamber and Cover Assembly	97
Right Deck, Idler and Skid Assembly	98
Low Driven Spindle Assembly No. 119-4776	100
Right Hand and Left Hand Castor Arm and Wheel Assembly	101
Right Deck Discharge Chamber and Cover Assembly	102
Left Deck Idler and Skid Assembly	103
Left Deck Discharge Chamber and Cover Assembly	105
Cylinder Block Assembly	106
Gear Housing Assembly	107
Flywheel Housing and Oil Sump Assembly	108
Suction Manifold Assembly	109
Cylinder Head and Cover Assembly	110
Exhaust Manifold Assembly	112
Camshaft and Driving Gear Assembly	113
Diesel Particulate Filter Assembly	114
Turbine Assembly	116
Crankshaft and Piston Assembly	117
Lubrication and Oil System Assembly	118
Lubrication Oil Line Assembly	119
Cooling Water System Assembly	120
Fuel System Assembly	121
Fuel Injection Valve Assembly	122
Fuel Line Assembly	123
Starting Motor Assembly	124
Generator Assembly	125
Electric Parts Assembly	126
Gasket Set	127
Attachments and Accessories	129



Front Frame and Steering Assembly

Ref.	Part Number	Qty.	Description	Ref.	Part Number	Qty.	Description
1	99-5107	6	Nut-Lock	16	3218-4	2	Nut-Jam
2	3256-26	6	Washer-Flat	17	3296-49	2	Nut-Lock, NI
3	3272-30	4	Pin-Cotter	18	33106-030	12	Screw-HHF
4	3256-29	8	Washer-Flat	19	325-13	2	Screw-HH
5	110-6006	2	Pin-Clevis	20	323-8	1	Screw-HH
6	93-7972	4	Ring-Retaining, Internal	21	93-5988	3	Hub-Pivot
7	100-3046	2	Shaft-Brake, Splined	22	114-5907-03	1	Lever-Tilt
8	105-4500	2	Planetary ASM	23	114-4854	1	Spacer-Cup
9		2	Wheel And Tire ASM ●	24	93-5446	1	Cap-Vinyl
9:1	119-8313	1	Tire	25	100-3069-03	1	Brake ASM
9:2	120-4175	1	Rim	26	120-4085-03	1	Frame-Front
9:3	232-27	1	Stem-Valve	27	9547	4	Washer-Thrust
10	32121-110	2	Pin-Roll, Slotted	28	323-7	2	Screw-HH
11	100-3017	2	Pin-Arm, Lift	29	114-0167	1	Steering Column ASM
12	100-6116	4	Screw-HHF	29:1	256-132	2	Bushing-Flange
13	93-7984	2	Gasket	30	93-5428	1	Shaft-Steering
14	100-3070-03	1	Brake ASM	31	32151-29	2	Ring-Retaining
15	33106-090	8	Screw-HHF	32	93-5439	1	Seal-Steering

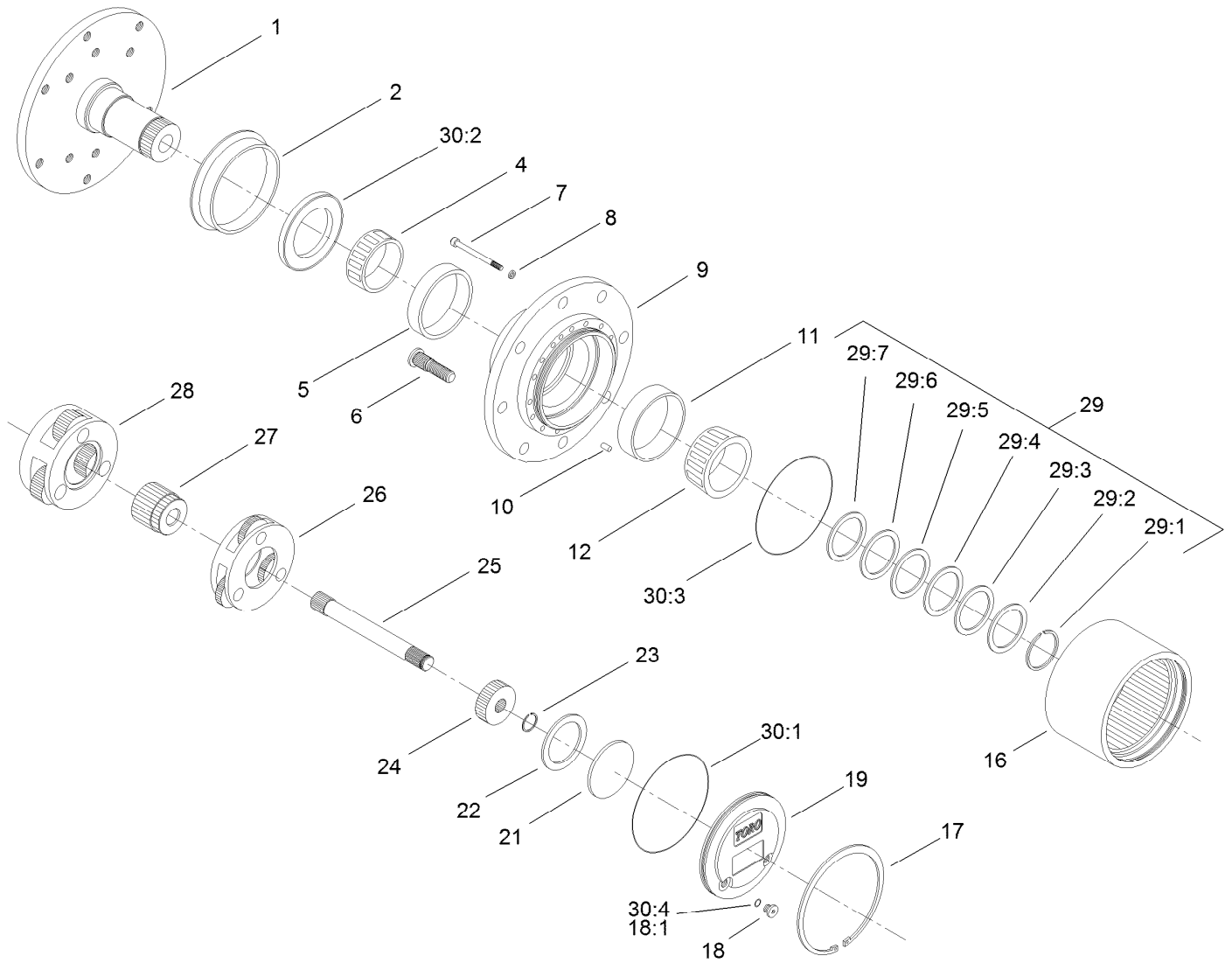
● Not serviced separately



Front Frame and Steering Assembly (continued)

<i>Ref.</i>	<i>Part Number</i>	<i>Qty.</i>	<i>Description</i>	<i>Ref.</i>	<i>Part Number</i>	<i>Qty.</i>	<i>Description</i>
33	93-5429	1	Collar-Foam	36	108-9342	1	Nut-Hex
34	98-1471	1	Wheel-Steering	37	98-1459	1	Decal
34:1	98-1468	1	Cover-Wheel, Steering	38	242-50	16	Nut-Lug
35	3256-27	1	Washer-Flat	39	104-8301	3	Nut-HF, NI

● Not serviced separately

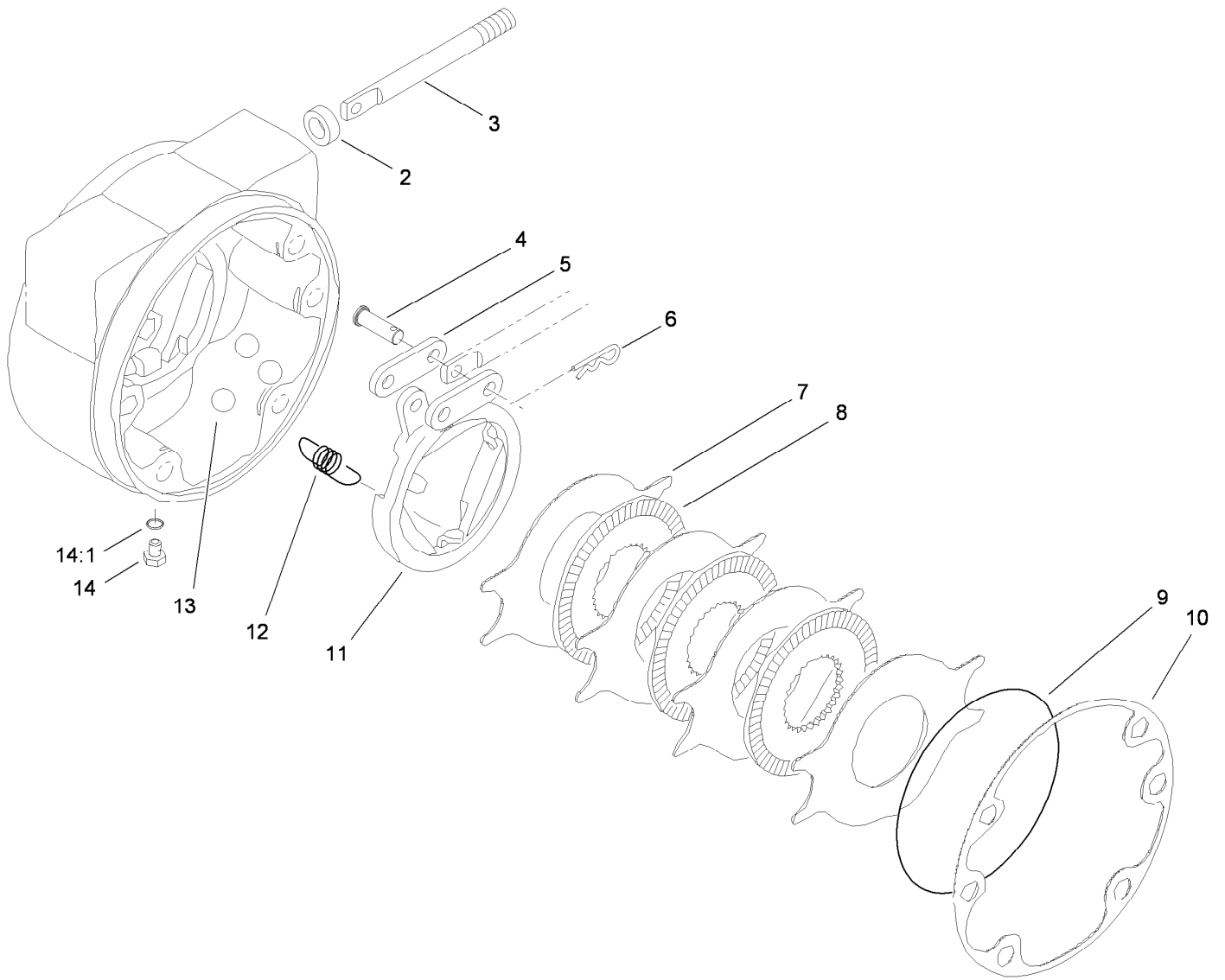


Planetary Assembly No. 105-4500-03

Ref.	Part Number	Qty.	Description	Ref.	Part Number	Qty.	Description
1		1	Spindle ■	24	105-8114	1	Gear-Primary
2	105-8122	1	Seal-Boot	25	105-8115	1	Shaft-Drive
4	105-8120	1	Bearing-Cone	26	105-8129	1	Carrier-Primary
5	105-8119	1	Bearing-Cup	27	105-8139	1	Gear-Secondary
6	105-8124	8	Stud-Wheel	28	105-8130	1	Carrier-Secondary
7	105-8125	16	Bolt-Head, Socket	29	105-8136	1	Shim Kit
8	3253-18	16	Washer-Lock	29:1		1	Ring-Snap ■
9		1	Housing ■	29:2		1	Shim-Bearing, 2.9Mm ■
10	105-8121	1	Pin-Dowel	29:3		1	Shim-Bearing, 2.8Mm ■
11	105-8117	1	Bearing-Cup	29:4		1	Shim-Bearing, 2.7Mm ■
12	105-8118	1	Bearing-Cone	29:5		1	Shim-Bearing, 2.6Mm ■
16	105-8113	1	Gear-Ring	29:6		1	Shim-Bearing, 2.5Mm ■
17	105-8132	1	Ring-Retaining	29:7		1	Shim-Bearing, 2.4Mm ■
18	353-990	2	Plug ASM	30	105-8137	1	Seal Kit ●
18:1	237-78	1	O-Ring	30:1		1	O Ring-Flange Cap ■
19	105-8138	1	Cap-End	30:2		1	Seal-Oil ■
21	105-8133	1	Plug-Thrust	30:3		2	O Ring-End Cap ■
22	105-8123	1	Washer-Thrust	30:4	237-78	2	O-Ring
23	105-8131	1	Ring-Retaining				

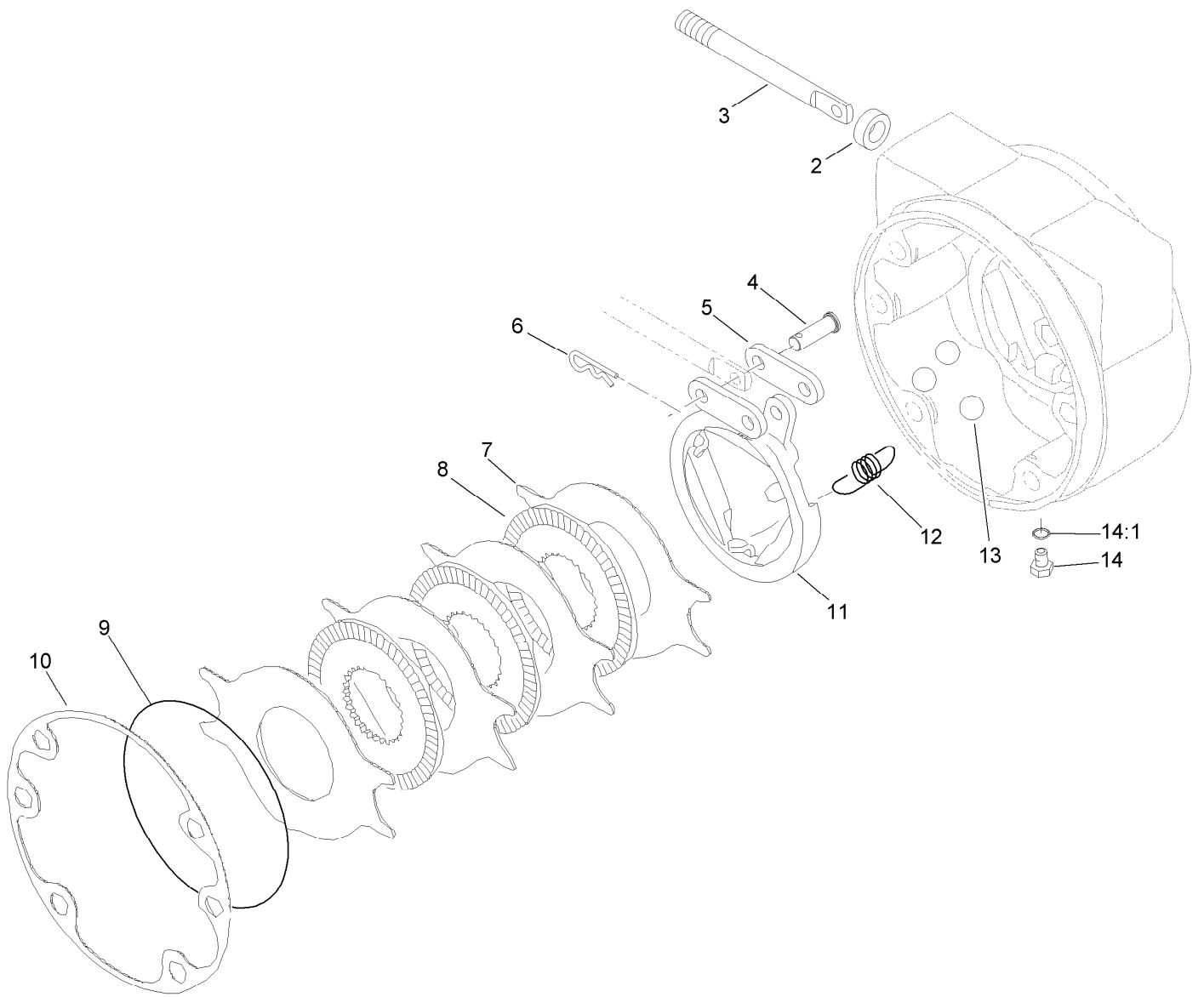
● Not illustrated

■ Not serviced separately



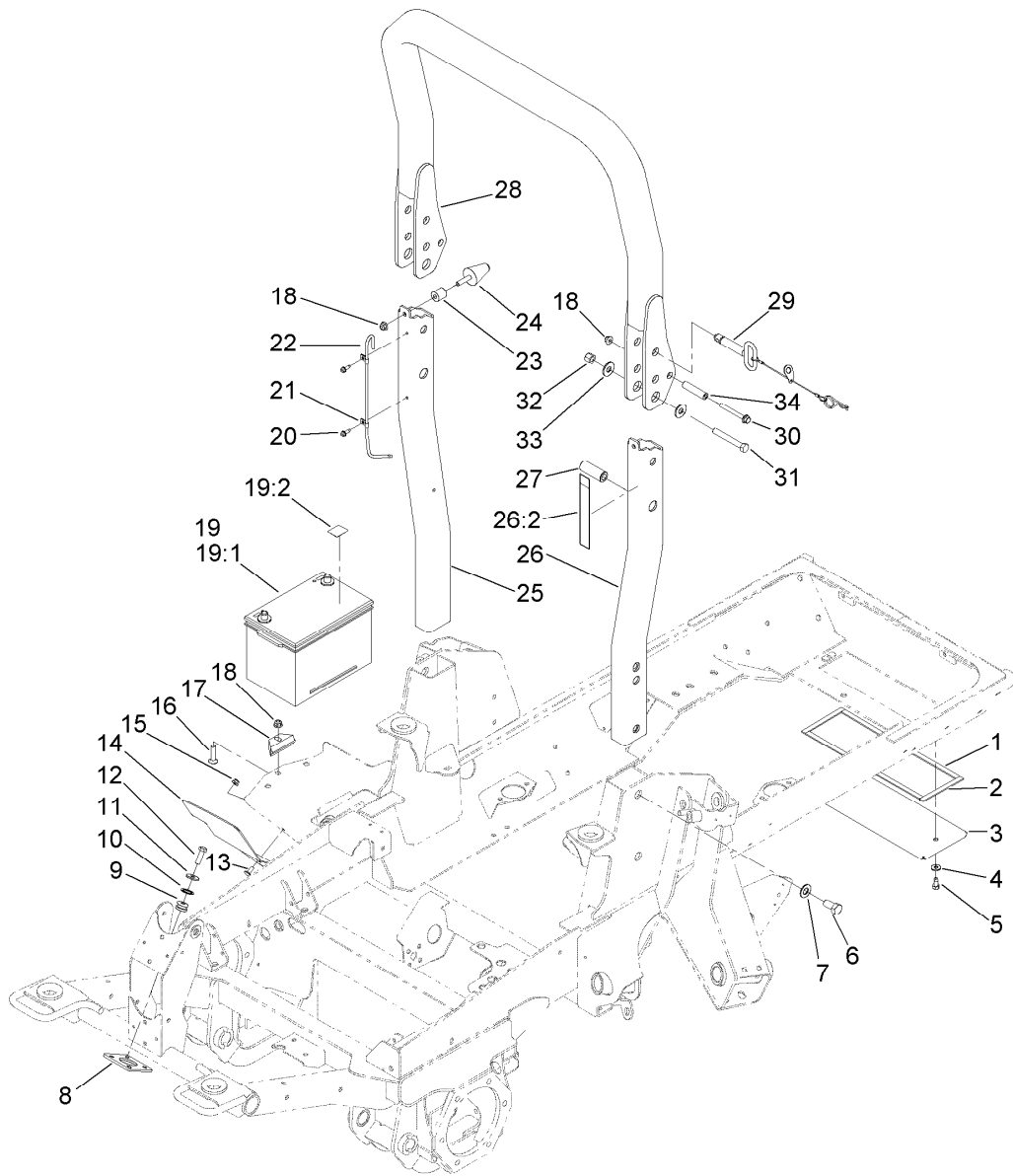
Brake Assembly No. 100-3070-03

<i>Ref.</i>	<i>Part Number</i>	<i>Qty.</i>	<i>Description</i>
2	93-7977	1	Seal
3	93-7978	1	Rod-Pull
4	93-7983	2	Pin-Clevis
5	93-7980	2	Link
6	93-7979	2	Pin-Hitch
7	93-7986	4	Disc-Stationary
8	104-4278	3	Disc-Rotating
9	93-7976	1	Ring-Retaining
10	93-7984	1	Gasket
11	104-4279	1	Actuator-Rotating
12	93-7987	3	Spring-Extension
13	93-7985	3	Ball
14	353-990	2	Plug ASM
14:1	237-78	1	O-Ring



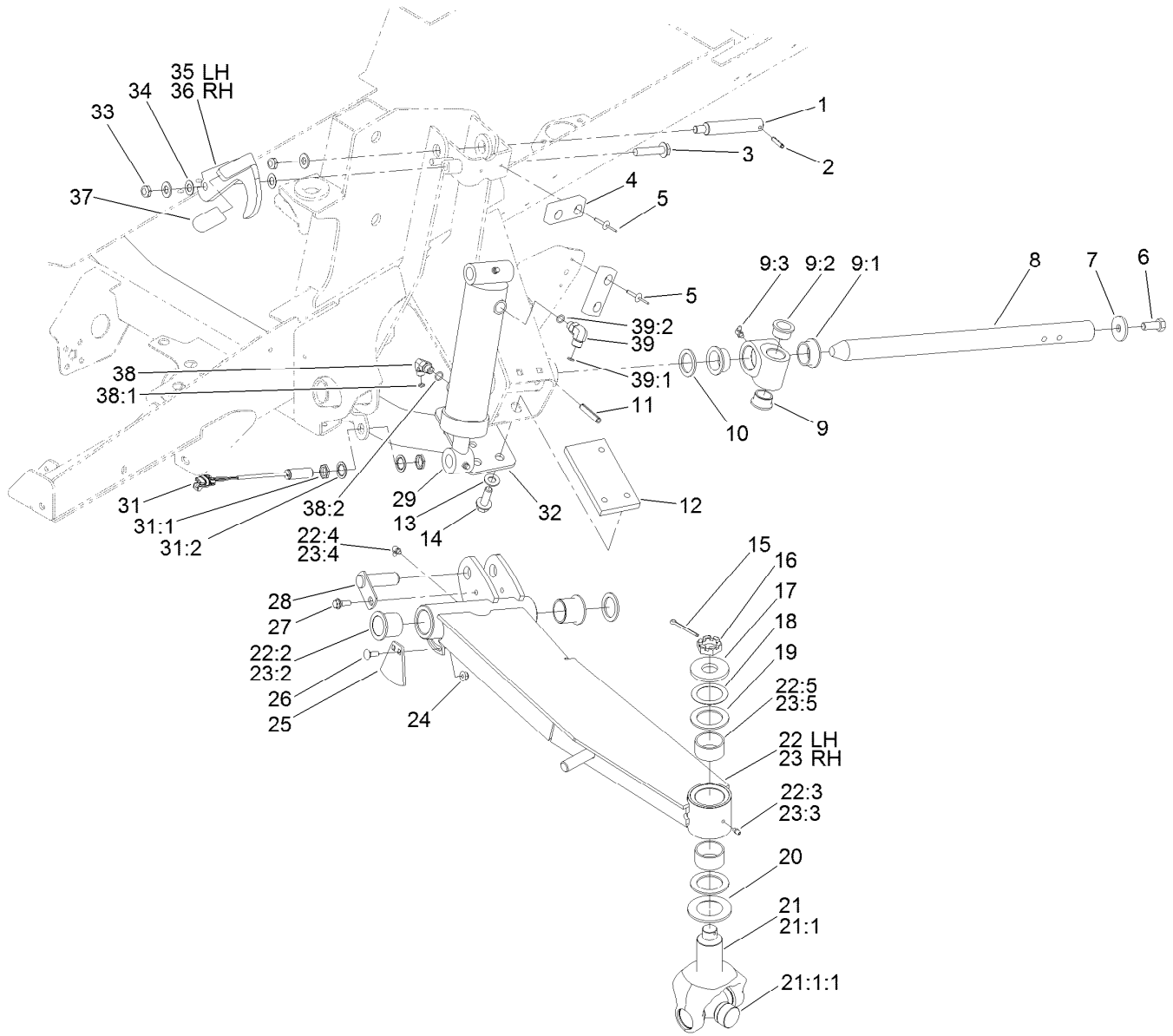
Brake Assembly No. 100-3069-03

<i>Ref.</i>	<i>Part Number</i>	<i>Qty.</i>	<i>Description</i>
2	93-7977	1	Seal
3	93-7978	1	Rod-Pull
4	93-7983	2	Pin-Clevis
5	93-7980	2	Link
6	93-7979	2	Pin-Hitch
7	93-7986	4	Disc-Stationary
8	104-4278	3	Disc-Rotating
9	93-7976	1	Ring-Retaining
10	93-7984	1	Gasket
11	104-4280	1	Actuator-Rotating
12	93-7987	3	Spring-Extension
13	93-7985	3	Ball
14	353-990	2	Plug ASM
14:1	237-78	1	O-Ring



Roll-Over Protection System, Rear Cover and Battery Assembly

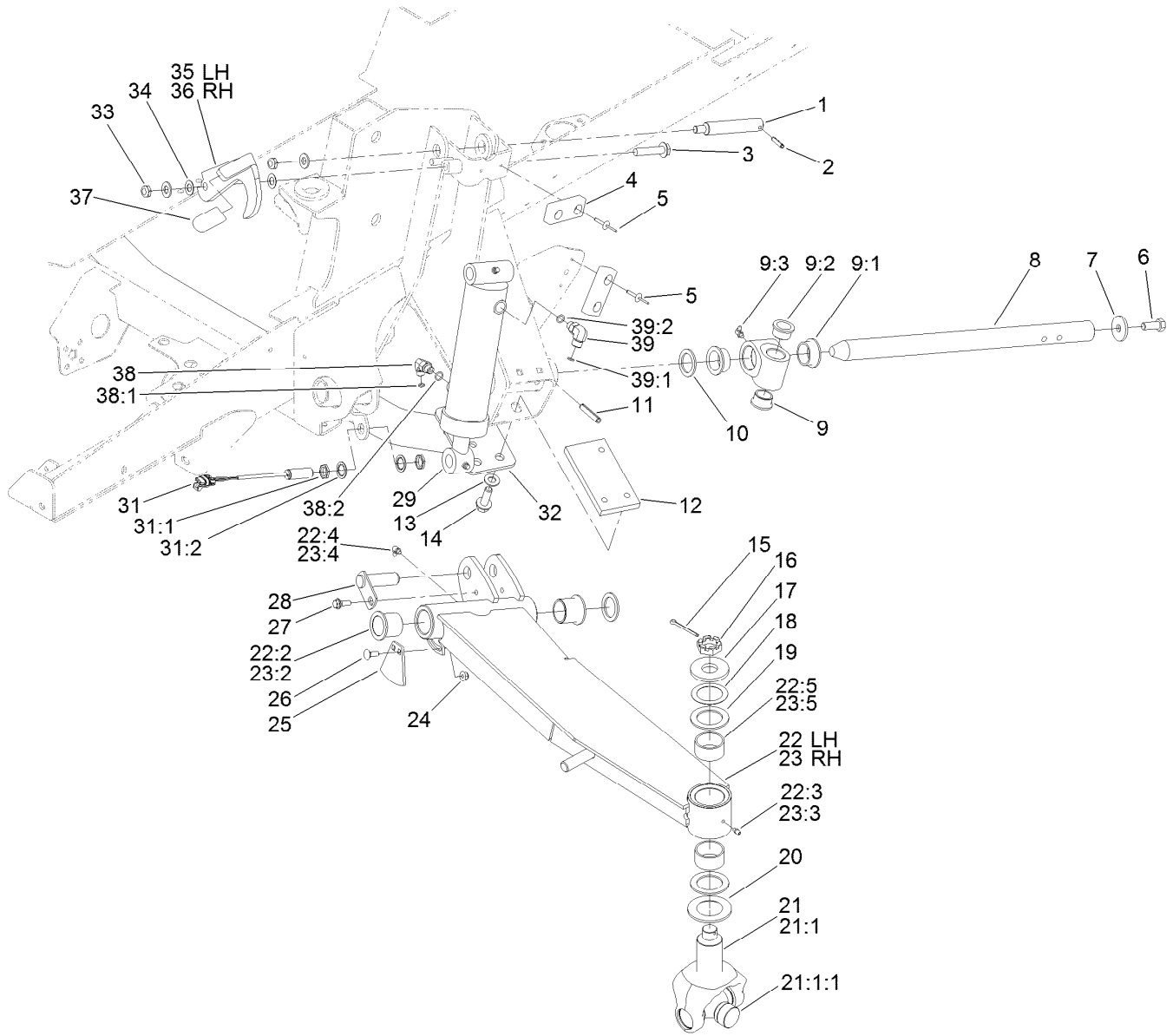
Ref.	Part Number	Qty.	Description	Ref.	Part Number	Qty.	Description
1	105-0777	2	Strip-Foam	19:1	127-7507	1	Battery
2	105-0778	2	Strip-Foam	19:2	139-1006	1	Decal
3	104-2287-03	1	Cover-Frame	20	32104-95	2	Screw-HWH
4	3256-3	2	Washer-Flat	21	2412-72	2	Clip-Closed, Insulated
5	32104-6	2	Screw-HH, TAP	22	121-1638	1	Tube-Vent
6	121-1658	4	Screw-HH	23	61-2220	2	Spacer
7	3256-27	4	Washer-Flat	24	121-1604	2	Bumper-Rubber
8	120-4118-03	1	Plate-Mounting, Valve	25	121-1632-03	1	ROPS-Lower, RH
9	63-9750	4	Mount	26	121-1744	1	Left ROPS ASM
10	1-303352	4	Washer-Spindle	26:2	120-8947	1	Decal-Danger, ROPS
11	63-8410	4	Washer	27	121-1660	2	Spacer
12	33115-035	4	Screw-HH	28	121-1642	1	ROPS-Upper
13	3230-23	2	Screw-CARR	29	121-1629	2	ROPS Fold Pin ASM
14	121-1512-03	1	Shield-Battery	30	3234-41	2	Screw-HHF
15	104-8300	2	Nut-HF, NI	31	325-35	2	Screw-HH
16	3231-5	1	Screw-CARR	32	3296-23	2	Nut-Lock, NI
17	66-2490	1	Retainer-Battery	33	3256-6	4	Washer-Flat
18	104-8301	5	Nut-HF, NI	34	106-0877	2	Spacer-Shield
19	139-1005	1	Battery Kit				



Wing Lift Arm Assembly

Ref.	Part Number	Qty.	Description	Ref.	Part Number	Qty.	Description
1	104-3537	2	Pin-Cylinder	16	99-3139	2	Nut-Slotted
2	32121-9	2	Pin-Roll, Slotted	17	104-0719	2	Washer-Hardened
3	3234-46	2	Screw-HHF	18	114-5641	2	Washer-Thrust
4	86-5350	4	Bumper-Rubber	19	104-0721	4	Washer-Thrust
5	3269-11	8	Rivet-Pop	20	104-0720	2	Spacer
6	325-5	2	Screw-HH	21	114-5640-03	2	Joint Yoke ASM
7	106-2008	2	Washer-Thrust	21:1		1	Yoke-Joint ●
8	121-3882	2	Shaft-Pivot, Lift Arm	21:1:1	104-4299	1	Cross And Bearing Kit
9	115-5468	2	Pivot Hub ASM	22	119-0089	1	LH Lift Arm ASM
9:1	115-5469	2	Bushing-Flange	22:2	69-6470	2	Bushing-Caster
9:2	114-5680	2	Bushing-Flange	22:3	302-5	1	Fitting-Grease
9:3	302-60	1	Fitting-Grease	22:4	302-60	1	Fitting-Grease
10	256-304	4	Washer-Thrust	22:5	114-5596	2	Bushing-Straight
11	117-5479	2	Pin-Spring	23	119-0087	1	RH Lift Arm ASM
12	120-8859-03	2	Block-Tapped	23:2	69-6470	2	Bushing-Caster
13	3256-26	10	Washer-Flat	23:3	302-5	1	Fitting-Grease
14	100-6116	6	Screw-HHF	23:4	302-60	1	Fitting-Grease
15	3272-25	2	Pin-Cotter	23:5	114-5596	2	Bushing-Straight

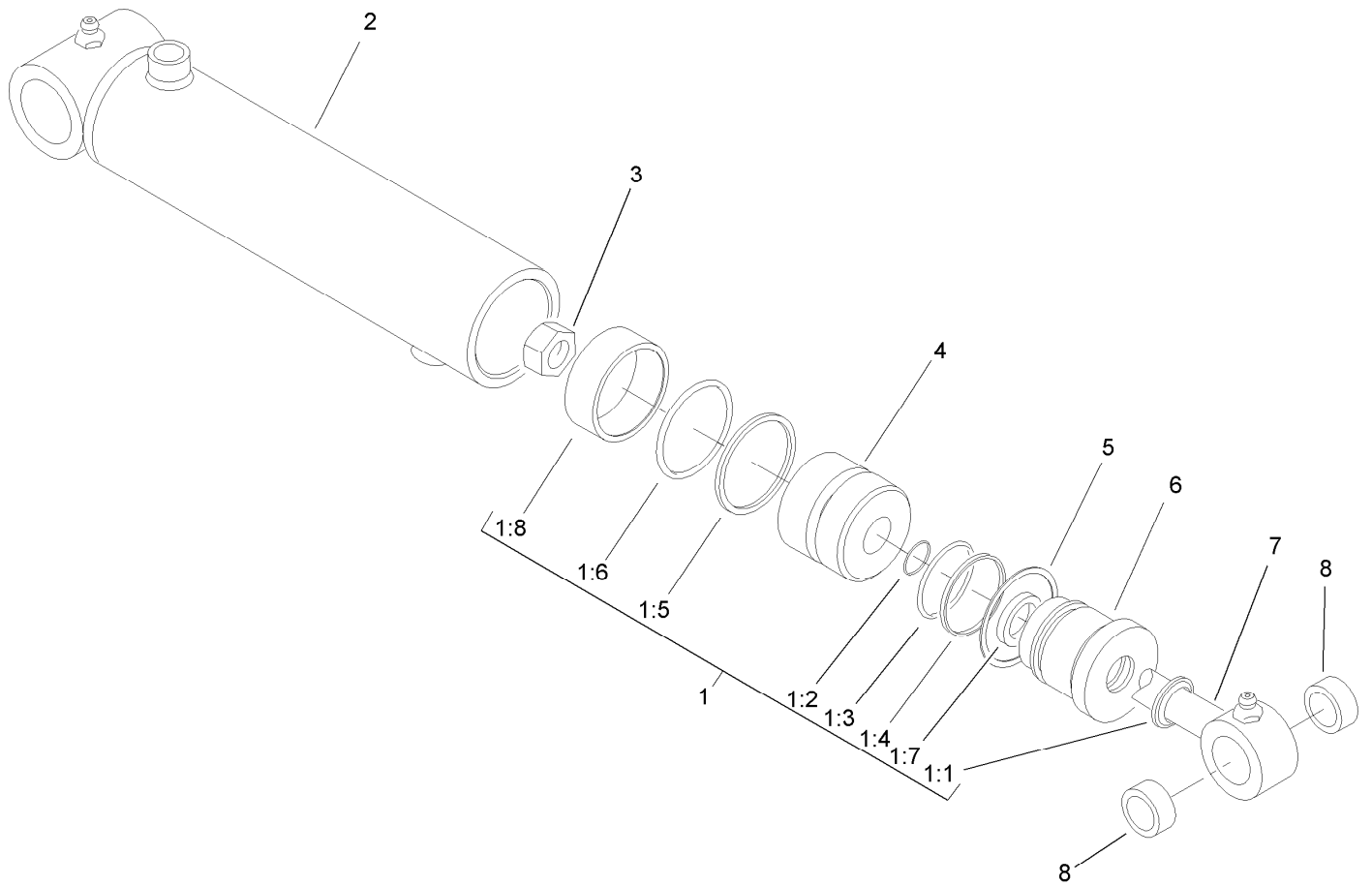
● Not serviced separately



Wing Lift Arm Assembly (continued)

Ref.	Part Number	Qty.	Description	Ref.	Part Number	Qty.	Description
24	104-8300	6	Nut-HF, NI	34	104-3577	4	Washer
25	119-0077	2	Plate-Sensing, Wing	35	104-3557-03	1	Latch-LH
26	3230-16	4	Screw-CARR	36	104-3556-03	1	Latch-RH
27	27-0410	2	Screw-Shoulder	37	48-7081	2	Grip-Plastic
28	100-5674	2	Pin	38	340-82	2	Fitting-Elbow, 90 DEG
29	107-4303	2	HYD Cylinder ASM	38:1	237-42	1	O-Ring
31	115-5300	2	Proximity Switch ASM	38:2	237-21	1	O-Ring
31:1	117-3207	2	Nut-Hex	39	340-77	2	Fitting-Elbow, 90 DEG
31:2	117-3208	2	Washer-Lock, Internal Tooth	39:1	237-22	1	O-Ring
32	120-9000-03	1	Crossmember	39:2	237-42	1	O-Ring
33	3296-45	4	Nut-Hex				

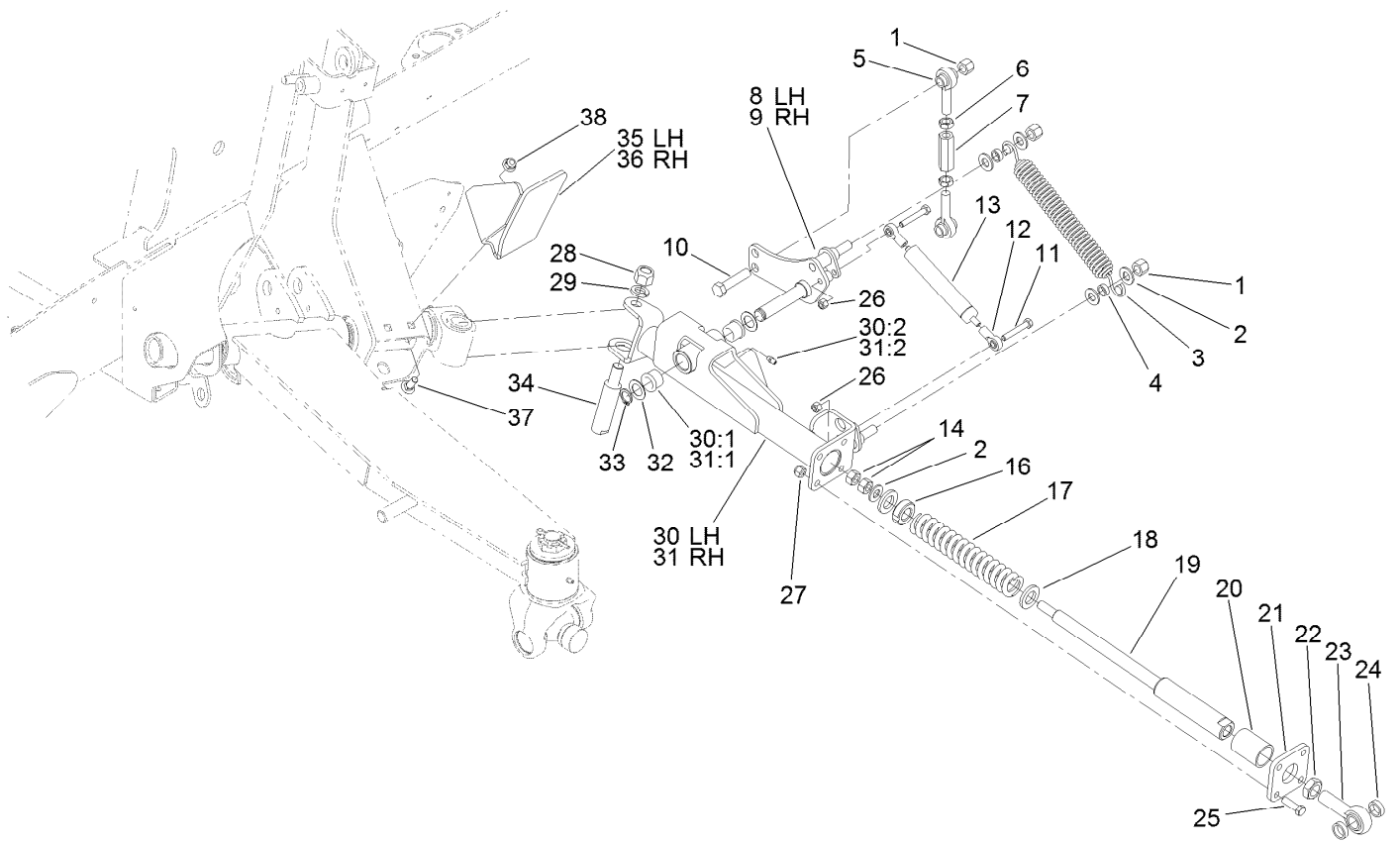
● Not serviced separately



Hydraulic Cylinder Assembly No. 107-4303

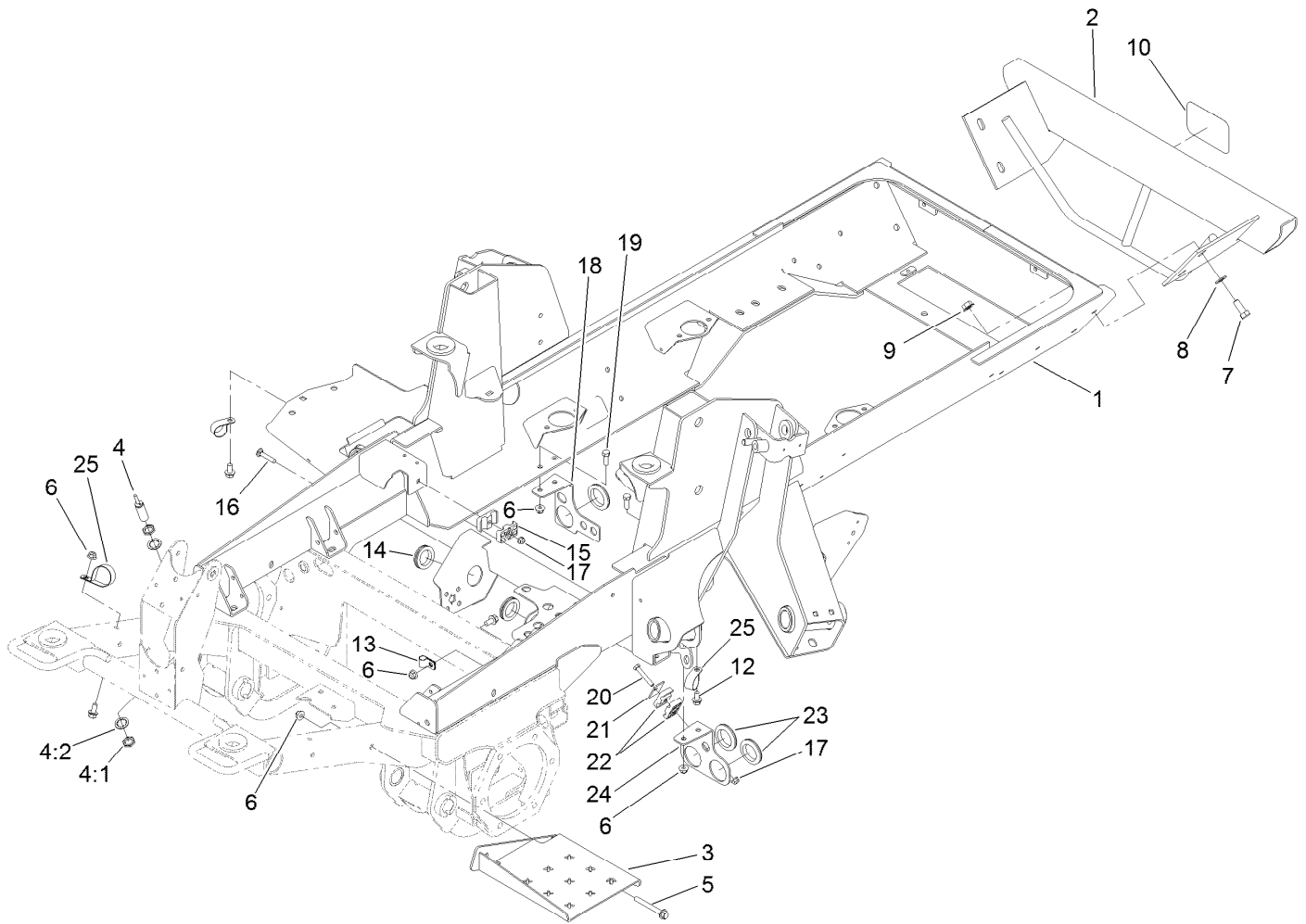
Ref.	Part Number	Qty.	Description
1	107-0249	1	Seal Kit
1:1		1	Wiper ●
1:2		1	O-Ring ●
1:3		1	O-Ring ●
1:4		1	Back-Up ●
1:5		1	Seal ●
1:6		1	O-Ring ●
1:7		1	Seal ●
1:8		1	Wear Ring ●
2		1	Barrel ASM ●
3		1	Locknut ●
4		1	Piston ●
5		1	Ring, Retaining ●
6		1	Head ●
7		1	Rod ASM ●
8	104-4281	2	Bushing

● Not serviced separately



Impact Arm Assembly

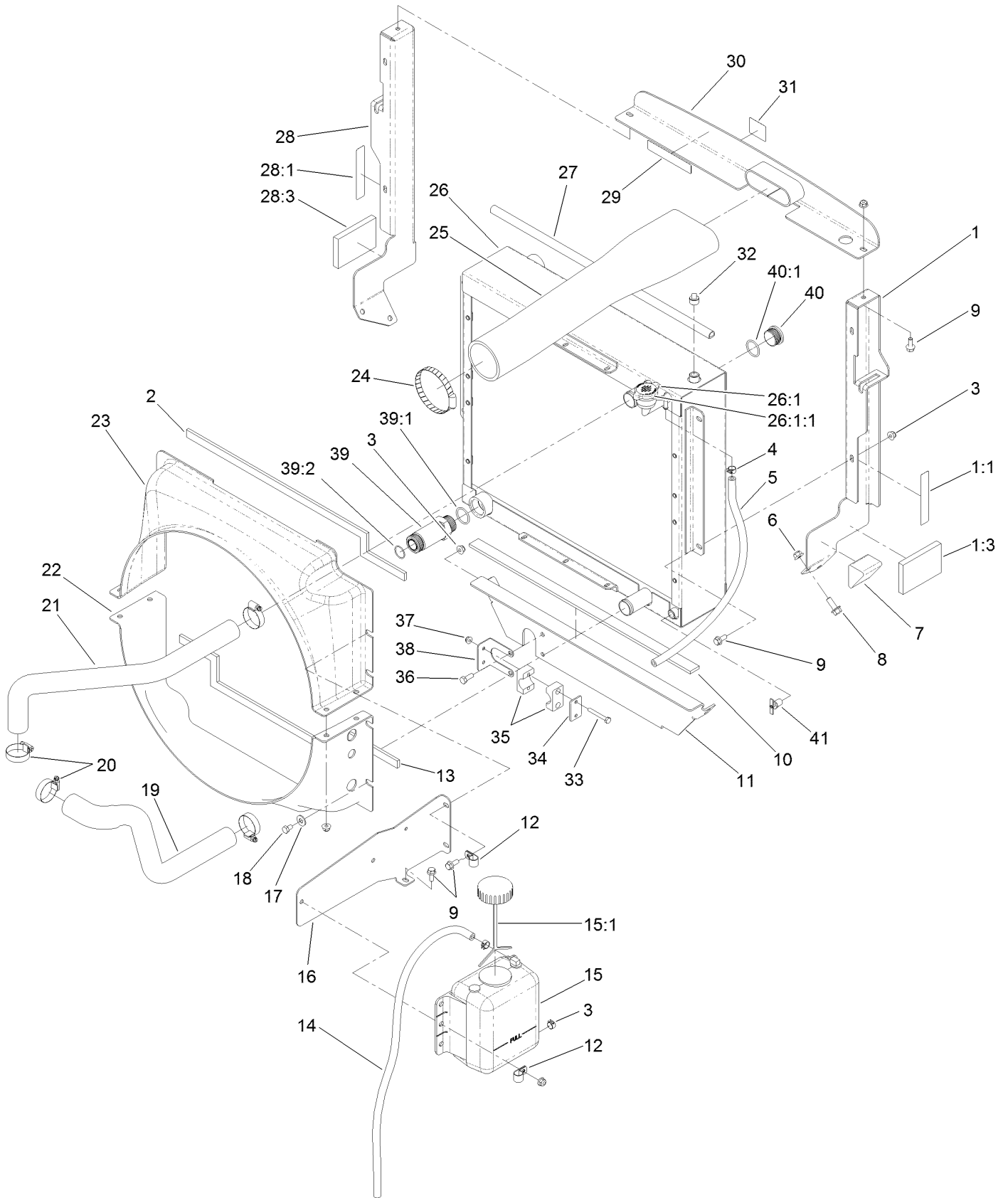
Ref.	Part Number	Qty.	Description	Ref.	Part Number	Qty.	Description
1	3296-23	6	Nut-Lock, NI	23	105-2806	2	End-Rod
2	3256-26	10	Washer-Flat	24	105-0756	4	Spacer
3	104-7520	2	Spring-Damper	25	323-7	8	Screw-HH
4	104-7521	4	Bushing	26	3296-29	4	Nut-Lock, NI
5	105-2808	4	End-Rod	27	3296-39	8	Nut-Lock, NI
6	3220-5	4	Nut-Jam	28	3296-53	2	Nut-Lock, NI
7	105-2809	2	Tube-Link	29	3253-8	2	Washer-Lock
8	108-1476-03	1	Bell Crank-LH	30	120-8884	1	LH Rear Arm ASM
9	108-1475-03	1	Bell Crank-RH	30:1	256-113	2	Bushing-Flange
10	325-9	2	Screw-HH	30:2	302-5	1	Fitting-Grease
11	322-10	4	Screw-HH	31	120-8883	1	RH Rear Arm ASM
12	104-8331	4	End-Rod, Spherical	31:1	256-113	2	Bushing-Flange
13	105-3249	2	Damper	31:2	302-5	1	Fitting-Grease
14	3217-9	4	Nut-HH	32	3-6498	4	Washer-Thrust
16	105-4552	2	Bearing-Plastic	33	32120-93	2	Ring-Retaining
17	100-8138	2	Spring-Compression	34	104-2281	2	Shaft-Pivot
18	105-4551	4	Washer-Flat	35	120-8856-03	1	Bracket-Roller, LH
19	105-4548	2	Shaft-Spring	36	120-8874-03	1	Bracket-Roller, RH
20	105-4550	2	Bushing-Straight	37	3231-2	4	Bolt-CARR
21	105-2807-03	2	Plate	38	104-8300	4	Nut-HF, NI
22	3220-7	2	Nut-Jam				



Frame, Bumper, Step and Proximity Sensor Assembly

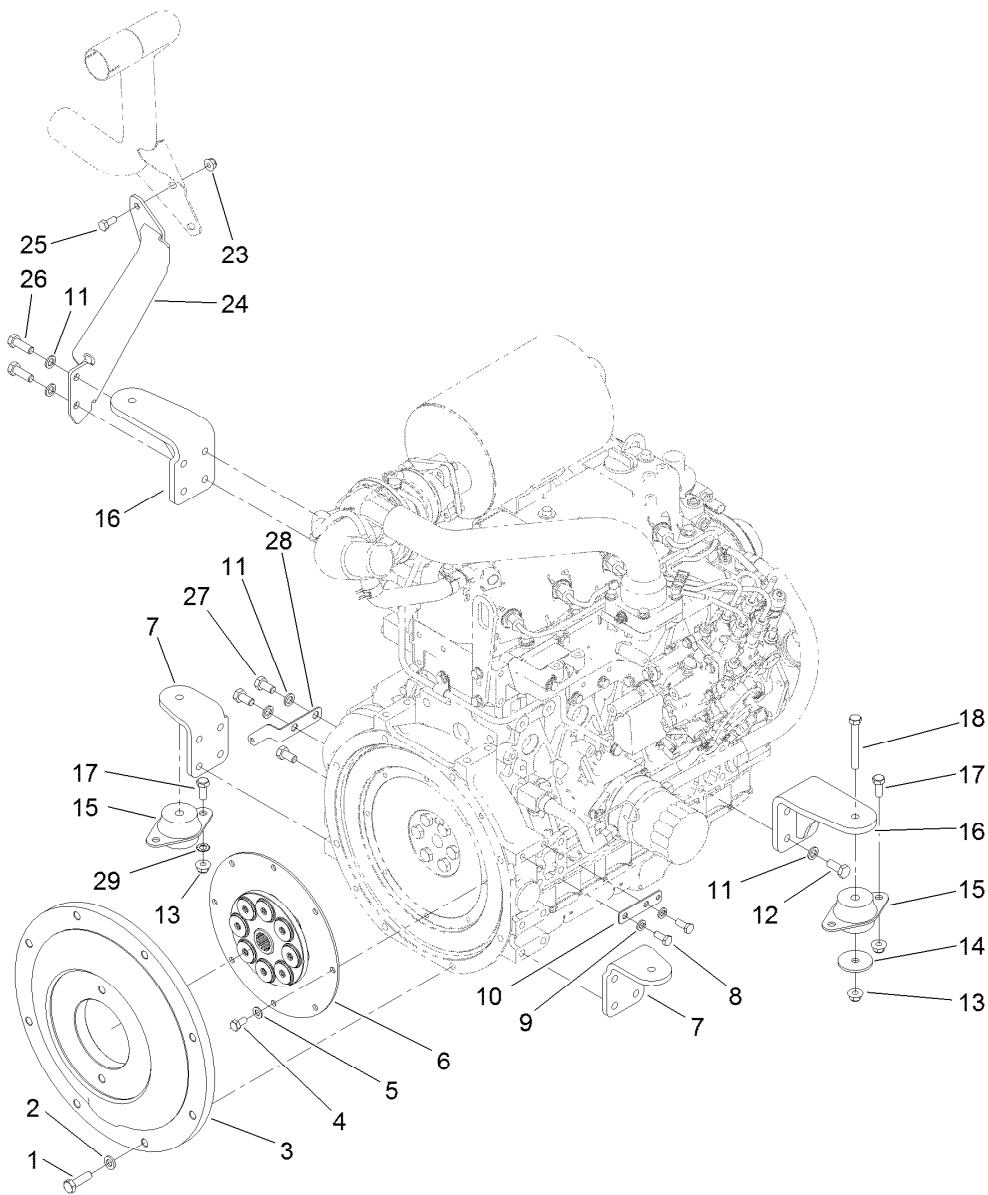
<i>Ref.</i>	<i>Part Number</i>	<i>Qty.</i>	<i>Description</i>	<i>Ref.</i>	<i>Part Number</i>	<i>Qty.</i>	<i>Description</i>
1	120-4010-03	1	Frame	13	2412-138	1	R-Clamp
2	120-8919-03	1	Bumper	14	240-7	2	Grommet-Rubber
3	120-9020-03	1	Step	15	56-7971	2	Clamp-Tube
4	115-0282	1	Proximity Sensor ASM	16	3230-5	1	Bolt-CARR
4:1	117-3207	2	Nut-Hex	17	104-8300	2	Nut-HF, NI
4:2	117-3208	2	Washer-Lock, Internal Tooth	18	121-1508-03	1	Bracket-Bulkhead
5	3234-41	2	Screw-HHF	19	323-6	4	Screw-HH
6	104-8301	8	Nut-HF, NI	20	322-10	1	Screw-HH
7	325-5	4	Screw-HH	21	69-9760	1	Plate-Cover
8	3256-26	4	Washer-Flat	22	56-7976	2	Clamp-Tube
9	32128-23	4	Nut-HF	23	240-2	3	Grommet-Rubber
10	105-8278	1	Decal	24	121-1481-03	1	Plate-Mount, Bulkhead (LH)
12	3234-1	4	Screw-HHF	25	2412-147	3	Clamp-R

Radiator and Fan Assembly



Radiator and Fan Assembly (continued)

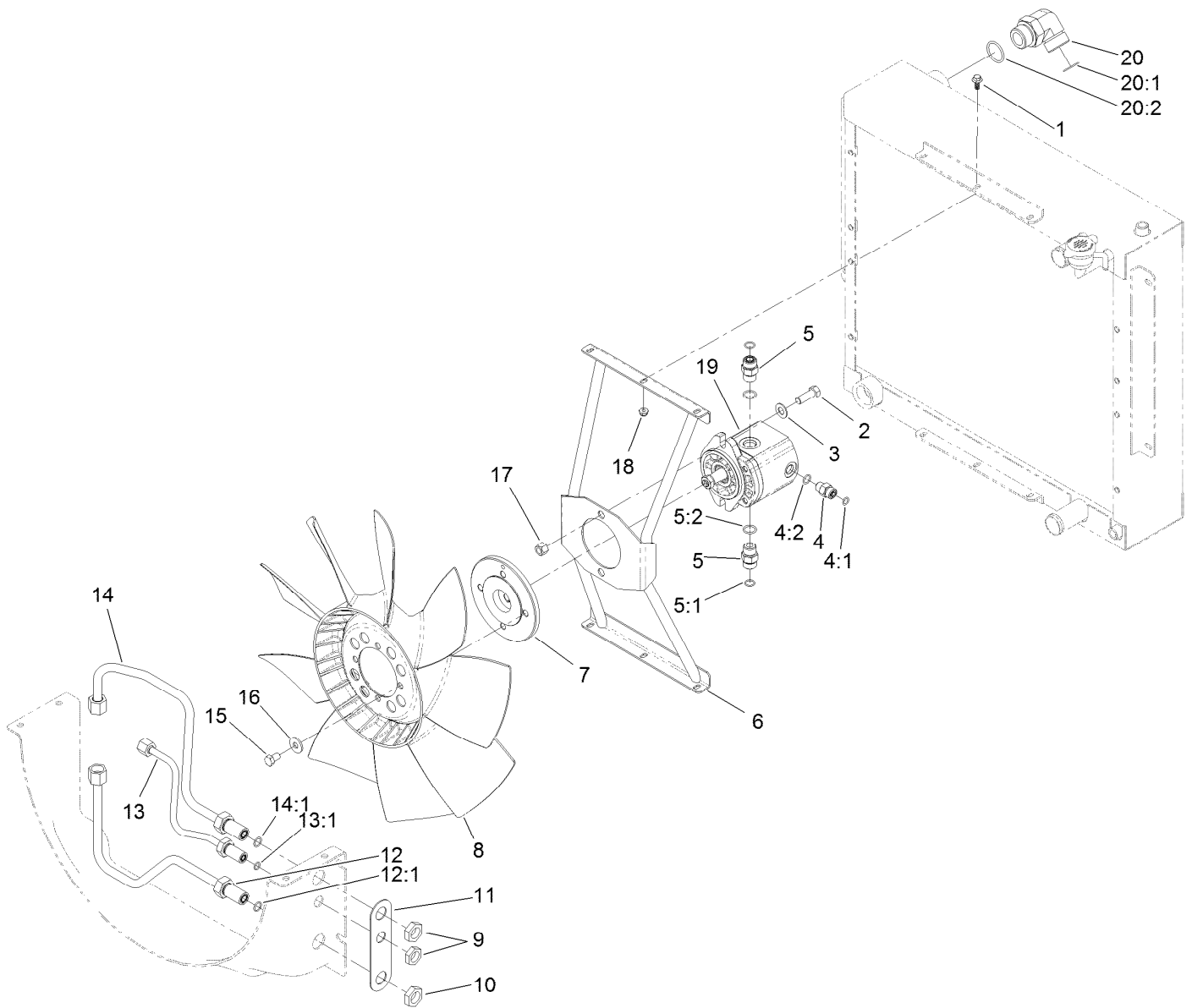
<i>Ref.</i>	<i>Part Number</i>	<i>Qty.</i>	<i>Description</i>	<i>Ref.</i>	<i>Part Number</i>	<i>Qty.</i>	<i>Description</i>
1	121-1479	1	LH Radiator Support ASM	24	2412-110	1	Clamp-Band/Screw
1:1	93-7272	1	Decal-Warning	25	121-1474	1	Hose-Inlet, Air Cleaner
1:3	100-2196	1	Pad-Foam	26	121-3080	1	Radiator/Oil Cooler
2	121-1684	1	Foam-Radiator	26:1	115-7766	1	Cap-Radiator
3	104-8300	12	Nut-HF, NI	26:1:1	106-6755	1	Decal-Cap, Radiator
4	92-2379	3	Clamp-Hose	27	114-3828	1	Seal-Bulb
5	110-4112	1	Hose-Fuel	28	121-1478	1	RH Radiator Support ASM
6	104-8301	6	Nut-HF, NI	28:1	93-7272	1	Decal-Warning
7	93-5954	2	Plug-Foam	28:3	100-2196	1	Pad-Foam
8	3234-11	6	Screw-HHF	29	93-7272	1	Decal-Warning
9	3234-47	13	Screw-HHF	30	120-9025-03	1	Bracket-Intake
10	104-2226	1	Strip-Foam	31	93-7275	1	Decal-Fluid, Starting
11	120-8968-03	1	Bracket-Hose	32	281-13	1	Plug-Pipe
12	92-6064	2	Clamp-R	33	321-11	2	Screw-HH
13	121-1685	1	Foam-Radiator, Lower	34	114-4902	1	Plate-Cover
14	110-9662	1	Hose-Fuel	35	114-4901	1	Clamp
15	120-5571	1	Coolant Reservoir ASM	36	322-4	2	Screw-HH
15:1	87-7050	1	Cap-Reservoir	37	104-7201	2	Nut-HF
16	120-8921-03	1	Mount-Tank	38	120-8984	1	Bracket-Clamp
17	3256-3	7	Washer-Flat	39	100-5565	1	Fitting-STR
18	322-1	6	Screw-HH	39:1	237-146	1	O-Ring
19	121-1477	1	Hose-Radiator, Lower	39:2	340-65	1	O-Ring
20	2412-111	4	Clamp	40	106-2030	1	Plug-Hex, Hollow
21	121-1476	1	Hose-Radiator, Upper	40:1	237-146	1	O-Ring
22	121-1517	1	Shroud-Radiator, Lower	41	304-46	1	Draincock
23	121-1515	1	Shroud-Radiator, Upper				



Flywheel, Motor Mount and Compressor Assembly

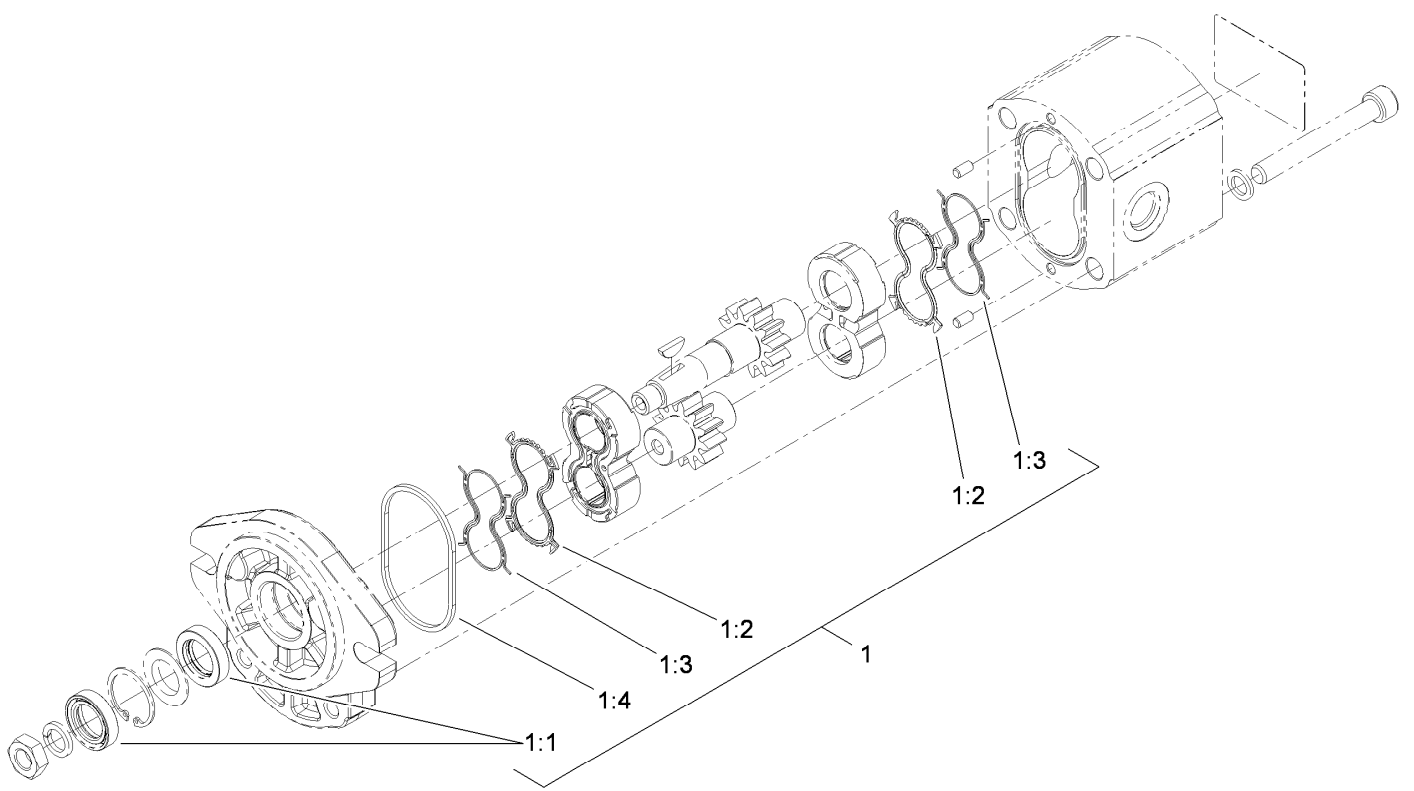
Ref.	Part Number	Qty.	Description
1	117-5663	8	Screw-HH
2	107-1413	8	Washer-Hardened
3	115-6657-03	1	Plate-Flywheel
4	99-5132	8	Bolt
5	87-7510	8	Washer-Flat
6	120-4176	1	Coupling-Spring, Flywheel
7	120-4066-03	2	Mount-Motor, Front
8	33114-020	2	Screw-HH
9	3253-4	2	Washer-Lock
10	121-5636	1	Tab-Harness
11	48-9590	18	Washer-Lock
12	33115-025	14	Screw-HH
13	104-8301	12	Nut-HF, NI

Ref.	Part Number	Qty.	Description
14	63-7400	4	Washer-Rebound
15	53-9682	4	Mount-Engine
16	120-4068-03	2	Mount-Motor
17	323-5	8	Screw-HH
18	323-14	4	Screw-HH
23	104-8300	2	Nut-HF, NI
24	121-1622-03	1	Bracket-Support
25	322-3	2	Screw-HH
26	33115-030	2	Screw-HH
27	33115-020	3	Screw-HH
28	121-6580	1	Bracket-Harness
29	3255-9	1	Washer-Lock



Fan Mounting and Hardlines Assembly

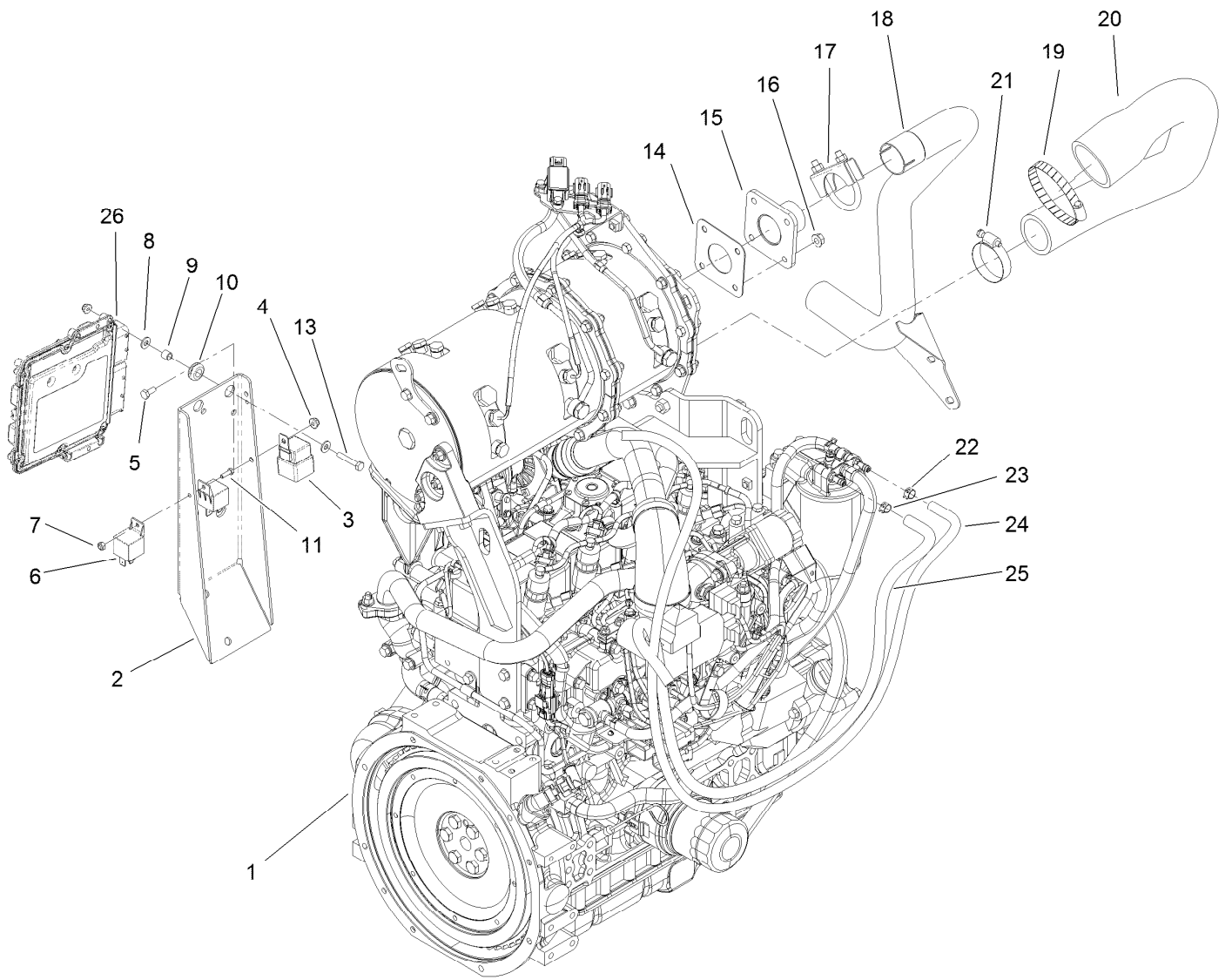
Ref.	Part Number	Qty.	Description	Ref.	Part Number	Qty.	Description
1	99-6810	6	Screw-HHF	12	121-1554	1	Tube-HYD
2	324-5	2	Screw-HH	12:1	237-30	1	O-Ring
3	3256-25	2	Washer-Flat	13	121-1555	1	Tube ASM
4	340-2	1	Fitting-Straight	13:1	237-22	1	O-Ring
4:1	237-22	1	O-Ring	14	121-1553	1	Tube-HYD
4:2	237-42	1	O-Ring	14:1	237-30	1	O-Ring
5	340-4	2	Fitting-Straight	15	115-8486	4	Screw-HH
5:1	237-30	1	O-Ring	16	80-6990	4	Washer-Hardened
5:2	237-79	1	O-Ring	17	3296-48	2	Nut-Hex
6	120-8935-03	1	Bracket-Fan	18	104-7201	6	Nut-HF
7	117-2364	1	Hub-Fan	19	117-4769	1	HYD Motor ASM
8	114-3825	1	Fan	20	340-129	1	Fitting-Elbow, 90 DEG
9	340-70	1	Nut-Lock	20:1	237-146	1	O-Ring
10	340-127	2	Nut-Bulkhead	20:2	340-65	1	O-Ring
11	121-1518	1	Shim-Support				



Hydraulic Motor Assembly No. 117-4769

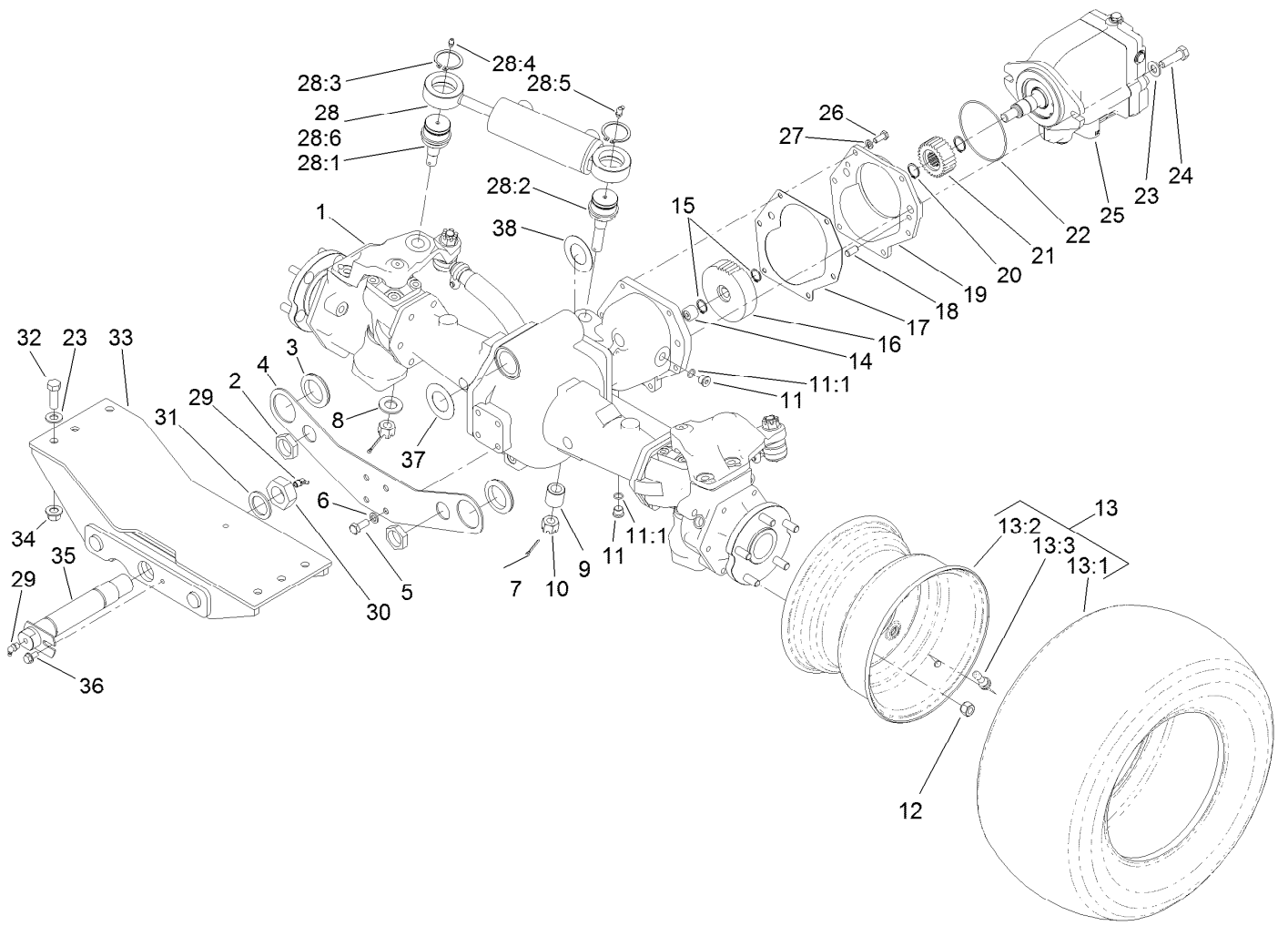
<i>Ref.</i>	<i>Part Number</i>	<i>Qty.</i>	<i>Description</i>
1	115-4110	1	Seal Kit
1:1		2	Seal-Shaft ●
1:2		2	Seal-Plate, Balancing ●
1:3		2	Seal-Anti Extrusion ●
1:4		2	O-Ring (Housing) ●

● Not serviced separately



Engine, Intake and Exhaust Assembly

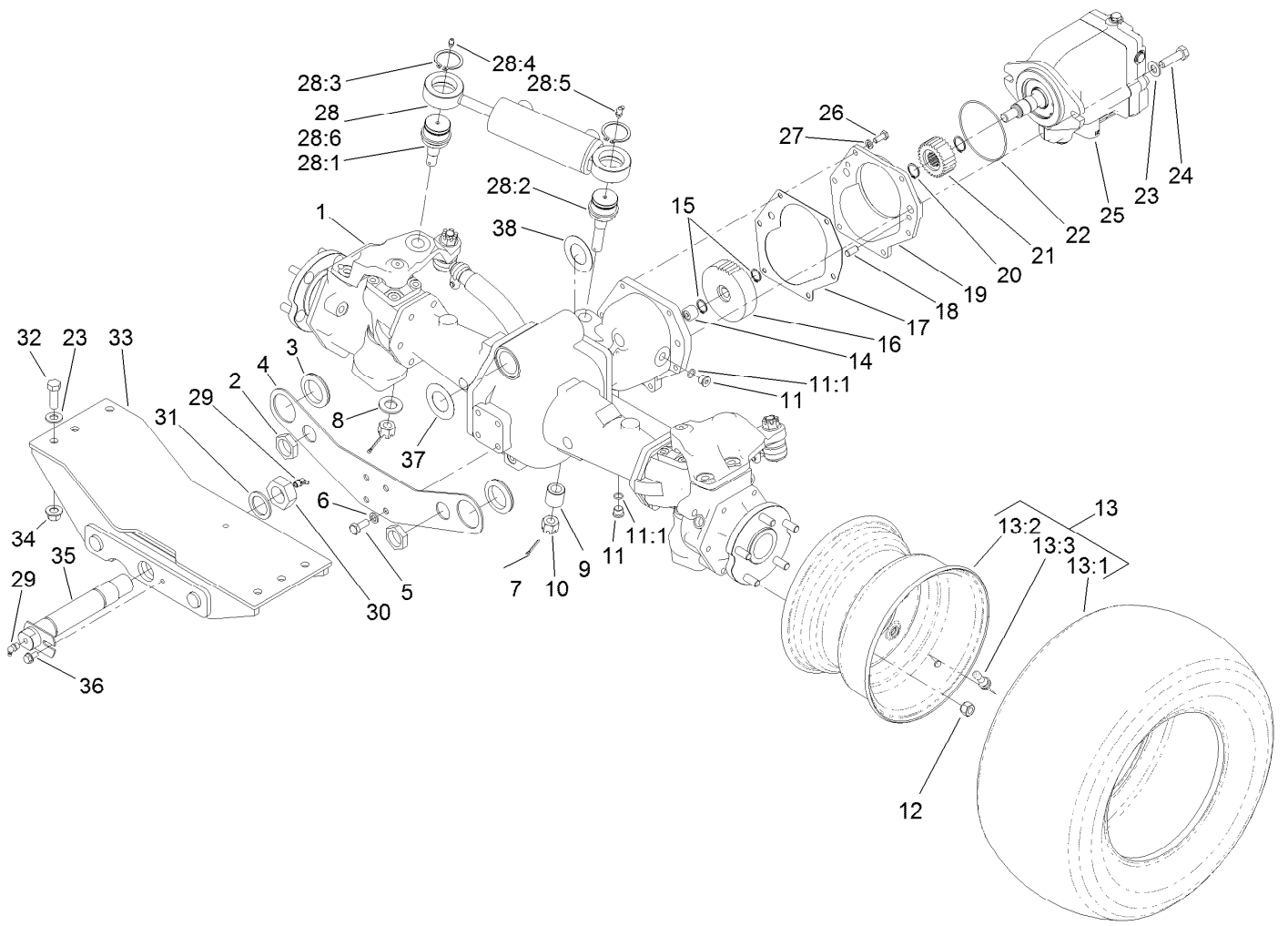
<i>Ref.</i>	<i>Part Number</i>	<i>Qty.</i>	<i>Description</i>	<i>Ref.</i>	<i>Part Number</i>	<i>Qty.</i>	<i>Description</i>
1	120-4111	1	Engine ASM	15	121-3060	1	Flange-Exhaust
2	120-8916-03	1	Mount-Controller	16	33004-00	4	Nut-HF
3	99-7430	1	Relay-Mini	17	18-2130	1	Clamp
4	104-7201	5	Nut-HF	18	121-1613	1	Pipe-Exhaust
5	321-3	1	Screw-HH	19	2412-110	1	Clamp-Band/Screw
6	99-7435	2	Relay	20	121-1475	1	Hose-Outlet, Air Cleaner
7	3296-2	1	Nut-Lock, NI	21	2412-130	1	Clamp-Hose
8	3256-22	8	Washer-Flat	22	2412-98	1	Clamp-Hose
9	1-633545	4	Spacer	23	92-2379	1	Clamp-Hose
10	1-633630	4	Grommet	24	115-2368	1	Hose-Fuel
11	3290-134	1	Screw	25	110-4007	1	Hose-Fuel
13	321-9	4	Screw-HH	26	121-5592	1	Electronic Control Unit
14	121-3058	1	Gasket-Exhaust				



Rear Axle and Steering Cylinder Assembly

Ref.	Part Number	Qty.	Description	Ref.	Part Number	Qty.	Description
1	110-4750	1	Drive Axle ASM	15	32120-15	2	Ring-Snap, EXT
2	340-126	2	Nut-Bulkhead	16	100-3053	1	Gear-45 Tooth
3	240-2	2	Grommet-Rubber	17	106-1140	1	Gasket
4	120-9069-03	1	Plate-Mount, Bulkhead	18	104-2353	2	Pin-Dowel
5	43-0090	4	Screw-HH	19	95-7541	1	Plate-Cover
6	48-9590	4	Washer-Lock	20	32120-76	2	Ring-Snap, EXT
7	3272-12	2	Pin-Cotter	21	104-0755	1	Pinion-27 Tooth
8	92-5836	1	Washer	22	237-166	1	O-Ring
9	100-3796	1	Spacer-Joint, Ball	23	3256-26	8	Washer-Flat
10	32136-14	2	Nut-Hst	24	325-7	2	Screw-HH
11	353-989	2	Plug-Hex, Hollow	25	120-8814	1	HYD Motor ASM
11:1	237-42	1	O-Ring	26	33114-020	6	Screw-HH
12	93-5268	10	Nut-Lug	27	3253-4	6	Washer-Lock
13		2	Tire And Wheel ASM ●	28	121-1535	1	Steering Cylinder ASM
13:1	120-8910	1	Tire-Off Road	28:1	106-6774	1	Joint-Ball
13:2	120-8909	1	Rim	28:2	100-3795	1	Joint-Ball
13:3	232-27	1	Stem-Valve	28:3	32151-104	2	Ring-Retaining, External
14	74-5700	1	Bearing-Needle, Roller	28:4	302-5	1	Fitting-Grease

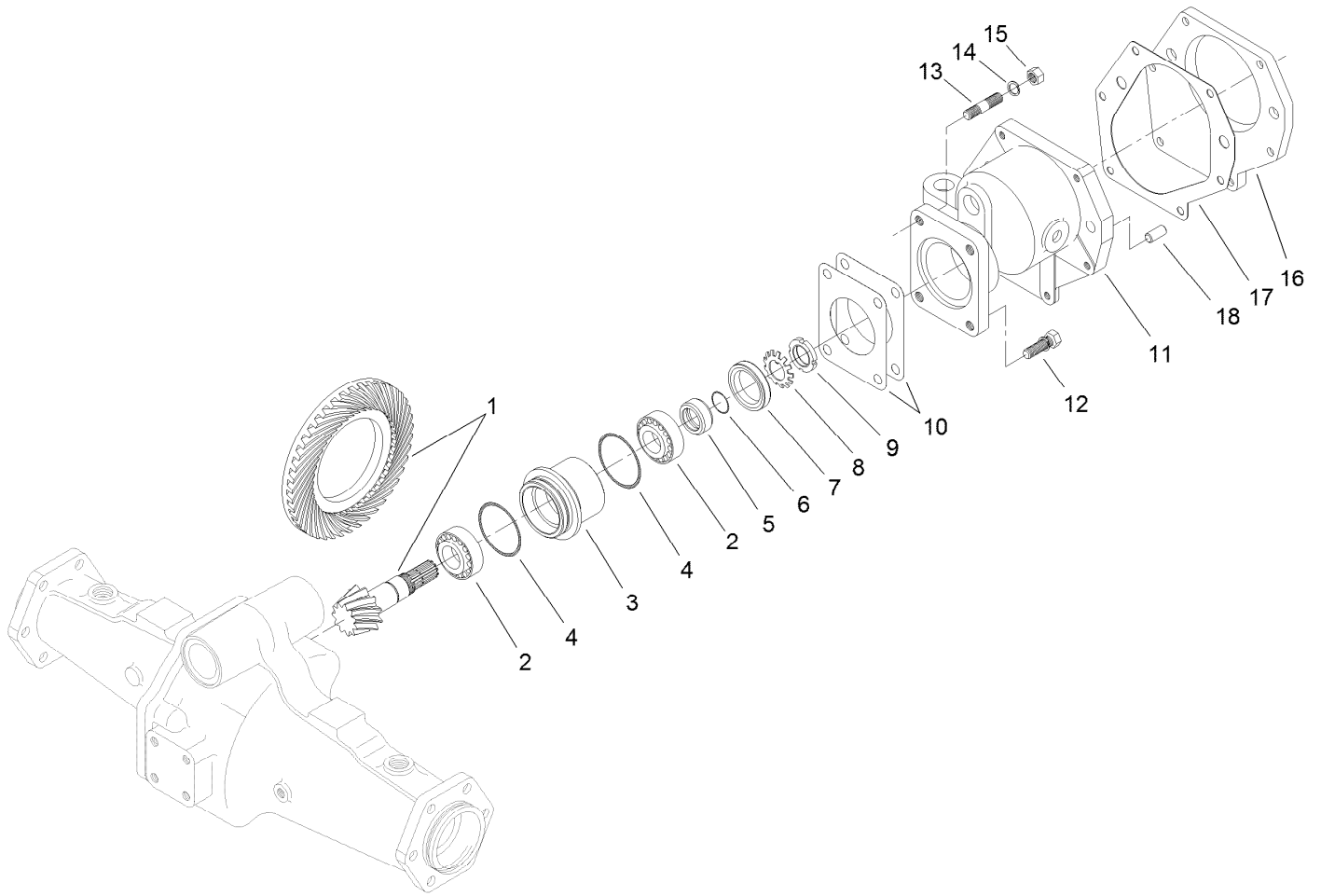
● Not serviced separately



Rear Axle and Steering Cylinder Assembly (continued)

<i>Ref.</i>	<i>Part Number</i>	<i>Qty.</i>	<i>Description</i>	<i>Ref.</i>	<i>Part Number</i>	<i>Qty.</i>	<i>Description</i>
28:5	302-60	1	Fitting-Grease	33	120-8895-03	1	Mount-Rear
28:6	121-1534	1	HYD Steering Cylinder ASM	34	99-5107	6	Nut-Lock
29	302-33	2	Fitting-Grease	35	98-7077	1	Pin-Axle, Rear
30	3296-68	1	Nut-Lock, NI	36	32144-14	1	Screw-HWHTF
31	92-1765	1	Washer-Thrust	37	99-8431	2	Washer-Thrust
32	325-6	6	Screw-HH	38	99-8432	2	Washer-Thrust

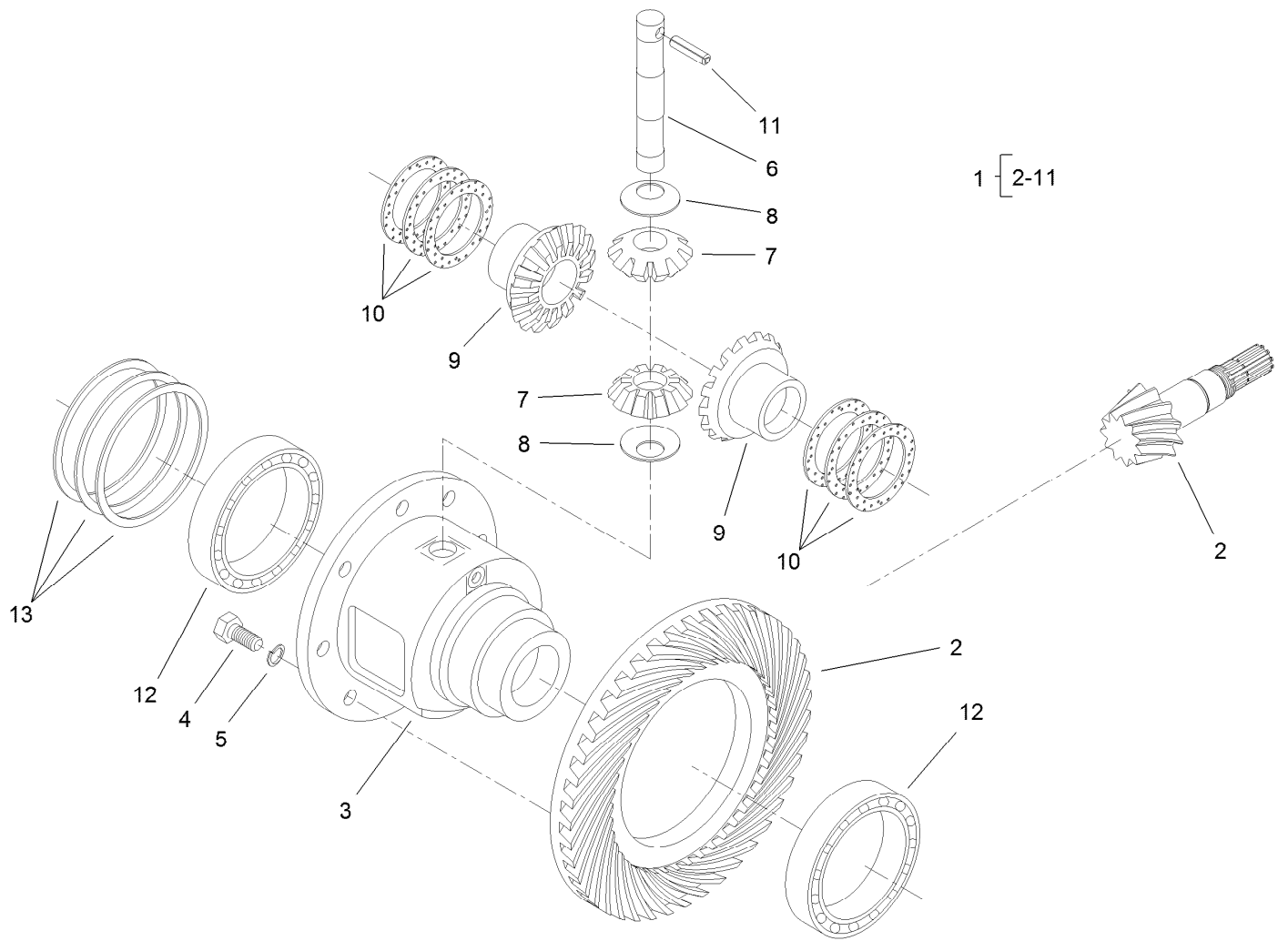
● Not serviced separately



Bevel Pinion Shaft Assembly Rear Axle Assembly No. 110-4750

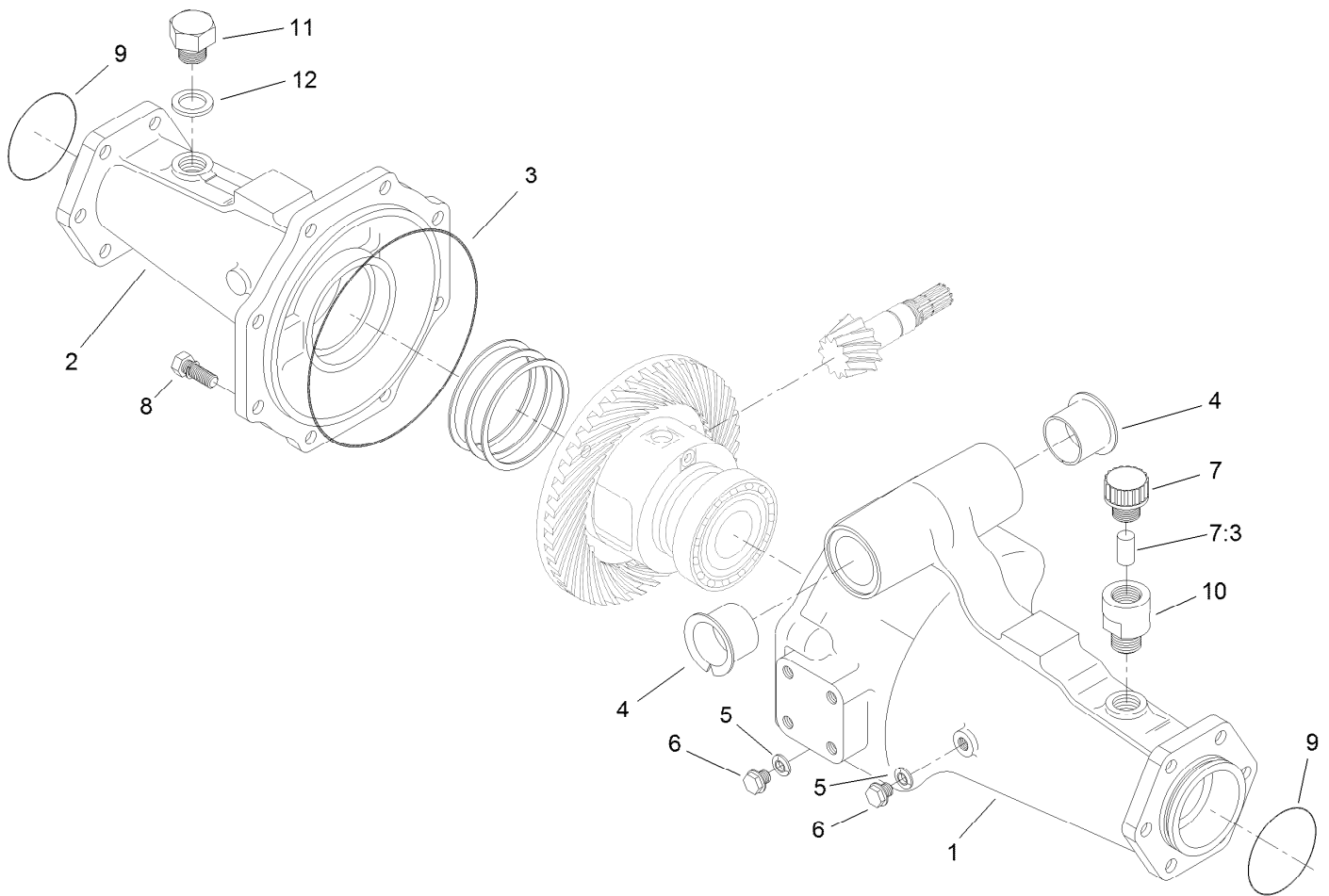
<i>Ref.</i>	<i>Part Number</i>	<i>Qty.</i>	<i>Description</i>
1	106-1093	1	Ring And Pinion Set
2	99-7570	2	Bearing-Roller, Taper
3	95-7534	1	Case-Bearing
4	106-1065	2	O-Ring
5	99-7572	1	Collar-Seal, Oil
6	106-1066	1	O-Ring
7	99-7574	1	Seal-Oil
8	99-7559	1	Washer-Lock
9	99-7560	1	Nut-Lock
10	99-7550	2	Shim 0.1

<i>Ref.</i>	<i>Part Number</i>	<i>Qty.</i>	<i>Description</i>
10	99-7551	2	Shim 0.2
11	95-7533	1	Case-Gear
12	99-7575	2	Bolt
13	98-7735	2	Stud
14	99-7527	2	Washer-Spring
15	99-7526	2	Nut
16	95-7541	1	Plate-Cover
17	106-1140	1	Gasket
18	104-2353	2	Pin-Dowel



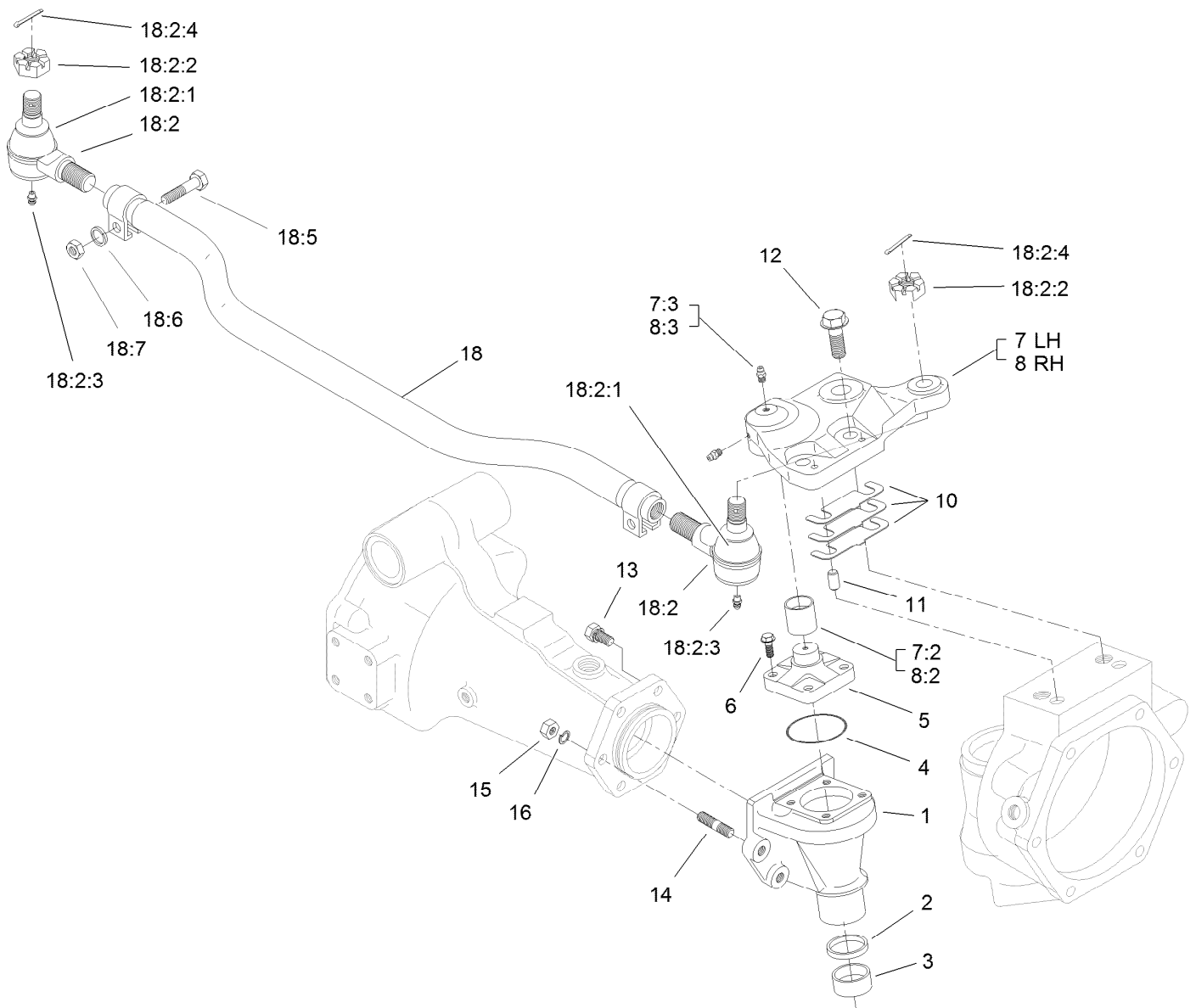
Differential Assembly Rear Axle Assembly No. 110-4750

<i>Ref.</i>	<i>Part Number</i>	<i>Qty.</i>	<i>Description</i>	<i>Ref.</i>	<i>Part Number</i>	<i>Qty.</i>	<i>Description</i>
1	95-7503	1	Differential ASM	10	99-7582	2	Washer-Differential
2	106-1093	1	Ring And Pinion Set	10	99-7583	2	Washer-Differential
3	95-7502	1	Case-Differential	10	99-7584	2	Washer-Differential
4	99-7576	8	Bolt	11	99-7588	1	Pin-Spring
5	3253-4	8	Washer-Lock	12	99-7562	2	Bearing-Ball
6	99-7578	1	Shaft-Differential	13	99-7585	2	Shim 0.1
7	99-7579	2	Pinion-Differential	13	99-7586	2	Shim 0.2
8	99-7580	2	Washer-Differential	13	99-7587	2	Shim 0.4
9	99-7581	2	Gear-Differential				



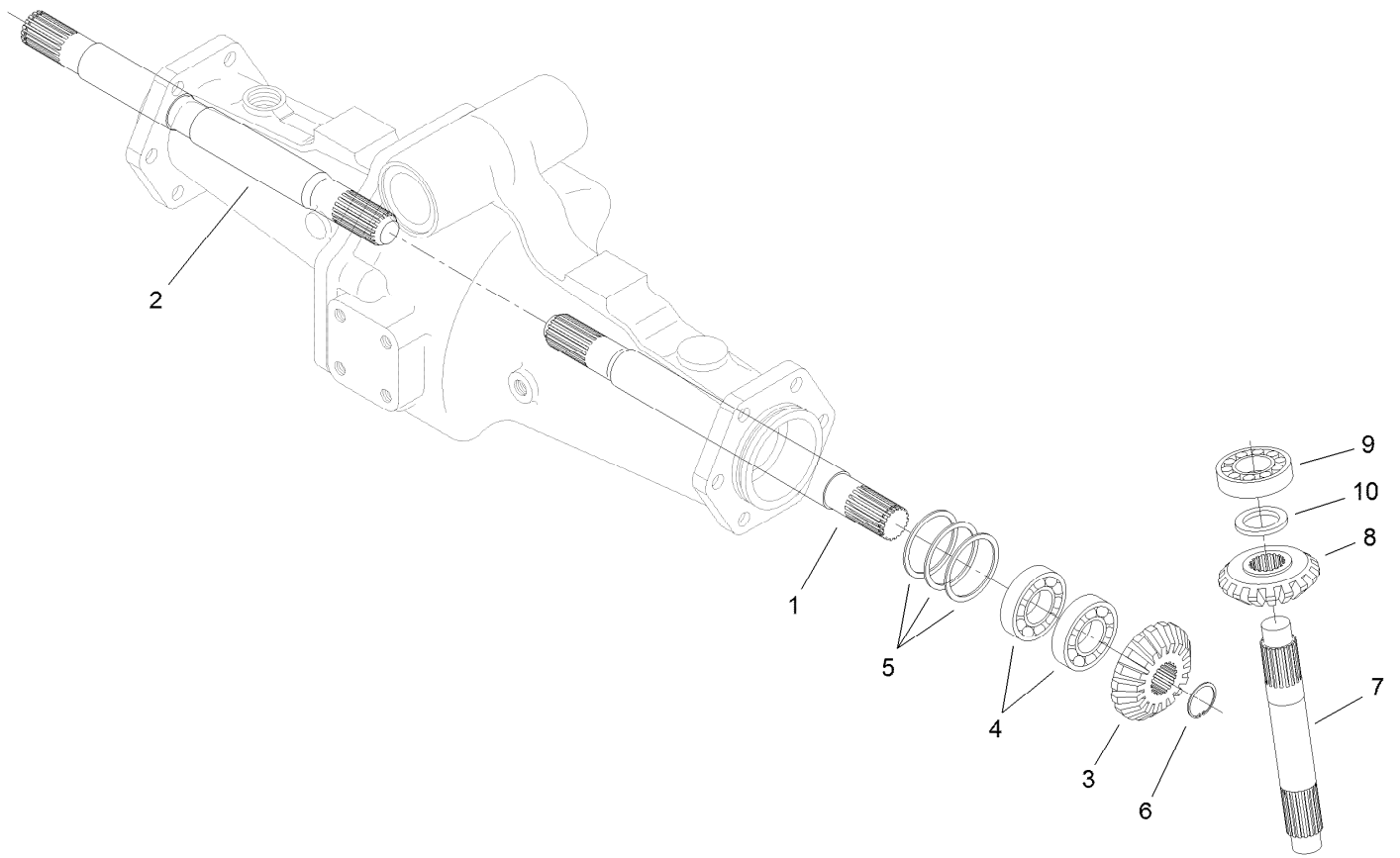
Axle Support Assembly Rear Axle Assembly No. 110-4750

<i>Ref.</i>	<i>Part Number</i>	<i>Qty.</i>	<i>Description</i>
1	95-7508	1	Support-Axle
2	95-7506	1	Support-Axle
3	106-1067	1	O-Ring
4	95-7537	2	Bushing-Flanged
5	99-7590	2	Washer-Seal
6	99-7589	2	Plug
7	110-4812	1	Axle Vent ASM
7:3	110-4815	1	Insert-Filter, Foam
8	99-7592	8	Bolt
9	106-1068	2	O-Ring
10	104-2377	1	Extension-Vent
11	104-8643	1	Plug
12	104-8644	1	O-Ring



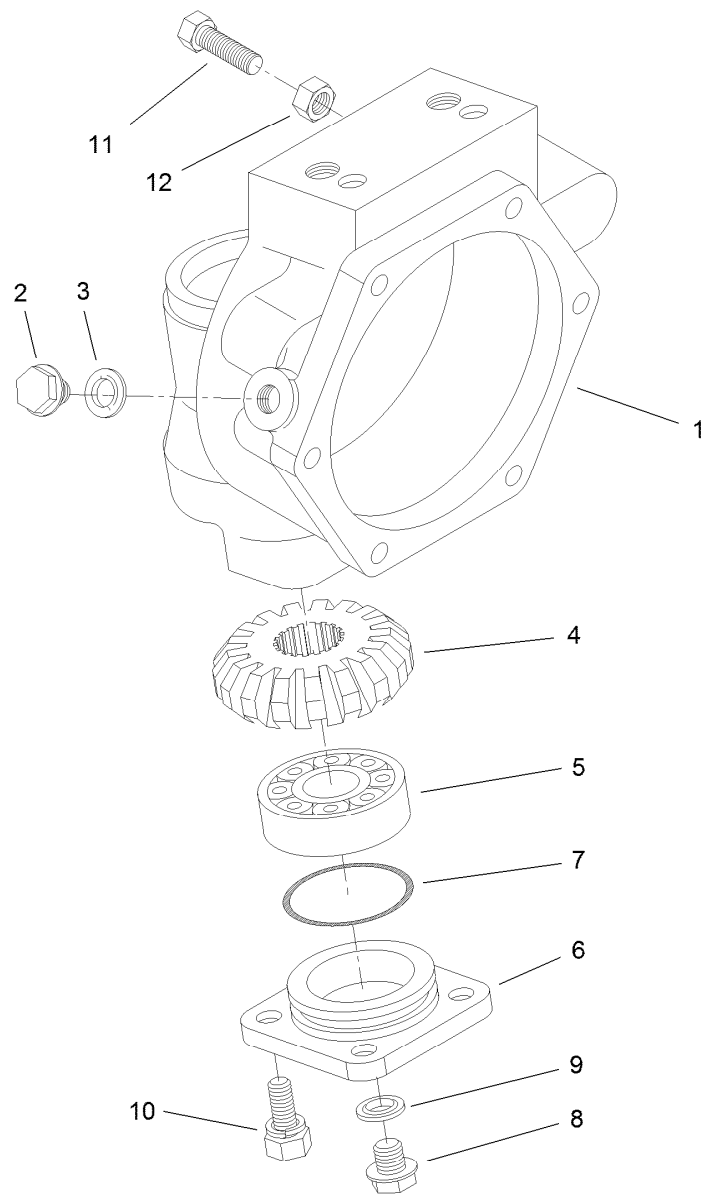
Bevel Gear Case Assembly Rear Axle Assembly No. 110-4750

Ref.	Part Number	Qty.	Description	Ref.	Part Number	Qty.	Description
1	110-4752	2	Case-Gear, Bevel	12	104-2375	4	Bolt
2	110-4754	2	Seal-Oil	13	99-7599	8	Bolt
3	104-2378	2	Bushing	14	99-7525	4	Stud
4	106-1069	2	O-Ring	15	99-7526	4	Nut
5	104-2373	2	Knuckle	16	99-7527	4	Washer-Spring
6	104-2374	8	Bolt	18	106-1141	1	Steering Tie Rod ASM
7	100-3768	1	LH Steering Arm ASM	18:2	106-1113	2	Tie Rod End ASM - RH Thread
7:2	104-8634	1	Bushing	18:2:1	100-3853	1	Cover-Dust
7:3	106-1104	2	Fitting-Grease	18:2:2	100-3854	1	Nut-Castle
8	100-3766	1	RH Steering Arm ASM	18:2:3	110-4755	1	Fitting-Grease
8:2	104-8634	1	Bushing	18:2:4	3272-11	1	Pin-Cotter
8:3	106-1104	2	Fitting-Grease	18:5	100-3855	2	Bolt
10	95-7547	2	Shim 0.1	18:6	99-7527	2	Washer-Spring
10	95-7548	2	Shim 0.2	18:7	99-7526	2	Nut
10	95-7549	2	Shim 0.3				
11	99-7597	4	Pin-Dowel				



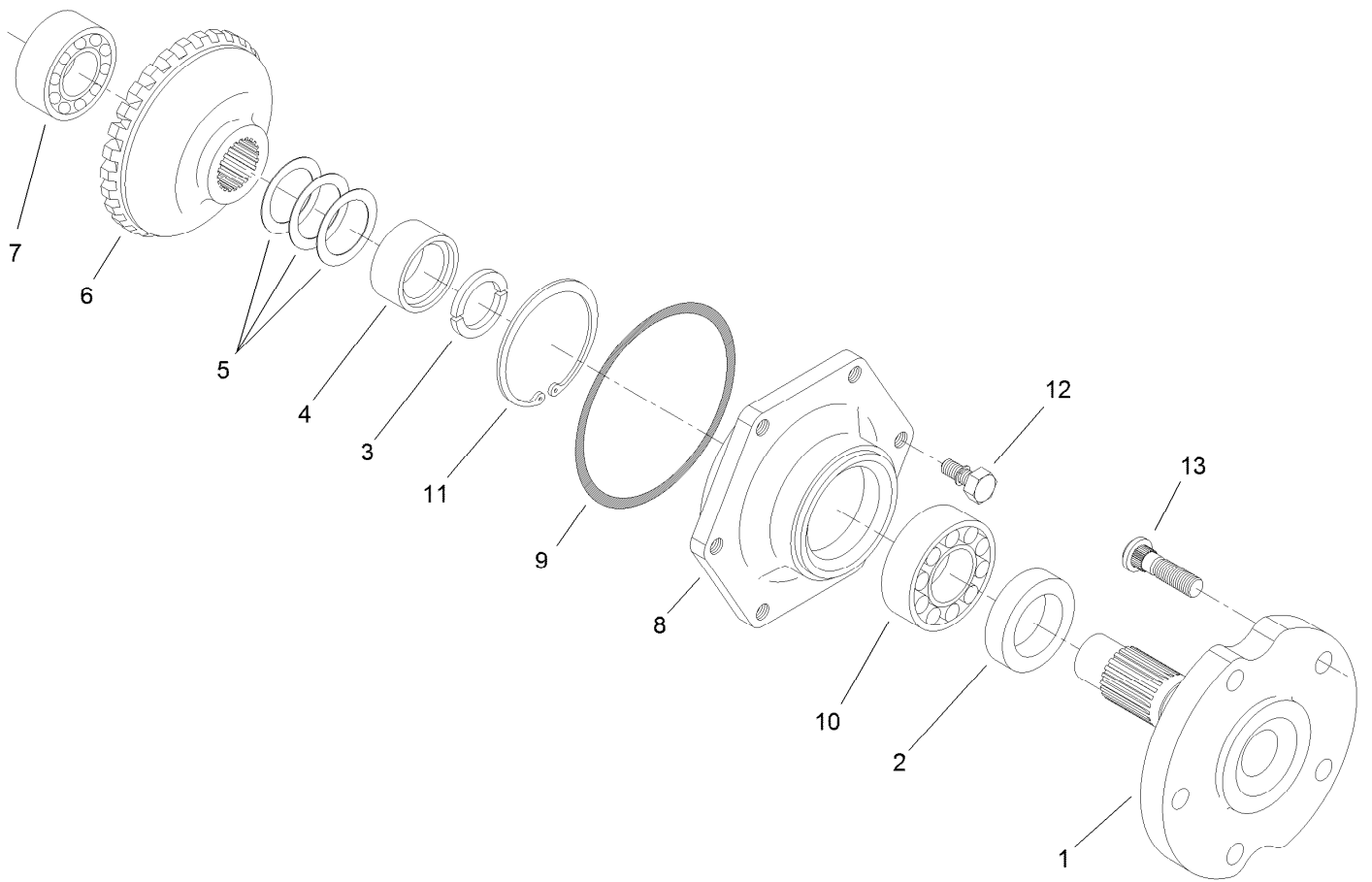
Bevel Gear Shaft Assembly Rear Axle Assembly No. 110-4750

<i>Ref.</i>	<i>Part Number</i>	<i>Qty.</i>	<i>Description</i>
1	95-7509	1	Shaft-Gear, Differential
2	95-7512	1	Shaft-Gear, Differential
3	95-7517	2	Gear-Bevel, 15 Tooth
4	99-7530	4	Bearing-Ball
5	99-7552	2	Shim 0.1
5	99-7553	2	Shim 0.2
5	99-7554	2	Shim 0.5
6	99-7531	2	Clip
7	110-4753	2	Shaft-Gear, Bevel
8	95-7519	2	Gear-Bevel, 17 Tooth
9	99-7532	2	Bearing-Roller, Taper
10	99-7558	2	Collar



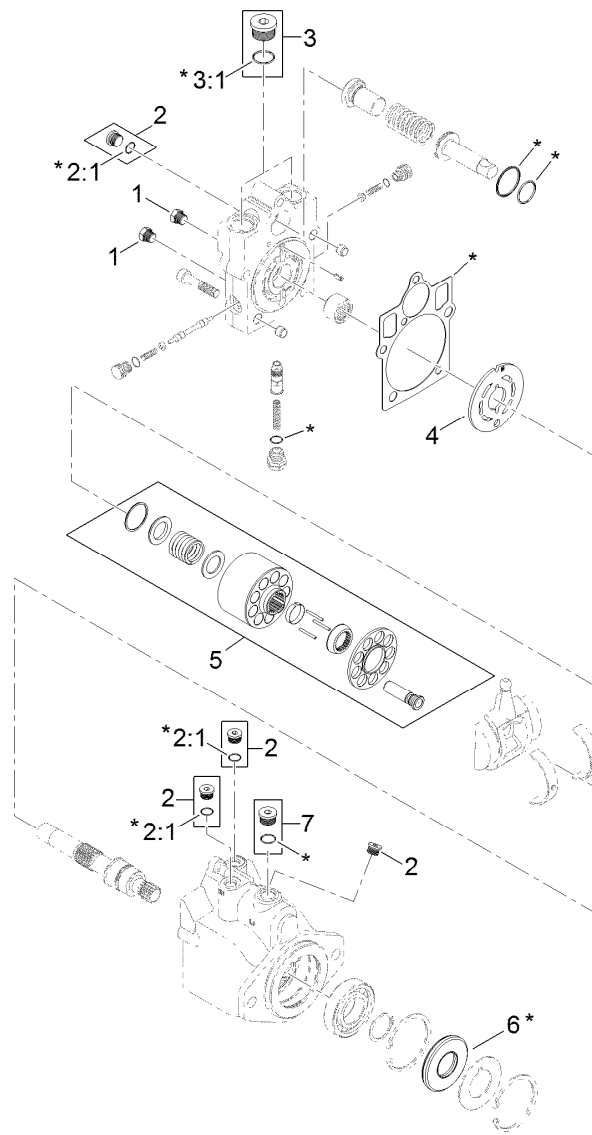
Axle Case Assembly Rear Axle Assembly No. 110-4750

<i>Ref.</i>	<i>Part Number</i>	<i>Qty.</i>	<i>Description</i>
1	110-4751	2	Case-Axle
2	99-7535	2	Plug
3	99-7536	2	Washer-Seal
4	95-7527	2	Gear-Bevel, 17 Tooth
5	99-7532	2	Bearing-Roller, Taper
6	100-2560	2	Cover
7	106-1070	2	O-Ring
8	99-7589	2	Plug
9	99-7590	2	Washer-Seal
10	100-2562	8	Bolt
11	106-1102	2	Bolt-Stop
12	106-1103	2	Nut



Axle Assembly Rear Axle Assembly No. 110-4750

<i>Ref.</i>	<i>Part Number</i>	<i>Qty.</i>	<i>Description</i>
1	95-7522	2	Axle
2	99-7564	2	Seal-Oil
3	95-7544	4	Clip
4	95-7523	2	Spacer
5	99-7555	2	Shim 0.3
5	99-7556	2	Shim 0.2
5	99-7557	2	Shim 0.5
6	95-7524	2	Gear-Bevel, 29 Tooth
7	99-7534	2	Bearing-Ball
8	95-7521	2	Cover-Axle
9	106-1071	2	O-Ring
10	99-7561	2	Bearing-Ball
11	99-7539	2	Clip
12	99-7596	12	Bolt
13	99-7563	10	Stud

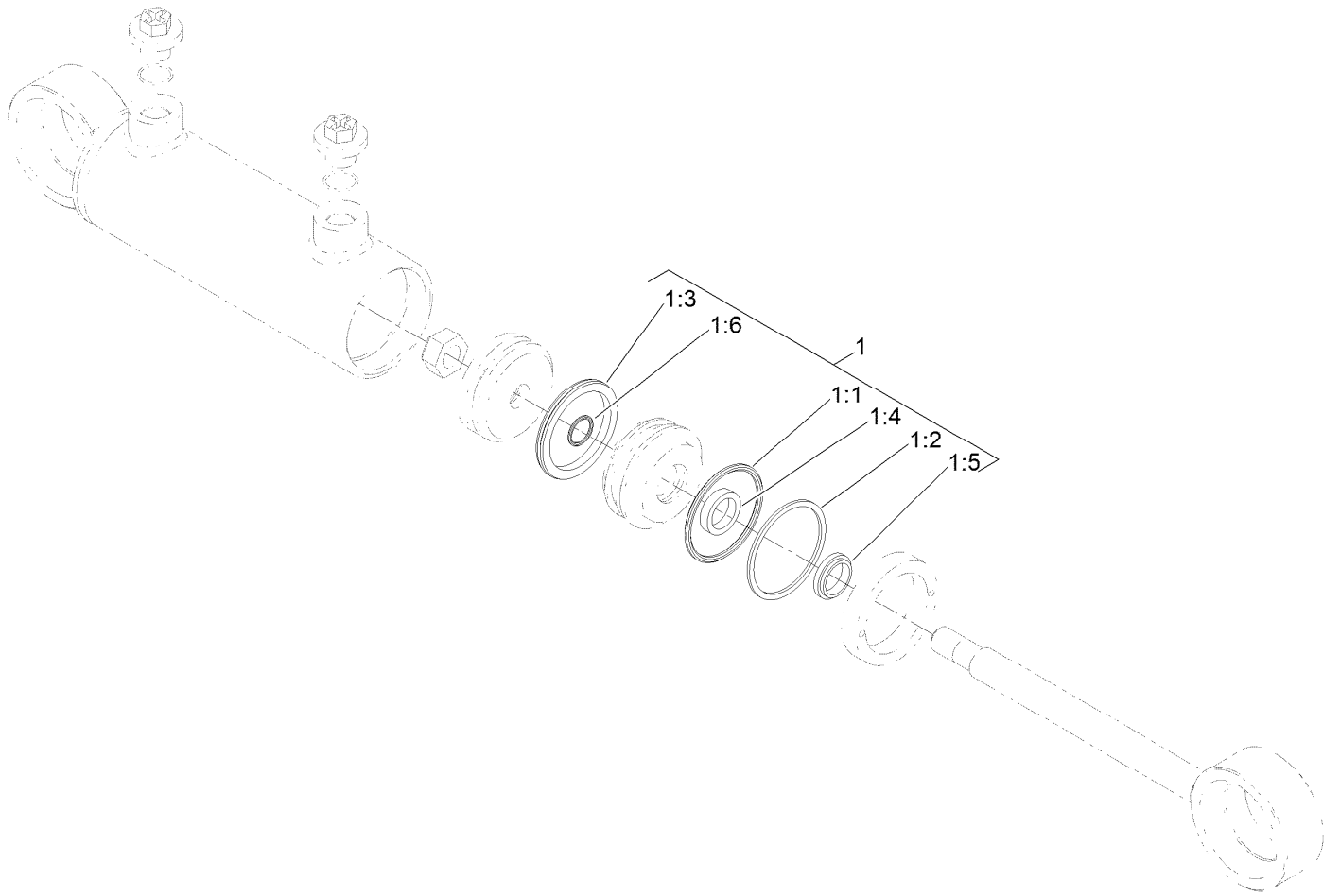


8 = all items with * are included in overhaul seal kit

Hydraulic Motor Assembly No. 120-8814

Ref.	Part Number	Qty.	Description
1	92-1352	2	Plug
2	69-3080	5	Plug
2:1		1	O-Ring ●
3	69-3130	2	Plug
3:1		1	O-Ring ●
4	121-1734	1	Plate-Valve
5	110-6472	1	Cylinder Block Kit ASM
6	69-3190	1	Seal-Lip
7	67-9090	1	Plug
8	121-1736	1	Overhaul Seal Kit

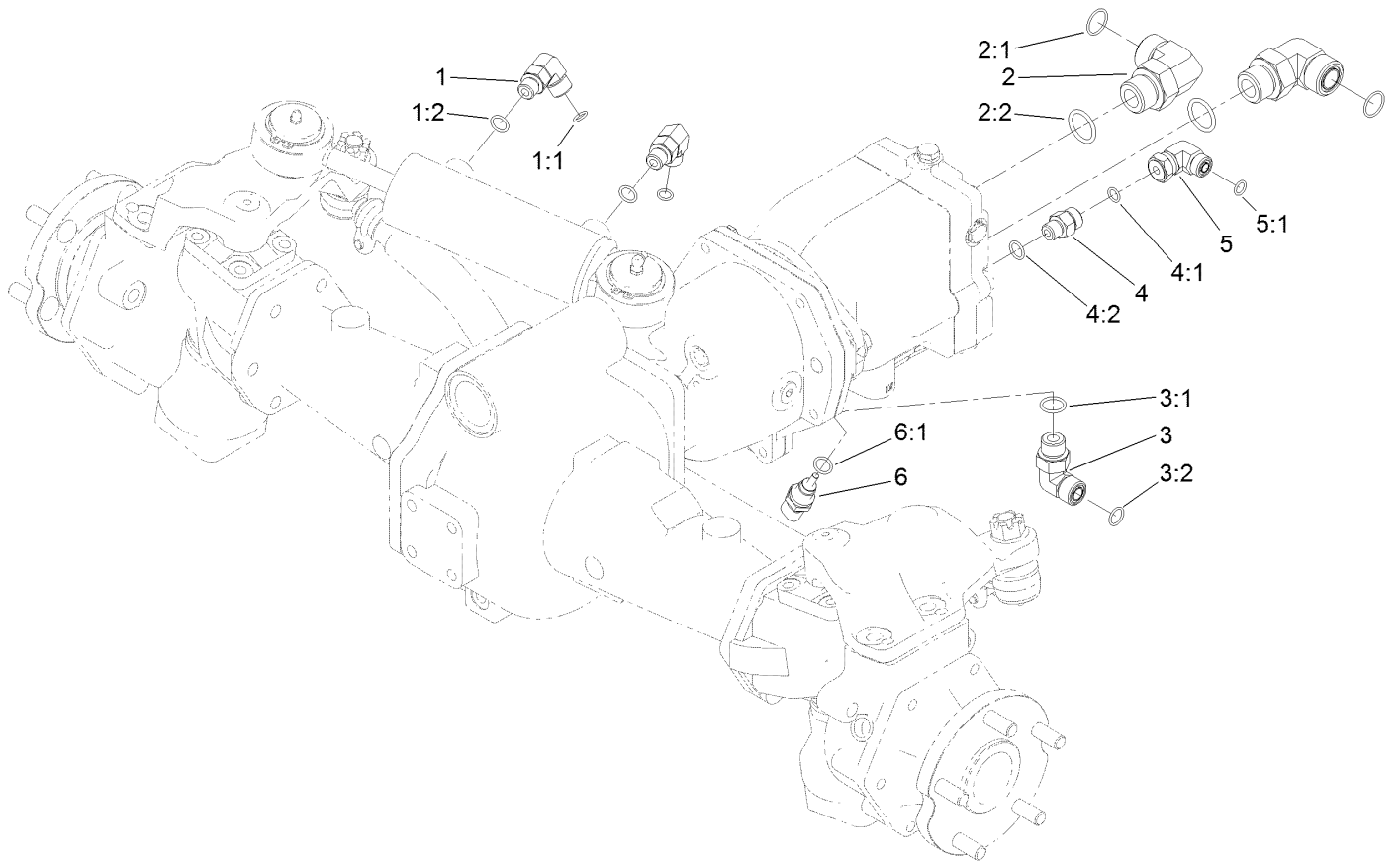
● Not serviced separately



Steering Cylinder Assembly No. 121-1534

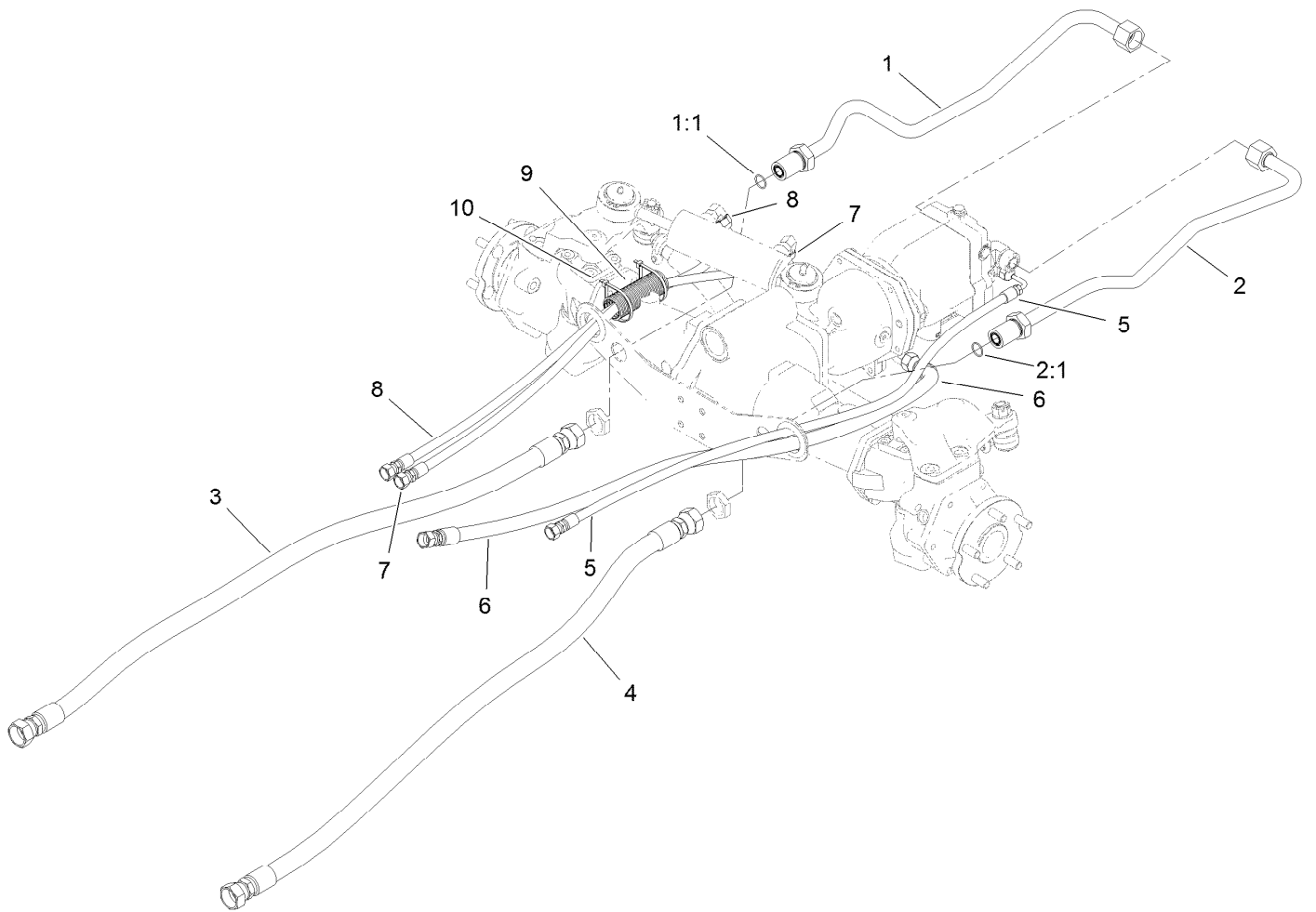
<i>Ref.</i>	<i>Part Number</i>	<i>Qty.</i>	<i>Description</i>
1	125-4302	1	Seal Kit
1:1		1	O-Ring ●
1:2		1	Backup ●
1:3		1	Bp Seal ●
1:4		1	Bt Seal ●
1:5		1	Dust Seal ●
1:6		1	O-Ring ●

● Not serviced separately



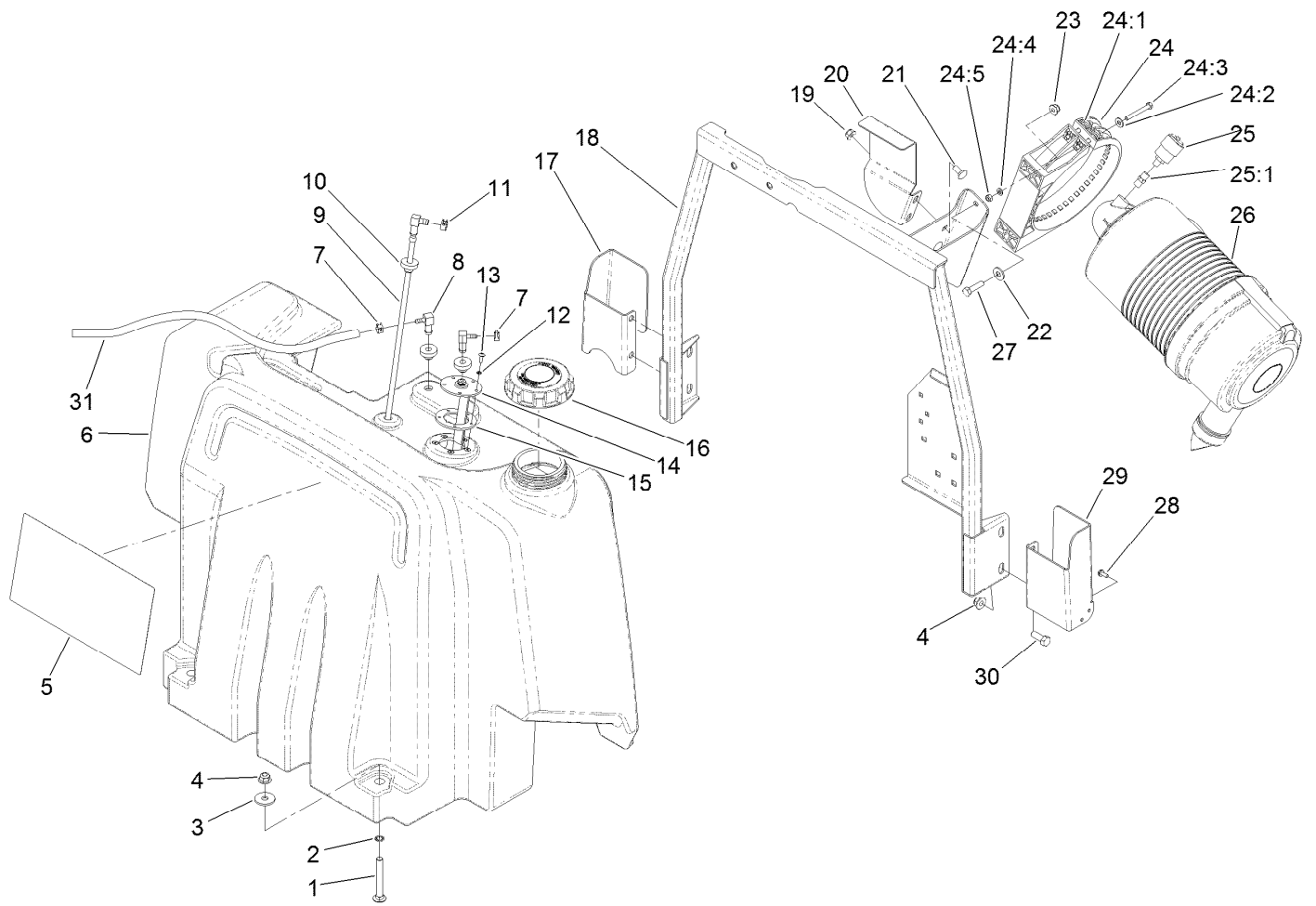
Hydraulic Fitting Assembly

<i>Ref.</i>	<i>Part Number</i>	<i>Qty.</i>	<i>Description</i>	<i>Ref.</i>	<i>Part Number</i>	<i>Qty.</i>	<i>Description</i>
1	340-77	2	Fitting-Elbow, 90 DEG	3:2	237-30	1	O-Ring
1:1	237-22	1	O-Ring	4	340-2	1	Fitting-Straight
1:2	237-42	1	O-Ring	4:1	237-22	1	O-Ring
2	340-142	2	Fitting-Elbow, 90 DEG	4:2	237-42	1	O-Ring
2:1	237-58	1	O-Ring	5	340-159	1	Elbow-90
2:2	237-81	1	O-Ring	5:1	237-22	2	O-Ring
3	340-98	1	Fitting-Elbow, 90 DEG	6	110-8829	1	Sender-Temperature
3:1	237-79	1	O-Ring	6:1	237-42	1	O-Ring



Hose and Tube Routing Assembly

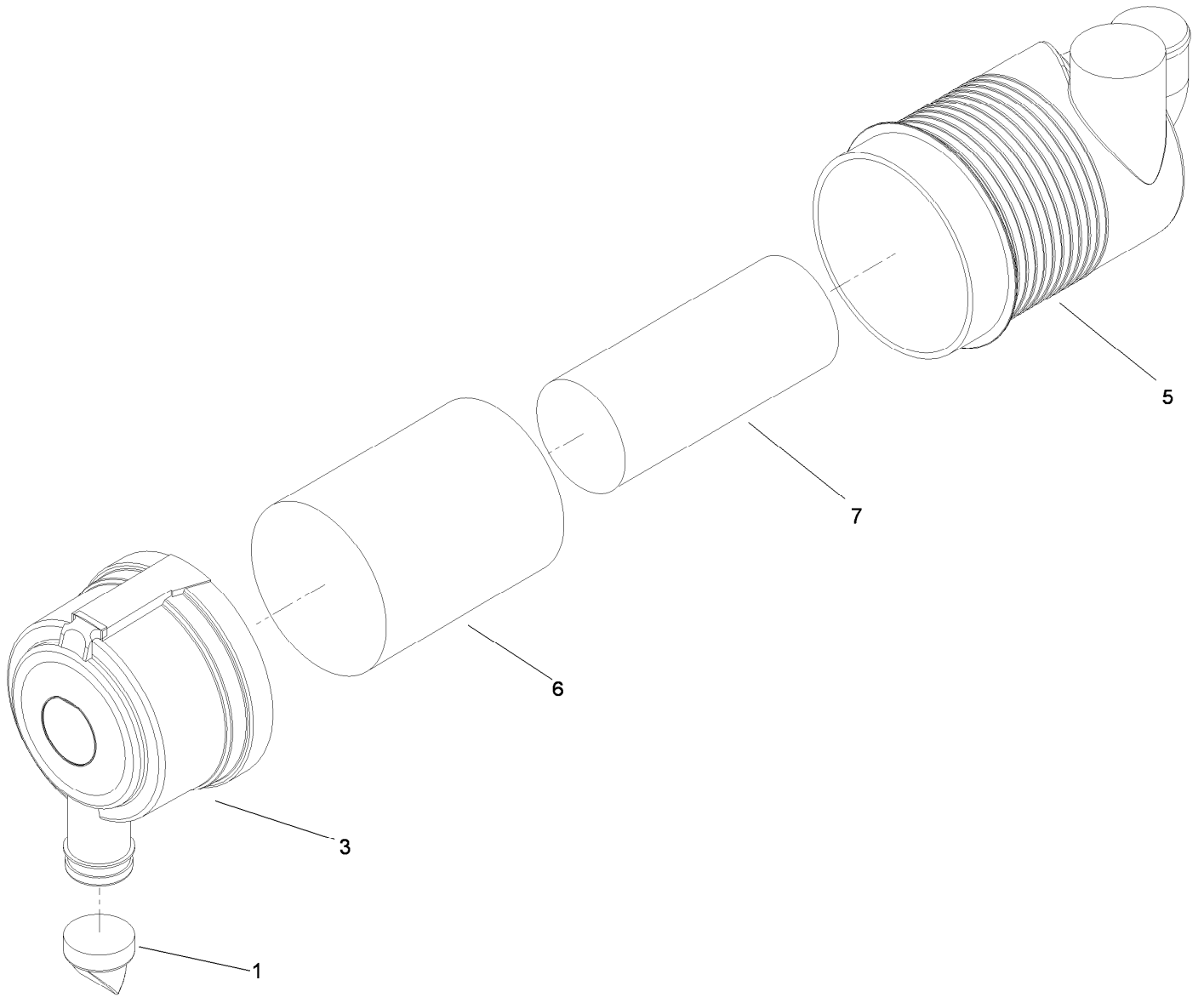
<i>Ref.</i>	<i>Part Number</i>	<i>Qty.</i>	<i>Description</i>
1	120-9067	1	HYD Tube ASM
1:1	237-58	1	O-Ring
2	120-9068	1	Tube ASM
2:1	237-58	1	O-Ring
3	121-1502	1	Hose-HYD
4	121-1520	1	Hose-HYD
5	121-1459	1	Hose-HYD
6	121-1458	1	Hose-HYD
7	121-1500	1	Hose-HYD
8	121-1501	1	Hose-HYD
9	121-1544	3	Cover-Hose
10	3290-379	4	Tie-Cable



Fuel Tank and Air Cleaner Assembly

Ref.	Part Number	Qty.	Description
1	3231-10	2	Screw-CARR
2	32151-72	2	Ring-Retaining
3	63-8410	2	Washer
4	104-8301	6	Nut-HF, NI
5	121-1677	1	Decal-Service
6	120-4195	1	Tank-Fuel
7	2412-98	2	Clamp-Hose
8	104-5228	2	Fitting-Elbow, 90 DEG
9	120-8908	1	Pipe-Stand
10	46-6560	3	Bushing
11	92-2379	1	Clamp-Hose
12	3253-15	5	Washer-Lock
13	32122-24	5	Screw-PTH
14	120-8912	1	Sender-Fuel
15	62-7650	1	Gasket
16	125-9171	1	Cap-Fuel
17	121-1514-03	1	Bracket-Latch, RH
18	120-4190-03	1	Support-Tank
19	104-8300	2	Nut-HF, NI

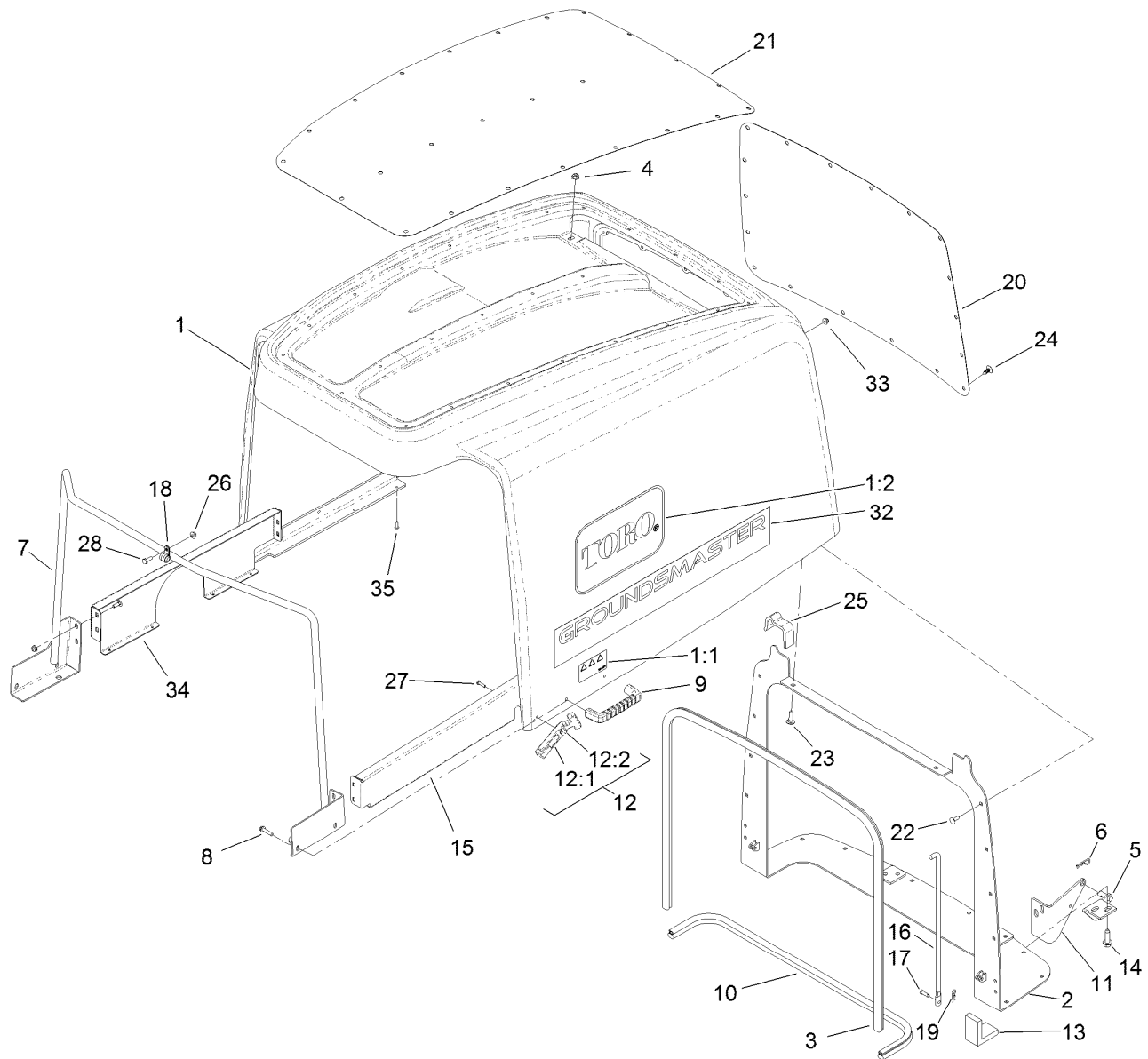
Ref.	Part Number	Qty.	Description
20	120-4193-03	1	Bracket-Fuel Tank
21	3230-1	2	Bolt-CARR
22	3256-3	2	Washer-Flat
23	104-8300	2	Nut-HF, NI
24	99-5414	1	Strap-Cleaner, Air
24:1	108-1512	2	Spring
24:2	3256-22	2	Washer-Flat
24:3	33113-050	2	Screw-HH
24:4	33093-00	2	Washer-Flat
24:5	33023-00	2	Nut-Lock
25	104-3563	1	Indicator
25:1	94-1416	1	Adapter-Indicator
26	99-5410	1	Air Cleaner ASM
27	322-6	2	Screw-HH
28	32144-1	4	Screw-Taptite
29	121-1513-03	1	Bracket-Latch, LH
30	323-6	4	Screw-HH
31	110-5701	1	Hose-Fuel



Air Cleaner Assembly No. 99-5410

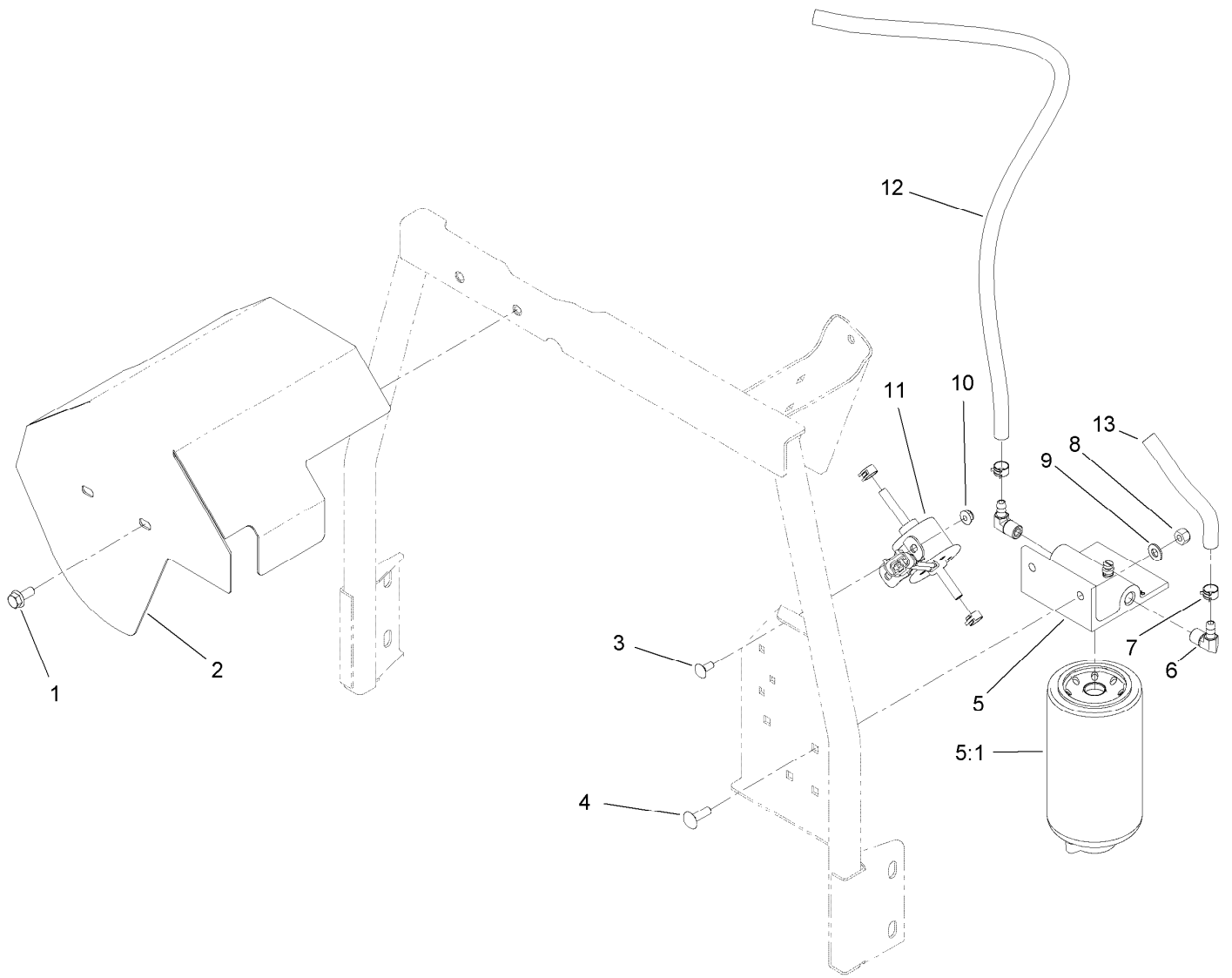
<i>Ref.</i>	<i>Part Number</i>	<i>Qty.</i>	<i>Description</i>
1	104-4258	1	Valve-Vacuator
3	104-4259	1	Cover
5		1	Body ASM ●
6	108-3814	1	Filter-Air
7	108-3816	1	Filter-Air

● Not serviced separately



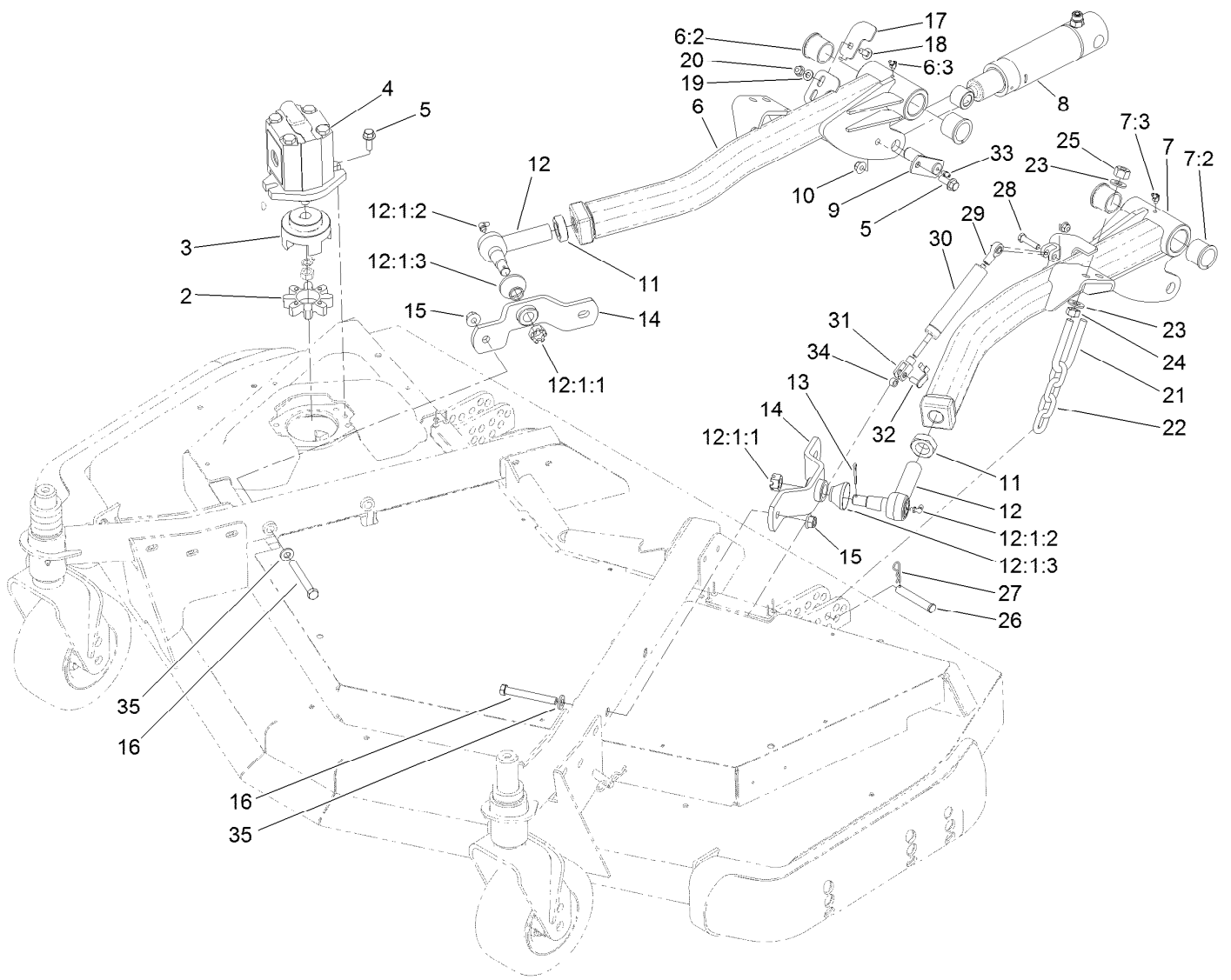
Hood and Screen Assembly

Ref.	Part Number	Qty.	Description	Ref.	Part Number	Qty.	Description
1	120-9090	1	Hood ASM	15	120-8949-03	1	Support-Hood, LH
1:1	106-6754	1	Decal-Danger	16	104-8313	2	Rod-Hood
1:2	66-1210	2	Decal	17	283-67	2	Pin-Clevis
2	120-9099-03	1	Pivot-Hood	18	2412-134	2	Clamp-R
3	114-3823	1	Seal-Bulb	19	3290-307	2	Pin-Cotter
4	104-8300	2	Nut-HF, NI	20	120-9096-03	1	Screen-Hood, Rear
5	121-1470	2	Pivot-Screen	21	120-9097-03	1	Screen-Hood, Top
6	3290-467	2	Pin-Hair	22	3229-1	24	Screw-CARR
7	120-4196-03	1	Support-Hood	23	3230-2	2	Bolt-CARR
8	46-8092	4	Screw-Plastite	24	117-2382	43	Plug-Plastic
9	65-5100	2	Handle-Door	25	120-9087	2	Seal-Foam
10	104-3590	1	Seal-Bulb	26	32128-33	2	Nut-HF
11	104-3588-03	2	Pivot-Screen	27	32104-4	2	Screw
12	94-5626	2	Flexible Draw Latch ASM	28	321-4	2	Screw-HH
12:1	103-4080	1	Latch-Rubber	32	106-2045	2	Decal-Hood
12:2	103-4081	1	Latch-Keeper	33	104-7201	24	Nut-HF
13	104-3580	2	Seal-Corner, Screen	34	120-8948-03	1	Support-Hood, RH
14	32144-109	8	Screw-Thd	35	3269-4	8	Rivet-Pop



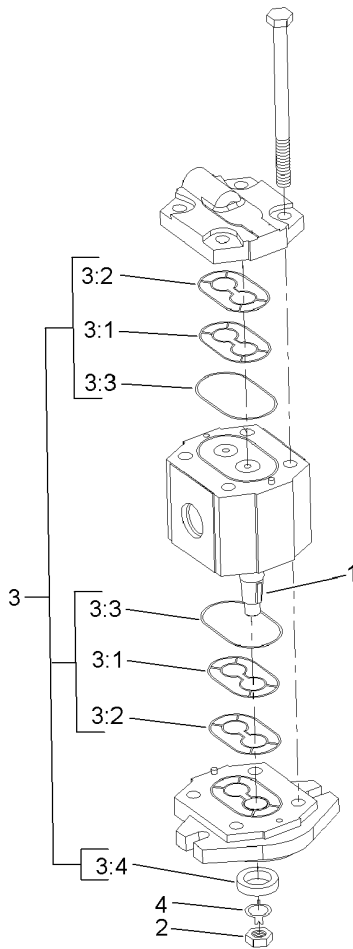
Fuel/Water Separator and Shield Assembly

<i>Ref.</i>	<i>Part Number</i>	<i>Qty.</i>	<i>Description</i>
1	3234-47	2	Screw-HHF
2	120-4188-03	1	Bracket-Guard, Fuel Tank
3	3229-11	2	Screw-CARR
4	3230-22	2	Screw-CARR
5	125-2914	1	Filter-Separator
5:1	125-2915	1	Filter-Fuel/Water Separator
6	353-781	2	Fitting-HYD, 90
7	92-2379	4	Clamp-Hose
8	3296-29	2	Nut-Lock, NI
9	3256-23	2	Washer-Plain
10	104-7201	2	Nut-HF
11	121-5613	1	Pump-Fuel, Electric
12	109-0309	1	Hose-Fuel
13	110-3256	1	Hose-Fuel



Front Deck Installation Assembly

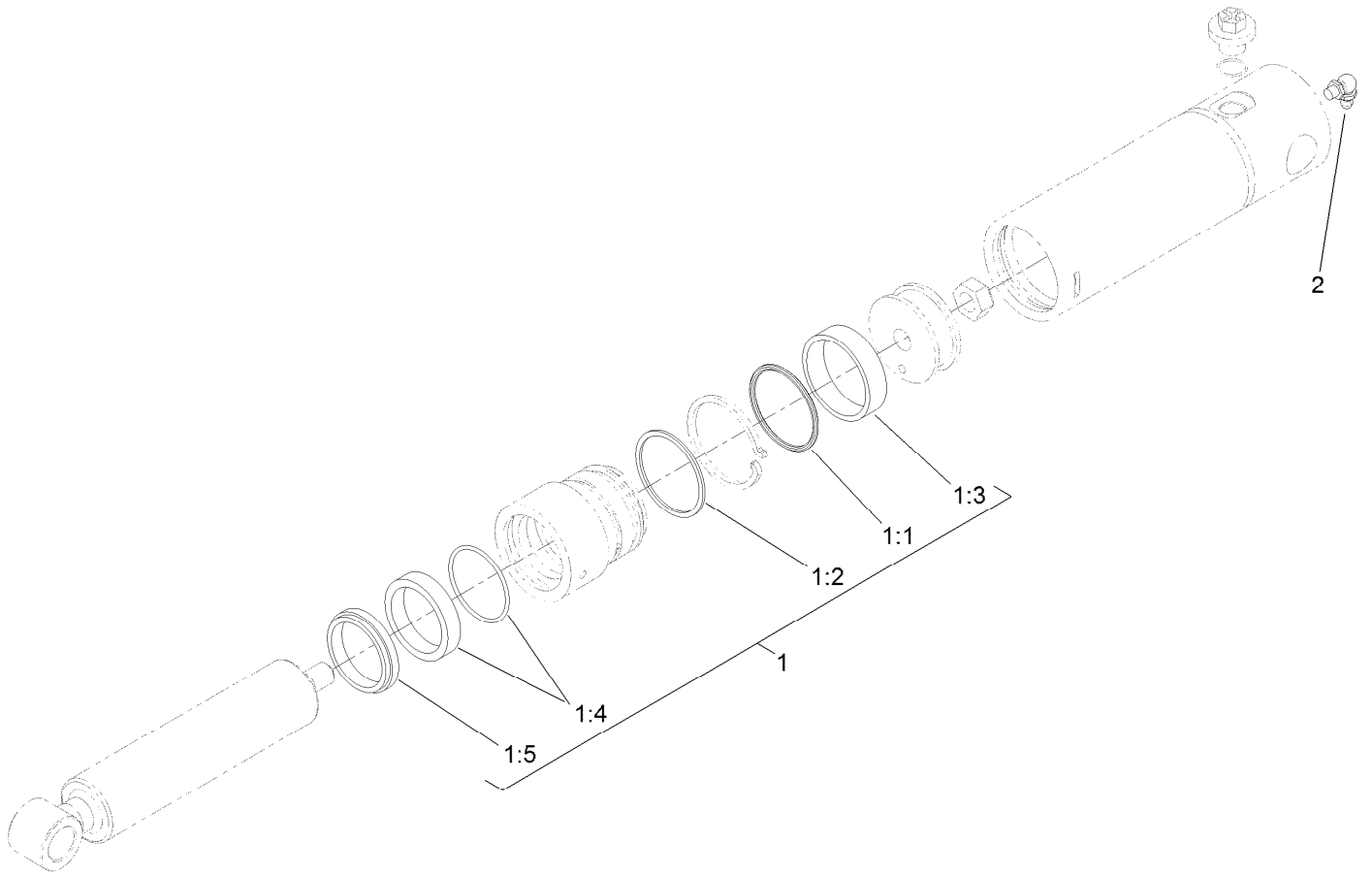
Ref.	Part Number	Qty.	Description	Ref.	Part Number	Qty.	Description
2	104-3542	1	Spider	16	324-19	4	Screw-HH
3	104-3541	1	Hub-Spider	17	120-8893	1	Plate-Sensor
4	99-5489	1	Gear Motor ASM	18	3230-23	1	Screw-CARR
5	3234-42	4	Screw-HHF	19	3256-23	1	Washer-Plain
6	120-8878	1	RH Lift Arm ASM	20	104-8300	2	Nut-HF, NI
6:2	104-0015	2	Bushing-Flange	21	104-0108	2	U-Bolt
6:3	302-11	1	Fitting-Lube, 45 DEG	22	95-6231	2	Chain-HOC
7	120-8879	1	LH Lift Arm ASM	23	3256-26	8	Washer-Flat
7:2	104-0015	2	Bushing-Flange	24	3217-9	4	Nut-HH
7:3	302-11	1	Fitting-Lube, 45 DEG	25	3296-25	4	Nut-Lock, NI
8	120-8802	2	HYD Cylinder ASM	26	283-55	2	Pin-Clevis
9	100-3020	2	Pin	27	3290-467	2	Pin-Hair
10	104-8301	2	Nut-HF, NI	28	322-17	1	Screw-HH
11	21-3001	2	Nut-Jam	29	104-8331	1	End-Rod, Spherical
12	86-8101-01	2	Joint-Ball, LH	30	105-3249	1	Damper
12:1:1	32136-2	1	Nut-SHH	31	115-5455	1	End-Rod, Clevis
12:1:2	302-40	1	Fitting-Grease, 90 DEG	32	115-5454	1	Pin-Spring
12:1:3	114-2874	1	Seal-Ball Joint	33	302-5	2	Fitting-Grease
13	3272-12	2	Pin-Cotter	34	115-2142	1	Spacer
14	93-4583-01	2	Mount-Joint, Ball	35	87-7480	4	Washer
15	114-8417	4	Nut-HF, NI				



Gear Motor Assembly No. 99-5489

<i>Ref.</i>	<i>Part Number</i>	<i>Qty.</i>	<i>Description</i>
1	3257-3	1	Key-Woodruff
2	110-8815	1	Nut-Hex
3	104-4284	1	Seal Kit
3:1		2	Anti-Ext Ring ●
3:2		2	Seal ●
3:3		2	O-Ring ●
3:4		1	Seal-Lip, Shaft ●
4	104-4283	1	Washer-Tab

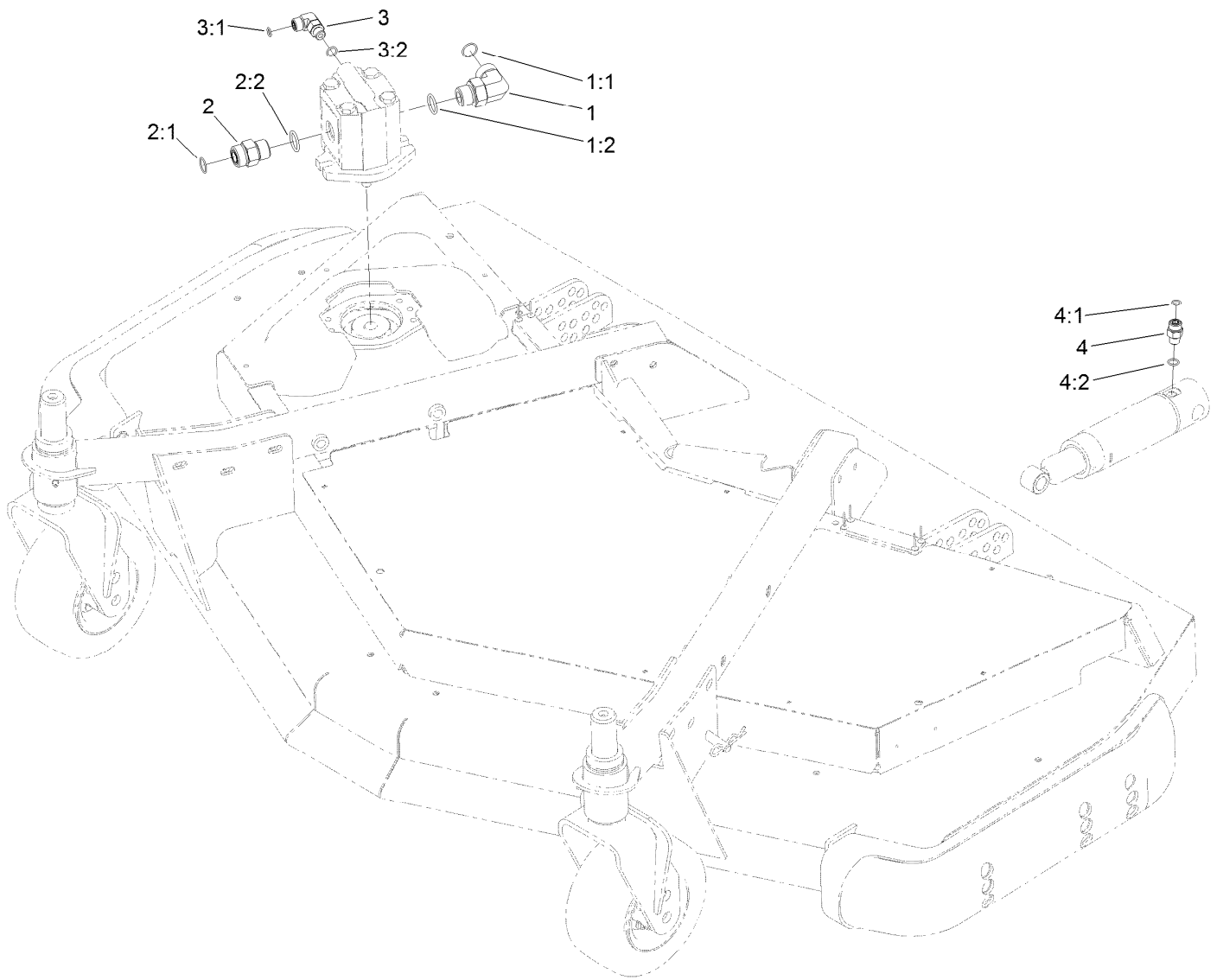
● Not serviced separately



Lift Cylinder Assembly No. 120-8802

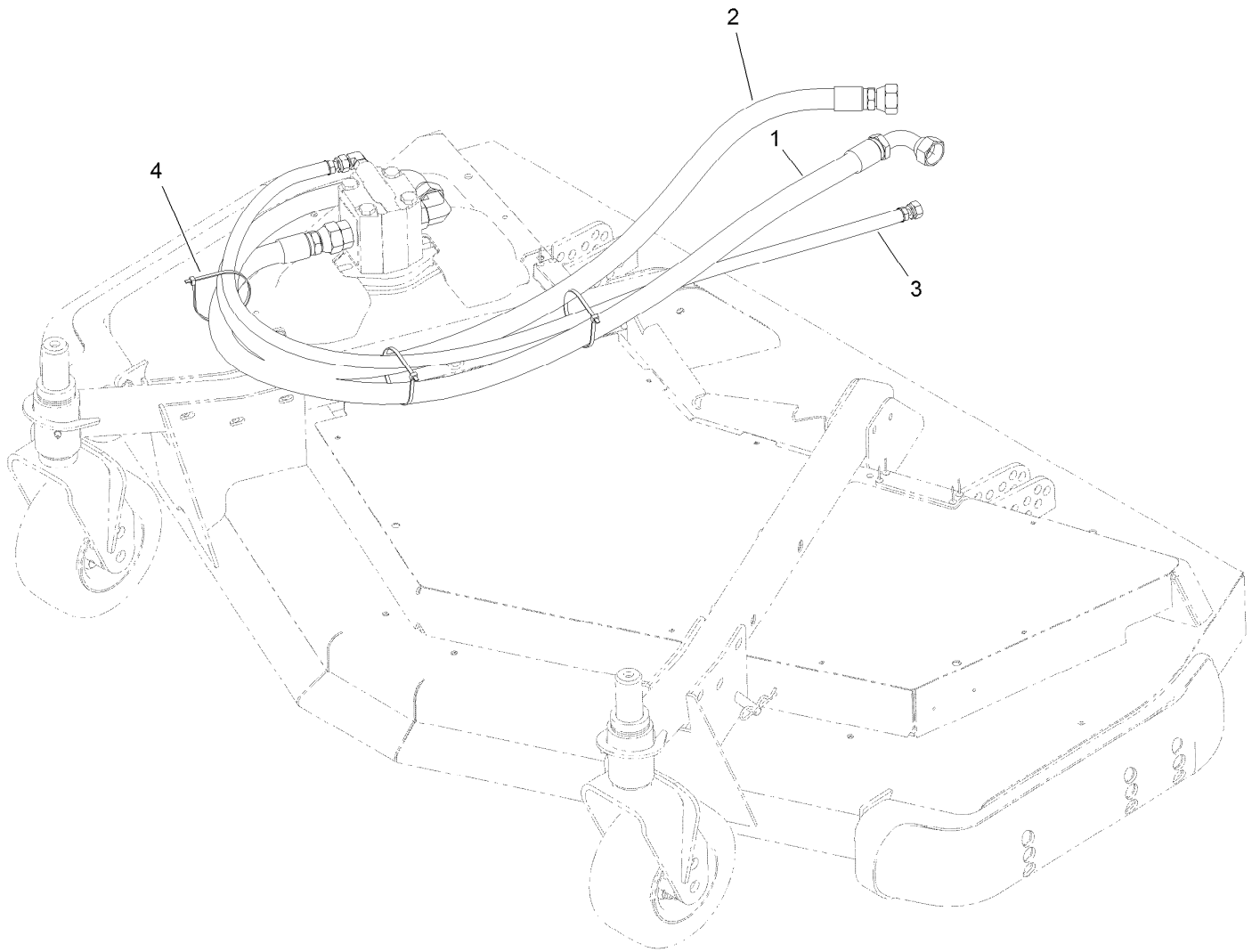
<i>Ref.</i>	<i>Part Number</i>	<i>Qty.</i>	<i>Description</i>
1	125-4301	1	Seal Kit
1:1		1	O-Ring ●
1:2		1	Backup ●
1:3		1	Wear Ring ●
1:4		1	Bds Seal ●
1:5		1	Dust Seal ●
2	302-60	1	Fitting-Grease

● Not serviced separately



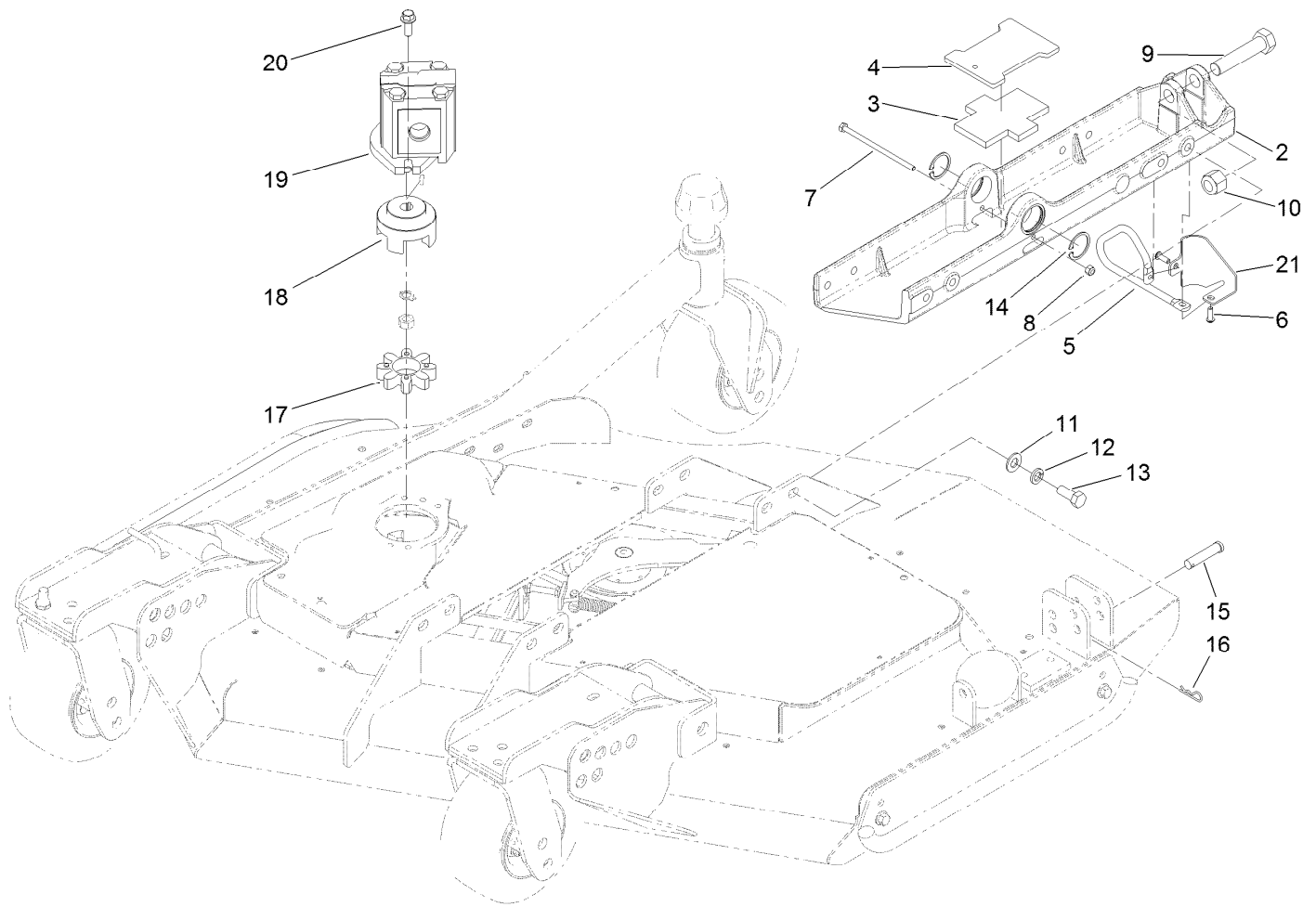
Front Deck Hydraulic Fitting Assembly

Ref.	Part Number	Qty.	Description
1	340-142	1	Fitting-Elbow, 90 DEG
1:1	237-58	1	O-Ring
1:2	237-81	1	O-Ring
2	340-9	1	Fitting-STR
2:1	237-58	1	O-Ring
2:2	237-81	1	O-Ring
3	340-77	1	Fitting-Elbow, 90 DEG
3:1	237-22	1	O-Ring
3:2	237-42	1	O-Ring
4	340-2	2	Fitting-Straight
4:1	237-22	1	O-Ring
4:2	237-42	1	O-Ring



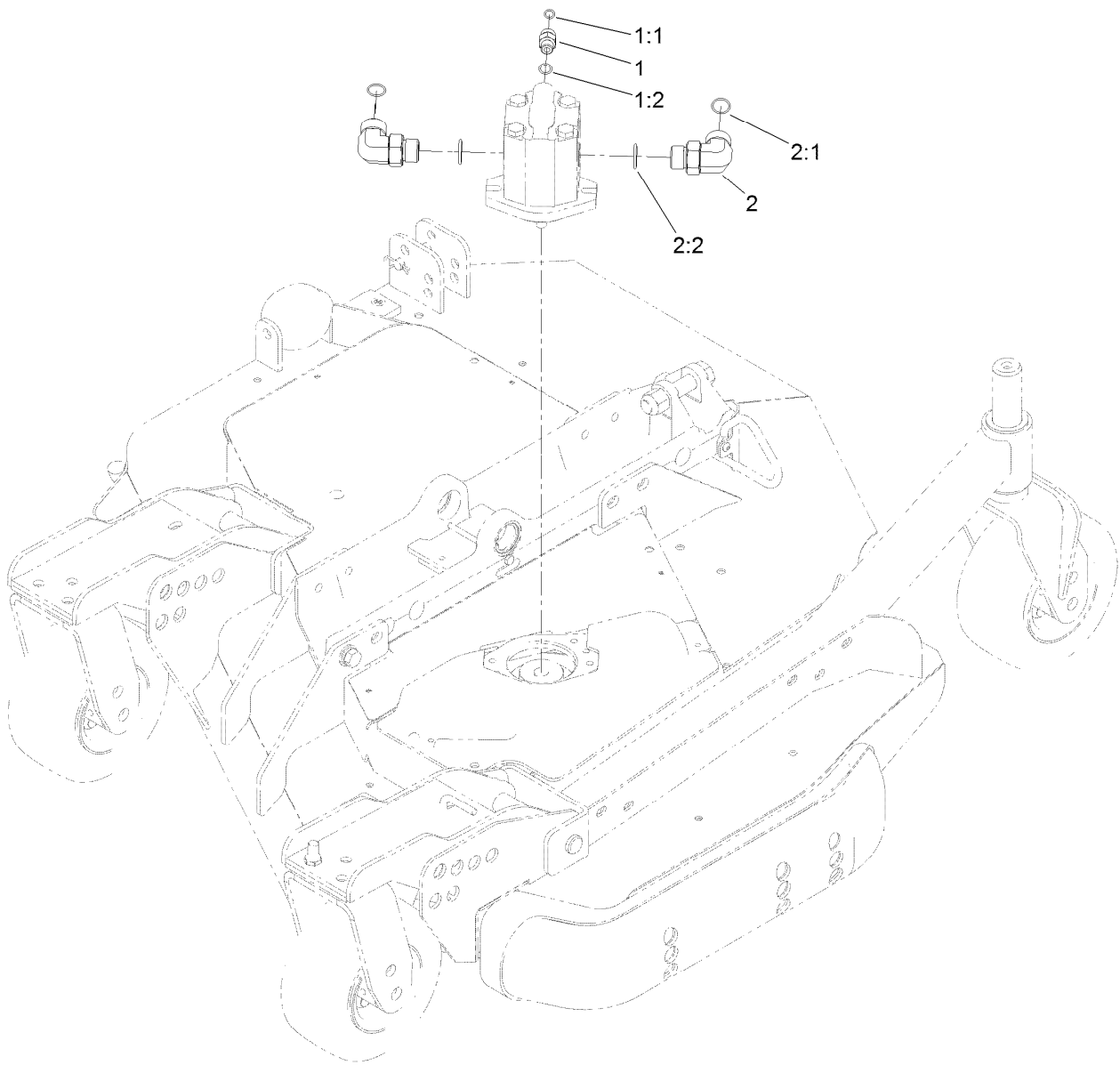
Front Deck Hose Routing Assembly

<i>Ref.</i>	<i>Part Number</i>	<i>Qty.</i>	<i>Description</i>
1	120-8987	1	Hose-HYD
2	120-8988	1	Hose-HYD
3	120-8989	1	Hose-HYD
4	3290-379	3	Tie-Cable



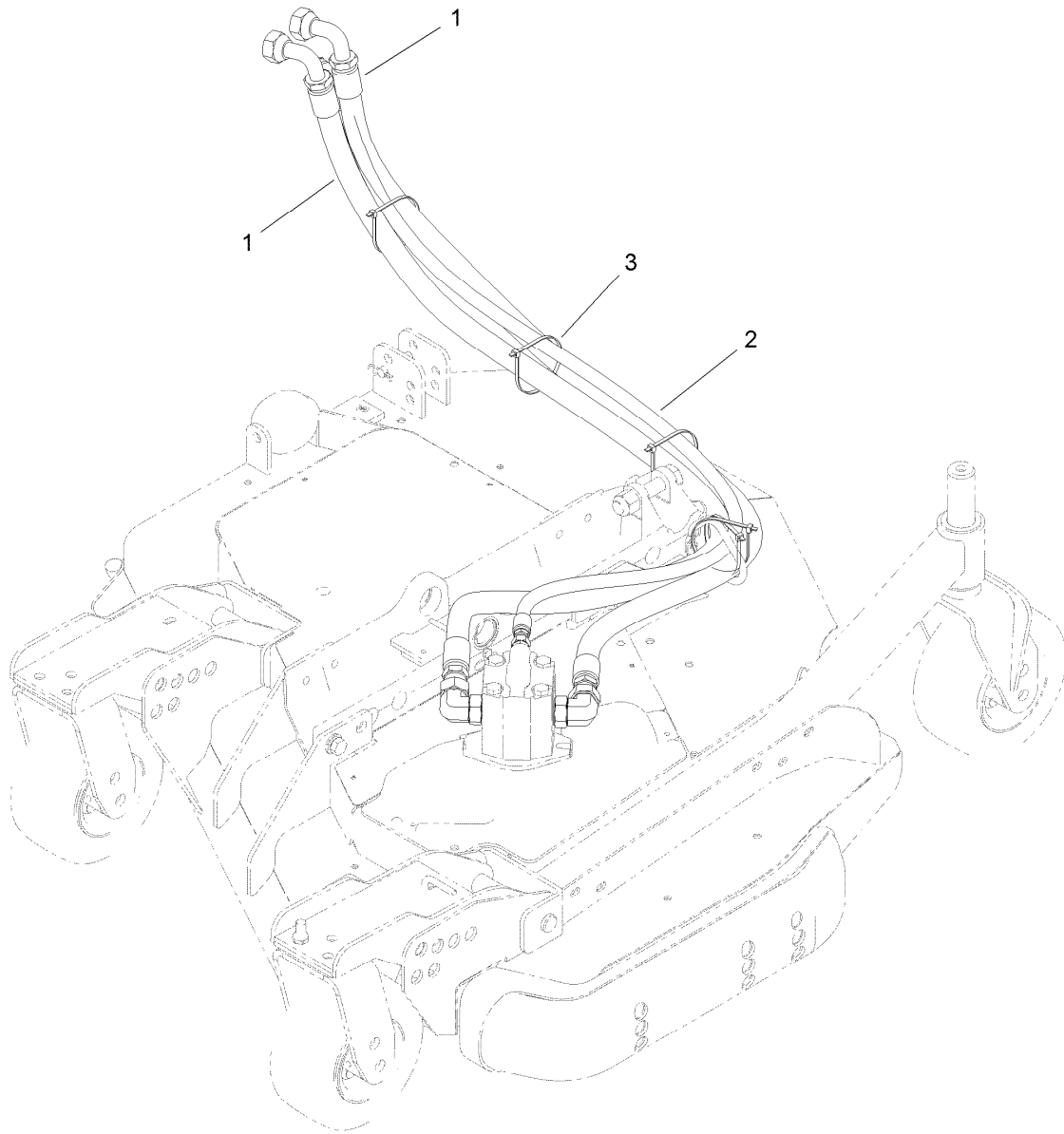
Right Deck Mount Assembly

<i>Ref.</i>	<i>Part Number</i>	<i>Qty.</i>	<i>Description</i>	<i>Ref.</i>	<i>Part Number</i>	<i>Qty.</i>	<i>Description</i>
2	107-4348-03	1	Mount-Deck, RH	12	3253-7	8	Washer-Lock
3	104-8348	1	Plate-Rubber	13	325-5	8	Screw-HH
4	108-1528-03	1	Plate	14	32120-42	2	Ring-Retaining
5	108-1529	1	Support-Hose	15	92-2739	1	Pin-Clevis
6	3274-69	2	Screw-HSBH	16	3290-467	1	Pin-Hair
7	321-47	1	Screw-HH	17	104-3542	1	Spider
8	3296-42	1	Nut-Lock, NI	18	104-3541	1	Hub-Spider
9	328-5	1	Screw-HH	19	99-5489	1	Gear Motor ASM
10	3296-51	1	Nut-Lock, NI	20	3234-42	2	Screw-HHF
11	3256-26	8	Washer-Flat	21	120-0480-03	1	Guide-Hose, RH



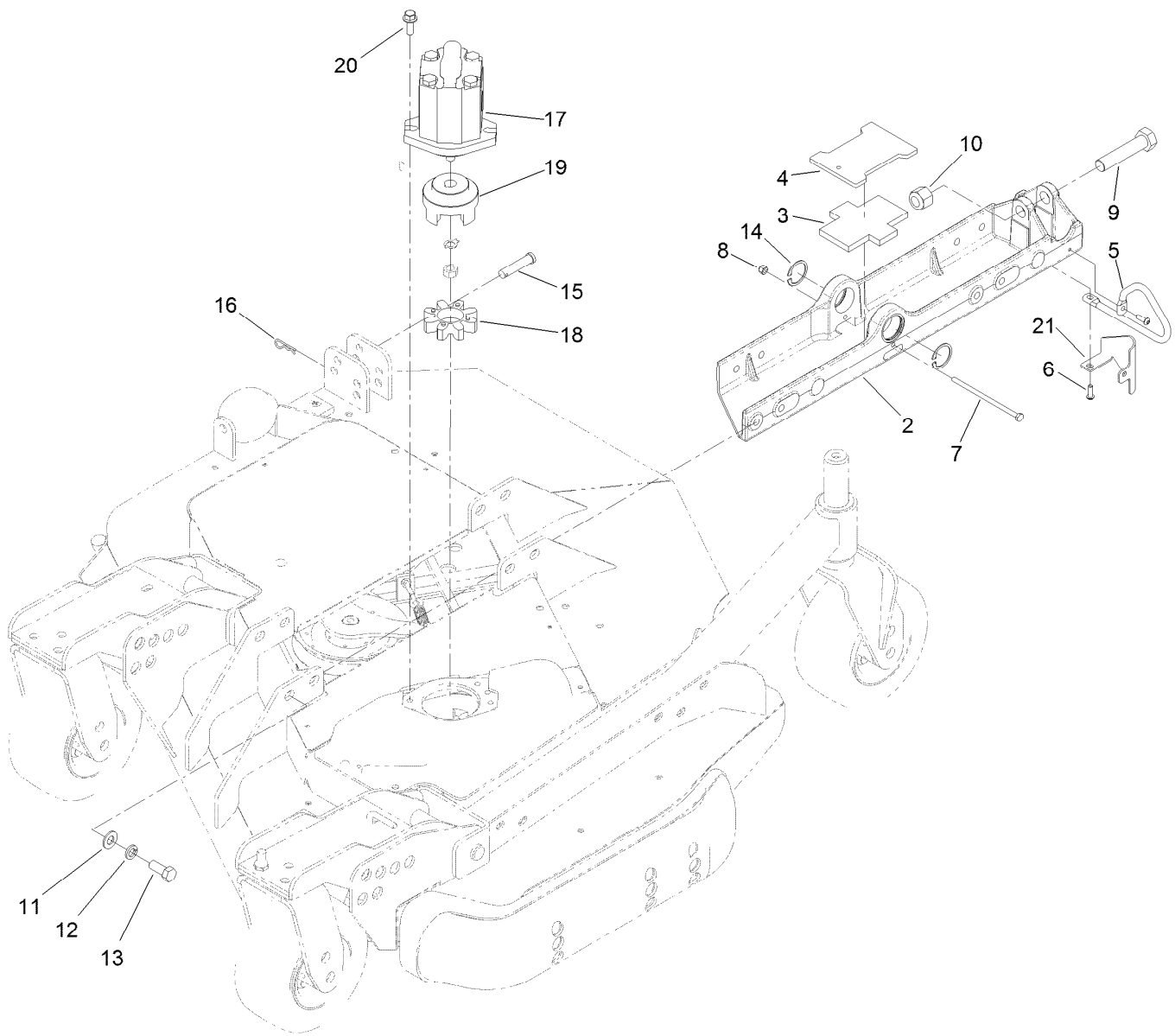
Left Deck Hydraulic Fitting Assembly

<i>Ref.</i>	<i>Part Number</i>	<i>Qty.</i>	<i>Description</i>
1	340-2	1	Fitting-Straight
1:1	237-22	1	O-Ring
1:2	237-42	1	O-Ring
2	340-142	2	Fitting-Elbow, 90 DEG
2:1	237-58	1	O-Ring
2:2	237-81	1	O-Ring



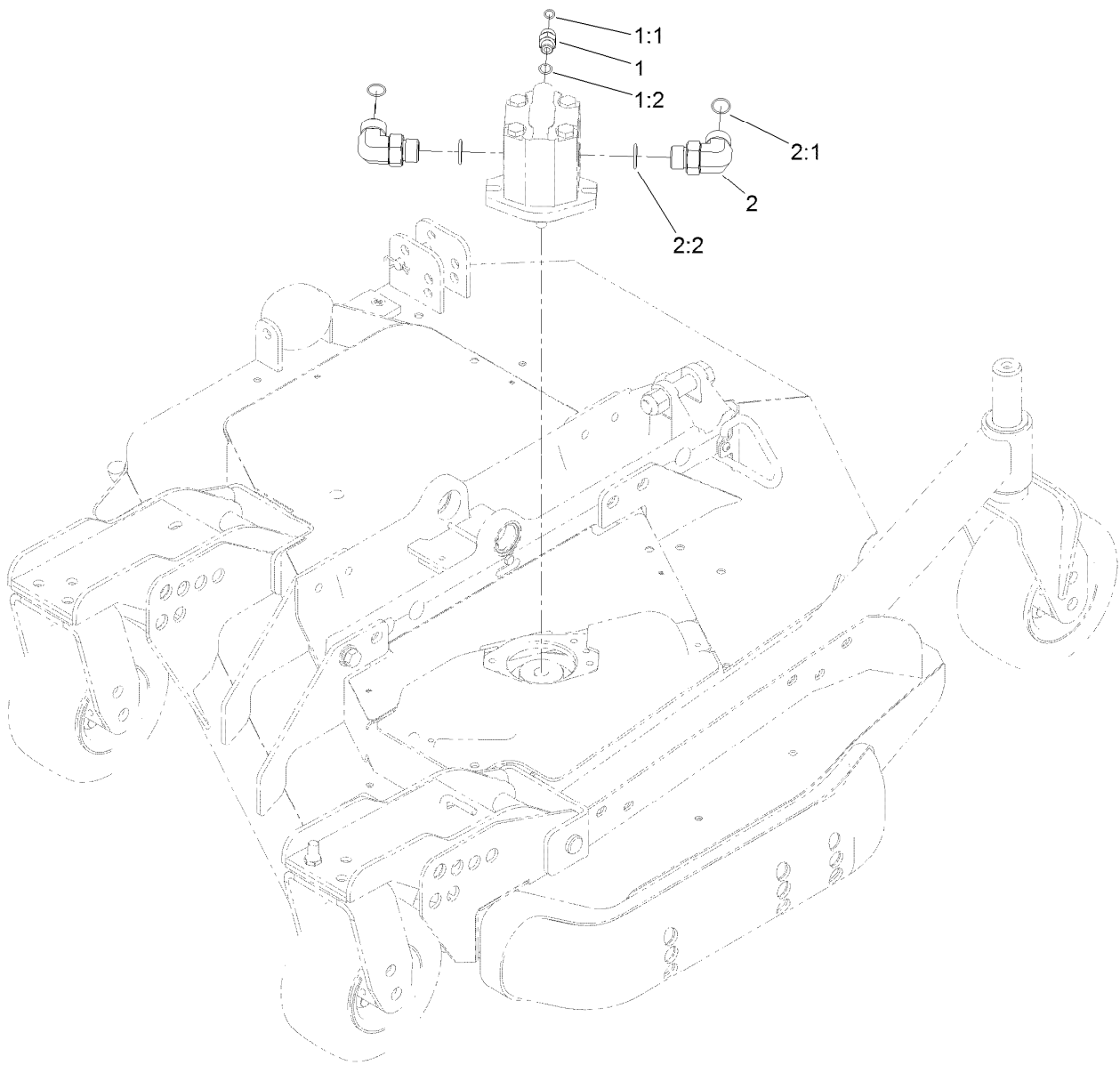
Left Deck Hose Routing Assembly

<i>Ref.</i>	<i>Part Number</i>	<i>Qty.</i>	<i>Description</i>
1	120-8959	2	Hose-HYD
2	104-2265	1	Hose-HYD
3	3290-379	5	Tie-Cable



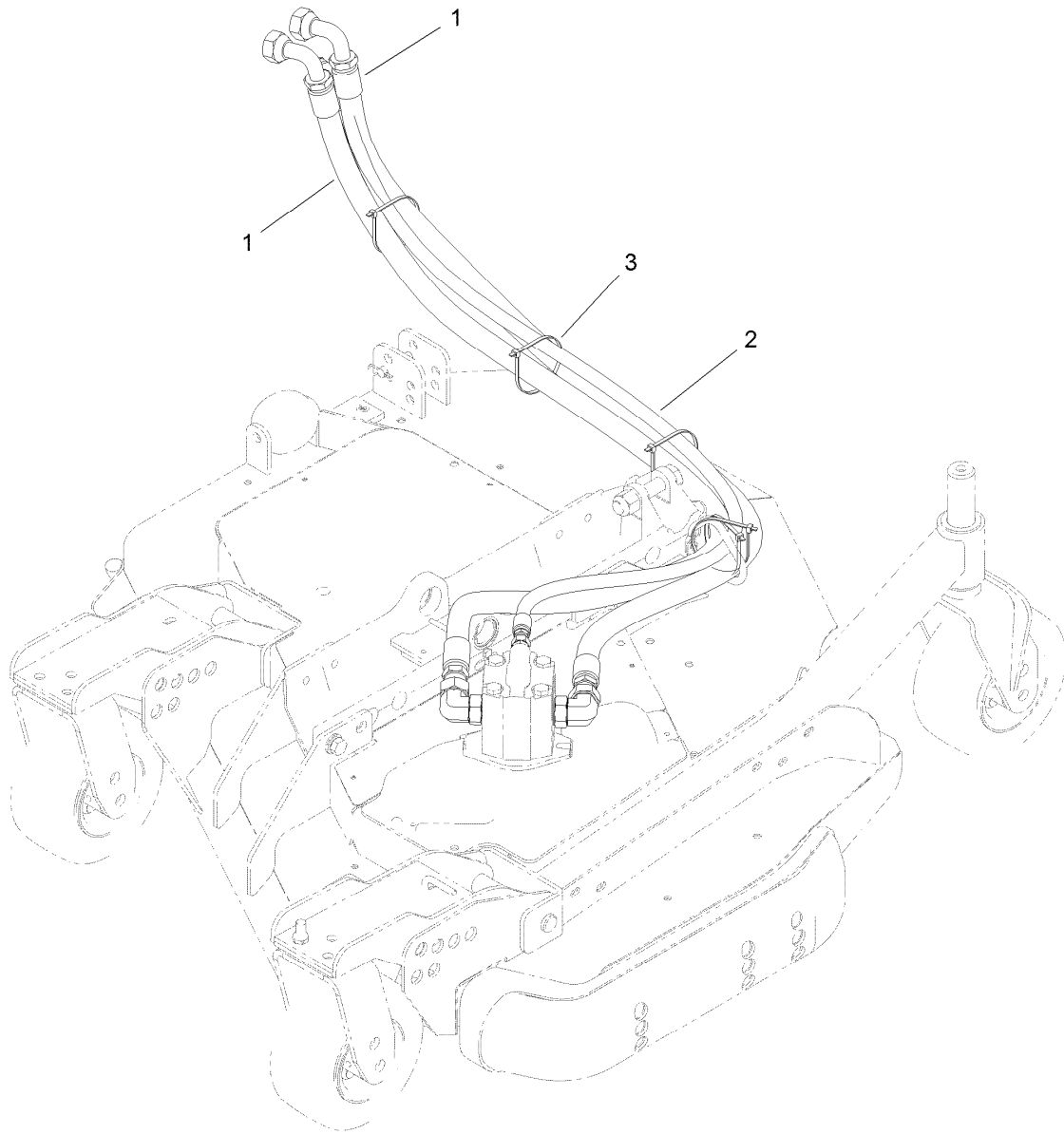
Left Deck Mount Assembly

Ref.	Part Number	Qty.	Description	Ref.	Part Number	Qty.	Description
2	107-4349-03	1	Mount-Deck, LH	12	3253-7	8	Washer-Lock
3	104-8348	1	Plate-Rubber	13	325-5	8	Screw-HH
4	108-1528-03	1	Plate	14	32120-42	2	Ring-Retaining
5	108-1529	1	Support-Hose	15	92-2739	1	Pin-Clevis
6	3274-69	2	Screw-HSBH	16	3290-467	1	Pin-Hair
7	321-47	1	Screw-HH	17	99-5489	1	Gear Motor ASM
8	3296-42	1	Nut-Lock, NI	18	104-3542	1	Spider
9	328-5	1	Screw-HH	19	104-3541	1	Hub-Spider
10	3296-51	1	Nut-Lock, NI	20	3234-42	2	Screw-HHF
11	3256-26	8	Washer-Flat	21	120-0481-03	1	Guide-Hose, LH



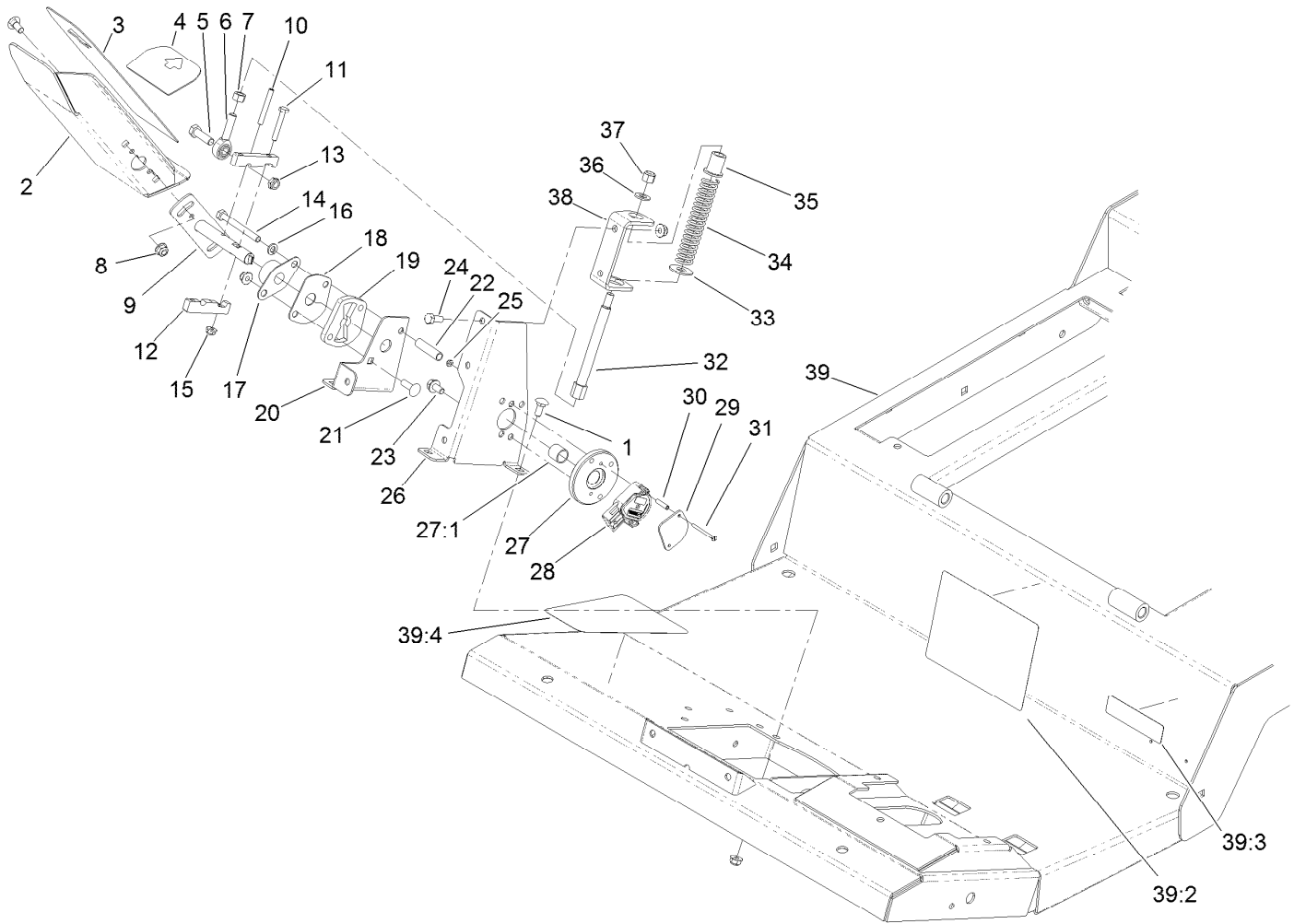
Left Deck Hydraulic Fitting Assembly

<i>Ref.</i>	<i>Part Number</i>	<i>Qty.</i>	<i>Description</i>
1	340-2	1	Fitting-Straight
1:1	237-22	1	O-Ring
1:2	237-42	1	O-Ring
2	340-142	2	Fitting-Elbow, 90 DEG
2:1	237-58	1	O-Ring
2:2	237-81	1	O-Ring



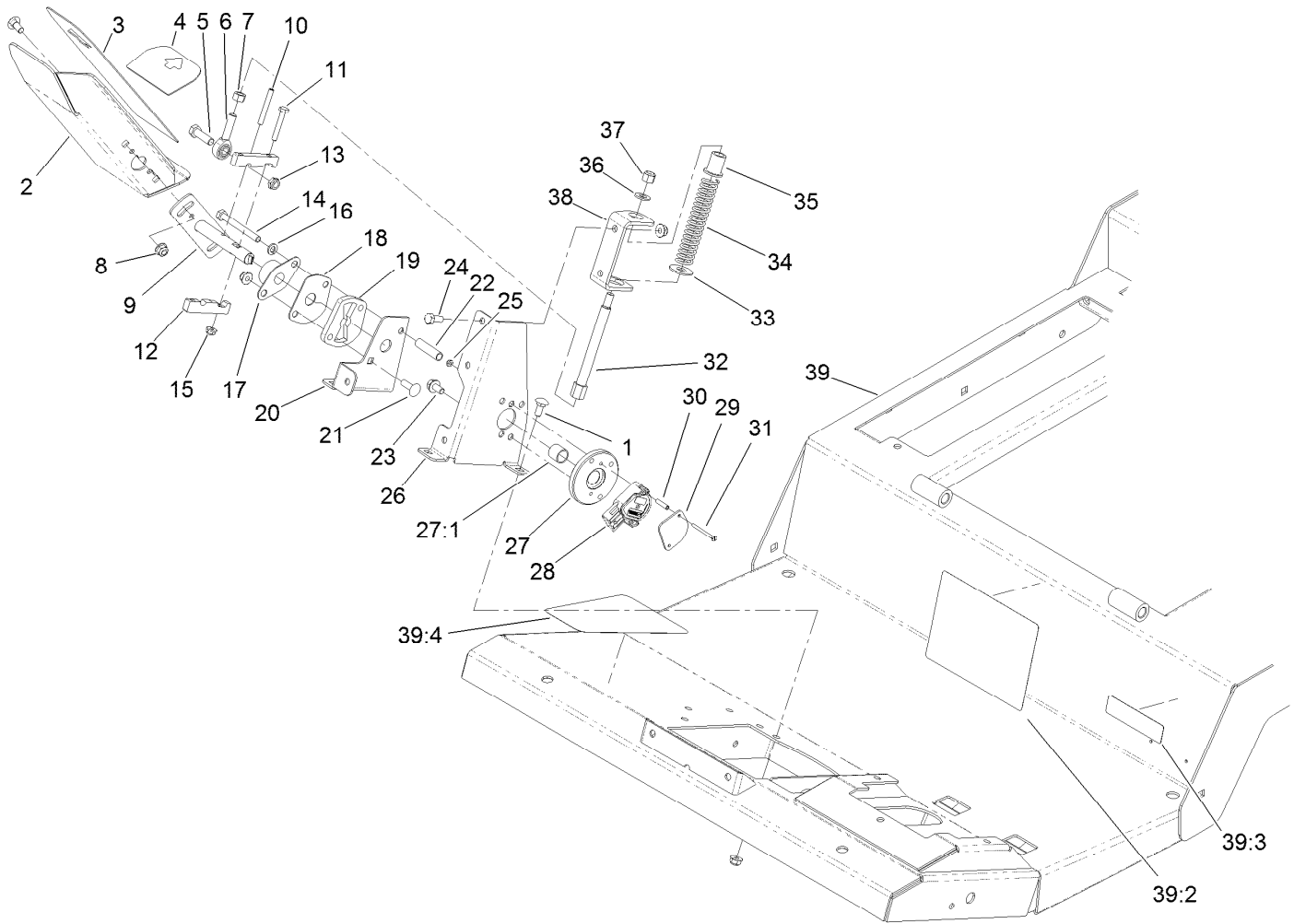
Left Deck Hose Routing Assembly

<i>Ref.</i>	<i>Part Number</i>	<i>Qty.</i>	<i>Description</i>
1	120-8959	2	Hose-HYD
2	104-2265	1	Hose-HYD
3	3290-379	5	Tie-Cable



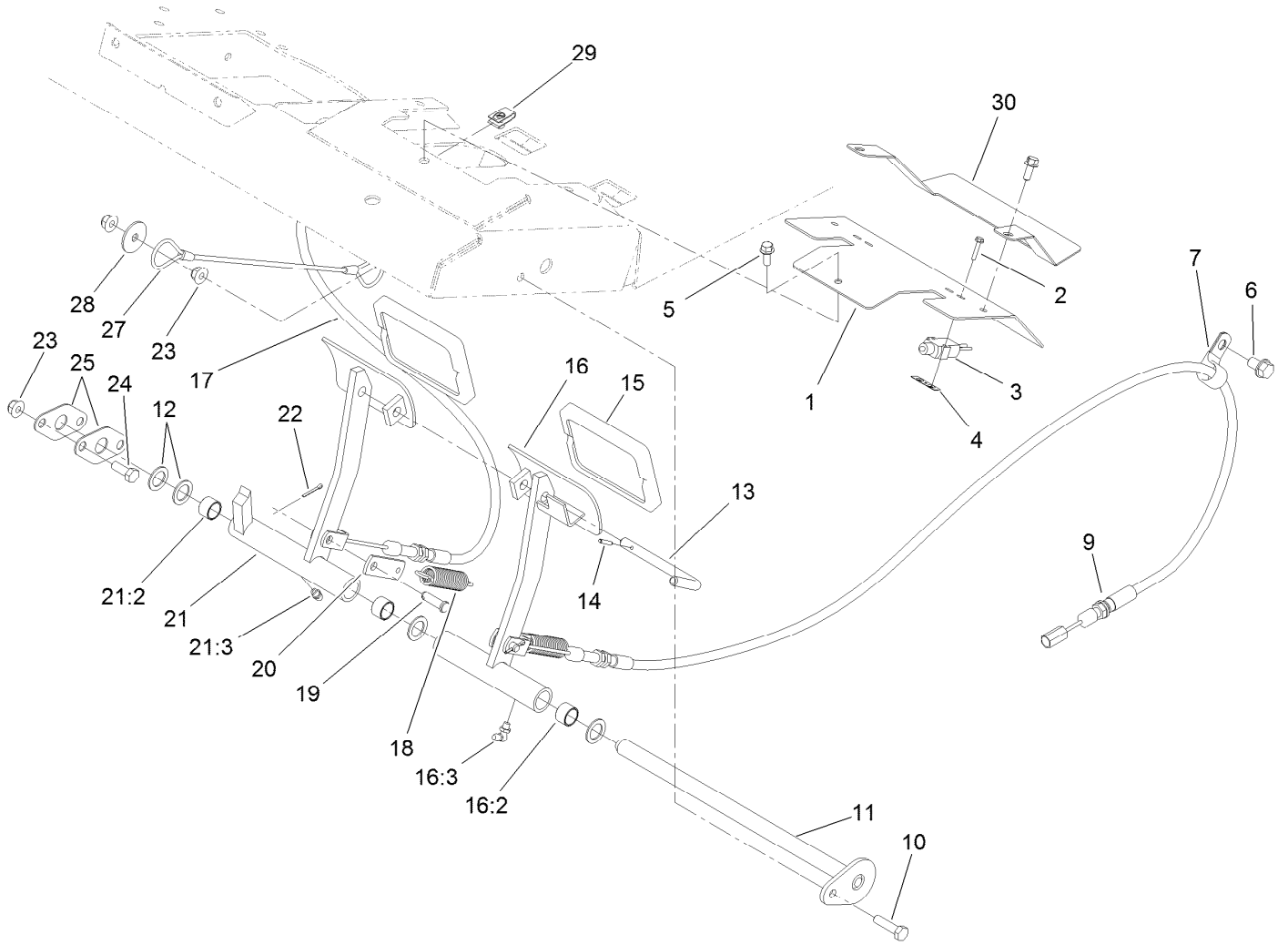
Traction Pedal Assembly

<i>Ref.</i>	<i>Part Number</i>	<i>Qty.</i>	<i>Description</i>	<i>Ref.</i>	<i>Part Number</i>	<i>Qty.</i>	<i>Description</i>
1	3230-1	6	Bolt-CARR	22	93-7960	1	Spacer
2	110-5986-01	1	Pedal-Traction	23	114-7728	2	Screw-HF
3	93-5347	1	Abrasive-Pedal	24	322-3	5	Screw-HH
4	93-5368	1	Abrasive-Pedal	25	3296-9	6	Nut-Hex
5	323-7	1	Screw-HH	26	117-5451-01	1	Bracket-Sensor
6	2411-36	1	Bearing-End, Rod	27	117-5445	1	Bushing Hub ASM
7	3219-3	1	Nut-Hex	27:1	95-7497	1	Bushing-Wheel
8	104-8300	10	Nut-HF, NI	28	114-5609	1	Sensor-Position
9	117-5450	1	Shaft-Pedal, Traction	29	114-5595	1	Plate-Capture
10	32121-78	1	Pin-Roll	30	114-5608	2	Spacer-Standoff
11	321-37	2	Screw-HH	31	32105-25	2	Screw-SHH
12	117-5459	2	Block-Clamp	32	117-5446	1	Shaft-Spring
13	3296-59	1	Nut-Lock, NI	33	3256-5	1	Washer-Flat
14	322-14	1	Screw-HH	34	84-9100	1	Spring
15	104-7201	2	Nut-HF	35	92-7610	1	Retainer-Spring
16	3253-4	1	Washer-Lock	36	3256-24	1	Washer-Flat
17	256-236	1	Bearing-Mount, Flange	37	3296-6	1	Nut-Lock
18	117-5455	1	Plate-Cover	38	117-5452-01	1	Bracket-Spring
19	117-5454	1	Plate-Butterfly	39	120-4087	1	Platform ASM
20	117-5453-01	1	Bracket-Butterfly	39:2	114-0846	1	Decal-Instructions, Operating
21	3230-22	1	Screw-CARR				



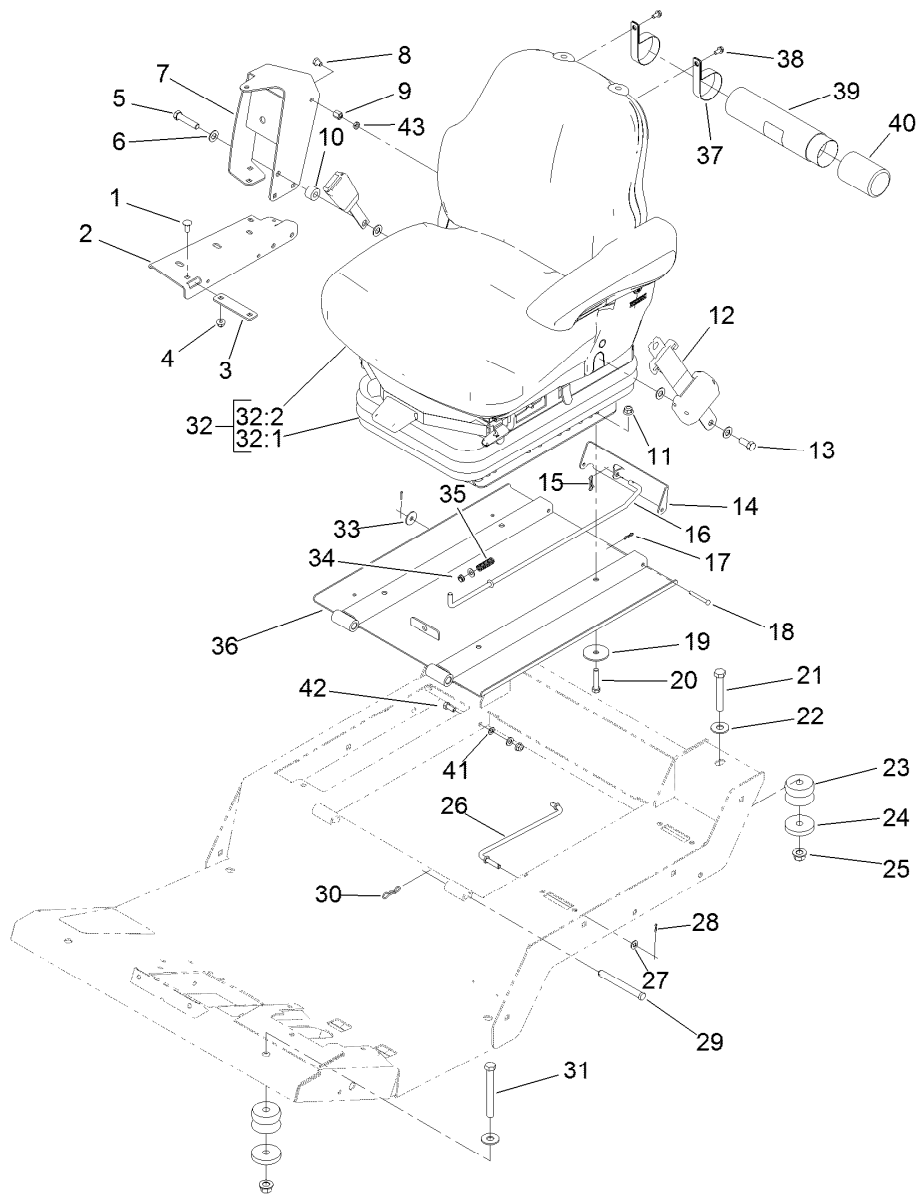
Traction Pedal Assembly (continued)

<i>Ref.</i>	<i>Part Number</i>	<i>Qty.</i>	<i>Description</i>
39:3	117-2718	1	Decal-Arrester, Spark
39:4	114-0849	1	Decal-Pedal, Traction



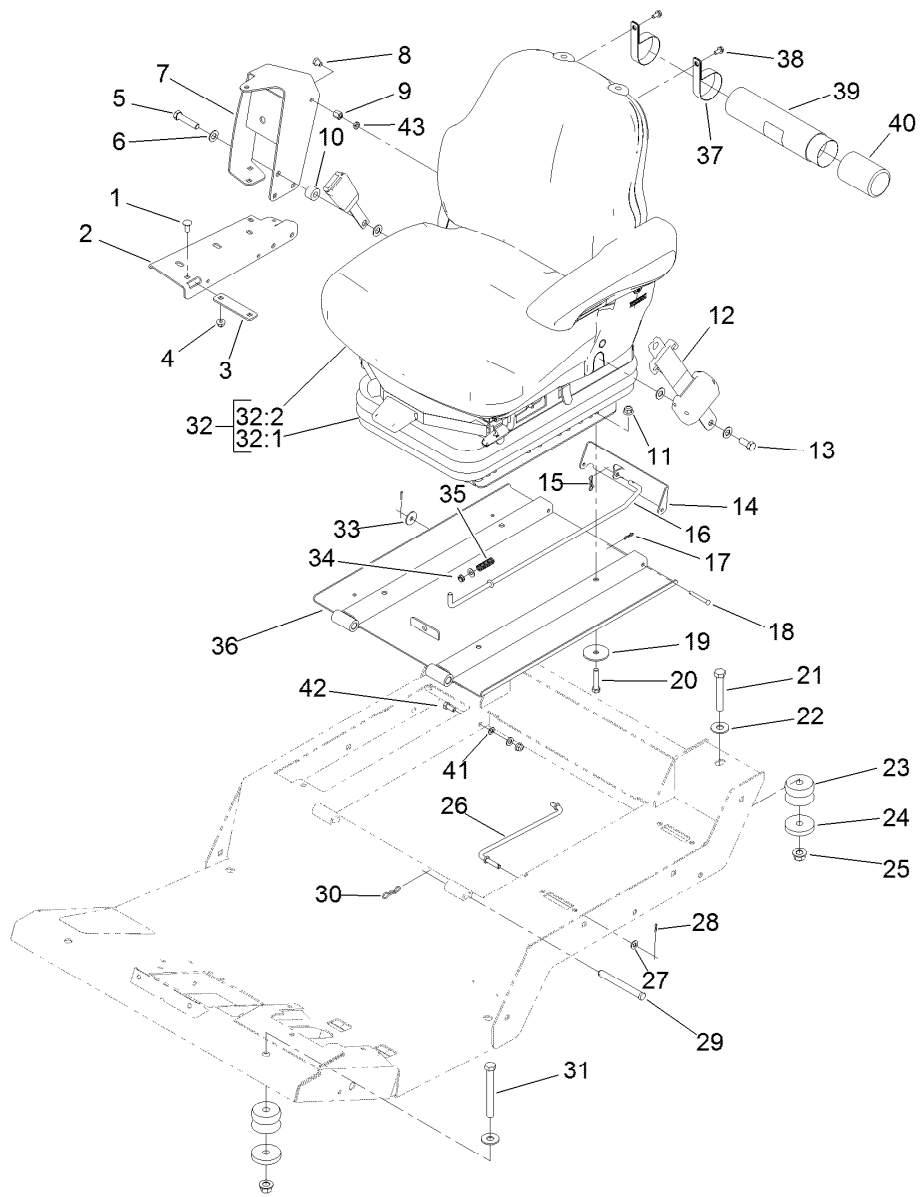
Brake Pedal Assembly

Ref.	Part Number	Qty.	Description	Ref.	Part Number	Qty.	Description
1	120-4163-01	1	Cover-Brake	16:3	302-60	1	Fitting-Grease
2	117-5458	4	Screw-HHF	17	120-8898	1	Cable-Brake, RH
3	99-3410	2	Switch	18	93-5262	2	Spring-Extension
4	108-9824	2	Nut-Switch	19	283-61	2	Pin-Yoke
5	3234-33	3	Screw-HHF	20	100-5540	2	Strap-Brake
6	32144-69	2	Screw-HWHTF	21	75-1430	1	RH Brake Pedal ASM
7	2412-4	2	Clamp-R	21:2	256-42	2	Bushing
9	120-8899	1	Cable-Brake, LH	21:3	302-5	1	Fitting-Grease
10	322-6	1	Screw-HH	22	3272-6	2	Pin-Cotter
11	120-4167	1	Pin-Flag	23	104-8300	4	Nut-HF, NI
12	3256-69	4	Washer-Flat	24	322-4	2	Screw-HH
13	63-7880	1	Pin-Latch, Brake	25	120-4168	2	Plate-Support
14	32121-50	1	Pin-Spring	27	110-4896	1	Lanyard
15	93-8742	2	Footpad-Brake	28	3256-57	1	Washer-Flat
16	120-4170	1	LH Brake Pedal ASM	29	107069	3	Clip
16:2	256-42	2	Bushing	30	121-1596-01	1	Cover-Brakes



Seat Base and Seat Assembly

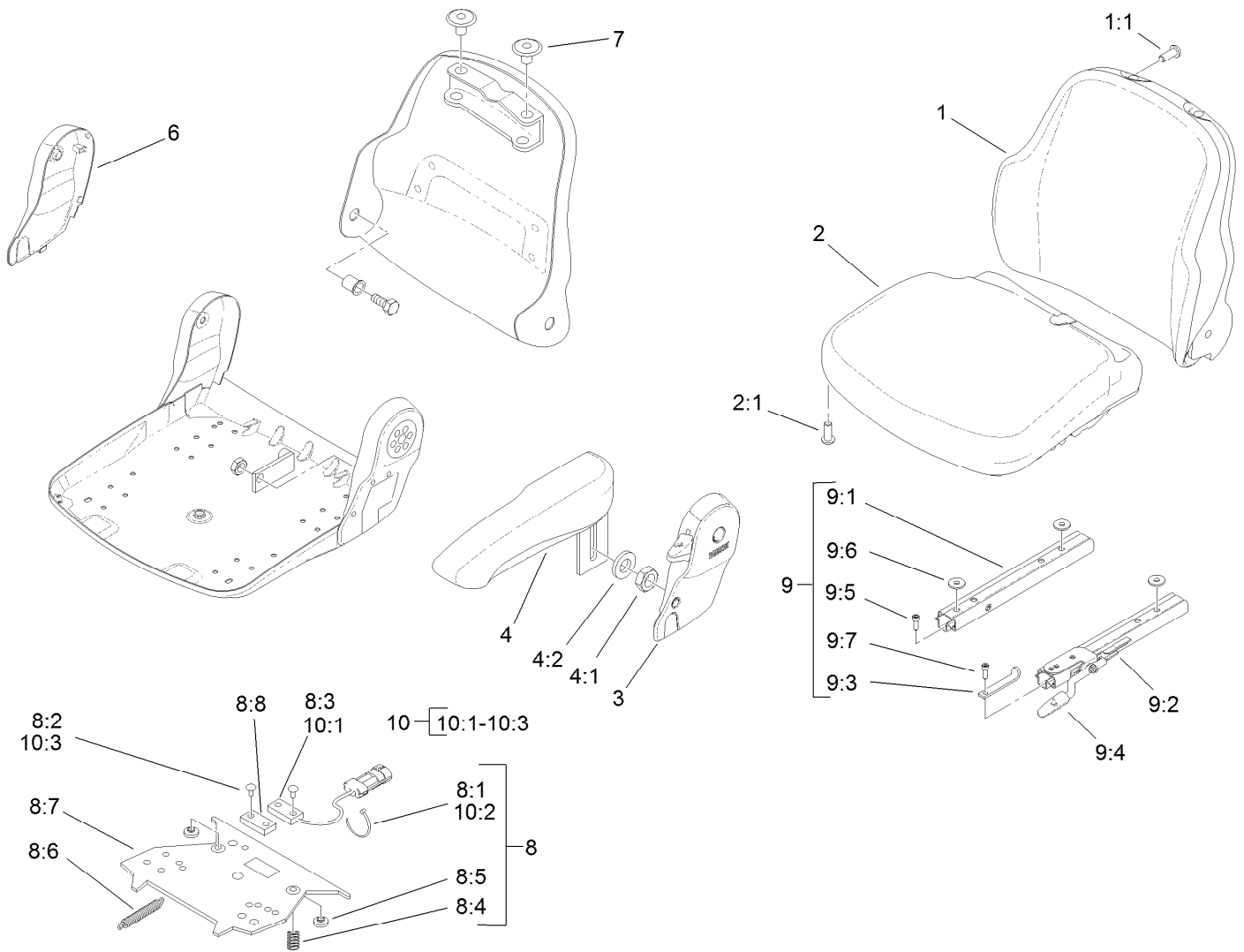
Ref.	Part Number	Qty.	Description	Ref.	Part Number	Qty.	Description
1	3230-23	6	Screw-CARR	22	3256-6	4	Washer-Flat
2	119-0000-03	1	Channel-Support	23	110-5954	4	Mount-Center, Bonded
3	112-7449-03	1	Bracket-Support	24	115-5519	4	Washer-Plain
4	104-8300	6	Nut-HF, NI	25	99-5107	4	Nut-Lock
5	3212-8	1	Screw-HH	26	93-5338	1	Rod-Prop
6	3256-25	4	Washer-Flat	27	3256-23	3	Washer-Plain
7	117-4798-03	1	Arm-Support	28	3272-5	2	Pin-Cotter
8	108-8646	1	Screw-HH, Lock	29	283-83	2	Pin-Clevis
9	112-7405	1	Nut-Hex, Coupling	30	119-1416	2	Pin-Cotter, Locking
10	17-7190	1	Spacer-Finger	31	702093	2	Screw-HH
11	104-8301	4	Nut-HF, NI	32	117-5677	1	Seat And Suspension ASM
12	110-0413	1	Seatbelt-Retractable	32:1	108-1488	1	Seat Suspension ASM
13	3212-4	1	Screw-HH	32:2	117-5676	1	Premium Seat ASM
14	120-9017-03	1	Latch-Seat	33	3256-82	1	Washer-Flat
15	119-1415	1	Pin-Cotter, Locking	34	5979	1	Bushing-Nyliner
16	120-9018	1	Rod-Latch	35	95-1821-03	1	Spring-Compression
17	119-1414	2	Pin-Cotter, Locking	36	120-4078-03	1	Plate-Seat
18	283-57	2	Pin-Clevis	37	2412-133	2	Clamp-R
19	83-1040	4	Washer-Flat	38	32104-116	2	Screw-HWHTF
20	323-9	4	Screw-HH	39	104-7050	1	Tube-Manual
21	112-7264	2	Screw-HH	40	104-7048	1	Cap-Housing



Seat Base and Seat Assembly (continued)

<i>Ref.</i>	<i>Part Number</i>	<i>Qty.</i>	<i>Description</i>
41	3255-8	1	Washer-Lock

<i>Ref.</i>	<i>Part Number</i>	<i>Qty.</i>	<i>Description</i>
42	322-3	1	Screw-HH
43	117-4059	1	Nut-Hex



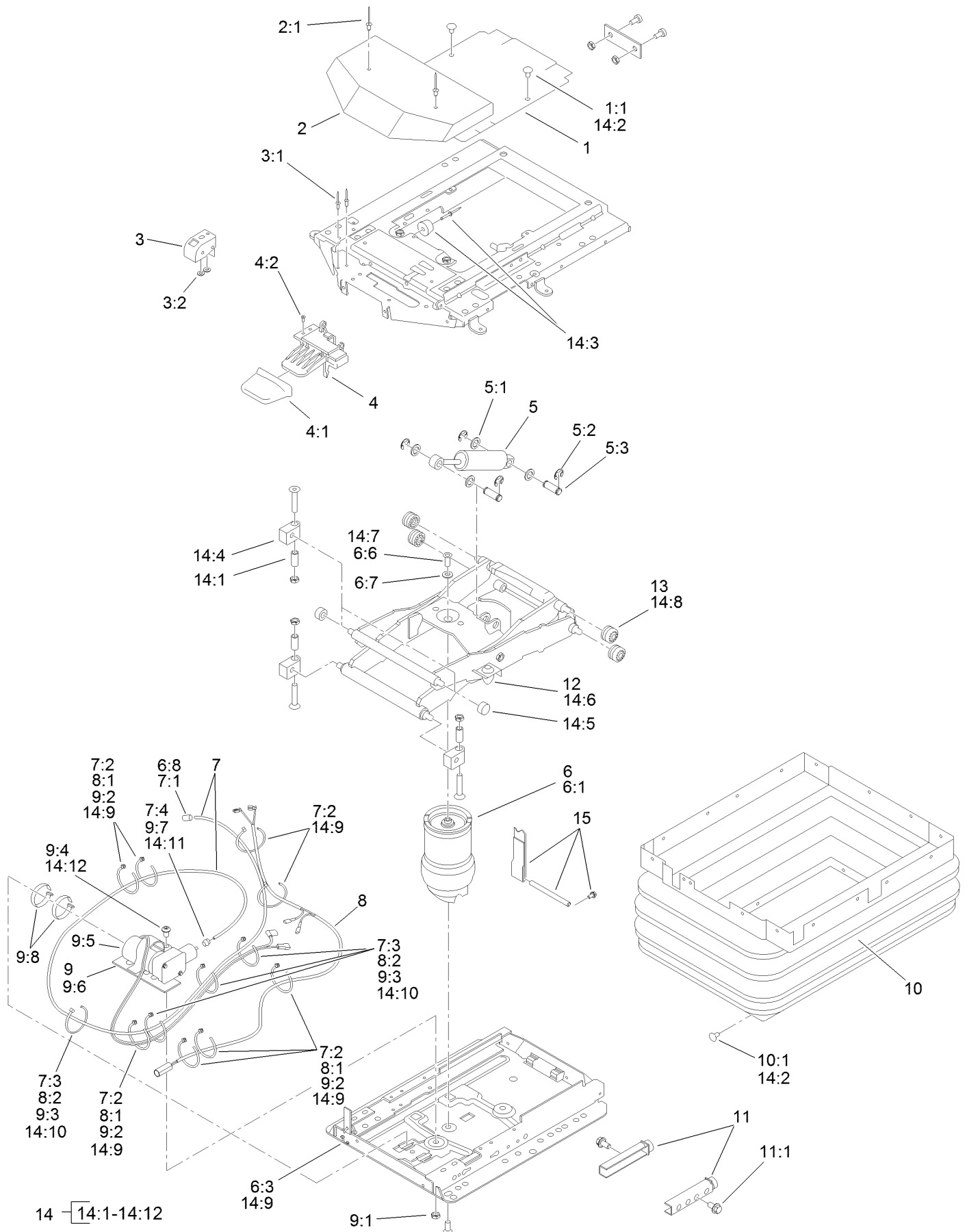
Vinyl Premium Seat Assembly No. 117-5676

Ref.	Part Number	Qty.	Description
1	108-8016	1	Backrest Cushion ASM
1:1	119-7742	4	Screw-Cushion
2	108-8017	1	Seat Cushion ASM
2:1	119-7742	3	Screw-Cushion
3	108-8018	1	Cover-Armrest
4	108-8019	1	LH Armrest ASM
4:1	82-9650	1	Nut
4:2	107-1198	1	Washer
6	108-8021	1	Cover-Armrest
7	108-8022	2	Cover-Black
8	108-8024	1	Switch Kit
8:1		3	Wire Tie ●
8:2		4	Rivet ●
8:3		1	Sensor-Seat Switch ●
8:4		2	Spring-Compression ●
8:5		2	Bumper-Pressure Plate ●

Ref.	Part Number	Qty.	Description
8:6		1	Spring-Extension ●
8:7		1	Plate-Mounting ●
8:8		1	Magnet ●
9	108-8025	1	Adjustment Rail Set
9:1		1	Rail-Adjustment, RH ●
9:2		1	Rail-Adjustment, LH ●
9:3		1	Stop-Rail ●
9:4		1	Handle ●
9:5		3	Screw ●
9:6		3	Washer ●
9:7		1	Screw ●
10	110-6189	1	Switch Kit
10:1		1	Switch ●
10:2		3	Wire Tie ●
10:3		2	Rivet ●

● Not serviced separately

Air Ride Seat Suspension Assembly No. 108-1488

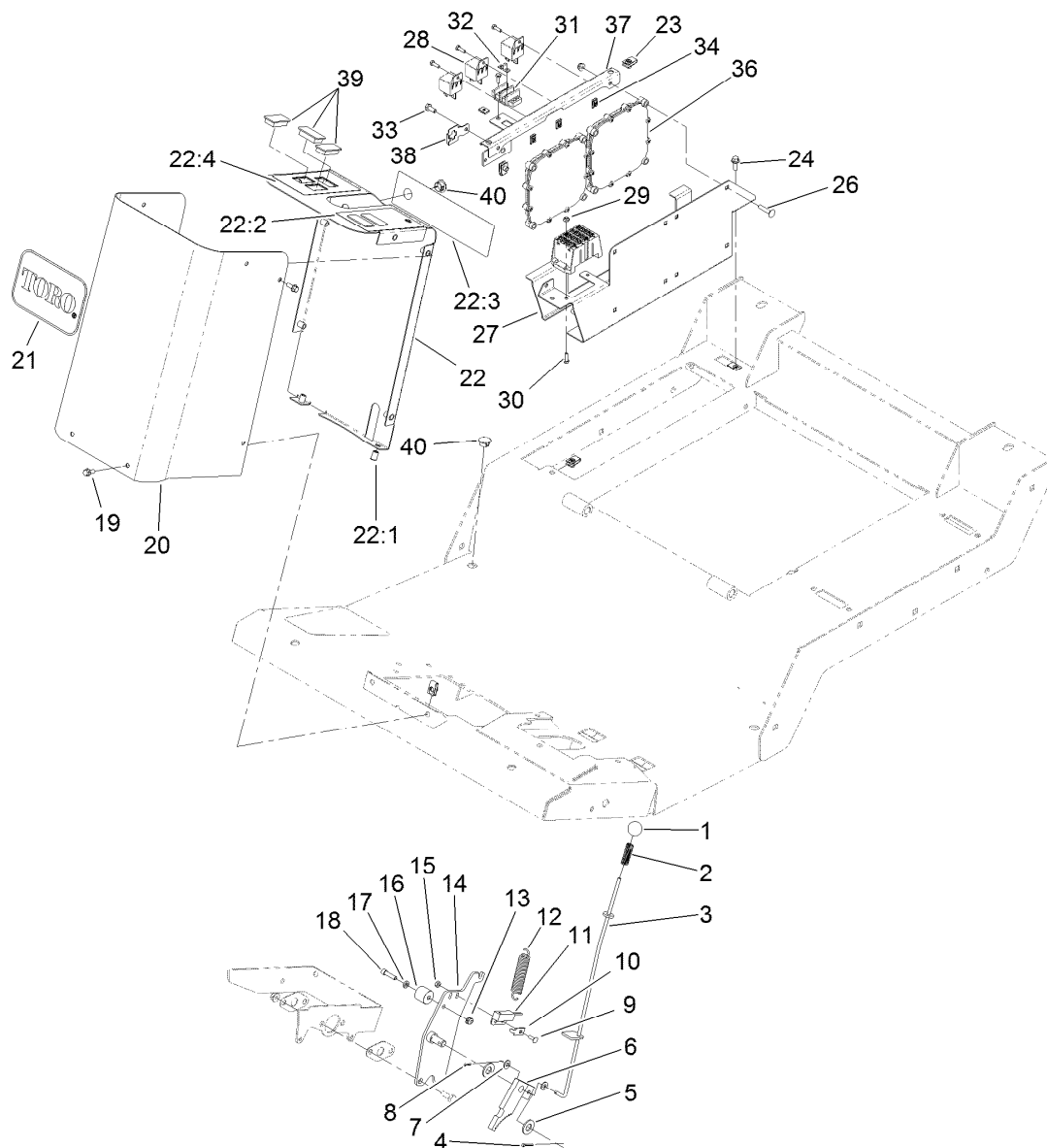


Air Ride Seat Suspension Assembly No. 108-1488 (continued)

<i>Ref.</i>	<i>Part Number</i>	<i>Qty.</i>	<i>Description</i>	<i>Ref.</i>	<i>Part Number</i>	<i>Qty.</i>	<i>Description</i>
1	108-8026	1	Cover ASM	9:1		1	Nut ■
1:1	39-5710	2	Plug-Plastic	9:2		5	Tie-Wire ■
2	108-8027	1	Cover	9:3		4	Tie-Wire ■
2:1		2	Rivet ■	9:4		1	Screw ■
3	108-8028	1	Level Indicator Kit	9:5		1	Compressor ■
3:1		2	Rivet ■	9:6		1	Plate-Mounting ■
3:2		2	Washer ■	9:7		1	Nipple-Hose ■
4	108-8029	1	Valve-Control, Air	9:8		2	Clamp ■
4:1		1	Handle ■	10	108-8035	1	Bellows ASM
4:2		3	Screw ■	10:1	39-5710	23	Plug-Plastic
5	108-8030	1	Shock Absorber Kit	11	108-8036	1	Stop Kit
5:1		4	Washer ■	11:1		2	Screw ■
5:2		4	C-Clip ■	12	107-1213	2	Bumper Set
5:3		2	Pin ■	13	108-8037	4	Roller
6	108-8031	1	Air Spring Kit	14	108-8038	1	Wear Parts Kit ●
6:1		1	Air Spring ■	14:1		4	Spacer ■
6:3		2	Cable Tie ■	14:2	39-5710	2	Plug-Plastic
6:6		2	Screw ■	14:3		1	Bumper ■
6:7		1	Washer ■	14:4		4	Support-Housing ■
6:8		1	Nipple-Hose ■	14:5		2	Roller ■
7	108-8032	1	Air Tube ASM	14:6	107-1213	2	Bumper Set
7:1		1	Nipple-Hose ■	14:7		2	Screw ■
7:2		7	Tie-Wire ■	14:8	108-8037	4	Roller
7:3		4	Tie-Wire ■	14:9		9	Tie-Wire ■
7:4		1	Nipple-Hose ■	14:10		4	Tie-Wire ■
8	108-8033	1	Connecting Cable ASM	14:11		1	Nipple-Hose ■
8:1		8	Tie-Wire ■	14:12		1	Screw ■
8:2		4	Tie-Wire ■	15	119-2161	1	Tether Kit
9	108-8034	1	Compressor Kit				

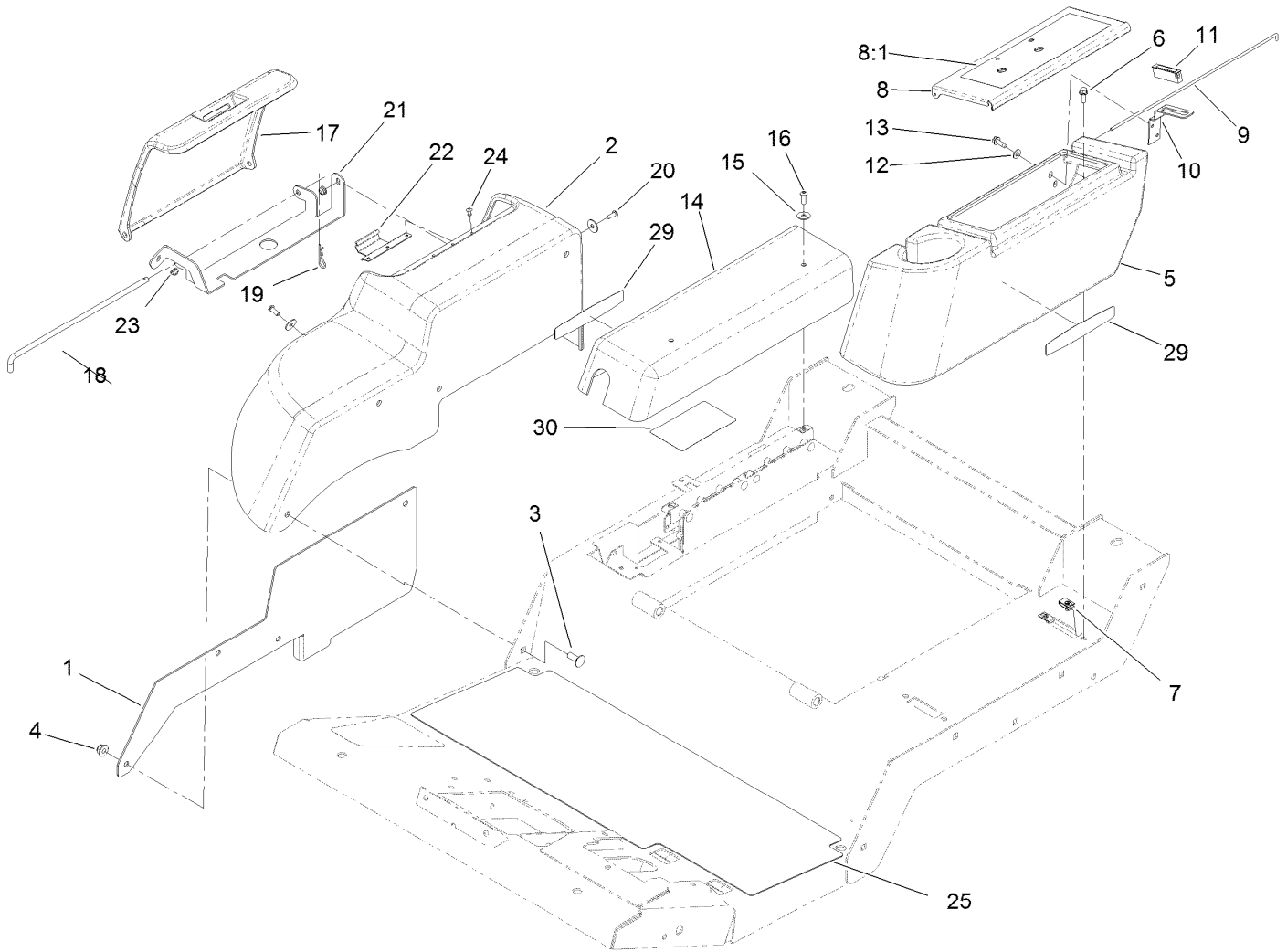
● Not illustrated

■ Not serviced separately



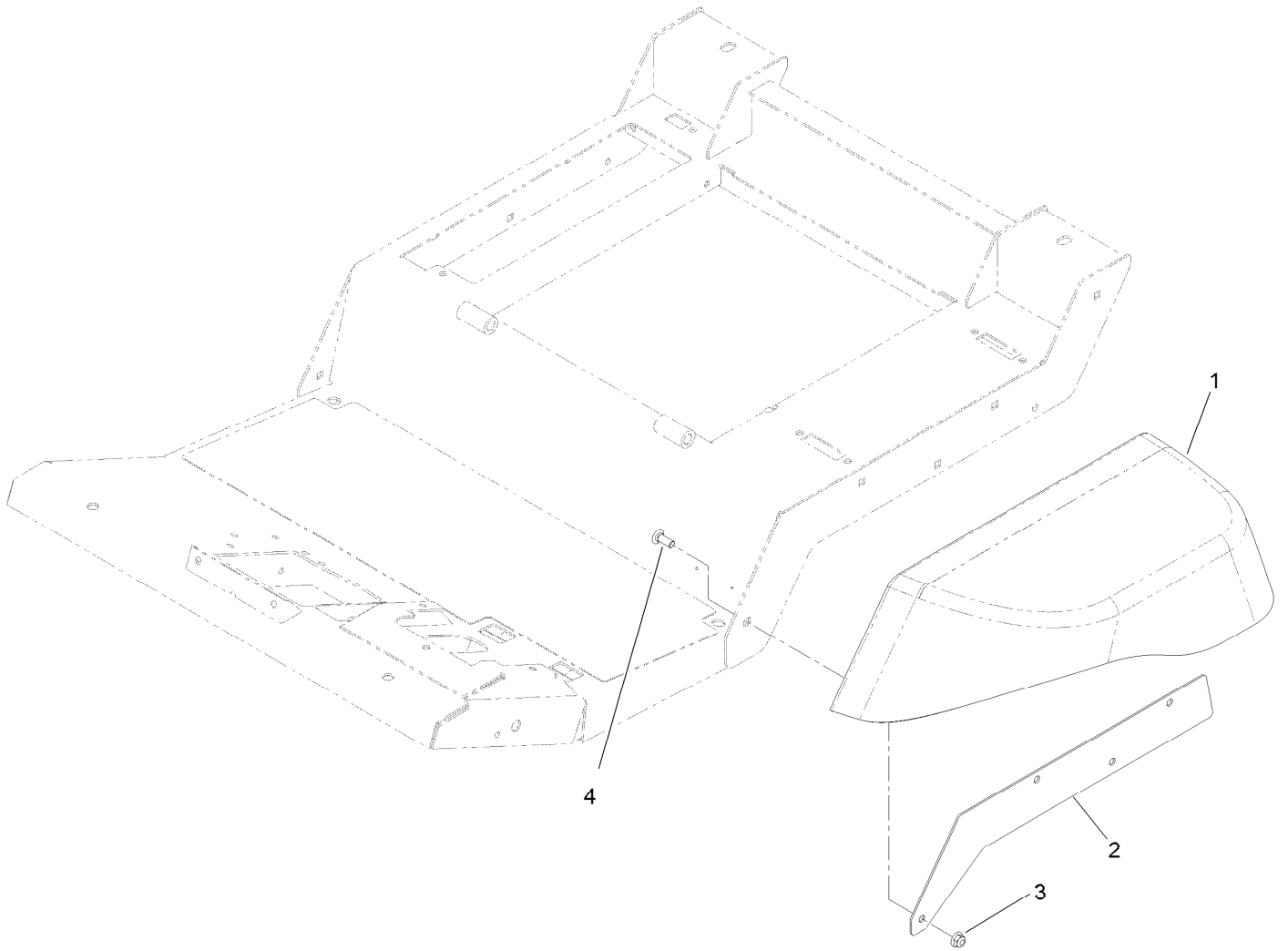
Parking Brake, Steering Tower and Power Center Assembly

Ref.	Part Number	Qty.	Description	Ref.	Part Number	Qty.	Description
1	233-17	1	Knob	22	120-4165	1	Steering Tower ASM
2	71-8310	1	Spring-Compression	22:1	32148-6	8	Nut-Clinch
3	114-0195	1	Rod-Parking, Brake	22:2	120-4130	1	Decal-Steering Tower, LH
4	3272-10	1	Pin-Cotter	22:3	114-0845	1	Decal-Column, Steering
5	3256-26	2	Washer-Flat	22:4	120-4129	1	Decal-Steering Tower, RH
6	63-7900-03	1	Rack	23	107069	7	Clip
7	3256-22	2	Washer-Flat	24	3234-4	2	Screw-HHF
8	3272-5	1	Pin-Cotter	26	3229-3	8	Screw-CARR
9	3229-34	1	Screw-CARR	27	120-4093-03	1	Mount-Power
10	100-4872	1	Plate-Switch, Neutral	28	99-7435	3	Relay
11	100-1270	1	Switch-Proximity	29	3296-12	2	Nut-Lock, NI
12	13-0480	1	Spring	30	3290-134	7	Screw
13	104-7201	9	Nut-HF	31	42862	1	Block-Terminal, Ground
14	114-0190-03	1	Pivot-Parking, Brake	32	42863	1	Strip-Jumper
15	3296-2	3	Nut-Lock, NI	33	321-3	1	Screw-HH
16	117-5499	1	Spacer-Deflector	34	107-1013	5	Nut-Speed
17	55-9620	1	Spacer-Plate, Pivot	36	114-3321	2	Controller-Tec
18	3274-9	1	Screw-HSH	37	120-4127-03	1	Mount-Relay
19	3234-33	10	Screw-HHF	38	114-5502	1	Clip-Fuse
20	120-4136-01	1	Cover-Steering Tower, Front	39	99-7420	5	Plug-Hole
21	62-5550	1	Decal	40	94-5627	1	Plug



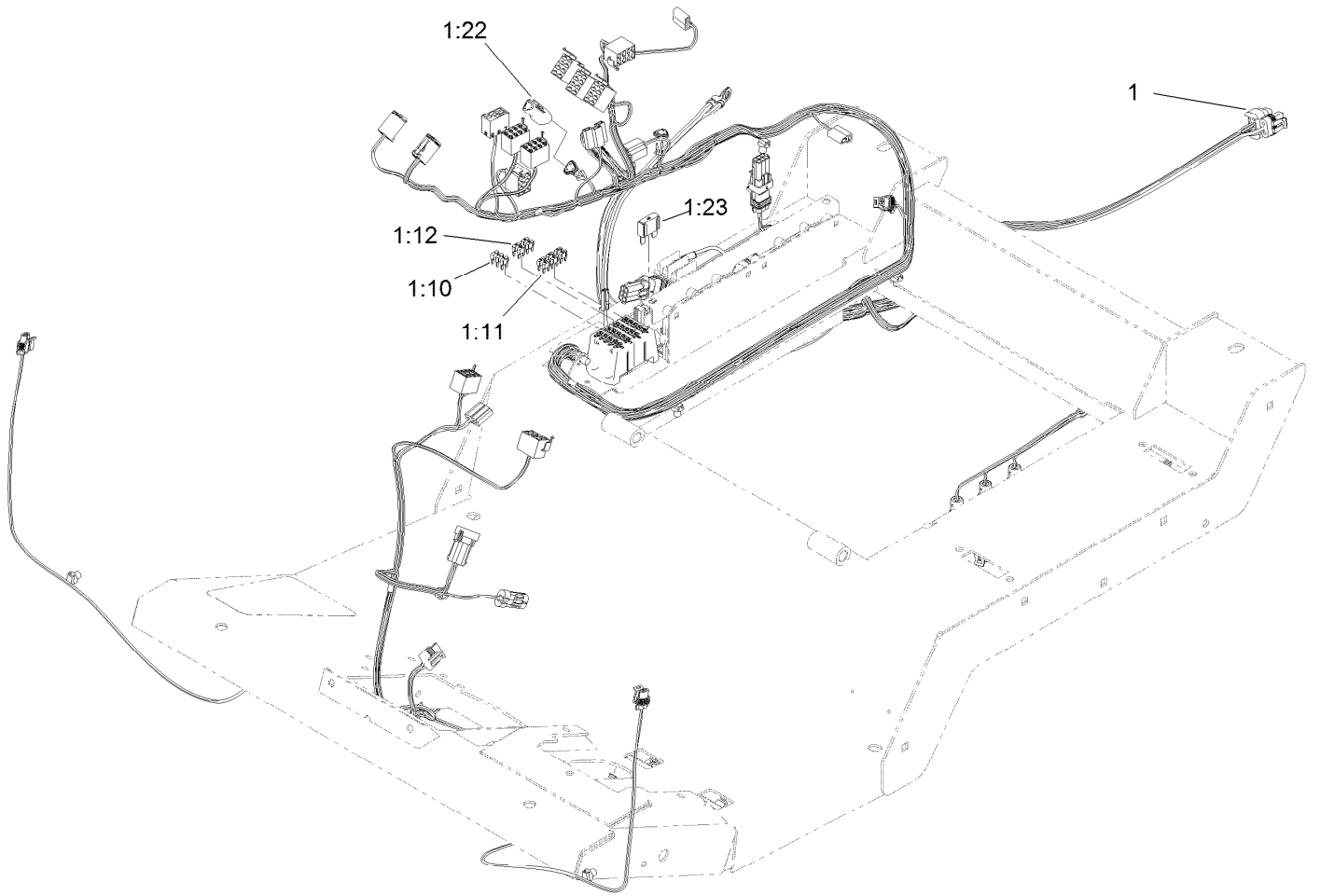
Fender, Tool Box and Cover Assembly

<i>Ref.</i>	<i>Part Number</i>	<i>Qty.</i>	<i>Description</i>	<i>Ref.</i>	<i>Part Number</i>	<i>Qty.</i>	<i>Description</i>
1	121-1579-03	1	Plate-Fender, RH	14	120-4126	1	Cover-Controllers
2	120-4113	1	Fender-RH	15	87-6630	4	Washer-Plain
3	3231-22	4	Screw-CARR	16	3274-69	2	Screw-HSBH
4	104-8301	4	Nut-HF, NI	17	120-4115	1	Cover-Battery
5	120-4125	1	Housing-Tool Box	18	121-1588	1	Rod-Hinge
6	3234-4	4	Screw-HHF	19	3290-467	1	Pin-Hair
7	107069	4	Clip	20	3274-31	2	Screw-HSBH
8	120-4124	1	Tool Box Cover ASM	21	121-1586-03	1	Mount-Cover
8:1	117-2754	1	Decal-Warning	22	121-1587	1	Latch-Cover
8:1	117-2766	1	Decal-Warning, CE	23	104-7201	2	Nut-HF
9	120-4122	1	Rod-Hinge	24	3269-23	3	Rivet-Pop
10	104-7545	1	Bracket-Latch	25	120-4128	1	Tread-Foot, Abrasive
11	58-4250	1	Catch-Magnetic	29	121-1594	2	Decal-Smart Power
12	3256-22	2	Washer-Flat	30	121-1599	1	Decal-Fuses
13	32104-95	2	Screw-HWH				



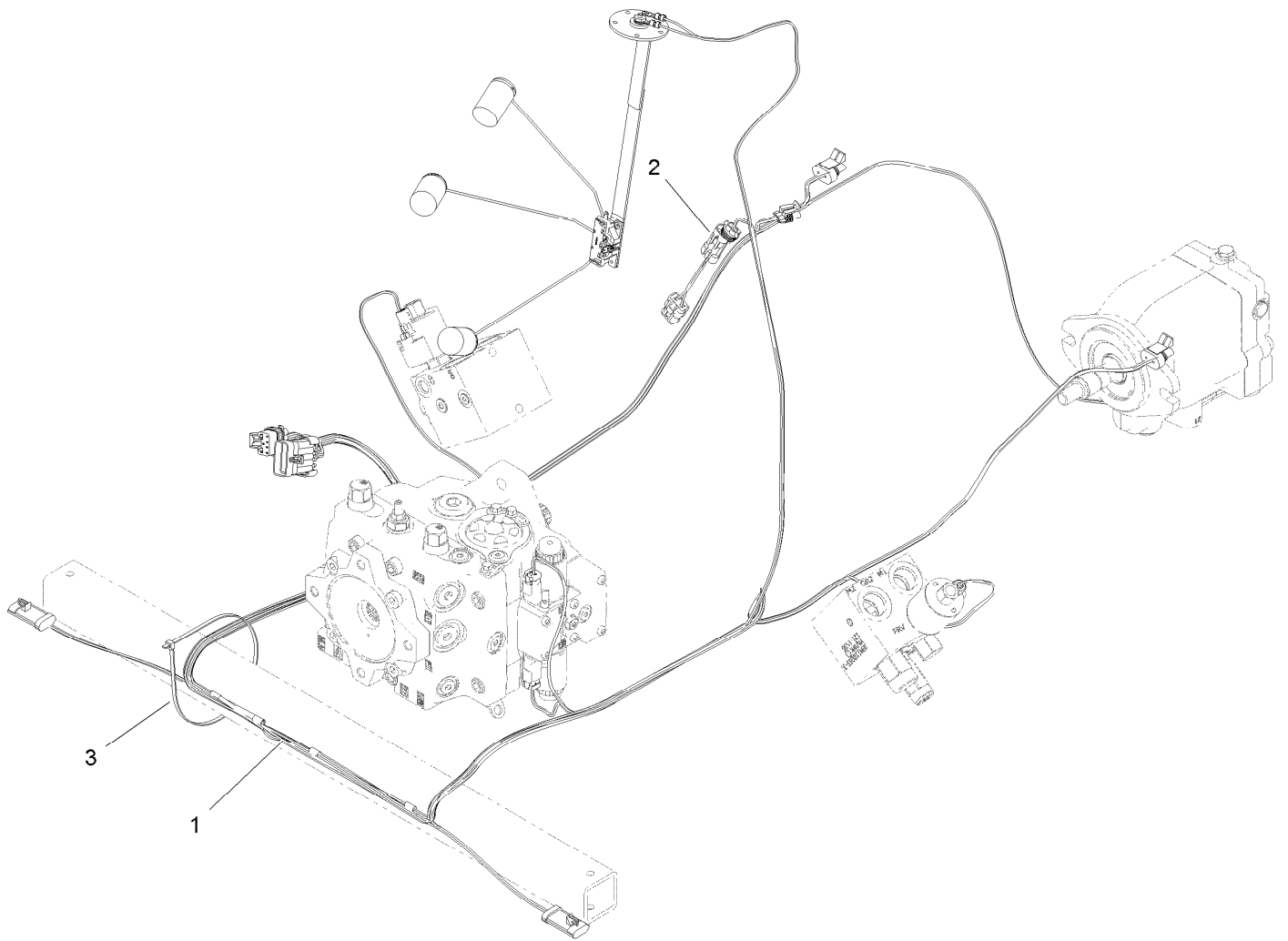
Fender Assembly

<i>Ref.</i>	<i>Part Number</i>	<i>Qty.</i>	<i>Description</i>
1	120-4114	1	Fender-LH
2	121-1580-03	1	Plate-Fender, LH
3	104-8301	4	Nut-HF, NI
4	3231-22	4	Screw-CARR



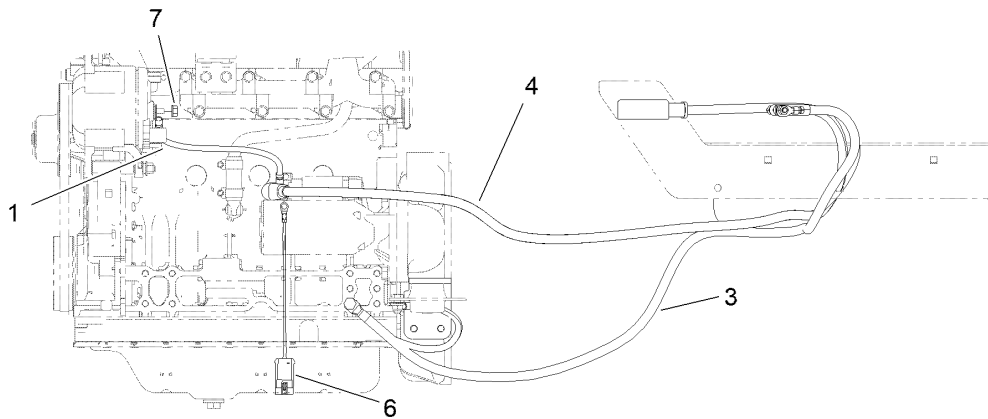
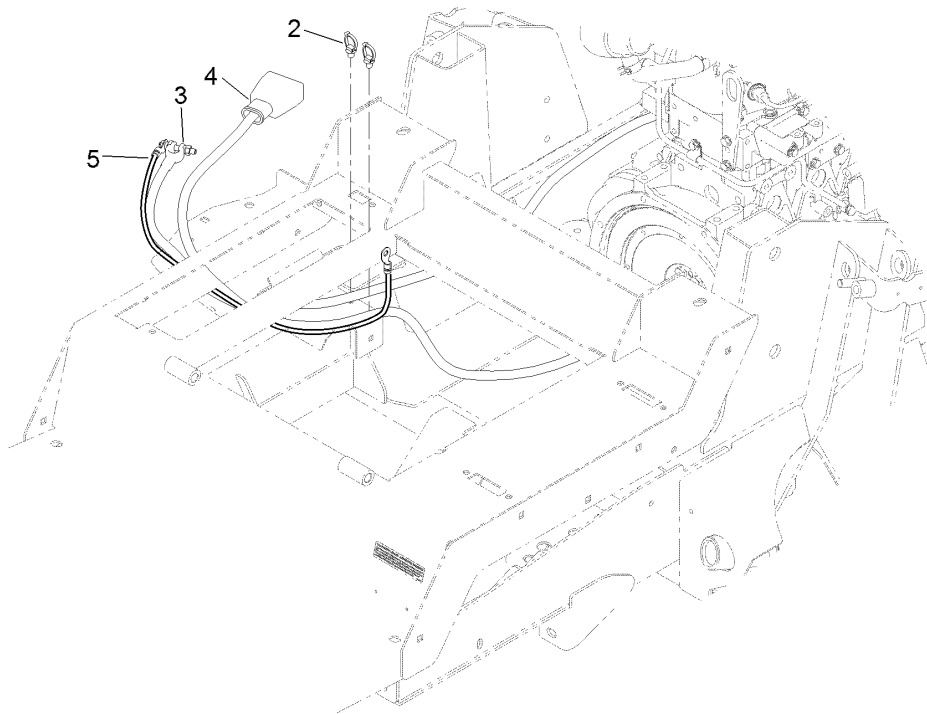
Platform Harness and Fuse Assembly

<i>Ref.</i>	<i>Part Number</i>	<i>Qty.</i>	<i>Description</i>
1	120-6343	1	Harness-Wire, Platform
1:10	121-8861	3	Fuse-Mini Blade, 2 Amp
1:11	121-8865	6	Fuse-Mini Blade, 7.5 Amp
1:12	121-8866	4	Fuse-Mini Blade, 10 Amp
1:22	32180-043	1	Resistor-120 Ohm
1:23	114-3342	1	Fuse-Maxi, 60 Amp



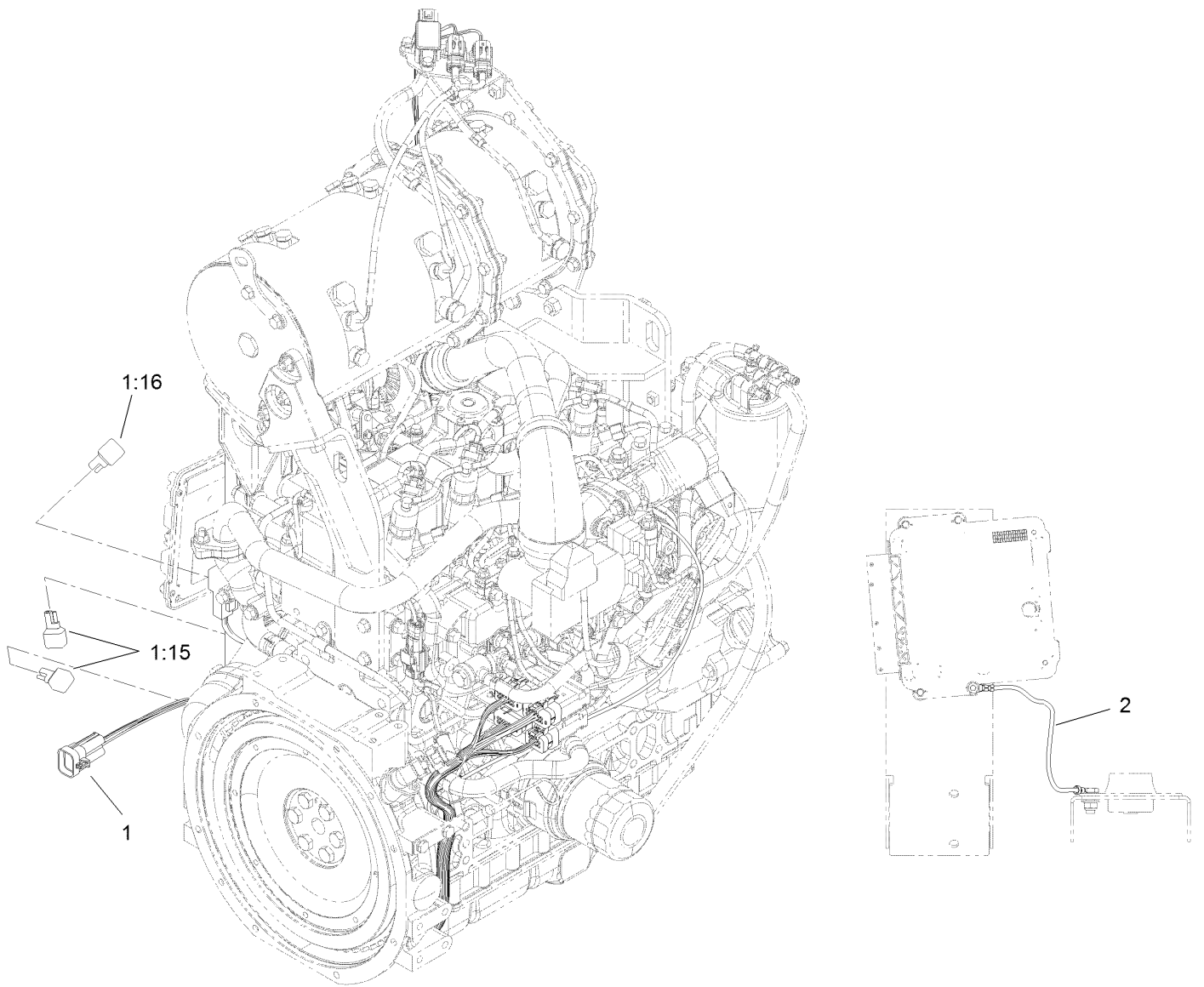
Rear Harness Assembly

<i>Ref.</i>	<i>Part Number</i>	<i>Qty.</i>	<i>Description</i>
1	120-6344	1	Harness-Wire, Rear
2	115-1931	1	Harness-Wire, Fuel Pump Adapter
3	3290-379	1	Tie-Cable



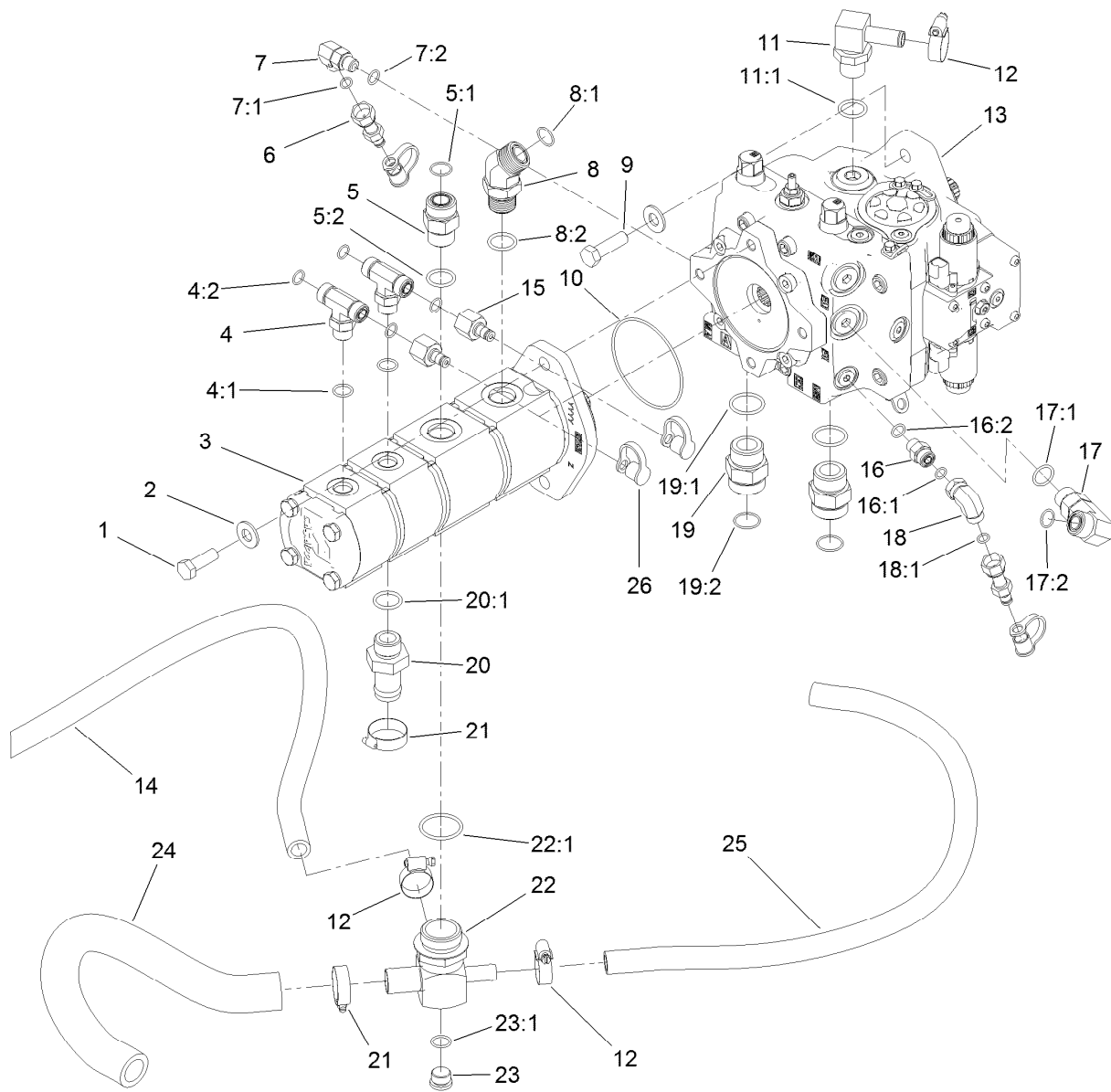
Battery Cable and Grounds Assembly

Ref.	Part Number	Qty.	Description
1	122-0072	1	Cable-Battery, Positive
2	32180-030	2	Clip-Tie
3	121-8898	1	Cable-Battery, Negative
4	121-8897	1	Cable-Battery, Positive
5	54-3094	1	Cable
6	108-9470	1	Harness-Wire, Fusible Link
7	33004-00	2	Nut-HF



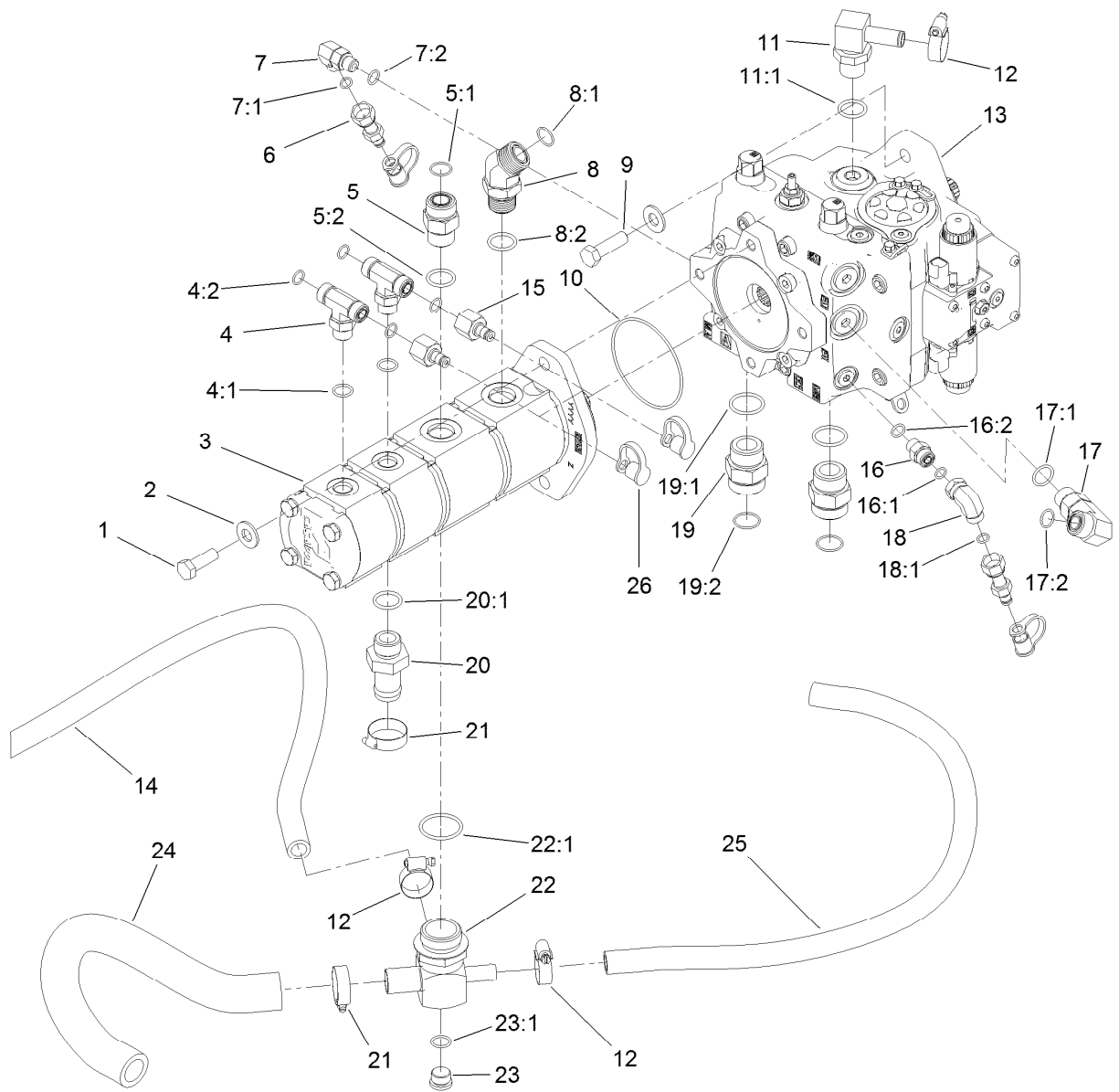
Engine Harness Assembly

<i>Ref.</i>	<i>Part Number</i>	<i>Qty.</i>	<i>Description</i>
1	120-6340	1	Harness-Wire, Engine
1:15	100-4918	2	Diode
1:16	121-8891	1	Resistor (1.6K Ohm)
2	122-0057	1	Harness-Wire, Ground



Piston Pump and Gear Pump Assembly

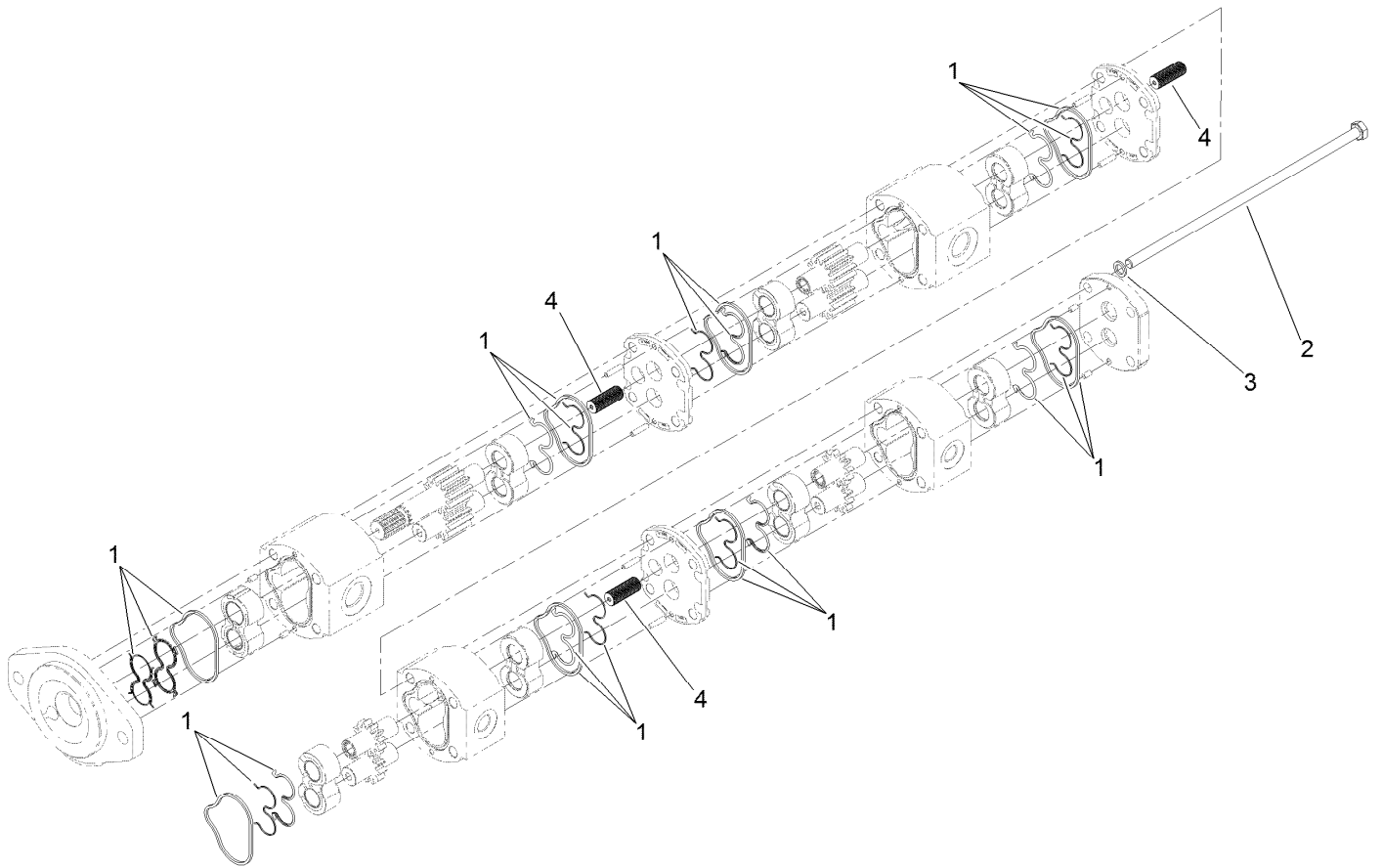
Ref.	Part Number	Qty.	Description	Ref.	Part Number	Qty.	Description
1	121-1525	2	Screw-HH	13	120-9059	1	Piston Pump ASM
2	87-7270	4	Washer-Thrust	14	121-1647	1	Hose-HYD
3	120-8904	1	4-Section Gear Pump ASM	15	100-5616	2	Fitting
4	340-157	2	Fitting-HYD, Tee	16	340-2	1	Fitting-Straight
4:1	237-79	1	O-Ring	16:1	237-22	1	O-Ring
4:2	237-30	2	O-Ring	16:2	237-42	1	O-Ring
5	340-9	1	Fitting-STR	17	121-1492	1	Fitting-90
5:1	237-58	1	O-Ring	17:1	237-80	1	O-Ring
5:2	237-81	1	O-Ring	17:2	237-65	1	O-Ring
6	86-5480	2	Nipple-Test	18	340-159	1	Elbow-90
7	340-77	1	Fitting-Elbow, 90 DEG	18:1	237-22	2	O-Ring
7:1	237-22	1	O-Ring	19	104-3797	2	Fitting-Straight
7:2	237-42	1	O-Ring	19:1	237-146	1	O-Ring
8	100-5530	1	Fitting-45 DEG	19:2	340-65	1	O-Ring
8:1	237-58	1	O-Ring	20	99-3017	1	Fitting
8:2	237-81	1	O-Ring	20:1	237-81	1	O-Ring
9	121-1524	2	Screw-HH	21	2412-34	2	Clamp-Hose
10	107-9447	1	O-Ring	22	121-1682	1	Fitting-Tee
11	117-3681	1	Fitting-HYD, 90 DEG	22:1	237-101	1	O-Ring
11:1	237-81	1	O-Ring	23	353-988	1	Plug-Hex
12	2412-129	3	Clamp-Hose	23:1	237-79	1	O-Ring



Piston Pump and Gear Pump Assembly (continued)

Ref.	Part Number	Qty.	Description
24	120-8815	1	Hose-Suction

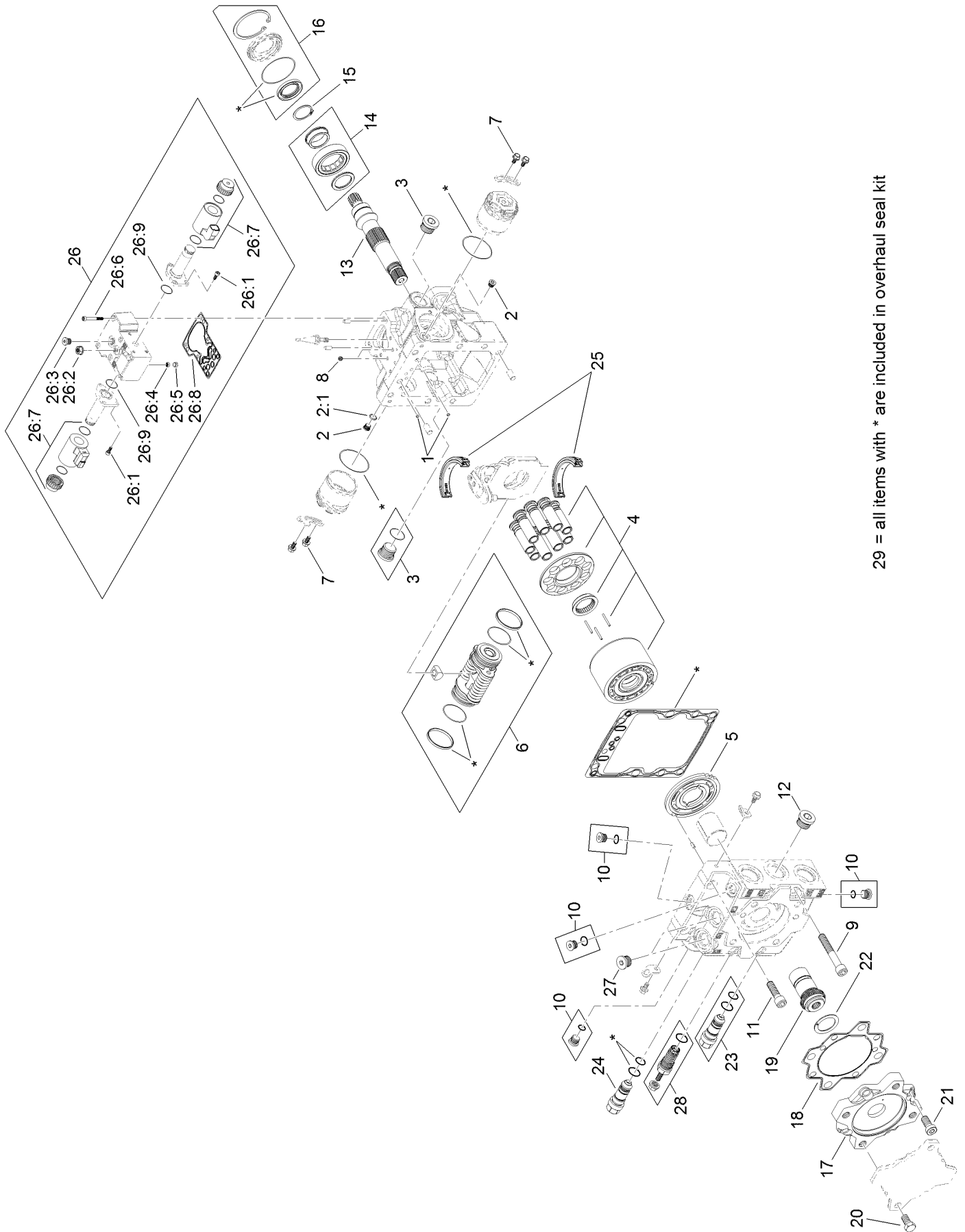
Ref.	Part Number	Qty.	Description
25	120-9050	1	Hose-HYD
26	354-79	4	Cap-Dust



4-Section Gear Pump Assembly No. 120-8904

<i>Ref.</i>	<i>Part Number</i>	<i>Qty.</i>	<i>Description</i>
1	115-3776	1	Seal Kit
2	121-1721	4	Bolt
3	121-1722	4	Washer
4	120-6284	3	Hub-Connecting

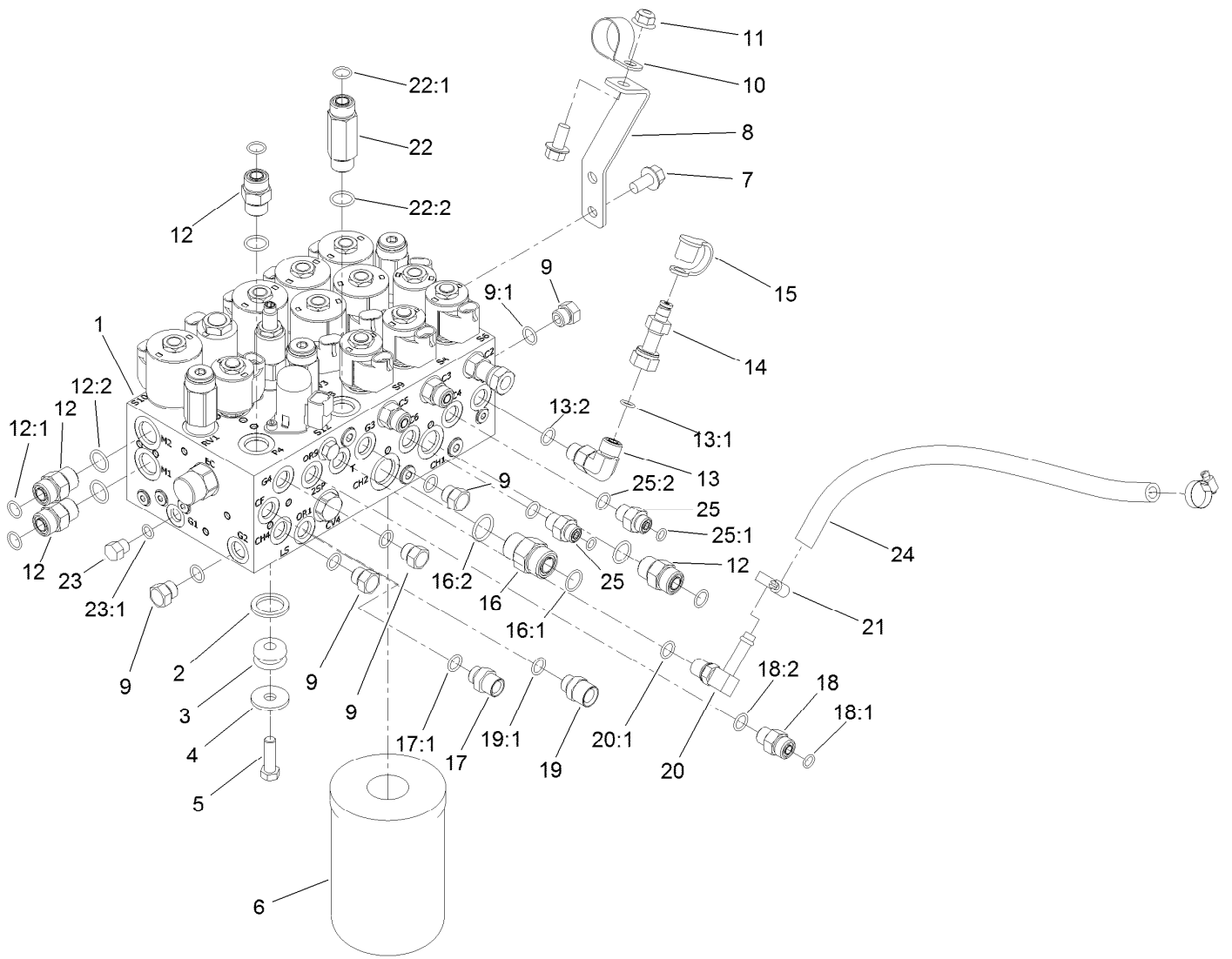
Piston Pump Assembly No. 120-9059



29 = all items with * are included in overhaul seal kit

Piston Pump Assembly No. 120-9059 (continued)

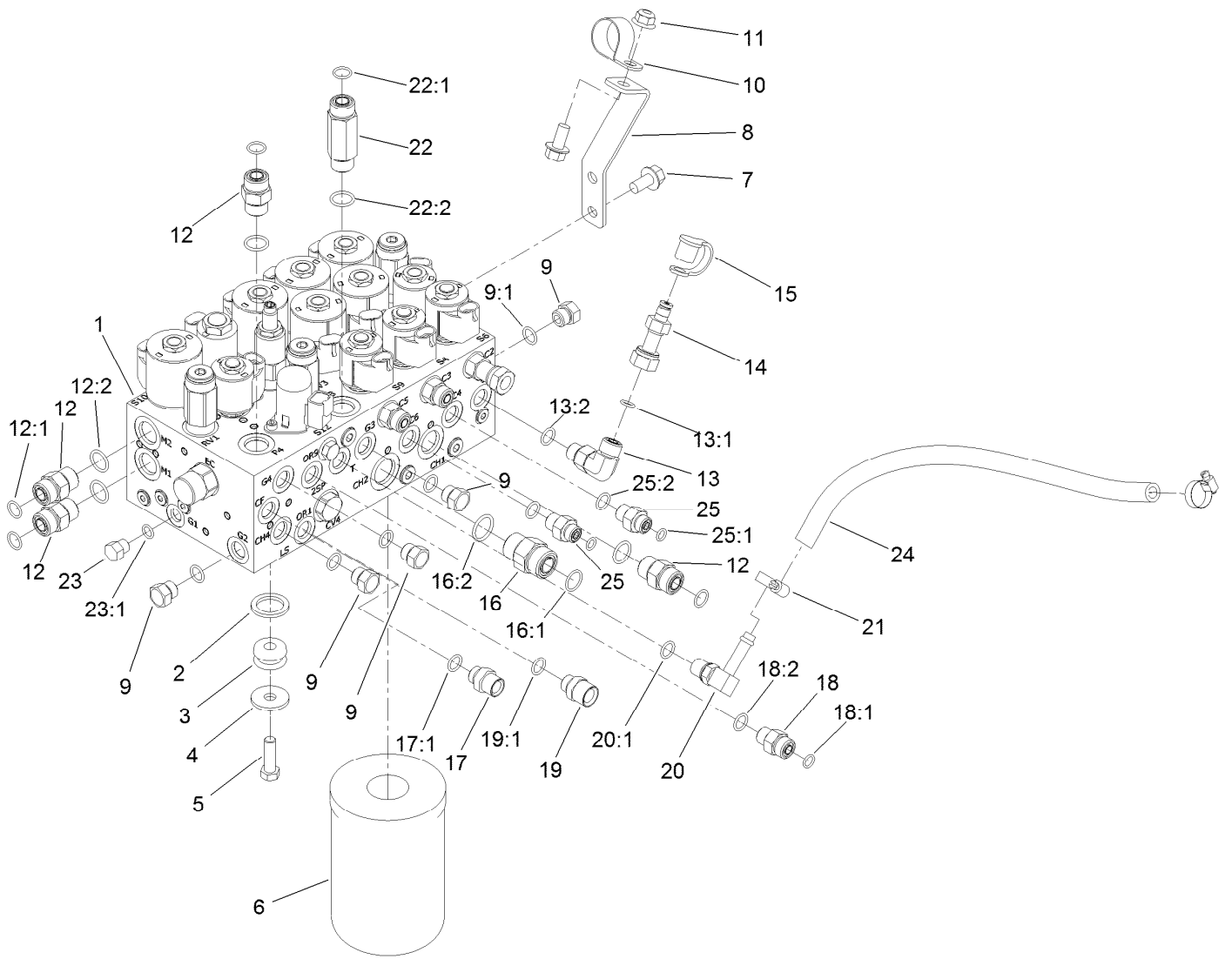
<i>Ref.</i>	<i>Part Number</i>	<i>Qty.</i>	<i>Description</i>	<i>Ref.</i>	<i>Part Number</i>	<i>Qty.</i>	<i>Description</i>
1	125-5266	2	Screen	20	125-5281	4	Screw
2	75-0170	2	Plug-Thread, Straight	21	125-5282	4	Screw
2:1	92-8777	1	O-Ring	22	125-5287	1	Plate-Thrust
3	107-4352	2	Plug	23	121-1731	1	Valve-Relief, High Pressure
4	121-1723	1	Cylinder Block Kit	24	125-5291	1	Valve-Relief, High Pressure
5	121-1724	1	Plate-Valve, CW	25	121-1732	1	Swash Plate Bearing Kit
6	121-1725	1	Servo Piston ASM	26	125-5295	1	Control Kit (12 Volt)
7	125-5270	6	Screw	26:1	125-5272	6	Screw
8	125-5276	2	Orifice (0.8)	26:2	125-5273	1	Nut-Seal
9	121-1726	4	Screw	26:3	125-5302	1	Plug
10	125-5300	4	Plug ASM	26:4	125-5266	1	Screen
11	121-1727	2	Screw	26:5	125-5269	1	Ring-Locking
12	125-5301	1	Plug	26:6	125-5274	6	Screw
13	121-1728	1	Shaft	26:7	125-5294	2	Coil Kit
14	125-5279	1	Bearing-Roller	26:8	125-5283	1	Gasket-Control
15	125-5280	1	Ring-Retaining	26:9	125-5288	2	O-Ring
16	121-1729	1	Shaft Seal Kit	27	125-5303	2	Plug ASM
17	125-5284	1	Adapter	28	125-5297	1	Charge Relief Kit
18	125-5285	1	Seal-Adapter	29	121-1733	1	Overhaul Seal Kit
19	121-1730	1	Coupling				



Combination Manifold Assembly

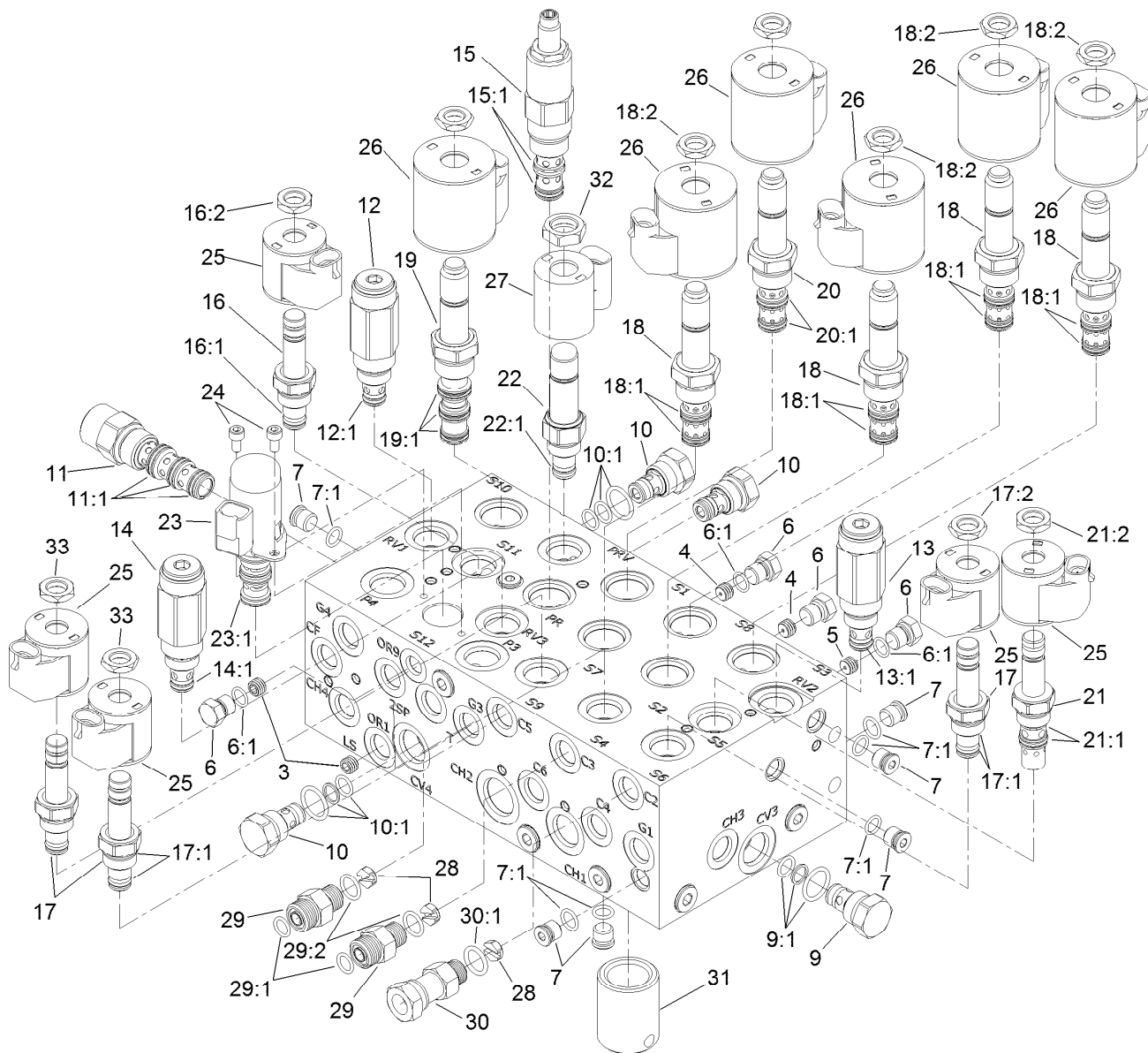
Ref.	Part Number	Qty.	Description
1	120-8842	1	HYD Combination Manifold ASM
2	92-2650	3	Spacer-Clutch
3	63-9750	3	Mount
4	63-8410	3	Washer
5	323-7	3	Screw-HH
6	75-1310	1	Filter-HYD
7	3234-1	3	Screw-HHF
8	121-1542	1	Plate-Mount, Hose
9	353-508	5	Plug-HH
9:1	237-42	1	O-Ring
10	2412-126	1	R-Clamp
11	104-8301	1	Nut-HF, NI
12	340-4	4	Fitting-Straight
12:1	237-30	1	O-Ring
12:2	237-79	1	O-Ring
13	340-77	1	Fitting-Elbow, 90 DEG
13:1	237-22	1	O-Ring
13:2	237-42	1	O-Ring
14	86-5480	1	Nipple-Test
15	354-79	1	Cap-Dust

Ref.	Part Number	Qty.	Description
16	340-7	1	Fitting-Straight
16:1	237-65	1	O-Ring
16:2	237-80	1	O-Ring
17	120-8975	1	Fitting-Straight
17:1	237-42	1	O-Ring
18	340-2	1	Fitting-Straight
18:1	237-22	1	O-Ring
18:2	237-42	1	O-Ring
19	120-8979	1	Fitting-Straight
19:1	237-42	1	O-Ring
20	100-4887	1	Fitting-Elbow, 90
20:1	237-42	1	O-Ring
21	2412-36	2	Clamp-Hose
22	119-4854	1	Fitting-STR
22:1	237-30	1	O-Ring
22:2	237-79	1	O-Ring
23	353-512	1	Plug
23:1	237-78	1	O-Ring
24	87-5730	1	Hose
25	340-1	2	Fitting-Straight



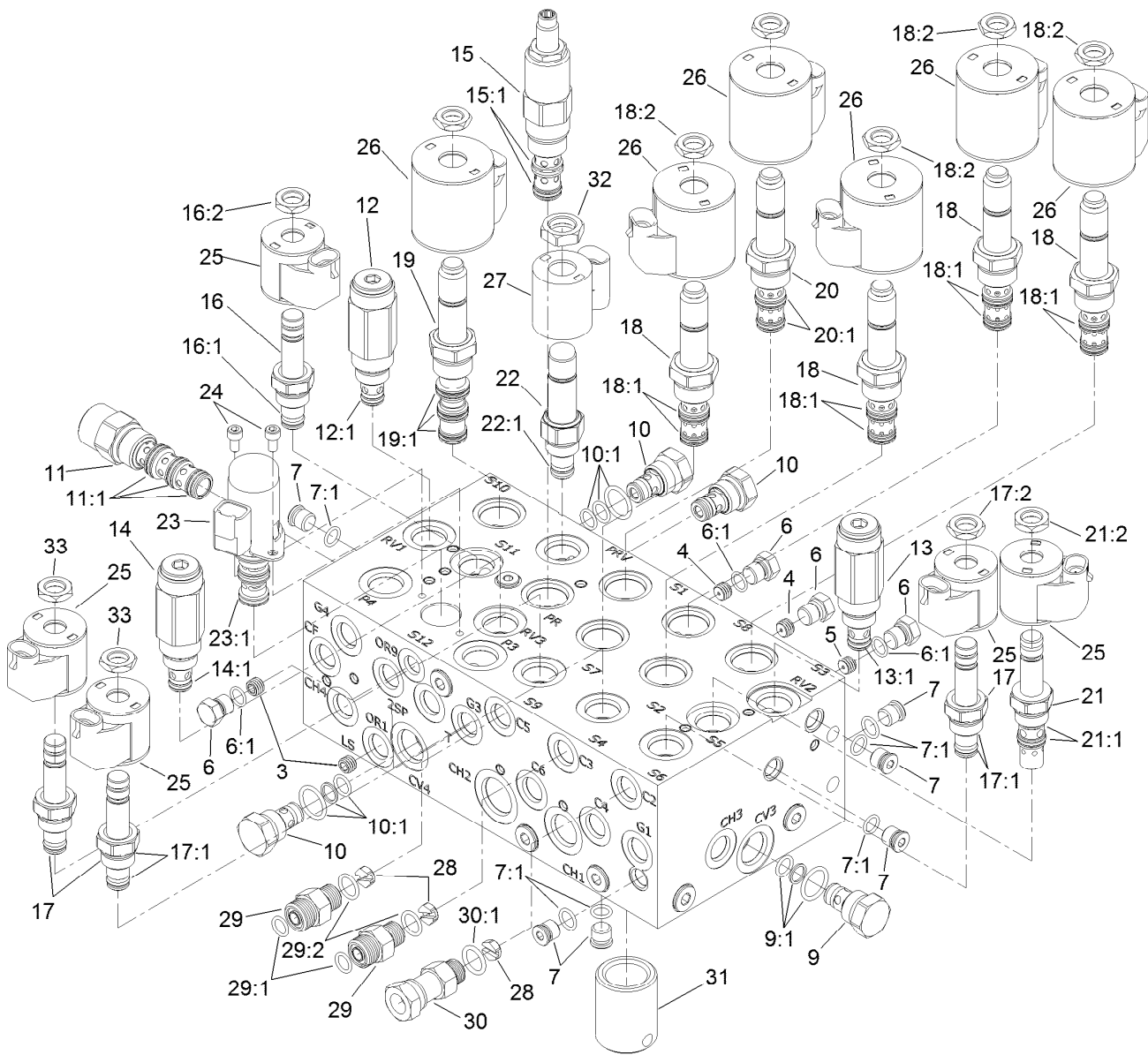
Combination Manifold Assembly (continued)

<i>Ref.</i>	<i>Part Number</i>	<i>Qty.</i>	<i>Description</i>
25:1	237-21	1	O-Ring
25:2	237-42	1	O-Ring



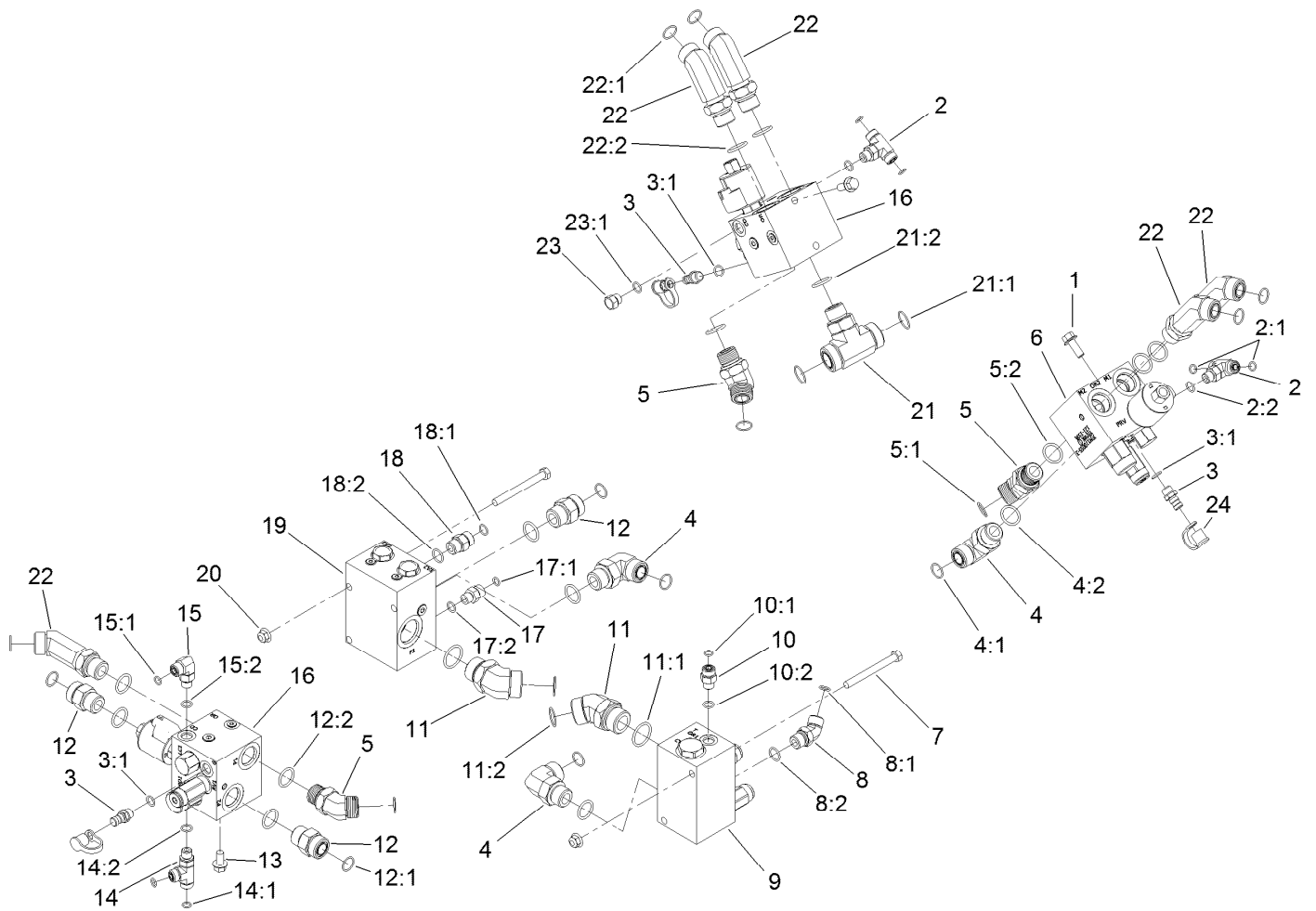
Combination Manifold Assembly No. 120-8842

Ref.	Part Number	Qty.	Description	Ref.	Part Number	Qty.	Description
3	110-5973	2	Orifice-0.030	15:1	105-9154	1	Seal Kit
4	112-6538	2	Orifice (.063 Inch)	16	107-7516	1	Solenoid Valve ASM
5	110-8883	1	Plug-Orifice (0.040)	16:1	105-9156	1	Seal Kit
6	117-0115	4	Plug	16:2	110-2634	1	Nut-Coil
6:1	237-78	1	O-Ring	17	112-9206	3	Solenoid Valve ASM
7	353-990	14	Plug ASM	17:1	105-9156	1	Seal Kit
7:1	237-78	1	O-Ring	17:2	110-2634	1	Nut-Coil
9	114-2873	1	Check Valve ASM	18	115-5400	4	Solenoid Valve ASM
9:1	105-9156	1	Seal Kit	18:1	107-7813	1	Seal Kit
10	105-9321	3	Check Valve ASM	18:2	110-2634	1	Nut-Coil
10:1	105-9156	1	Seal Kit	19	115-3023	1	Solenoid Valve ASM
11	115-5409	1	Compensator ASM	19:1	110-8908	1	Spool Valve Seal Kit
11:1	110-8908	1	Spool Valve Seal Kit	20	125-7556	1	Solenoid Valve ASM
12	125-7560	1	Relief Valve ASM	20:1	107-7813	1	Seal Kit
12:1	105-9156	1	Seal Kit	21	115-5405	1	Solenoid Valve ASM
13	125-7559	1	Relief Valve ASM	21:1	115-5413	1	Seal Kit
13:1	105-9156	1	Seal Kit	21:2	110-2634	1	Nut-Coil
14	125-7558	1	Relief Valve ASM	22	125-7555	1	Proportional Relief Valve ASM
14:1	105-9156	1	Seal Kit	22:1	110-6316	1	Seal Kit
15	125-7557	1	Pressure Reducing Valve ASM	23	125-7554	1	Valve-Solenoid



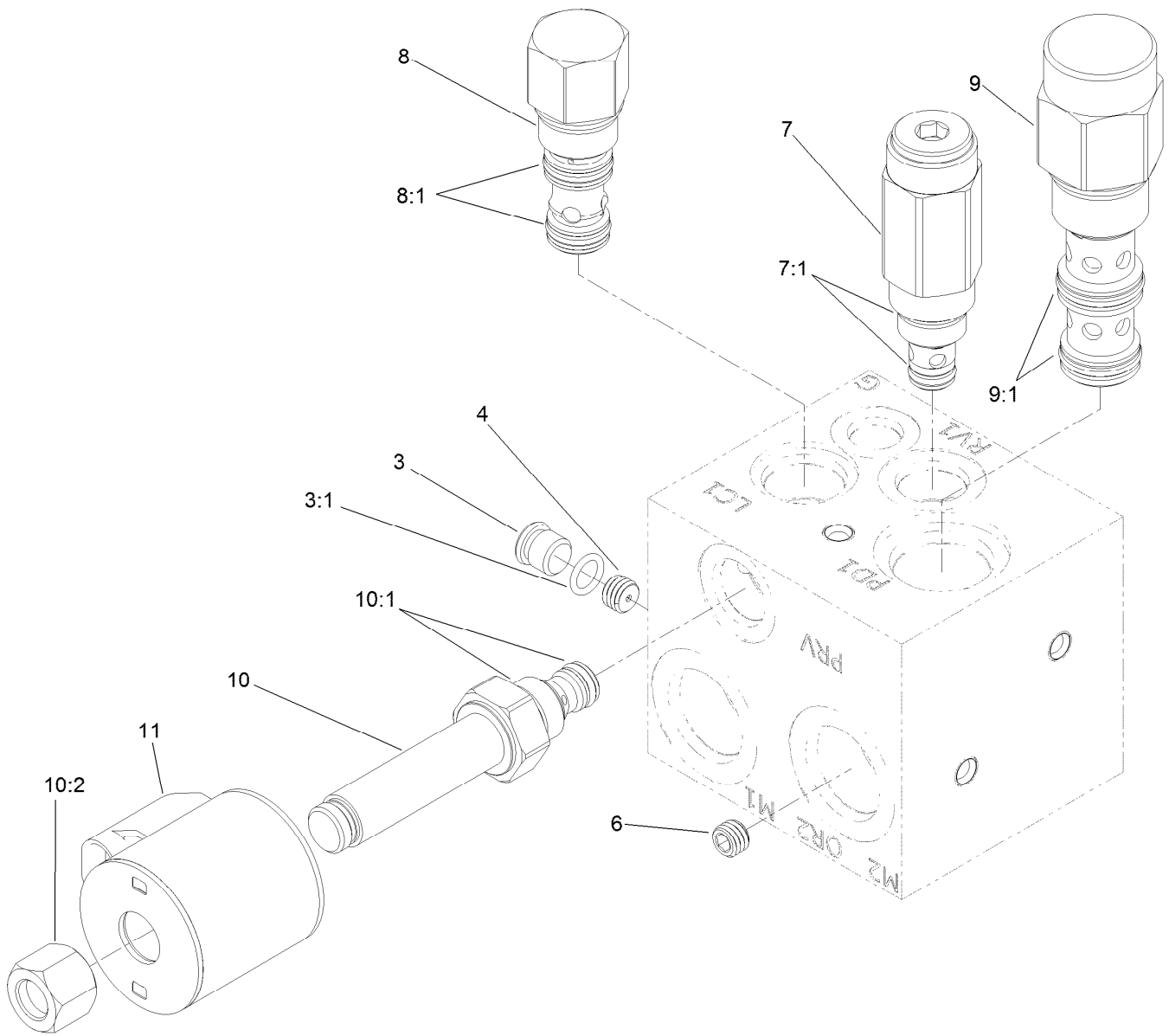
Combination Manifold Assembly No. 120-8842 (continued)

<i>Ref.</i>	<i>Part Number</i>	<i>Qty.</i>	<i>Description</i>	<i>Ref.</i>	<i>Part Number</i>	<i>Qty.</i>	<i>Description</i>
23:1	125-7561	1	Seal Kit	29:1	237-22	1	O-Ring
24	115-8733	2	Screw-HSH	29:2	237-42	1	O-Ring
25	110-0497	5	Coil-Solenoid	30	104-3779	1	Connector-Swivel, Straight
26	110-6344	6	Coil-12V, DC	30:1	237-42	1	O-Ring
27	125-7553	1	E-Coil, 12Vdc	31	125-7551	1	Nipple-Filter
28	125-7552	3	Orifice-Check, .070 DIA	32	125-7550	1	Nut-Coil
29	340-2	2	Fitting-Straight	33	110-2634	11	Nut-Coil



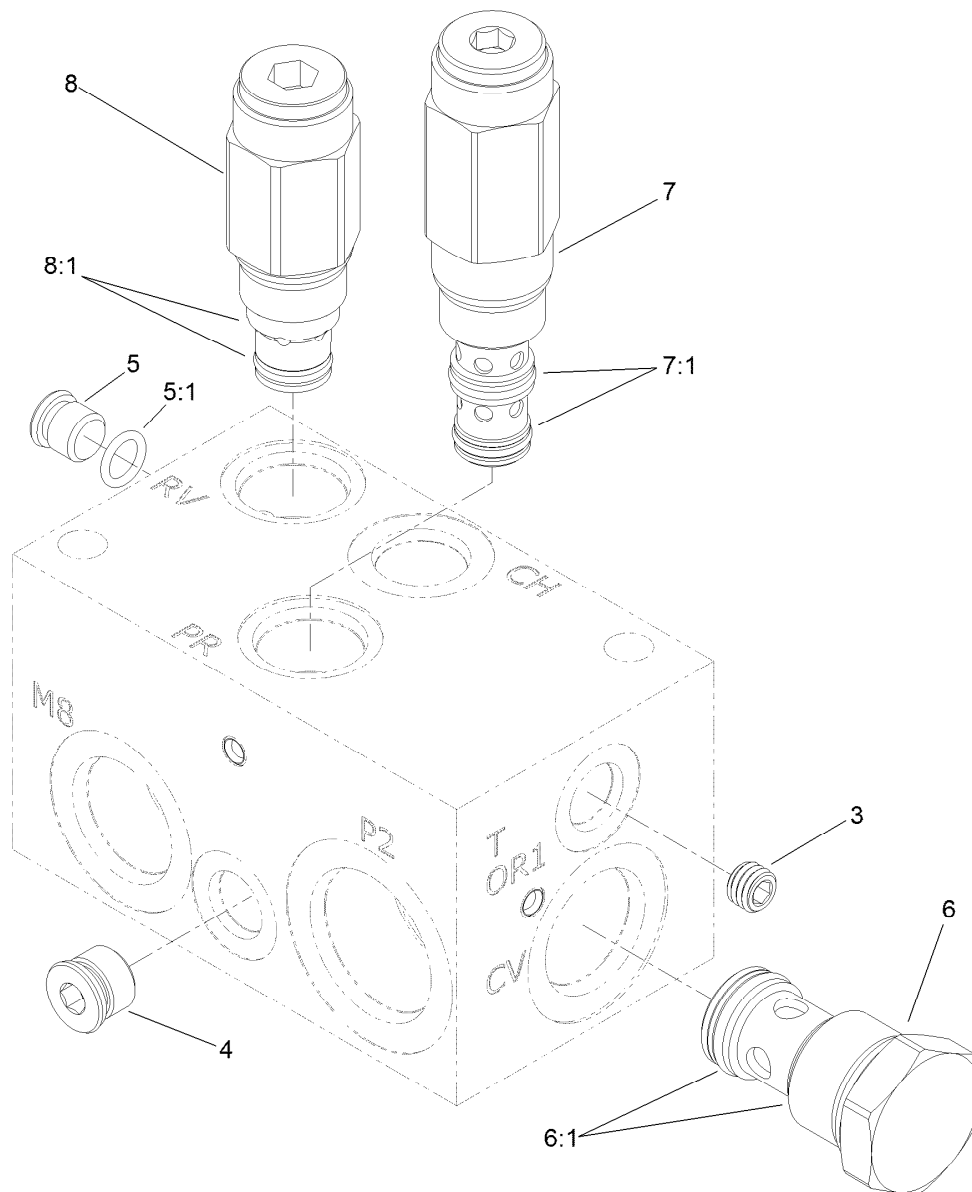
Manifold Block Assembly (continued)

<i>Ref.</i>	<i>Part Number</i>	<i>Qty.</i>	<i>Description</i>	<i>Ref.</i>	<i>Part Number</i>	<i>Qty.</i>	<i>Description</i>
19	121-1550	1	Flow Divider Manifold ASM	22:1	237-58	1	O-Ring
20	104-8301	4	Nut-HF, NI	22:2	237-81	1	O-Ring
21	120-8825	1	Fitting-Tee	23	353-508	1	Plug-HH
21:1	340-65	2	O-Ring	23:1	237-42	1	O-Ring
21:2	237-81	1	O-Ring	24	354-79	3	Cap-Dust
22	120-8982	5	Fitting-45 DEG				



Left Power-Take-Off Manifold Assembly No. 121-1536

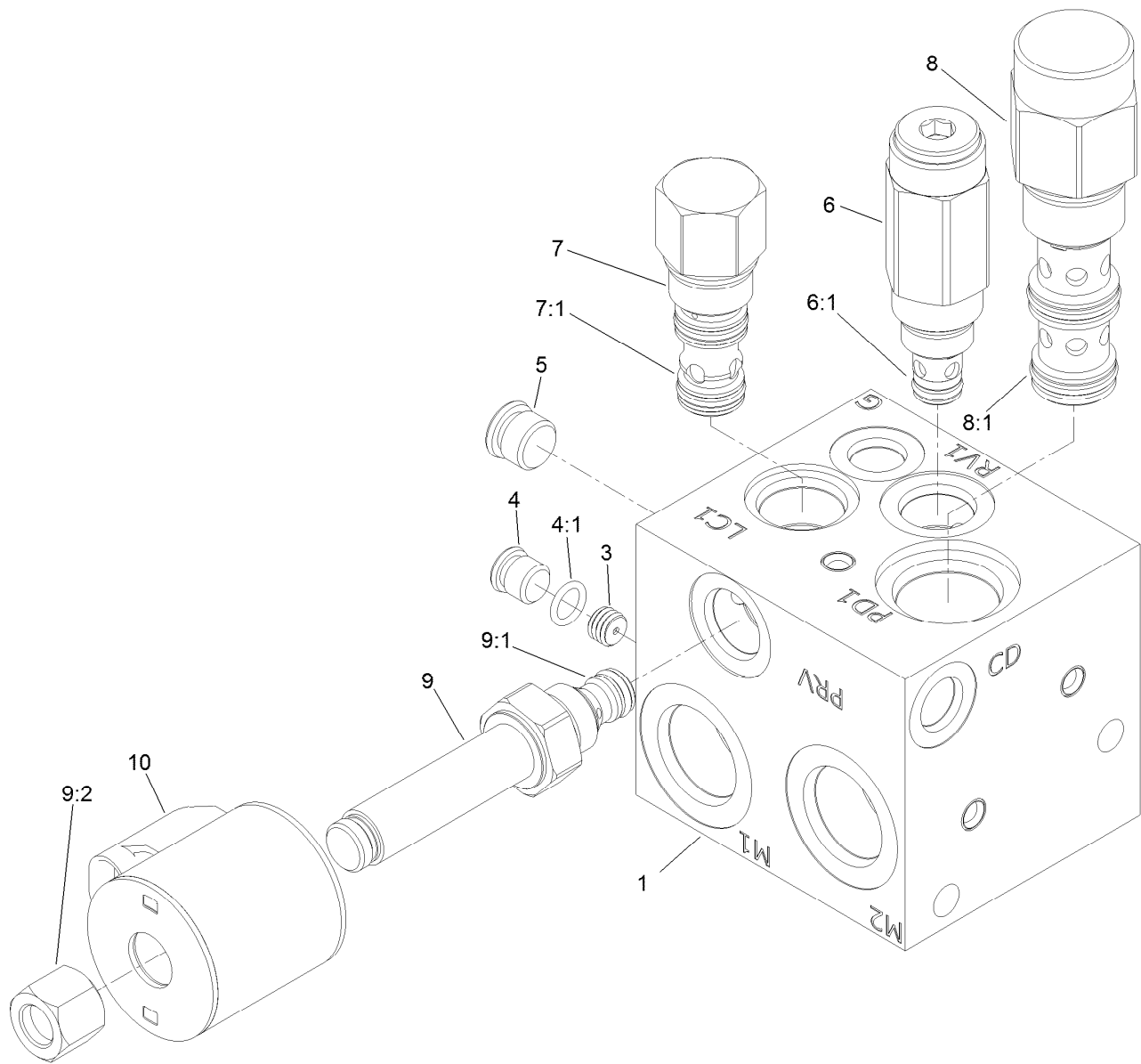
<i>Ref.</i>	<i>Part Number</i>	<i>Qty.</i>	<i>Description</i>
3	353-990	1	Plug ASM
3:1	237-78	1	O-Ring
4	117-8315	1	Orifice (.025 Inch)
6	112-6538	1	Orifice (.063 Inch)
7	114-5512	1	Valve-Relief, 600 PSI
7:1	105-9156	1	Seal Kit
8	105-9153	1	Element-Logic, Vented
8:1	119-2159	1	Seal Kit
9	125-4327	1	Valve-Directional, Pilot
9:1	114-5515	1	Seal Kit
10	117-0227	1	Valve-Relief, Proportional
10:1	105-9156	1	Seal Kit
10:2	119-2160	1	Nut-Coil
11	110-2630	1	Coil-12Vdc



Rear Traction Manifold Assembly No. 121-1530

Ref.	Part Number	Qty.	Description
3	107-7525	1	Plug-Orifice (.050 Inch)
4		1	Plug ●
5	353-990	1	Plug ASM
5:1	237-78	1	O-Ring
6	125-4328	1	Valve-Check
6:1	125-4336	1	Seal Kit
7	125-4329	1	Valve-Reducing
7:1	125-4334	1	Seal Kit
8	125-4331	1	Valve-Relief
8:1	110-6316	1	Seal Kit

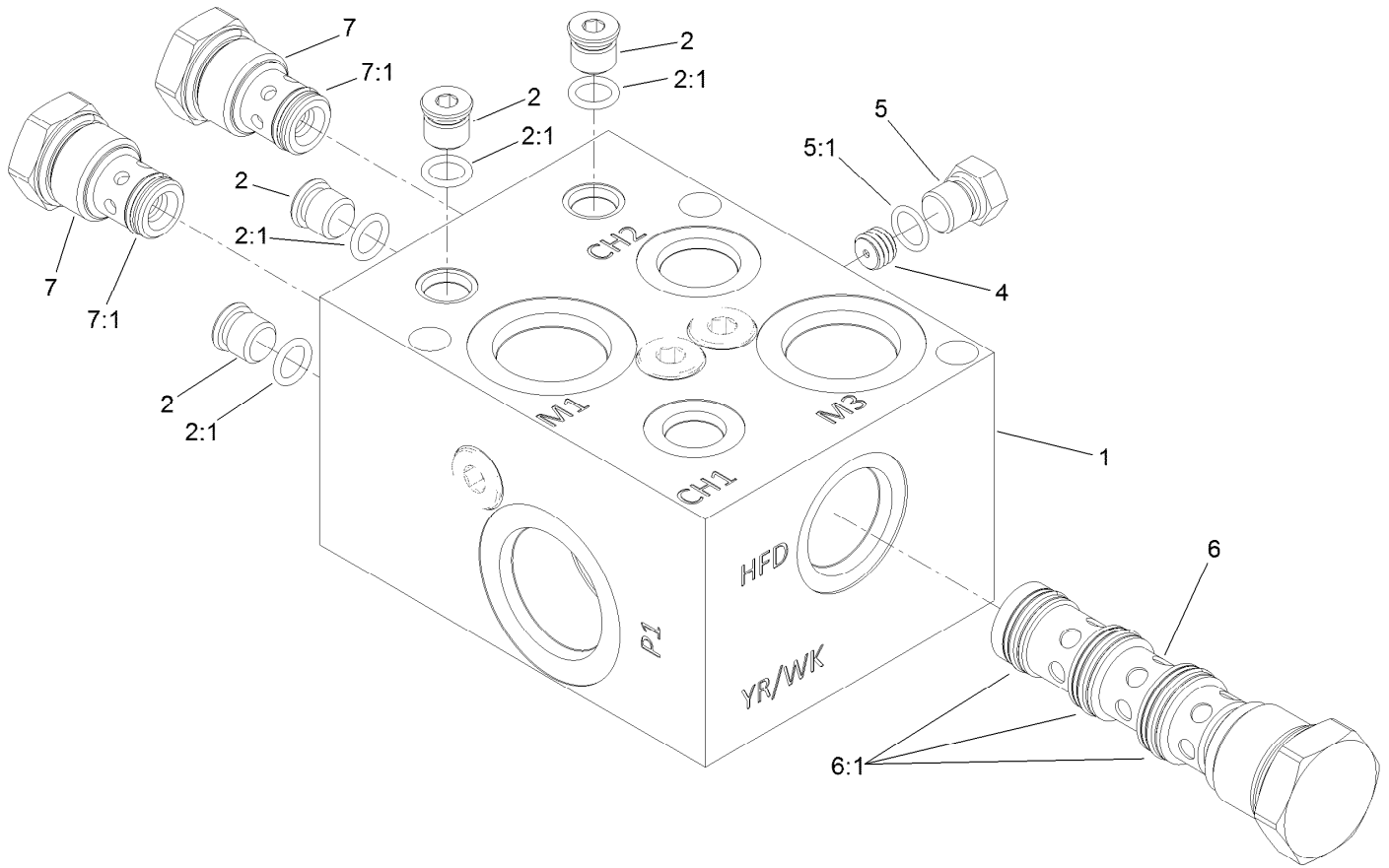
● Not serviced separately



Center and Right Power-Take-Off Manifold Assembly No. 121-1537

<i>Ref.</i>	<i>Part Number</i>	<i>Qty.</i>	<i>Description</i>
1		1	Manifold Block ●
3	117-8315	1	Orifice (.025 Inch)
4	353-990	1	Plug ASM
4:1	237-78	1	O-Ring
5		1	Plug ●
6	114-5512	1	Valve-Relief, 600 PSI
6:1	105-9156	1	Seal Kit
7	105-9153	1	Element-Logic, Vented
7:1	119-2159	1	Seal Kit
8	125-4327	1	Valve-Directional, Pilot
8:1	114-5515	1	Seal Kit
9	117-0227	1	Valve-Relief, Proportional
9:1	105-9156	1	Seal Kit
9:2	119-2160	1	Nut-Coil
10	110-2630	1	Coil-12Vdc

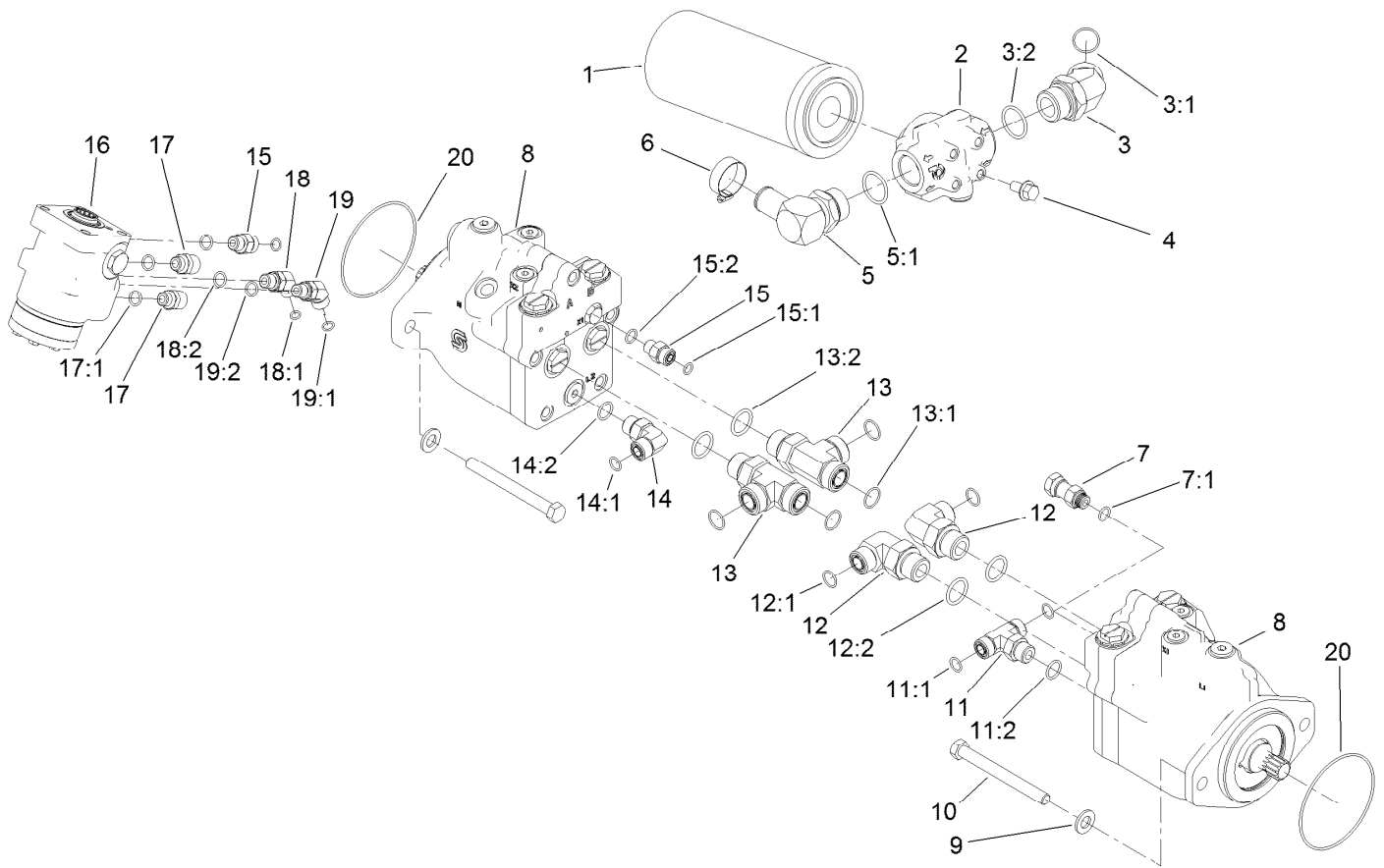
● Not serviced separately



Flow Divider Manifold Assembly No. 121-1550

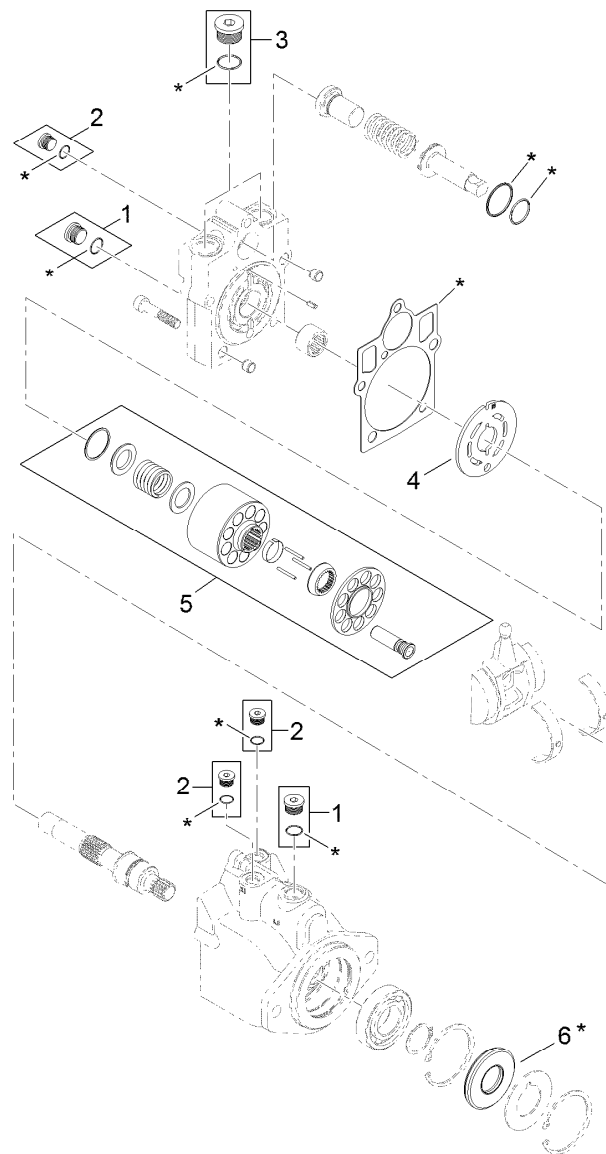
Ref.	Part Number	Qty.	Description
1		1	Manifold Block ●
2	353-990	4	Plug ASM
2:1	237-78	1	O-Ring
4	112-6538	1	Orifice (.063 Inch)
5	117-0115	1	Plug
5:1	237-78	1	O-Ring
6	125-4332	1	Valve-Flow Divider
6:1	125-4338	1	Seal Kit
7	125-4333	2	Valve-Check
7:1	125-4337	1	Seal Kit

● Not serviced separately



Drive Motor, Steer Valve and Filter Head Assembly

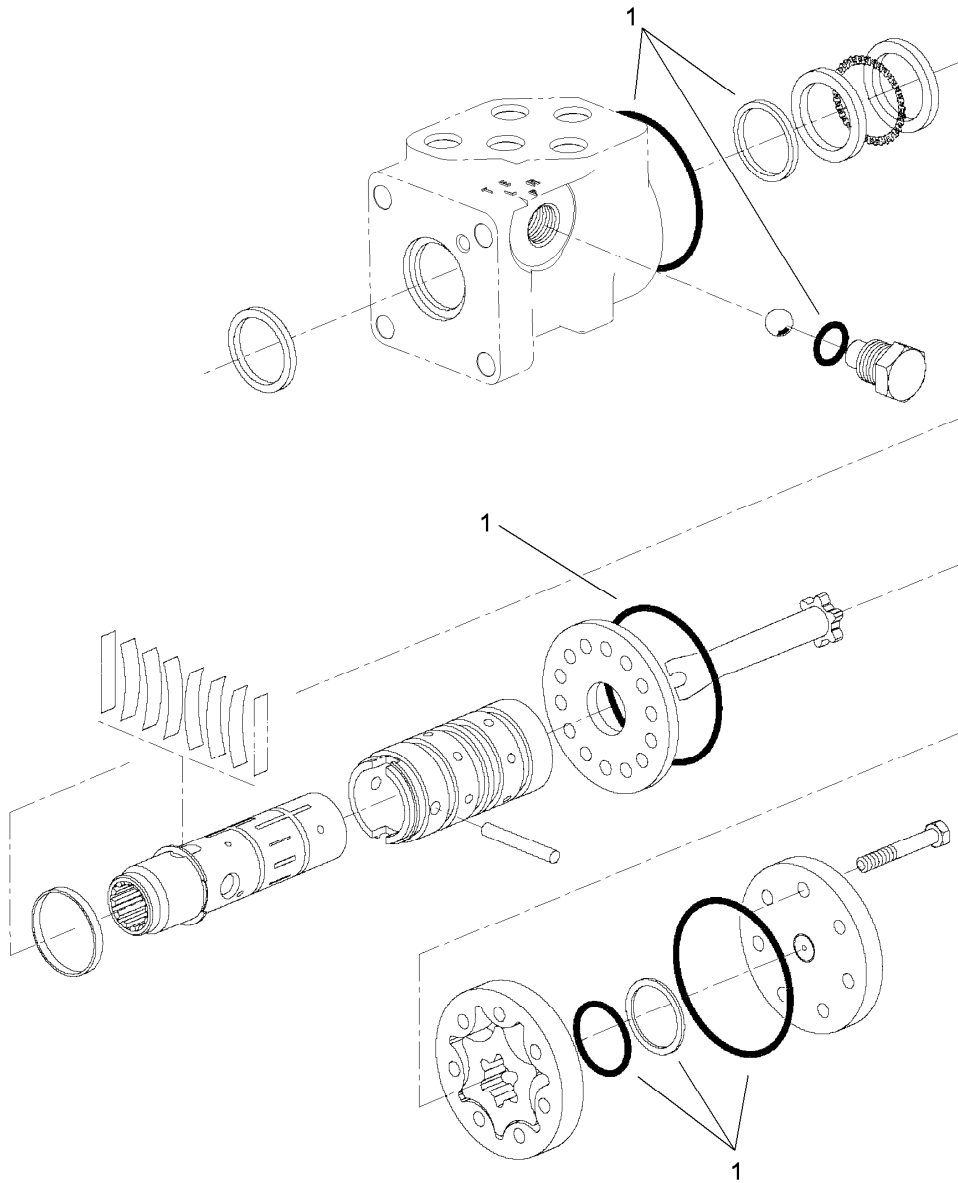
Ref.	Part Number	Qty.	Description	Ref.	Part Number	Qty.	Description
1	94-2621	1	Element-Filter	13	340-148	2	Fitting-Tee
2	121-1577	1	Head-Filter	13:1	237-81	1	O-Ring
3	104-3509	1	Fitting-HYD, 45 DEG	13:2	237-58	2	O-Ring
3:1	237-146	1	O-Ring	14	340-98	1	Fitting-Elbow, 90 DEG
3:2	340-65	1	O-Ring	14:1	237-79	1	O-Ring
4	3234-1	4	Screw-HHF	14:2	237-30	1	O-Ring
5	23-8910	1	Stem-Barb-90	15	340-2	2	Fitting-Straight
5:1	237-146	1	O-Ring	15:1	237-22	1	O-Ring
6	2412-34	1	Clamp-Hose	15:2	237-42	1	O-Ring
7	104-3779	1	Connector-Swivel, Straight	16	114-4900	1	Steering Valve ASM
7:1	237-42	1	O-Ring	17	120-8979	2	Fitting-Straight
8	120-8812	2	HYD Motor ASM	17:1	237-42	1	O-Ring
9	106-9888	4	Washer-Flat	18	340-137	1	Fitting
10	33116-120	4	Screw-HH	18:1	237-21	1	O-Ring
11	340-157	1	Fitting-HYD, Tee	18:2	237-42	1	O-Ring
11:1	237-79	1	O-Ring	19	340-87	1	Fitting-Elbow, 45 DEG
11:2	237-30	2	O-Ring	19:1	237-22	1	O-Ring
12	340-139	2	Fitting-Elbow 90	19:2	237-42	1	O-Ring
12:1	237-81	1	O-Ring	20	237-166	2	O-Ring
12:2	237-65	1	O-Ring				



7 = all items with * are included in overhaul seal kit

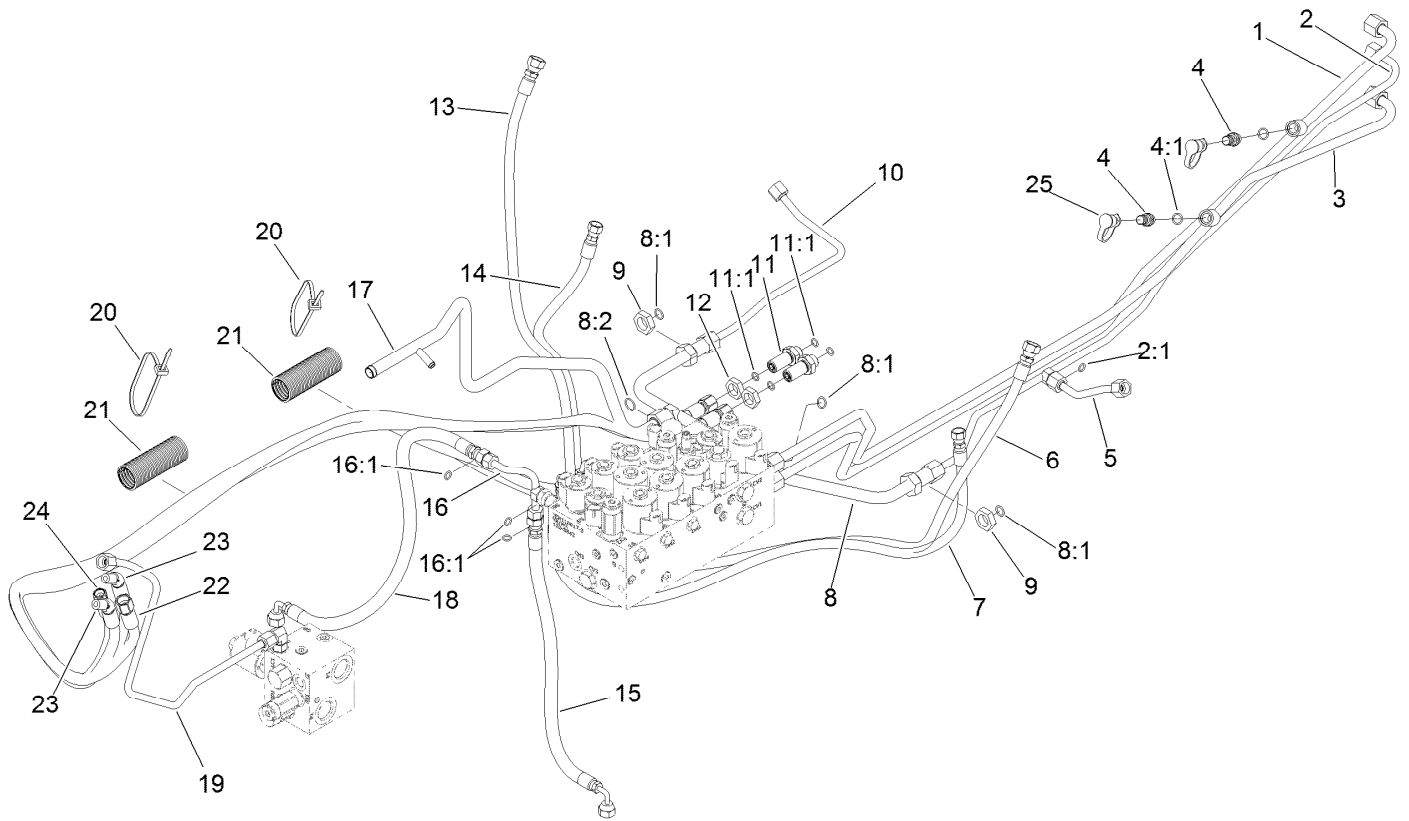
Hydraulic Motor Assembly No. 120-8812

<i>Ref.</i>	<i>Part Number</i>	<i>Qty.</i>	<i>Description</i>
1	67-9090	2	Plug
2	75-0070	3	Plug
3	107-4352	1	Plug
4	121-1734	1	Plate-Valve
5	121-1735	1	Cylinder Block Kit
6	69-3190	1	Seal-Lip
7	121-1736	1	Overhaul Seal Kit



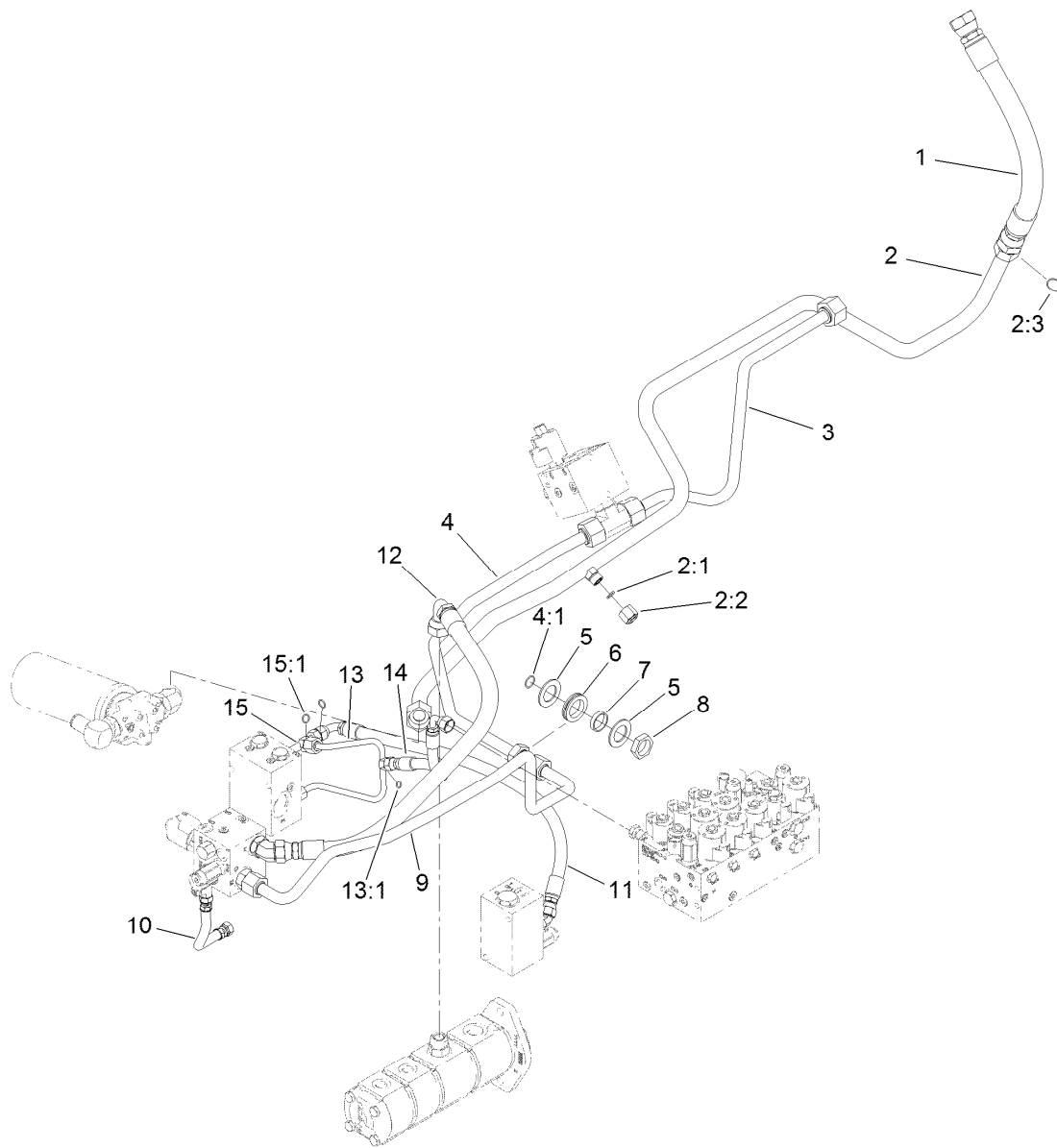
Steering Valve Assembly No. 114-4900

<i>Ref.</i>	<i>Part Number</i>	<i>Qty.</i>	<i>Description</i>
1	115-5480	1	Seal Kit



Lift, Steer and Fan Hydraulic Assembly

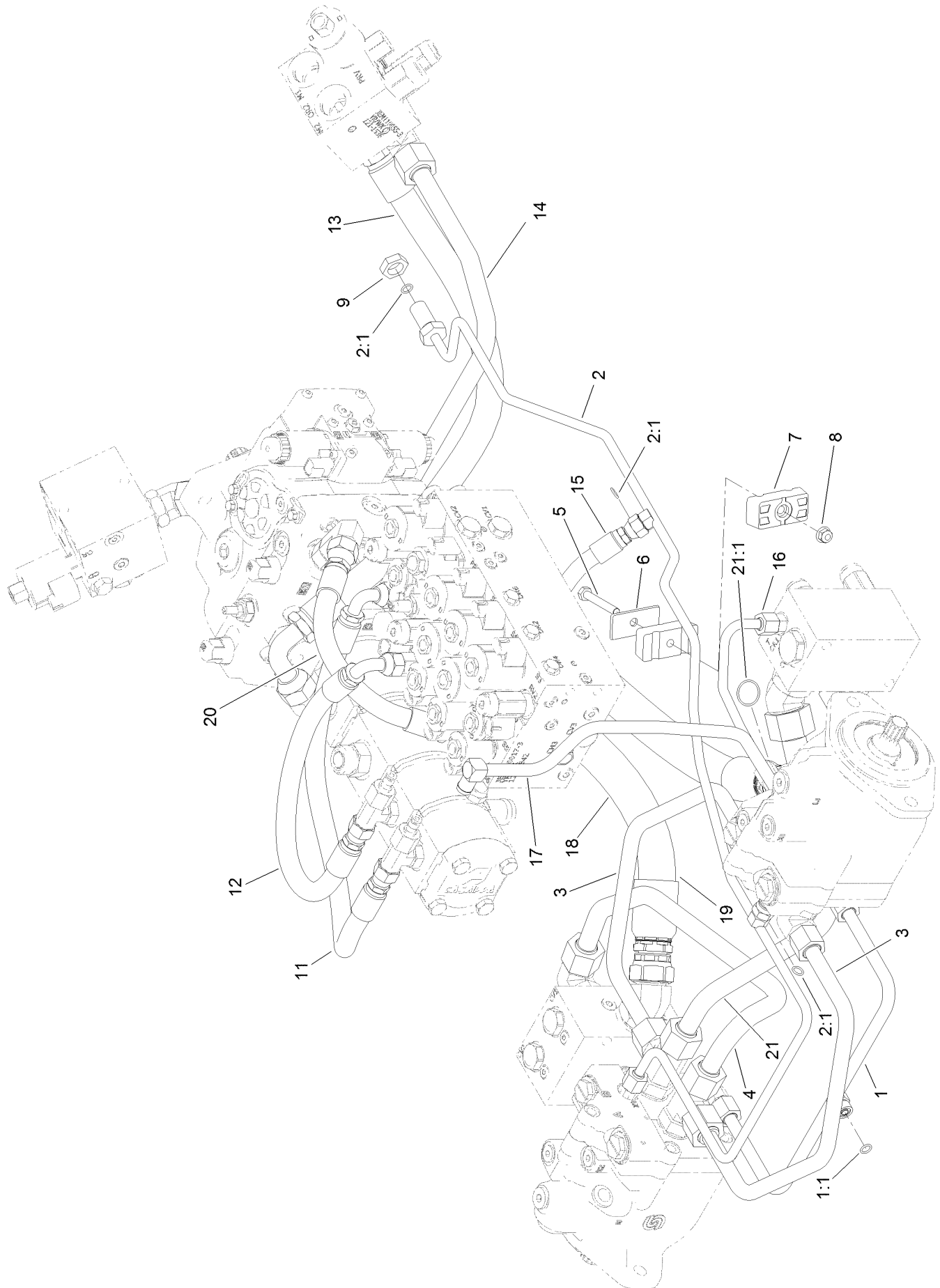
Ref.	Part Number	Qty.	Description	Ref.	Part Number	Qty.	Description
1	120-9074	1	Tube-Fan	12	340-70	2	Nut-Lock
2	120-8966	1	Tube-Drain, Fan	13	120-8999	1	Hose ASM
2:1	237-22	1	O-Ring	14	121-1745	1	Hose ASM
3	120-9075	1	Tube-Fan	15	121-1567	1	Hose-HYD
4	59-7410	2	Fitting-Diagnostic	16	121-1565	1	Tube-Tee
4:1	237-42	1	O-Ring	16:1	237-22	3	O-Ring
5	121-1523	1	Tube-HYD	17	121-1510	1	Tube-HYD
6	120-8998	1	Hose ASM	18	121-1566	1	Hose-HYD
7	106-3692	1	Hose-HYD	19	120-8848	1	Tube-HYD
8	121-1509	1	Tube-HYD	20	3290-378	4	Tie-Cable
8:1	237-30	3	O-Ring	21	121-1544	2	Cover-Hose
8:2	237-65	1	O-Ring	22	121-1504	1	Hose-HYD
9	340-127	2	Nut-Bulkhead	23	121-1491	2	Hose-HYD
10	121-1522	1	Tube-HYD	24	121-1503	1	Hose-HYD
11	340-71	2	Fitting-Straight, Bulkhead	25	354-79	2	Cap-Dust
11:1	237-22	2	O-Ring				



Oil Cooler Hydraulic Assembly

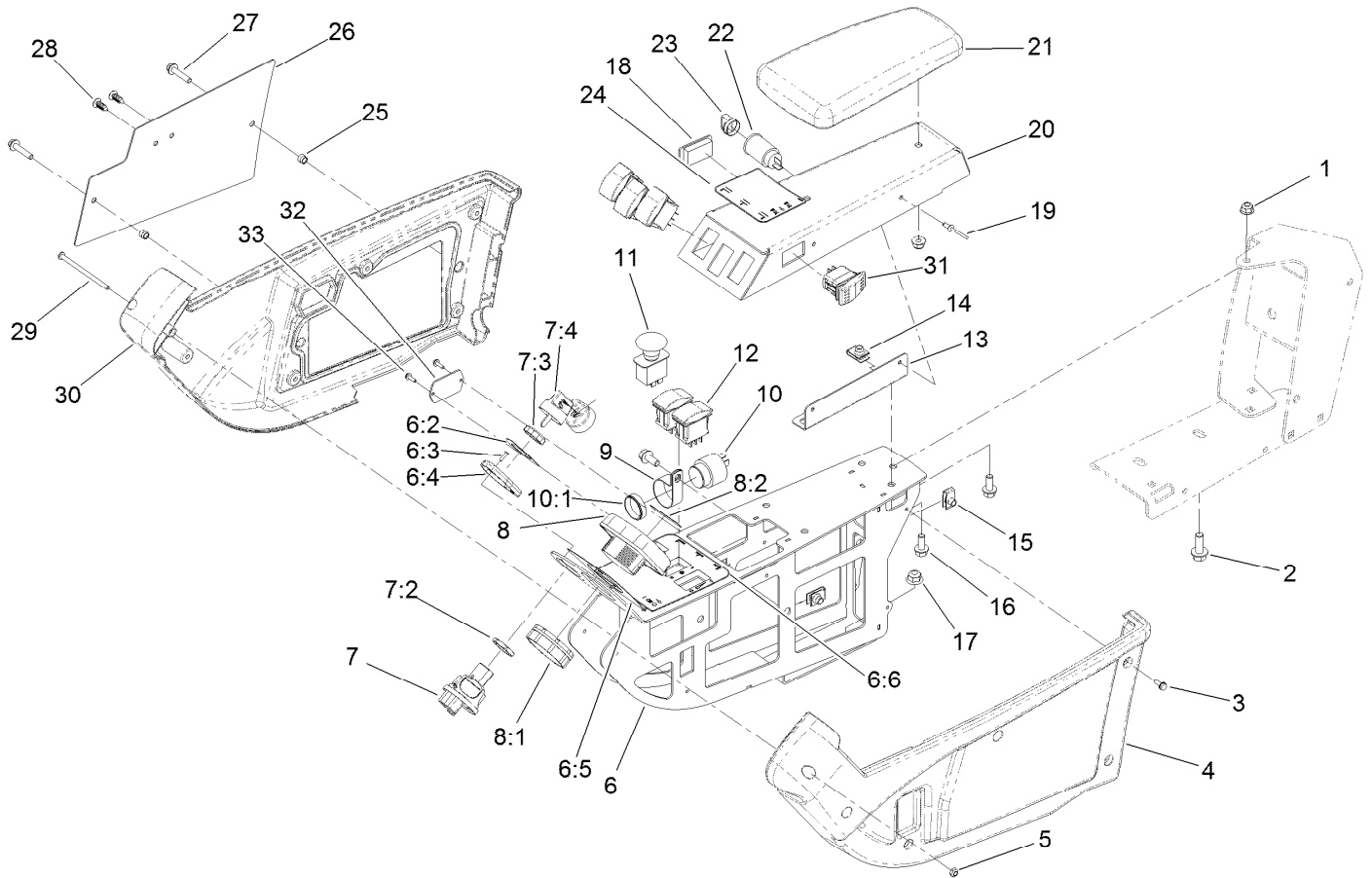
<i>Ref.</i>	<i>Part Number</i>	<i>Qty.</i>	<i>Description</i>	<i>Ref.</i>	<i>Part Number</i>	<i>Qty.</i>	<i>Description</i>
1	120-9060	1	Hose-HYD	8	340-126	1	Nut-Bulkhead
2	121-1612	1	Tube ASM	9	120-8838	1	Tube-PTO, Front Return
2:1	237-30	1	O-Ring	10	121-1572	1	Hose-HYD
2:2	340-152	1	Cap-HYD	11	121-1559	1	Hose-HYD
2:3	340-65	1	O-Ring	12	115-4384	1	Hose-HYD
3	121-1626	1	Tube-HYD	13	121-1584	1	Tube-HYD
4	121-1507	1	Tube ASM	13:1	237-22	1	O-Ring
4:1	237-58	1	O-Ring	14	121-1583	1	Hose-HYD
5	69-8910	2	Washer	15	121-1558	1	Fitting-Tee
6	240-7	1	Grommet-Rubber	15:1	237-30	2	O-Ring
7	69-8900	1	Spacer				

Traction Hydraulic Assembly



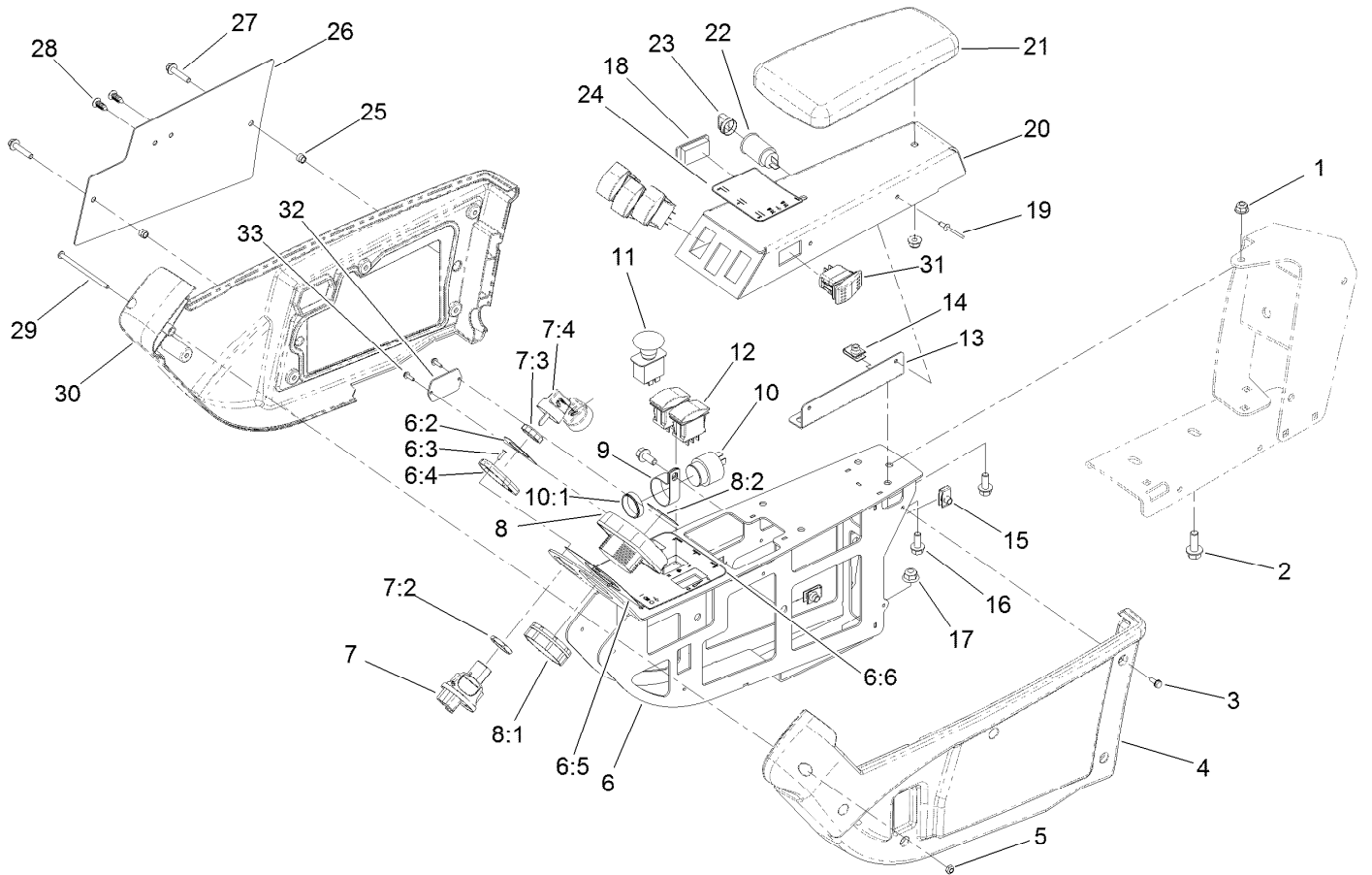
Traction Hydraulic Assembly (continued)

<i>Ref.</i>	<i>Part Number</i>	<i>Qty.</i>	<i>Description</i>	<i>Ref.</i>	<i>Part Number</i>	<i>Qty.</i>	<i>Description</i>
1	120-9080	1	Tube ASM	12	104-4584	1	Hose-HYD
1:1	237-22	1	O-Ring	13	115-4384	1	Hose-HYD
2	121-1552	1	Tube ASM	14	120-8834	1	Tube-PTO, LH To RH
2:1	237-22	3	O-Ring	15	104-2234	1	Hose-HYD
3	120-9079	2	Tube-HYD	16	121-1480	1	Tube-HYD
4	121-1546	1	Tube-HYD	17	120-8961	1	Tube-Return, Front
5	322-11	1	Screw-HH	18	121-1564	1	Hose-HYD
6	69-9761	1	Plate-Cover	19	121-1563	1	Hose-HYD
7	120-3200	2	Clamp-Tube	20	121-1505	1	Hose-HYD
8	104-8300	1	Nut-HF, NI	21	121-1581	1	Tube-Tee
9	340-70	1	Nut-Lock	21:1	340-65	1	O-Ring
11	104-2807	1	Hose-HYD				



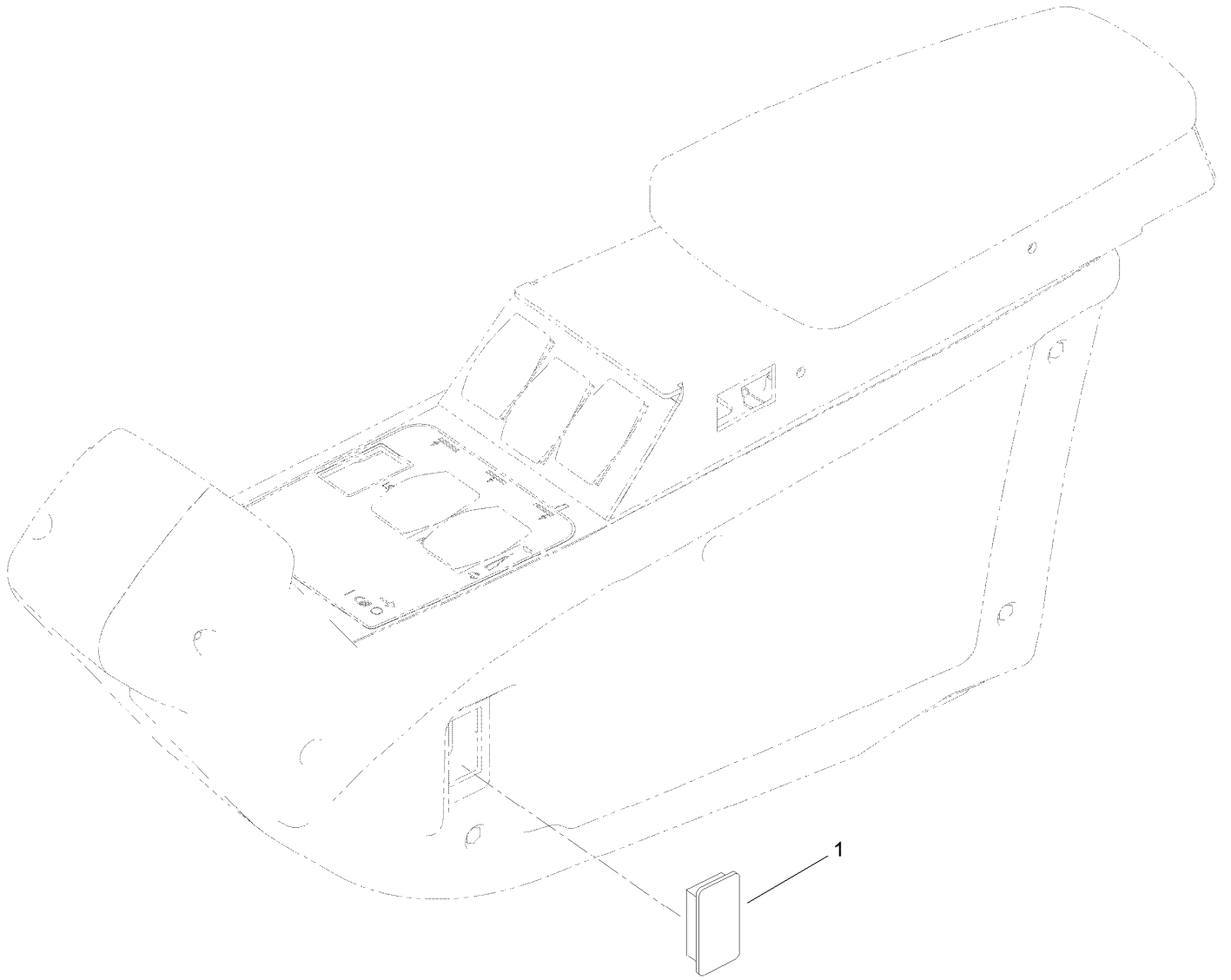
Arm-Rest Control Panel Assembly

<i>Ref.</i>	<i>Part Number</i>	<i>Qty.</i>	<i>Description</i>	<i>Ref.</i>	<i>Part Number</i>	<i>Qty.</i>	<i>Description</i>
1	104-8300	3	Nut-HF, NI	11	93-9999	1	Switch-PTO
2	3234-42	2	Screw-HHF	12	100-1535	5	Switch-Rocker, (On)-Off-(On)
3	32144-112	10	Screw-HWH	13	112-7404	1	Angle-Mounting
4	108-7604	1	Cover-LH	14	94-2413	5	Nut-U
5	3296-12	1	Nut-Lock, NI	15	107069	2	Clip
6	120-4155	1	Panel ASM	16	3234-5	6	Screw-HHF
6:2	121-3884	1	Decal-Console, Upper	17	104-8301	2	Nut-HF, NI
6:3	3269-17	2	Rivet-Pop	18	99-7420	1	Plug-Hole
6:4	121-3889	1	Step-Elevated, Switch	19	3290-409	2	Rivet
6:5	121-3887	1	Decal-Console, Display	20	117-2380-03	1	Panel-Switches, Control Arm
6:6	120-4159	1	Decal-Console, Lower	21	108-7602	1	Rest-Arm
7	121-5159	1	Ignition Switch ASM	22	99-7411	1	Point-Power
7:2	121-5160	1	Nut-Hex	23	99-7416	1	Cap
7:3	121-5161	1	Nut-Face	24	121-1592	1	Decal-Lift
7:4	121-5162	1	Set-Key, Ignition	25	110-0542	2	Spacer-Flange
8	120-6310	1	LCD Display ASM	26	115-8849-03	1	Plate-Cover
8:1	120-4630	1	Nut-Display	27	3234-21	2	Screw-HHF
8:2	120-6311	1	Decal-Display	28	114-4899	2	Rivet-Push
9	2412-74	1	R-Clamp	29	3250-22	1	Screw-PPH
10	80-9330	1	Audio Alarm ASM				
10:1	104-5107	1	Nut-Plastic, Knurled				



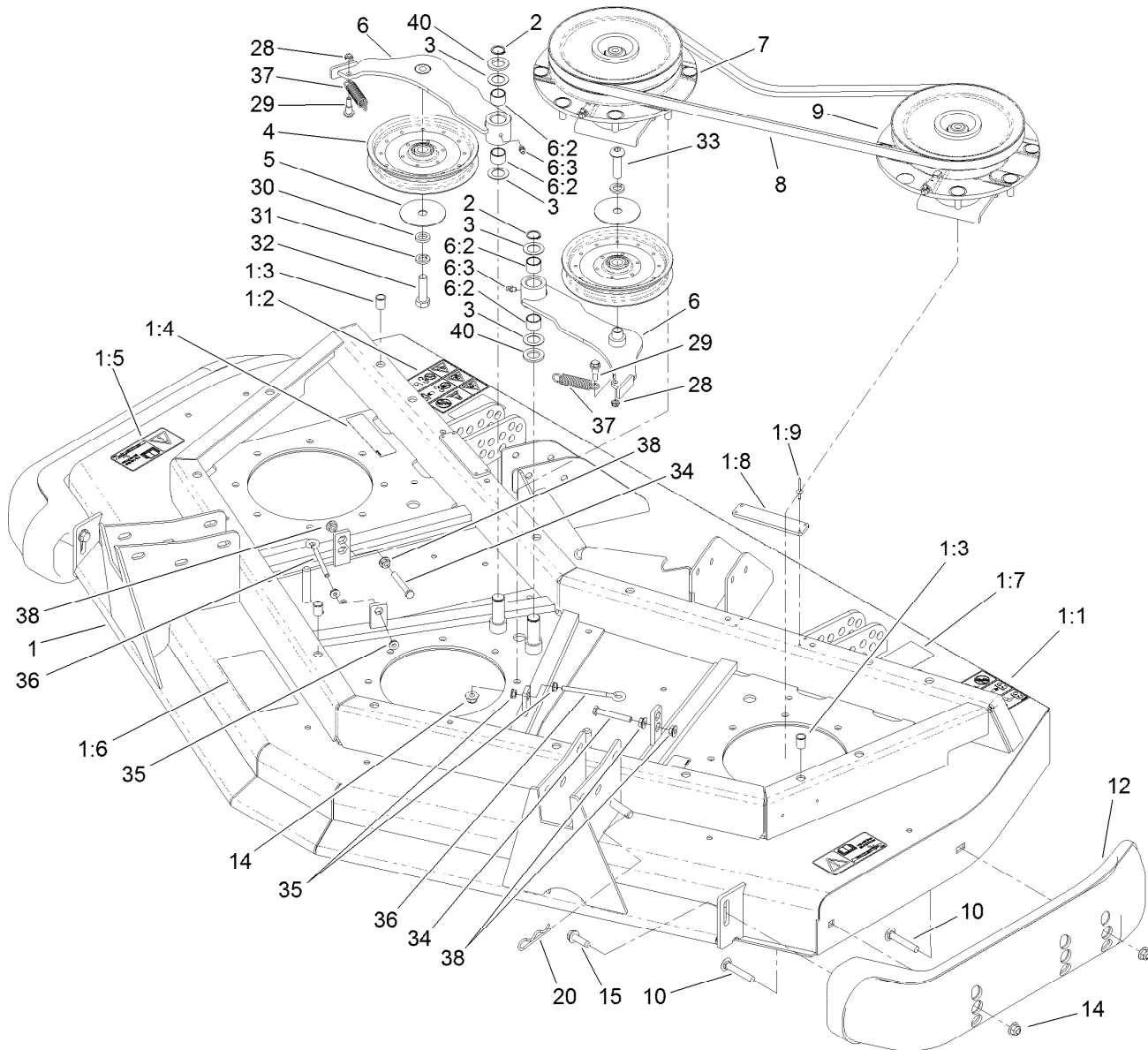
Arm-Rest Control Panel Assembly (continued)

<i>Ref.</i>	<i>Part Number</i>	<i>Qty.</i>	<i>Description</i>	<i>Ref.</i>	<i>Part Number</i>	<i>Qty.</i>	<i>Description</i>
30	108-7605	1	Cover-RH	32	121-1630	1	Plate-Cover
31	114-3329	1	Switch-Rocker	33	32144-18	2	Screw-HWH



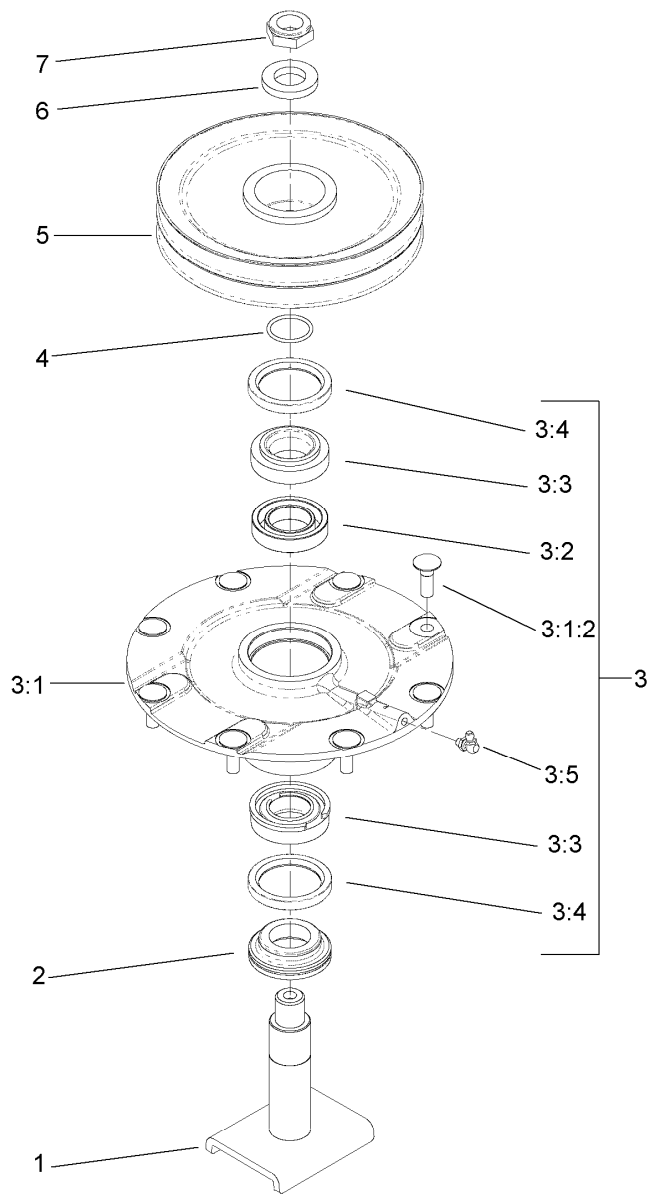
Armrest Plug Assembly

<i>Ref.</i>	<i>Part Number</i>	<i>Qty.</i>	<i>Description</i>
1	99-7420	1	Plug-Hole



Front Deck, Idler and Skid Assembly

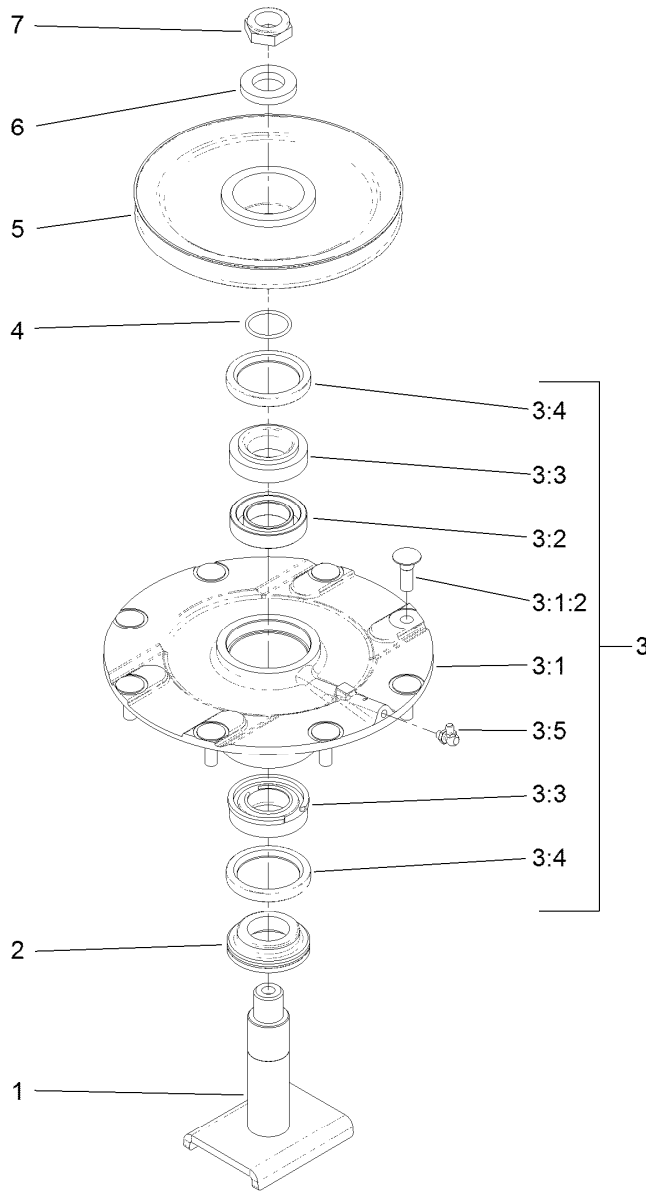
Ref.	Part Number	Qty.	Description	Ref.	Part Number	Qty.	Description
1	120-4052	1	Front Deck ASM	9	119-4549	1	High-Driven Spindle ASM
1:1	120-6604	2	Decal-Danger	10	3231-33	4	Screw-CARR
1:2	100-5624	1	Decal-HOC, RH	12	112-1479	2	Skid-Bumper, Deck
1:3	32148-9	3	Nut-Clinch	14	104-8301	24	Nut-HF, NI
1:4	100-6578	4	Decal-Danger	15	9136144	2	Screw-HWHTF
1:5	93-7818	2	Decal-Torque, Blade Bolt	20	3290-355	1	Pin-Hair
1:6	100-5622	1	Decal-HOC	28	3296-56	2	Nut-Lock, NI
1:7	104-3578	1	Decal-HOC, LH	29	104-0858	2	Bolt-Shoulder
1:8	105-0786	2	Pad-Plastic	30	9202424	1	Spacer
1:9	3269-8	8	Rivet-Blind	31	3253-7	2	Washer-Lock
2	32120-72	2	Ring-Snap	32	325-7	1	Screw-HH
3	3-6498	4	Washer-Thrust	33	108-1993	1	Screw-HSBH
4	110-9596	2	Pulley-Idler	34	9114524	2	Bolt-TAP, HH
5	100-3102	2	Washer-Flat	35	32128-14	4	Nut-HF
6	110-6128	2	Idler Arm ASM	36	68-0090	2	Screw-Adjusting
6:2	256-76	2	Bushing	37	107938	2	Spring-Extension
6:3	302-5	1	Fitting-Grease	38	32128-26	4	Nut-Flange
7	119-4548	1	Double Driven Spindle ASM	40	70-1160	2	Washer
8	108-8076	2	V-Belt, Deck				



Double Driven Spindle Assembly No. 119-4548

Ref.	Part Number	Qty.	Description
1	104-3554	1	Shaft-Spindle
2	69-6950	1	Spacer-Shaft, Spindle
3	119-4775	1	Spindle Housing ASM
3:1		1	Spindle ASM ●
3:1:2	114-8195	8	Bolt-Neck, Ribbed
3:2	104-3549	1	Bearing Spacer Set
3:3	110-8297	1	Bearing ASM
3:4	253-154	2	Seal-Oil
3:5	302-60	1	Fitting-Grease
4	106-7159	1	O-Ring
5	104-3547	1	Pulley-Driven, Double
6	104-8322	1	Washer-Hardened
7	3296-60	1	Nut-Lock, NI

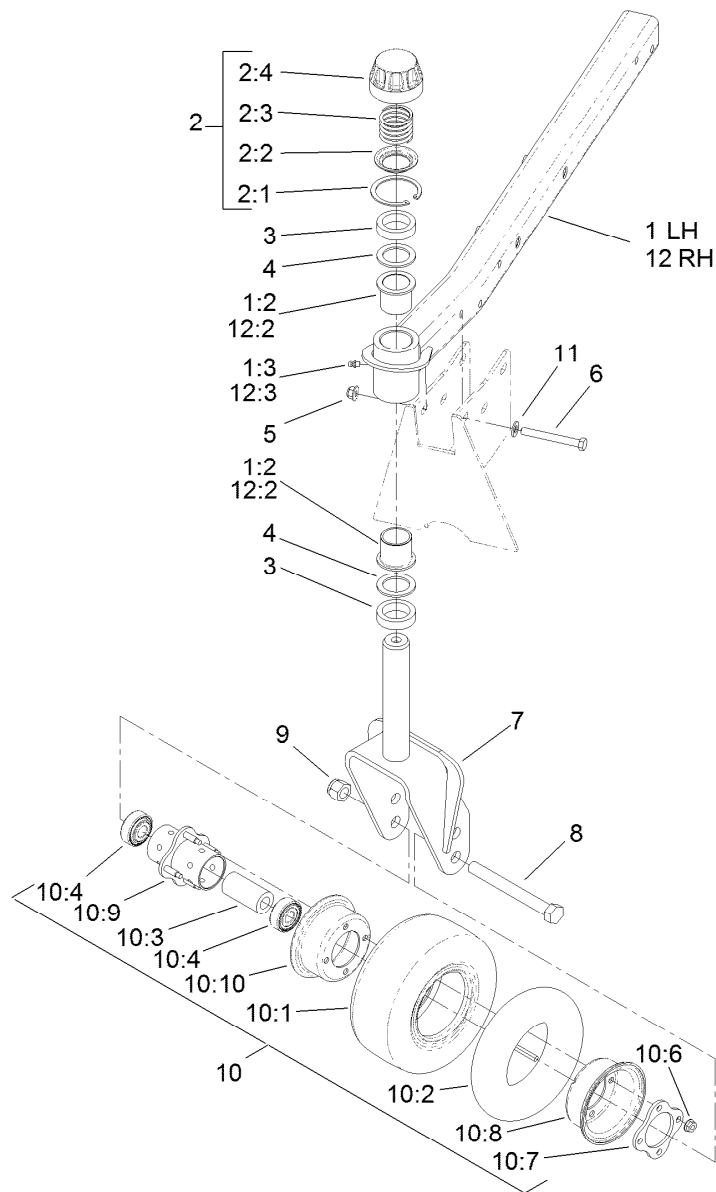
● Not serviced separately



High Driven Spindle Assembly No. 119-4549

Ref.	Part Number	Qty.	Description
1	104-3554	1	Shaft-Spindle
2	69-6950	1	Spacer-Shaft, Spindle
3	119-4775	1	Spindle Housing ASM
3:1		1	Spindle ASM ●
3:1:2	114-8195	8	Bolt-Neck, Ribbed
3:2	104-3549	1	Bearing Spacer Set
3:3	110-8297	1	Bearing ASM
3:4	253-154	2	Seal-Oil
3:5	302-60	1	Fitting-Grease
4	106-7159	1	O-Ring
5	104-3548	1	Pulley-Driven, High
6	104-8322	1	Washer-Hardened
7	3296-60	1	Nut-Lock, NI

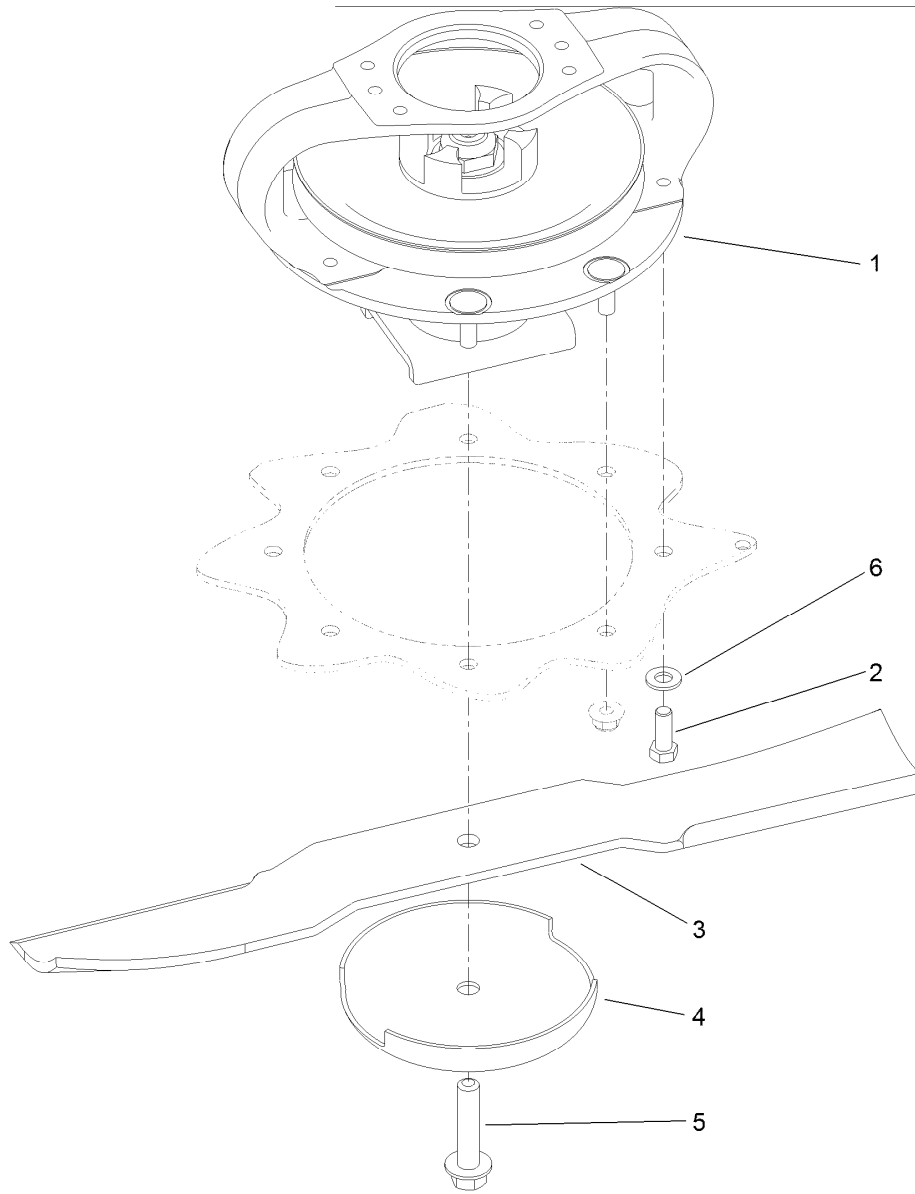
● Not serviced separately



Front Deck Caster Arm and Wheel Assembly

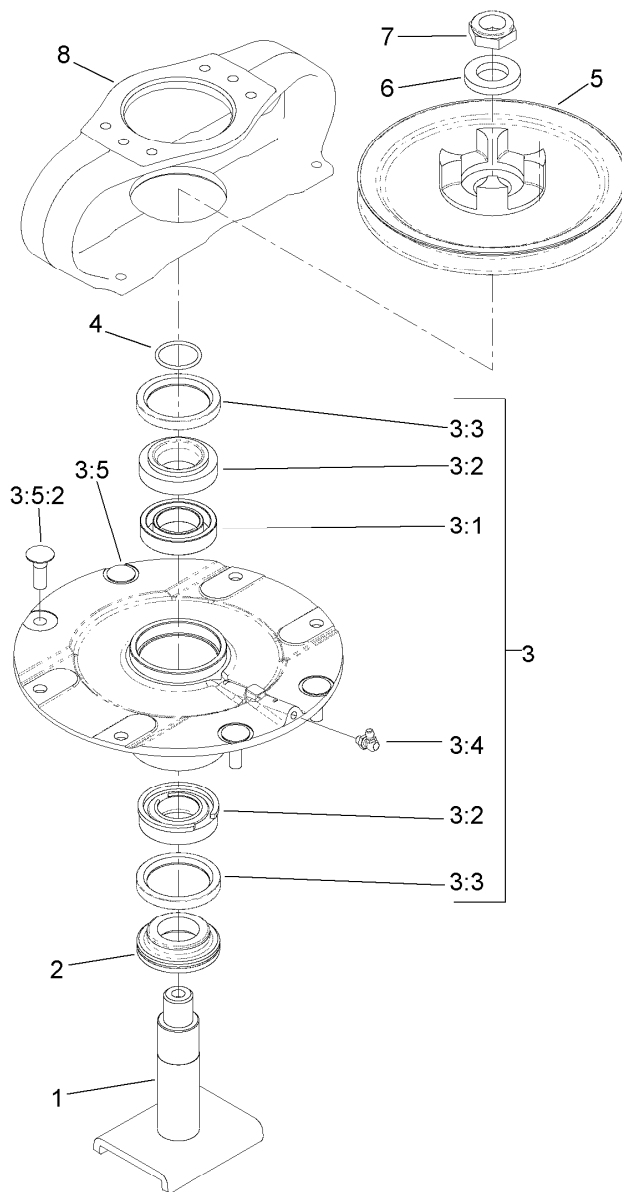
Ref.	Part Number	Qty.	Description	Ref.	Part Number	Qty.	Description
1	100-8092	1	Front LH Castor Arm ASM	10	93-9938	2	Wheel ASM
1:2	69-6470	2	Bushing-Caster	10:1	93-9939	1	Tire
1:3	302-5	1	Fitting-Grease	10:2	68-8950	1	Tube-Inner (W/Valve)
2	92-9727	2	HOC Cap ASM	10:3	93-4241	1	Spacer-Bearing, Inner
2:1	92-5581	1	Ring-Retaining	10:4	120-3366	2	Bearing
2:2	92-5583	1	Washer-Cap	10:6	32128-16	4	Nut-HHF
2:3	92-9726	1	Spring-Compression	10:7	93-4242	1	Plate
2:4	92-8861	1	Cap-HOC	10:8	93-4239	1	Rim-Wheel, Half
3	69-1510	10	Spacer	10:9	93-5980	1	Hub
4	69-6860	4	Washer-Thrust	10:10	95-2741	1	Rim-Wheel, Half
5	104-8301	10	Nut-HF, NI	11	3256-24	10	Washer-Flat
6	323-20	10	Screw-HH	12	100-8091	1	Front RH Castor Arm ASM
7	104-0762-01	2	Fork-Castor	12:2	69-6470	2	Bushing-Caster
8	327-24	2	Screw-HH	12:3	302-5	1	Fitting-Grease
9	3296-53	2	Nut-Lock, NI				
10	93-5974	2	8 Inch Foam Filled Wheel ASM ●				

● Optional Equipment



Driving Spindle Assembly

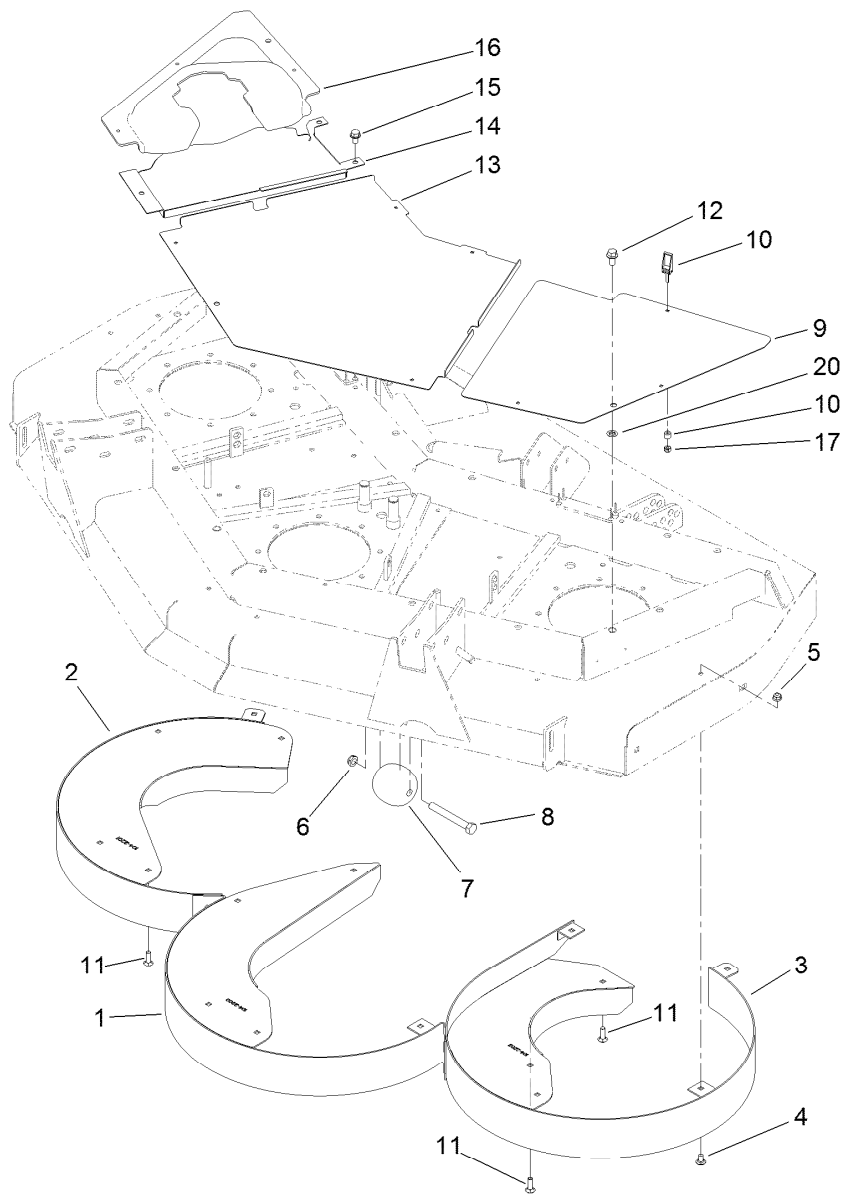
<i>Ref.</i>	<i>Part Number</i>	<i>Qty.</i>	<i>Description</i>
1	119-4547	1	Driving Spindle ASM
2	323-6	4	Screw-HH
3	92-5608-03	3	Blade
4	72-9361	3	Cup-Scalp, Anti
5	92-5816	3	Bolt-Blade
6	3256-24	4	Washer-Flat



Driving Spindle Assembly No. 119-4547

Ref.	Part Number	Qty.	Description
1	104-3554	1	Shaft-Spindle
2	69-6950	1	Spacer-Shaft, Spindle
3	119-4546	1	Spindle Housing ASM
3:1	104-3549	1	Bearing Spacer Set
3:2	110-8297	1	Bearing ASM
3:3	253-154	2	Seal-Oil
3:4	302-60	1	Fitting-Grease
3:5		1	Spindle ASM ●
3:5:2	114-8195	4	Bolt-Neck, Ribbed
4	106-7159	1	O-Ring
5	104-3545	1	Pulley-Driving
6	104-8322	1	Washer-Hardened
7	3296-60	1	Nut-Lock, NI
8	104-3544	1	Mount-Motor, Drive

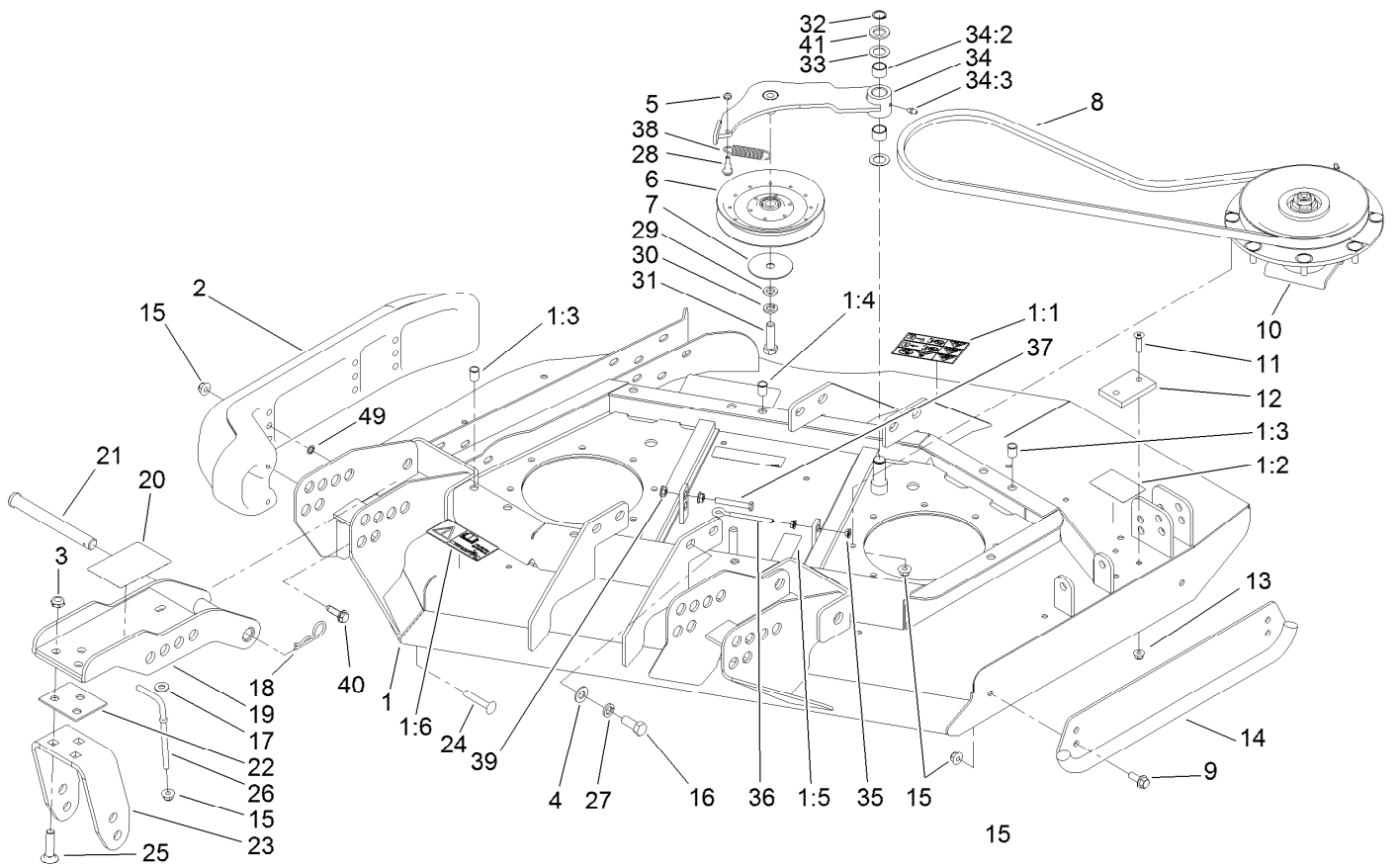
● Not serviced separately



Front Deck Chamber and Cover Assembly

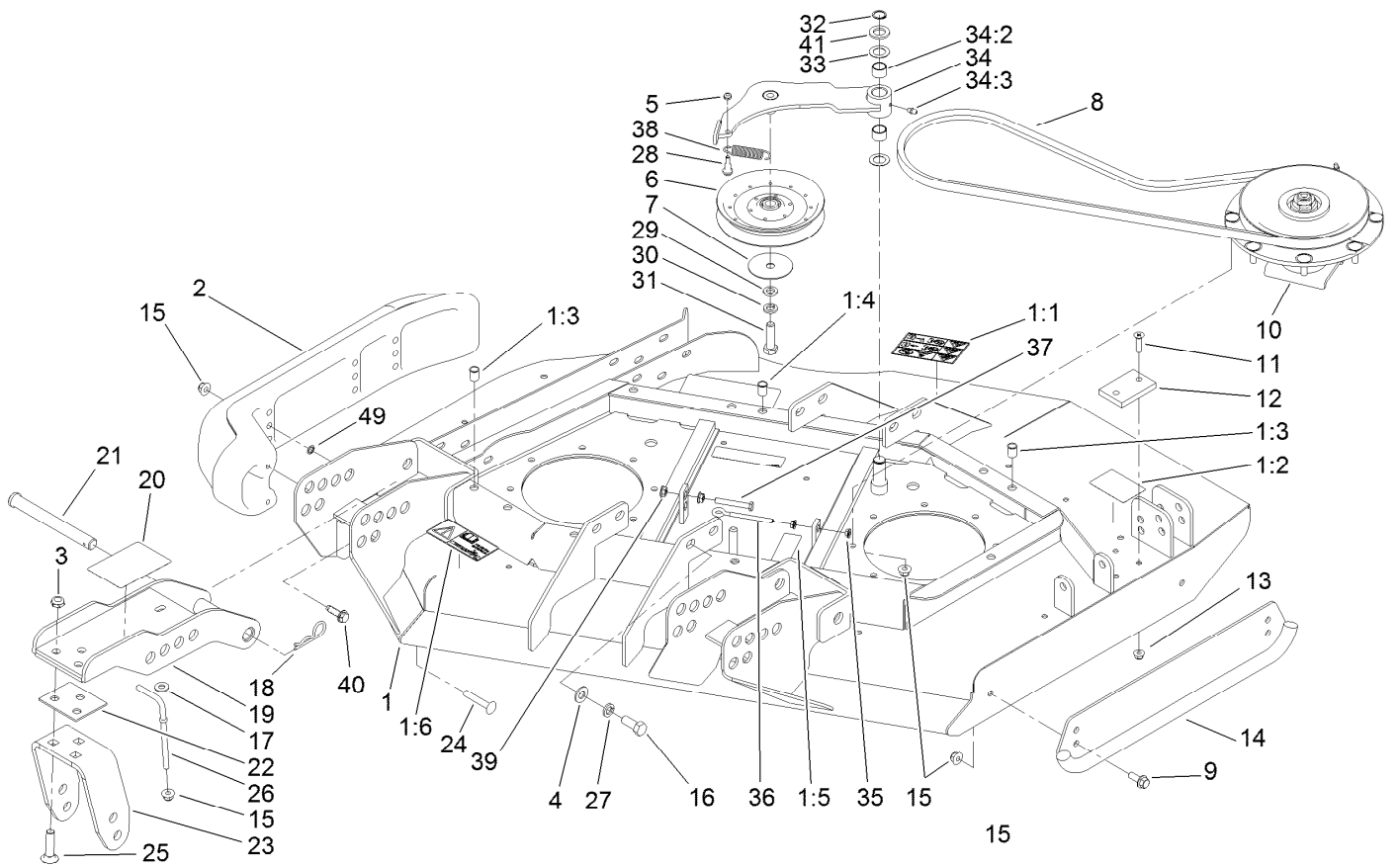
Ref.	Part Number	Qty.	Description
1	104-2200-01	1	Chamber-Center
2	104-2201-01	1	Chamber-RH
3	104-2202-01	1	Chamber-LH
4	3230-18	15	Screw-CARR
5	104-8300	18	Nut-HF, NI
6	3296-45	2	Nut-Hex
7	29-4820	2	Roller
8	325-17	2	Screw-HH
9	100-5663-03	1	Cover-Front, LH

Ref.	Part Number	Qty.	Description
10	74-5950	10	Latch-Swell
11	3230-22	3	Screw-CARR
12	3234-1	3	Screw-HHF
13	100-5660-03	1	Cover-Front, Center
14	100-5662-03	1	Cover-Front, RH
15	32144-69	3	Screw-HWHTF
16	100-5661	1	Cover-Front, Center
17	1-804254	10	Nut-Lock, HH
20	107-3154	3	Nut-Push



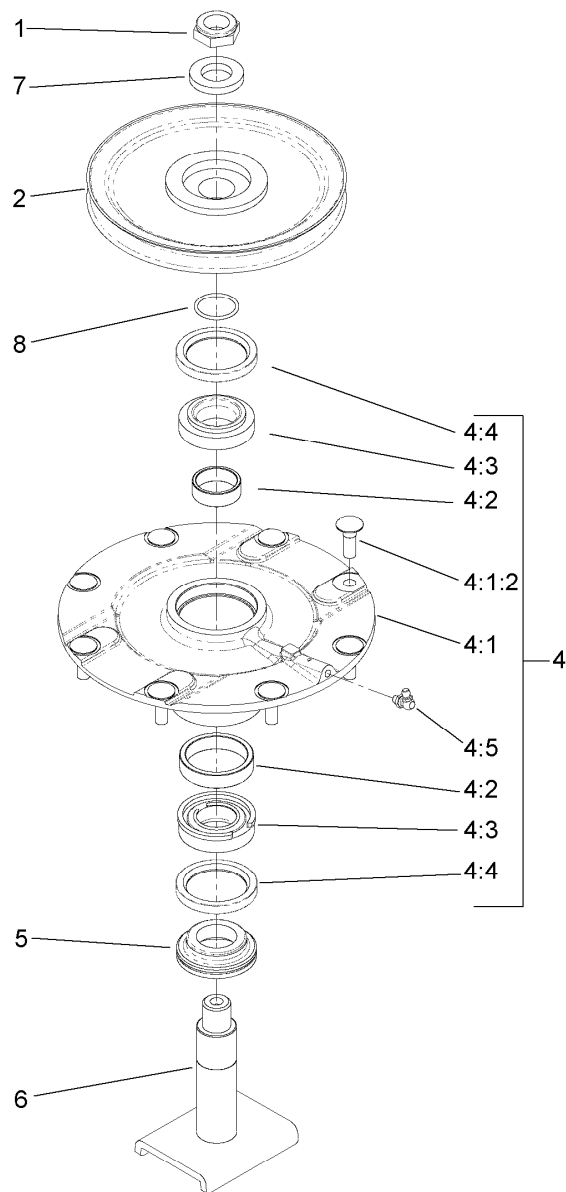
Right Deck, Idler and Skid Assembly

Ref.	Part Number	Qty.	Description	Ref.	Part Number	Qty.	Description
1	120-4062	1	Right Deck ASM	16	325-5	8	Screw-HH
1:1	120-6604	1	Decal-Danger	17	3256-3	2	Washer-Flat
1:2	100-5694	1	Decal-Rear HOC, RH	18	3290-343	4	Pin-Hair
1:3	32148-9	3	Nut-Clinch	19	104-7529-01	2	Bracket-Castor
1:4	100-5622	1	Decal-HOC	20	100-5623	1	Decal-HOC
1:5	100-6578	3	Decal-Danger	21	100-5569	4	Pin-Clevis
1:6	93-7818	1	Decal-Torque, Blade Bolt	22	104-7524	8	Shim
2	112-1479	1	Skid-Bumper, Deck	23	104-7525-01	2	Bracket-Fork
3	3296-45	6	Nut-Hex	24	3231-33	2	Screw-CARR
4	3256-26	8	Washer-Flat	25	3233-4	6	Screw-CARR
5	3296-56	1	Nut-Lock, NI	26	106-2047	2	Rod-Tension
6	110-9596	1	Pulley-Idler	27	3253-7	8	Washer-Lock
7	100-3102	1	Washer-Flat	28	104-0858	1	Bolt-Shoulder
8	108-8076	1	V-Belt, Deck	29	9202424	1	Spacer
9	3234-42	2	Screw-HHF	30	3253-7	1	Washer-Lock
10	119-4776	1	Low-Driven Spindle ASM	31	325-7	1	Screw-HH
11	32108-103	2	Screw-FH	32	32120-72	1	Ring-Snap
12	69-9290	1	Pad-Bumper	33	3-6498	2	Washer-Thrust
13	104-8300	2	Nut-HF, NI	34	110-6128	1	Idler Arm ASM
14	104-2250-01	1	Skid-Side	34:2	256-76	2	Bushing
15	104-8301	18	Nut-HF, NI	34:3	302-5	1	Fitting-Grease



Right Deck, Idler and Skid Assembly (continued)

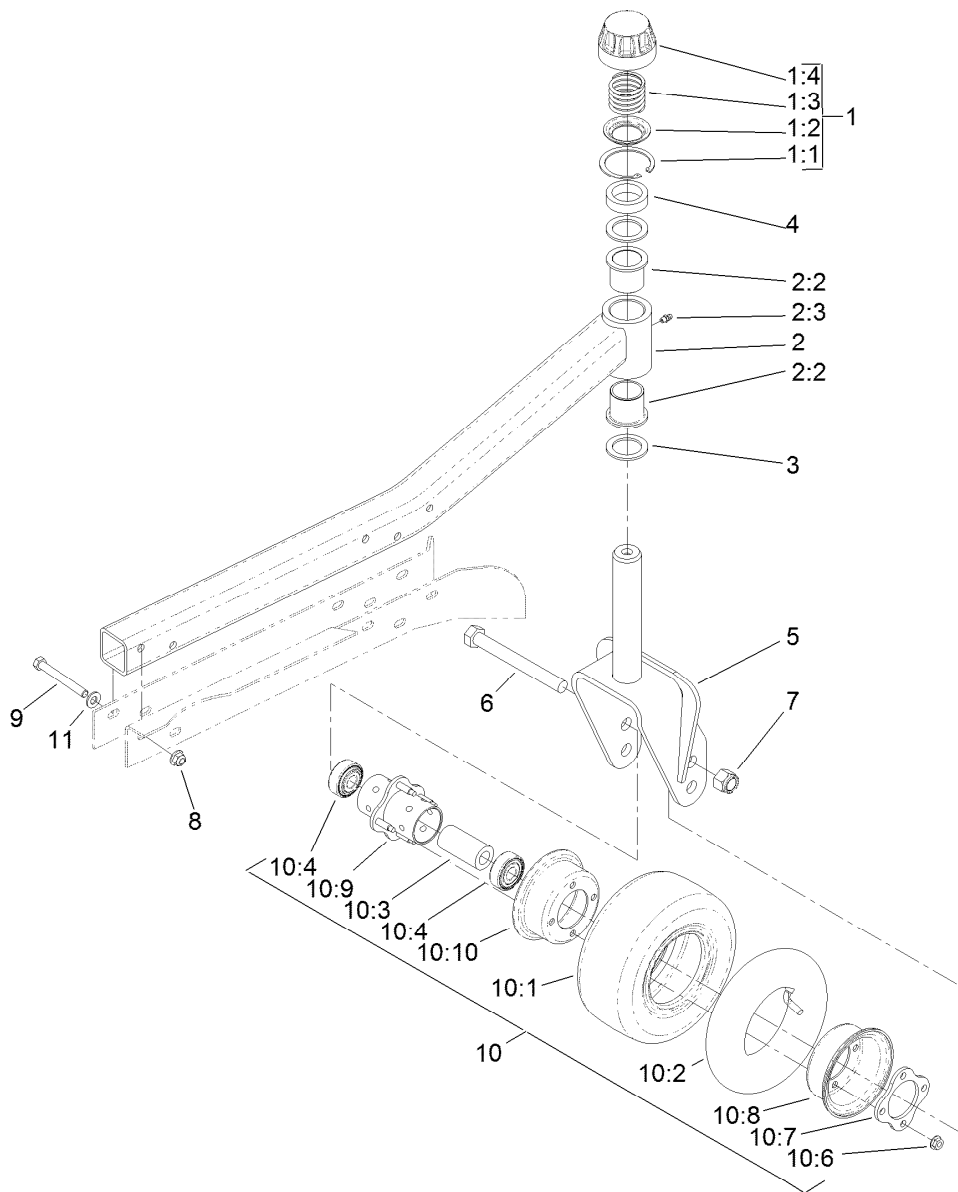
<i>Ref.</i>	<i>Part Number</i>	<i>Qty.</i>	<i>Description</i>	<i>Ref.</i>	<i>Part Number</i>	<i>Qty.</i>	<i>Description</i>
35	32128-14	2	Nut-HF	39	32128-26	2	Nut-Flange
36	68-0090	1	Screw-Adjusting	40	9136144	1	Screw-HWHTF
37	9114524	1	Bolt-TAP, HH	41	70-1160	1	Washer
38	107938	1	Spring-Extension	49	32151-72	2	Ring-Retaining



Low Driven Spindle Assembly No. 119-4776

Ref.	Part Number	Qty.	Description
1	3296-60	1	Nut-Lock, NI
2	104-3546	1	Pulley-Driven, Low
4	119-4775	1	Spindle Housing ASM
4:1		1	Spindle ASM ●
4:1:2	114-8195	8	Bolt-Neck, Ribbed
4:2	104-3549	1	Bearing Spacer Set
4:3	110-8297	1	Bearing ASM
4:4	253-154	2	Seal-Oil
4:5	302-60	1	Fitting-Grease
5	69-6950	1	Spacer-Shaft, Spindle
6	104-3554	1	Shaft-Spindle
7	104-8322	1	Washer-Hardened
8	106-7159	1	O-Ring

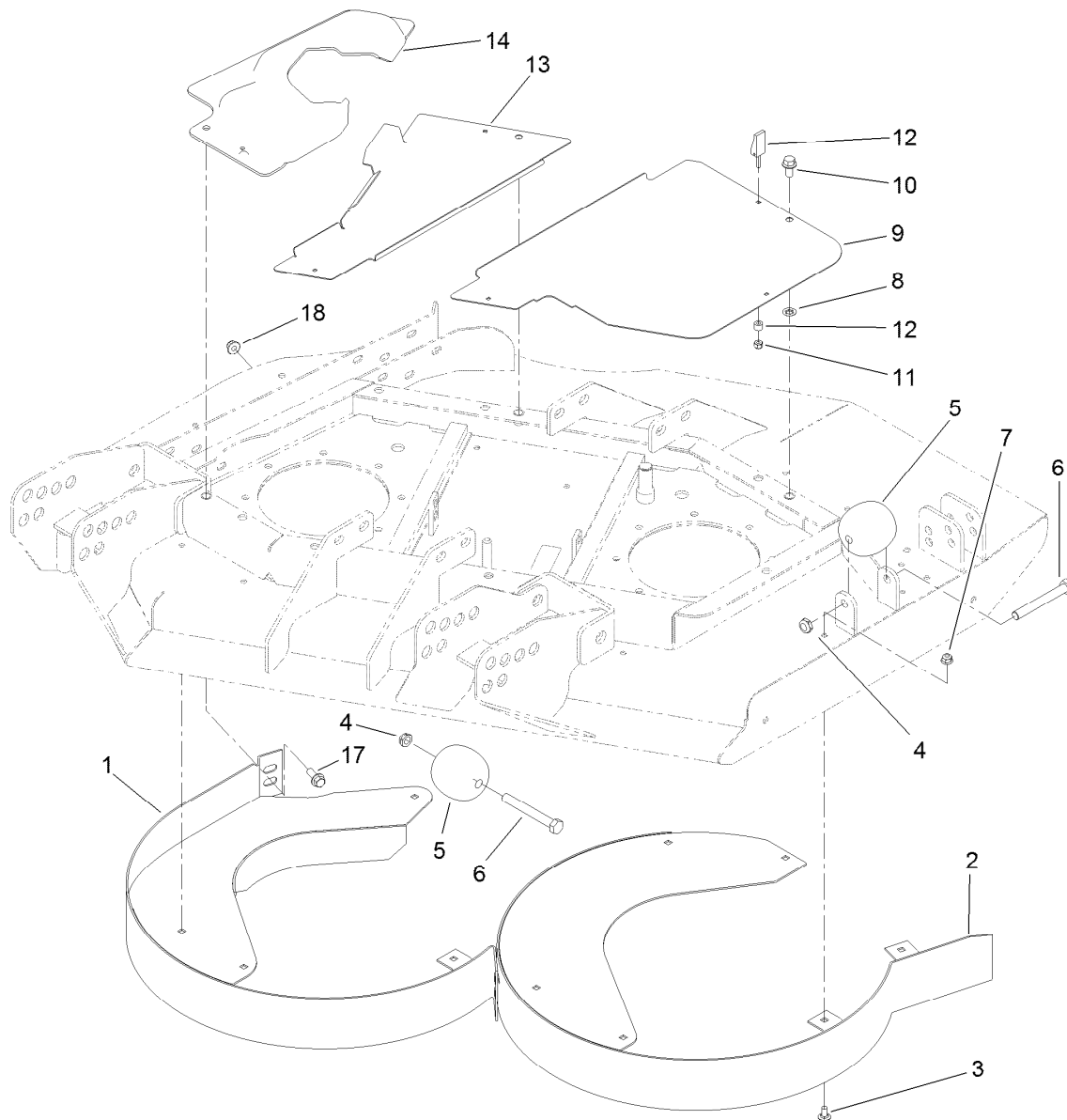
● Not serviced separately



Right Hand and Left Hand Castor Arm and Wheel Assembly

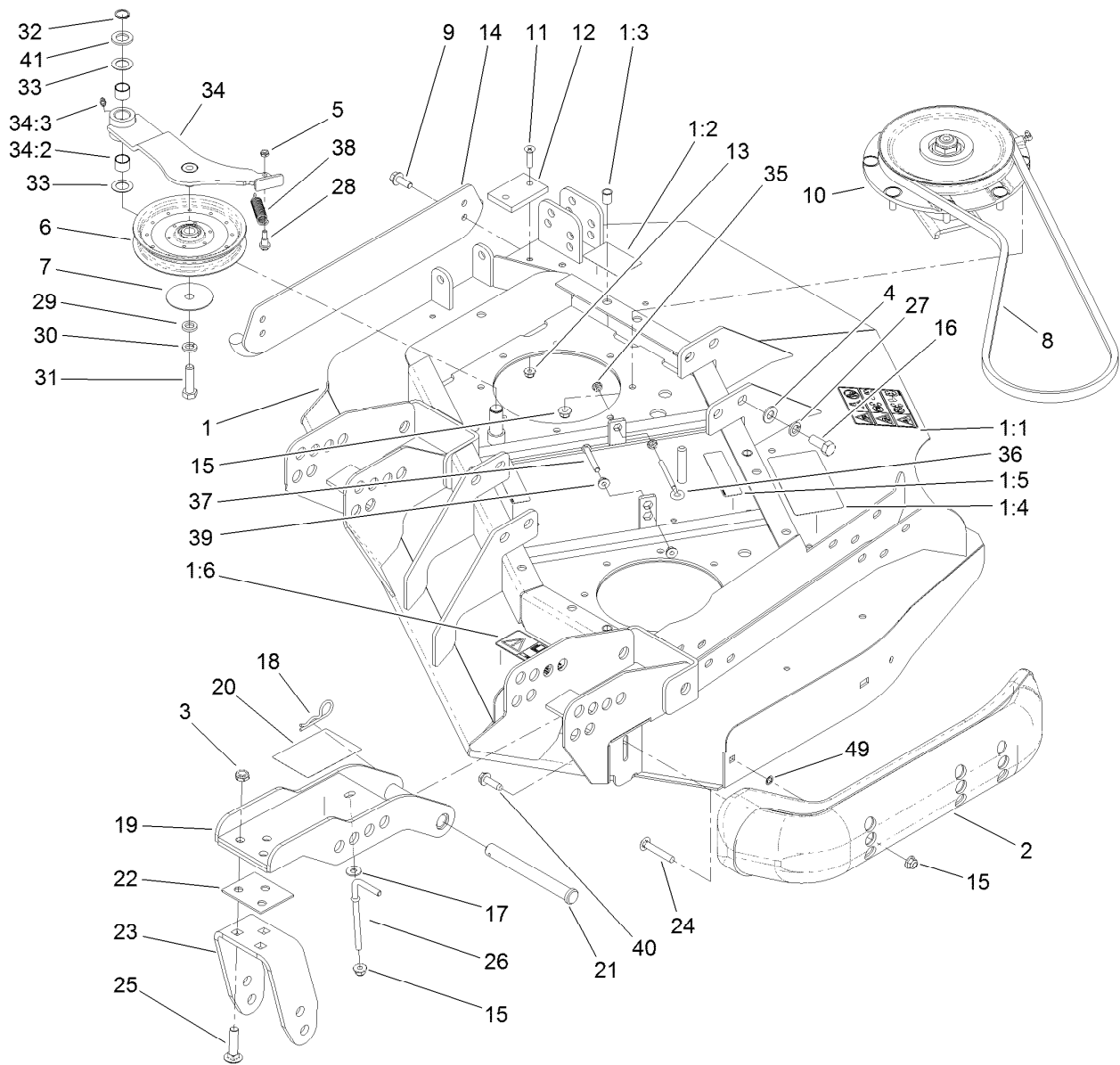
Ref.	Part Number	Qty.	Description	Ref.	Part Number	Qty.	Description
1	92-9727	1	HOC Cap ASM	9	323-20	5	Screw-HH
1:1	92-5581	1	Ring-Retaining	10	93-5974	3	8 Inch Foam Filled Wheel ASM ●
1:2	92-5583	1	Washer-Cap	10	93-9938	3	Wheel ASM
1:3	92-9726	1	Spring-Compression	10:1	93-9939	1	Tire
1:4	92-8861	1	Cap-HOC	10:2	68-8950	1	Tube-Inner (W/Valve)
2	100-8093	1	Side Castor Arm ASM	10:3	93-4241	1	Spacer-Bearing, Inner
2:2	69-6470	2	Bushing-Caster	10:4	120-3366	2	Bearing
2:3	302-5	1	Fitting-Grease	10:6	32128-16	4	Nut-HHF
3	69-6860	2	Washer-Thrust	10:7	93-4242	1	Plate
4	69-1510	5	Spacer	10:8	93-4239	1	Rim-Wheel, Half
5	104-0762-01	1	Fork-Castor	10:9	93-5980	1	Hub
6	327-24	3	Screw-HH	10:10	95-2741	1	Rim-Wheel, Half
7	3296-53	3	Nut-Lock, NI	11	3256-24	5	Washer-Flat
8	104-8301	5	Nut-HF, NI				

● Optional Equipment



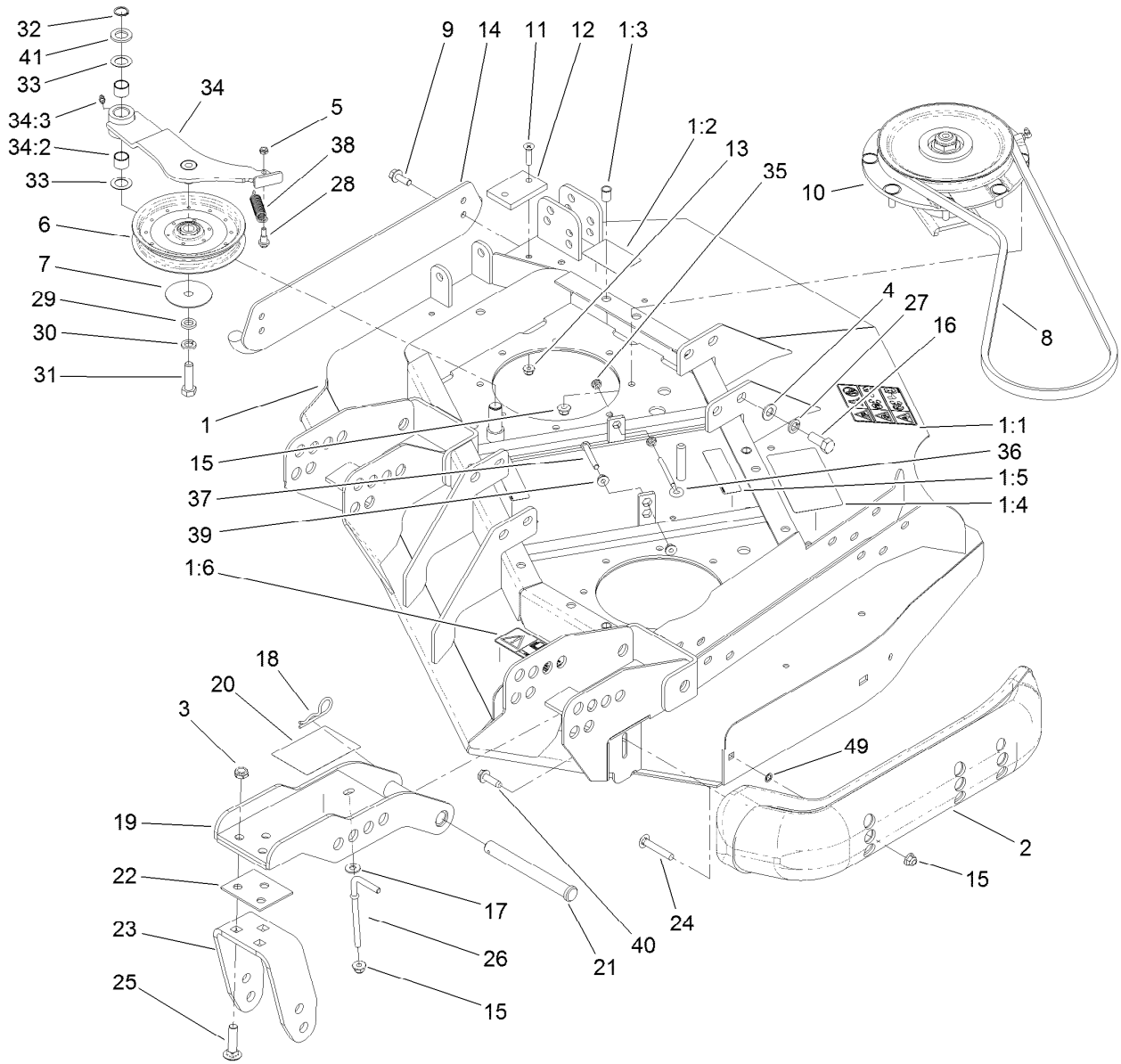
Right Deck Discharge Chamber and Cover Assembly

<i>Ref.</i>	<i>Part Number</i>	<i>Qty.</i>	<i>Description</i>	<i>Ref.</i>	<i>Part Number</i>	<i>Qty.</i>	<i>Description</i>
1	120-4131-01	1	Chamber-Outer	9	100-5668-03	1	Plate-Cover, RH Side
2	104-2204-01	1	Chamber-Inner	10	3234-1	3	Screw-HHF
3	3230-18	11	Screw-CARR	11	1-804254	7	Nut-Lock, HH
4	3296-45	2	Nut-Hex	12	74-5950	7	Latch-Swell
5	29-4820	2	Roller	13	100-5665-03	1	Plate-Cover, RH
6	325-17	2	Screw-HH	14	100-5666	1	Cover-Motor, RH Deck
7	104-8300	11	Nut-HF, NI	17	3234-42	1	Screw-HHF
8	107-3154	3	Nut-Push	18	104-8301	1	Nut-HF, NI



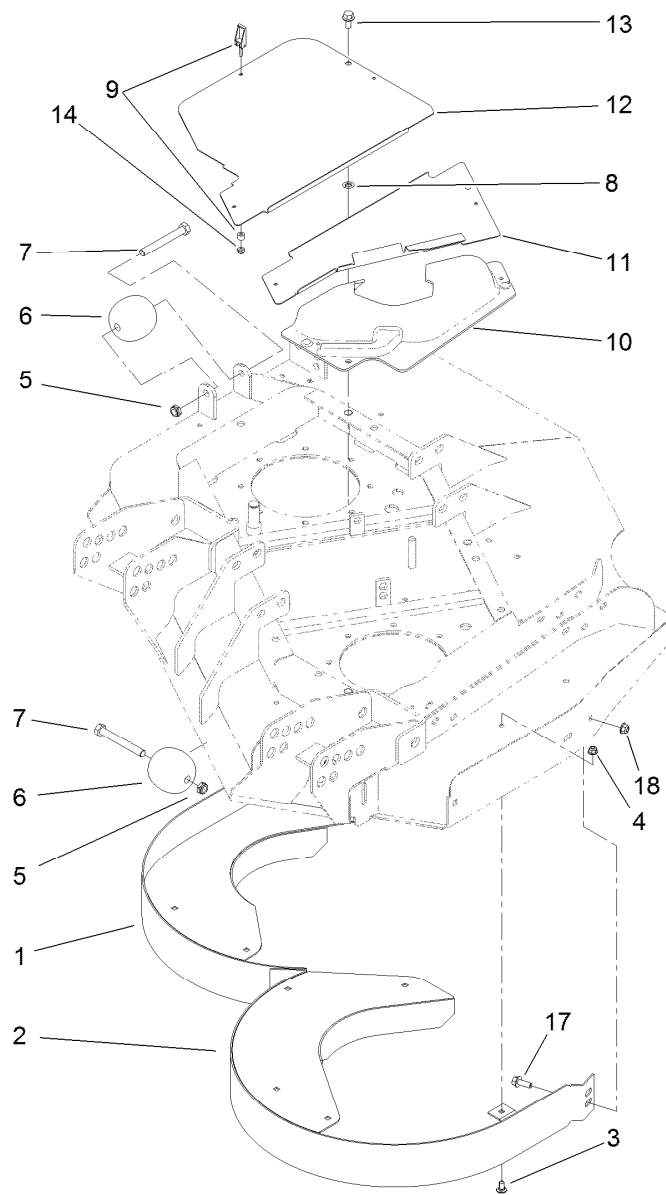
Left Deck Idler and Skid Assembly

Ref.	Part Number	Qty.	Description	Ref.	Part Number	Qty.	Description
1	120-4072	1	Left Deck ASM	16	325-5	8	Screw-HH
1:1	120-6604	1	Decal-Danger	17	3256-3	2	Washer-Flat
1:2	100-5693	1	Decal-Rear HOC, LH	18	3290-343	4	Pin-Hair
1:3	32148-9	3	Nut-Clinch	19	104-7529-01	2	Bracket-Castor
1:4	100-5622	1	Decal-HOC	20	104-3579	1	Decal-HOC
1:5	100-6578	3	Decal-Danger	21	100-5569	4	Pin-Clevis
1:6	93-7818	1	Decal-Torque, Blade Bolt	22	104-7524	8	Shim
2	112-1479	1	Skid-Bumper, Deck	23	104-7525-01	2	Bracket-Fork
3	3296-45	6	Nut-Hex	24	3231-33	2	Screw-CARR
4	3256-26	8	Washer-Flat	25	3233-4	6	Screw-CARR
5	3296-56	1	Nut-Lock, NI	26	106-2047	2	Rod-Tension
6	110-9596	1	Pulley-Idler	27	3253-7	8	Washer-Lock
7	100-3102	1	Washer-Flat	28	104-0858	1	Bolt-Shoulder
8	108-8076	1	V-Belt, Deck	29	9202424	1	Spacer
9	3234-42	2	Screw-HHF	30	3253-7	1	Washer-Lock
10	119-4776	1	Low-Driven Spindle ASM	31	325-7	1	Screw-HH
11	32108-103	2	Screw-FH	32	32120-72	1	Ring-Snap
12	69-9290	1	Pad-Bumper	33	3-6498	2	Washer-Thrust
13	104-8300	2	Nut-HF, NI	34	110-6128	1	Idler Arm ASM
14	104-2250-01	1	Skid-Side	34:2	256-76	2	Bushing
15	104-8301	18	Nut-HF, NI	34:3	302-5	1	Fitting-Grease



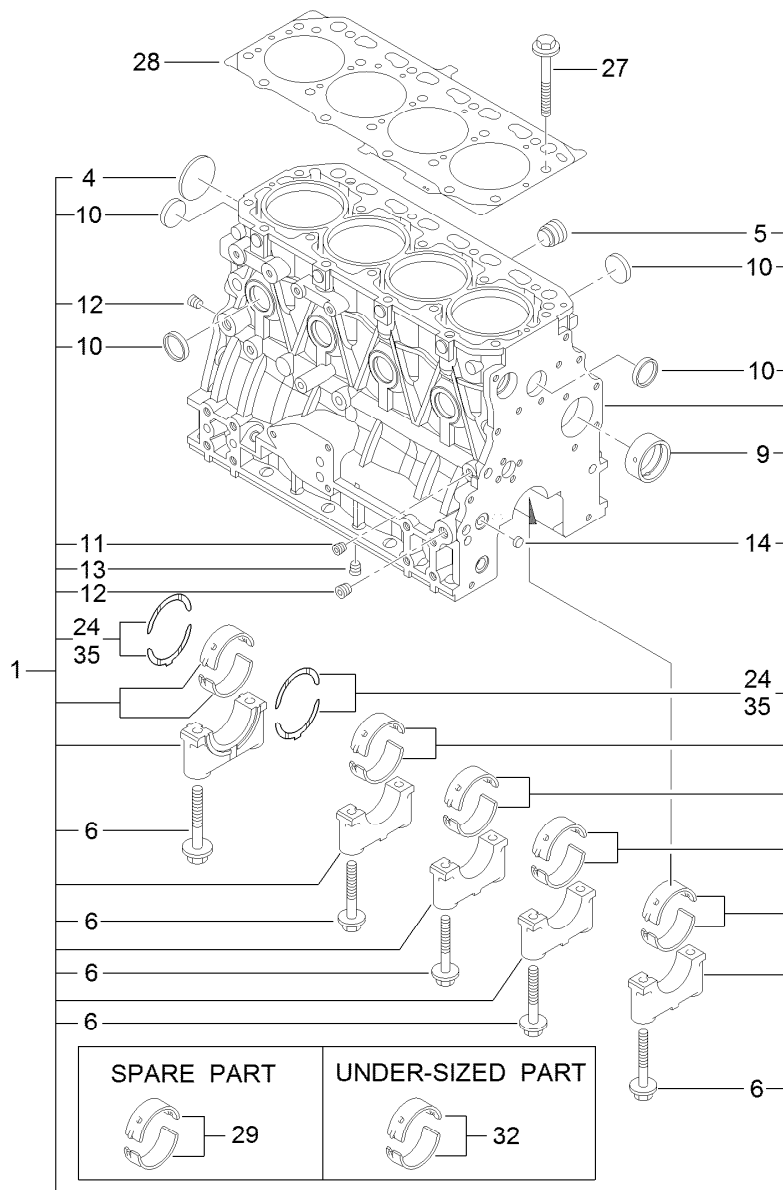
Left Deck Idler and Skid Assembly (continued)

<i>Ref.</i>	<i>Part Number</i>	<i>Qty.</i>	<i>Description</i>	<i>Ref.</i>	<i>Part Number</i>	<i>Qty.</i>	<i>Description</i>
35	32128-14	2	Nut-HF	39	32128-26	2	Nut-Flange
36	68-0090	1	Screw-Adjusting	40	9136144	1	Screw-HWHTF
37	9114524	1	Bolt-TAP, HH	41	70-1160	1	Washer
38	107938	1	Spring-Extension	49	32151-72	2	Ring-Retaining



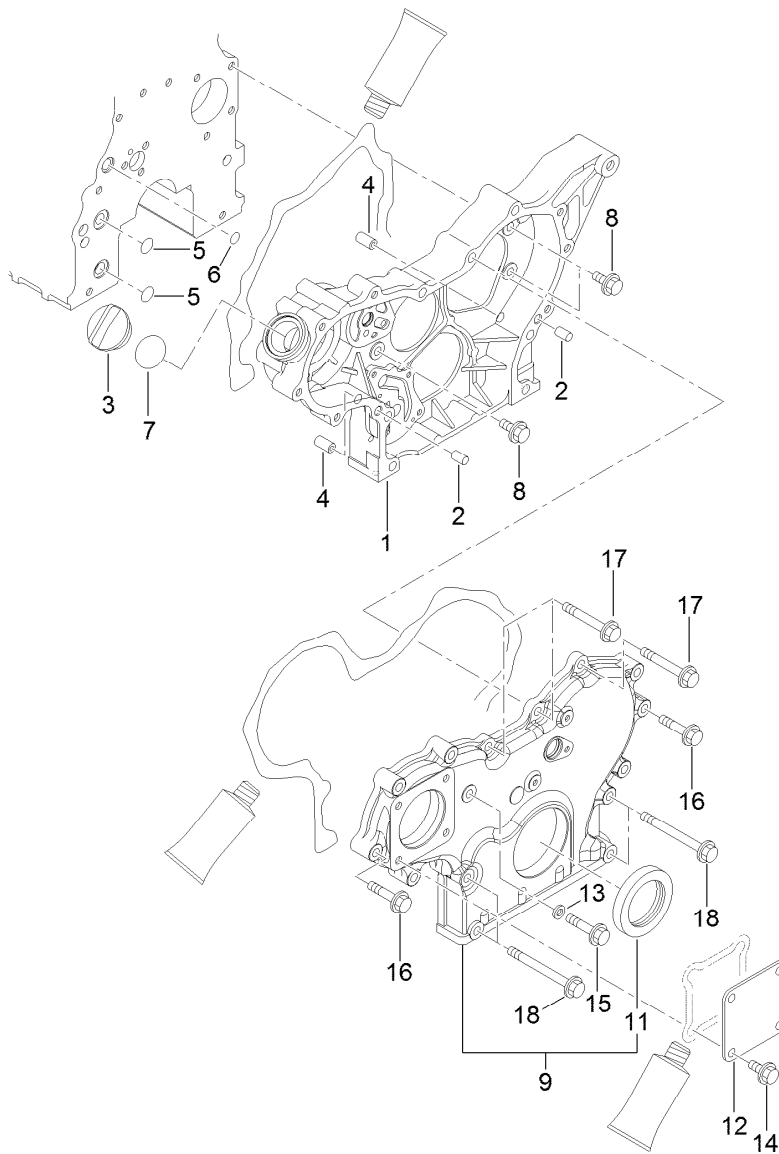
Left Deck Discharge Chamber and Cover Assembly

<i>Ref.</i>	<i>Part Number</i>	<i>Qty.</i>	<i>Description</i>	<i>Ref.</i>	<i>Part Number</i>	<i>Qty.</i>	<i>Description</i>
1	104-2205-01	1	Chamber-Inner	9	74-5950	7	Latch-Swell
2	120-4132-01	1	Chamber-Outer	10	100-5669	1	Cover-Motor, LH Deck
3	3230-18	9	Screw-CARR	11	100-5664-03	1	Plate-Cover, LH
4	104-8300	9	Nut-HF, NI	12	100-5667-03	1	Plate-Cover, LH Side
5	3296-45	2	Nut-Hex	13	3234-1	3	Screw-HHF
6	29-4820	2	Roller	14	1-804254	7	Nut-Lock, HH
7	325-17	2	Screw-HH	17	3234-42	1	Screw-HHF
8	107-3154	3	Nut-Push	18	104-8301	1	Nut-HF, NI



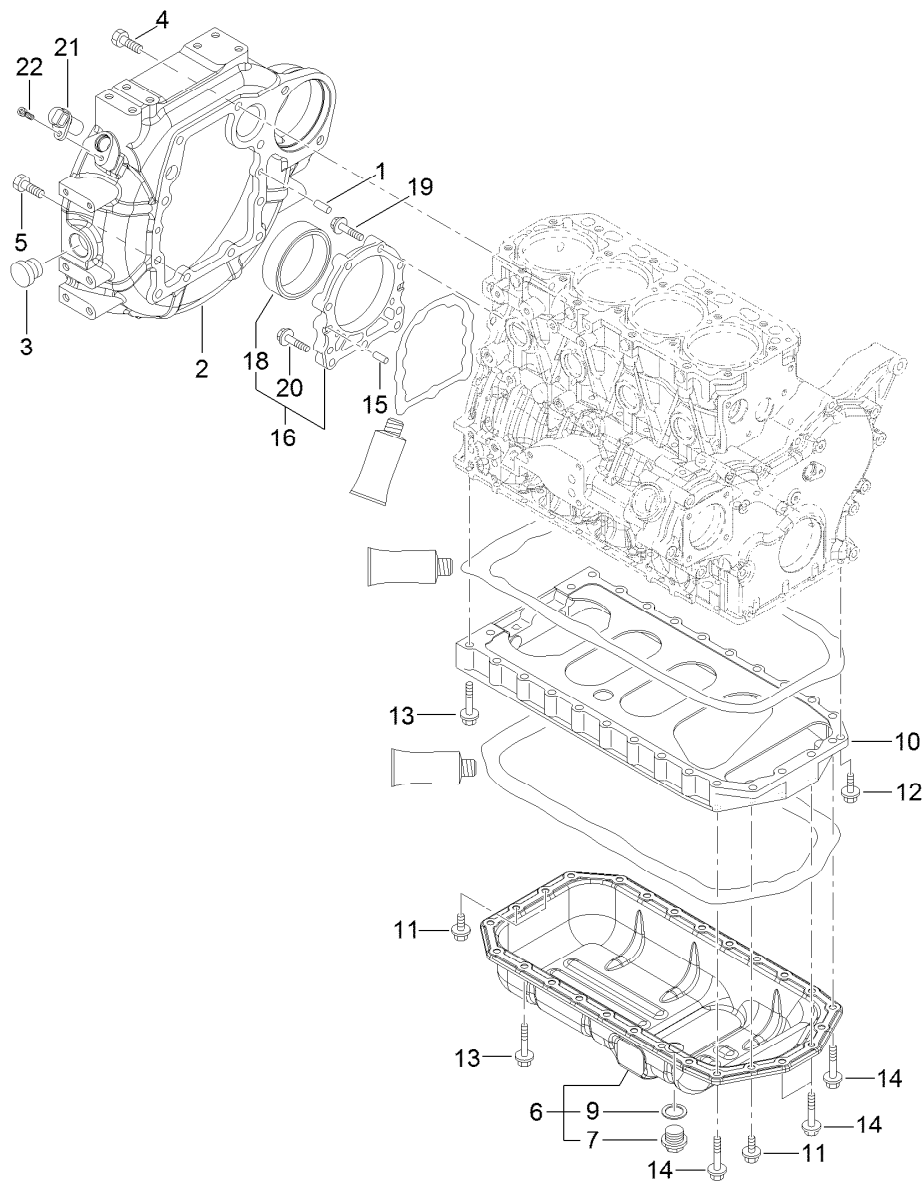
Cylinder Block Assembly

<i>Ref.</i>	<i>Part Number</i>	<i>Qty.</i>	<i>Description</i>	<i>Ref.</i>	<i>Part Number</i>	<i>Qty.</i>	<i>Description</i>
1	127-3127	1	Cylinder Block ASM	13	125-6973	1	Plug
4	125-6980	1	Plug	14	125-7237	1	Plug
5	125-7170	1	Plug	24	125-7010	2	Metal-Thrust
6	125-7007	10	Bolt	27	125-7006	18	Bolt
9	125-7108	1	Bushing	28	127-3126	1	Gasket-Head, Cylinder
10	125-7239	8	Plug	29	125-6981	5	Metal-Main
11	125-6969	1	Plug	32	125-7009	5	Metal-Main (0.25)
12	125-6973	2	Plug	35	125-7011	1	Metal-Thrust (0.25)



Gear Housing Assembly

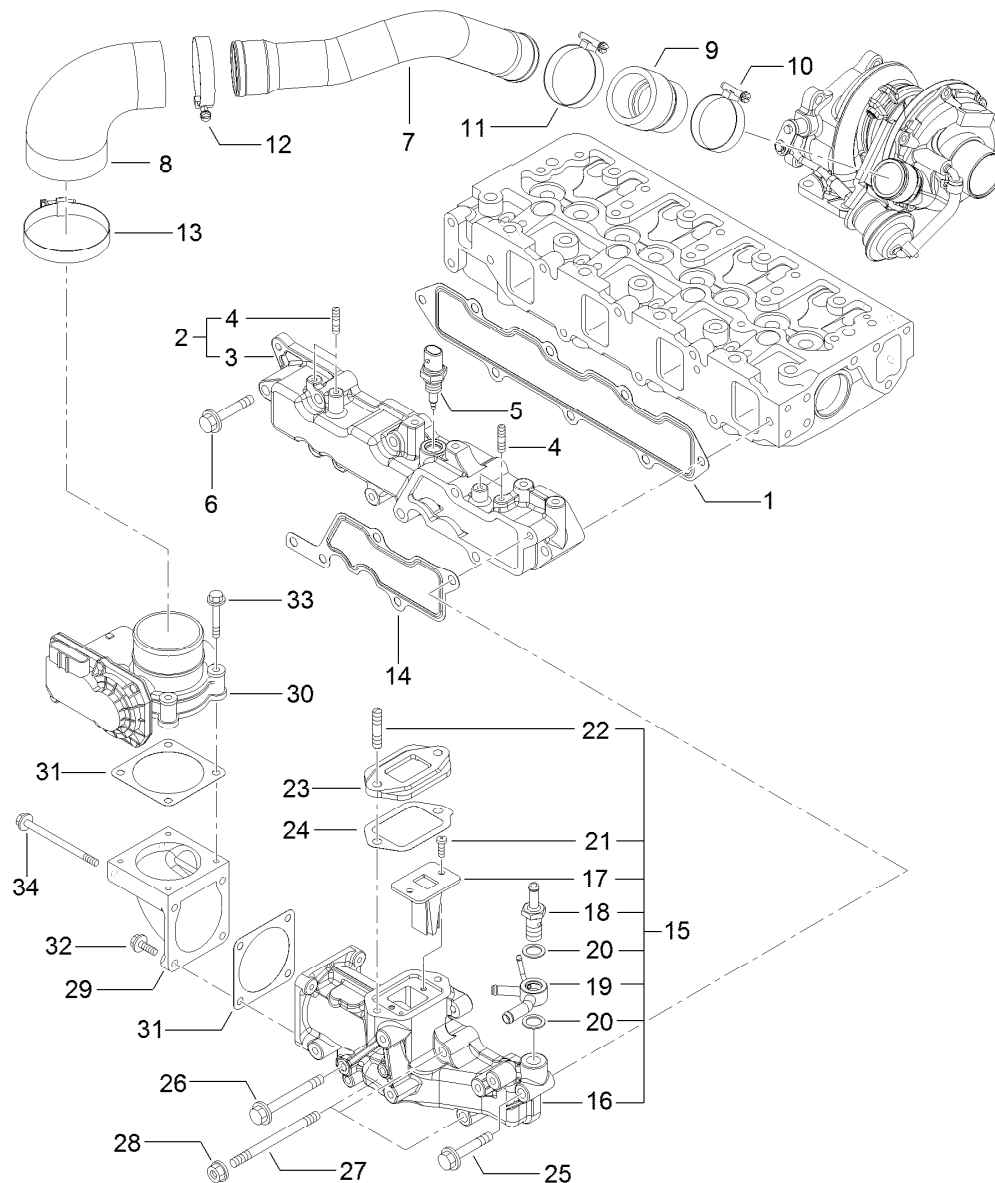
<i>Ref.</i>	<i>Part Number</i>	<i>Qty.</i>	<i>Description</i>	<i>Ref.</i>	<i>Part Number</i>	<i>Qty.</i>	<i>Description</i>
1	127-3023	1	Case-Gear	11	125-6944	1	Seal-Oil
2	125-6995	2	Pin	12	125-6977	1	Cover
3	125-6972	1	Cover-Filler	13	125-7174	1	Washer-Seal
4	125-7107	2	Pipe	14	125-7214	4	Bolt
5	125-6909	2	O-Ring	15	125-7217	1	Bolt
6	127-2973	1	O-Ring	16	125-7218	7	Bolt
7	125-7197	1	O-Ring	17	125-7222	3	Bolt
8	125-7214	3	Bolt	18	125-7224	4	Bolt
9	127-3024	1	Gearcase Cover ASM				



Flywheel Housing and Oil Sump Assembly

<i>Ref.</i>	<i>Part Number</i>	<i>Qty.</i>	<i>Description</i>
1	125-6995	2	Pin
2	127-3025	1	Housing-Flywheel
3	125-6910	1	Cap
4	125-7226	6	Bolt
5	125-7227	4	Bolt
6	125-7241	1	Oil Sump ASM
7	125-6912	1	Plug-Drain
9	125-7177	1	Washer-Seal
10	125-7035	1	Spacer
11	125-7214	4	Bolt

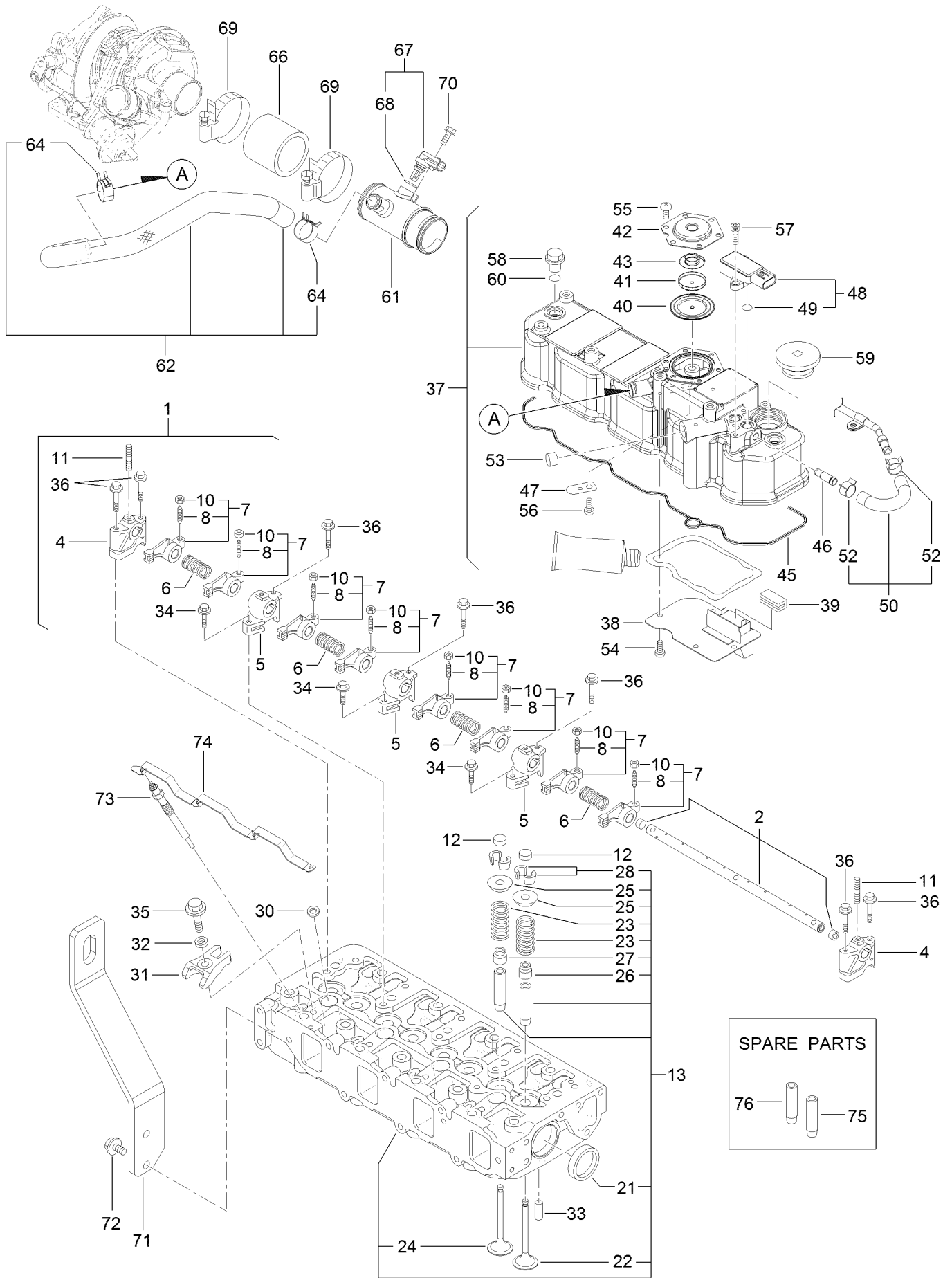
<i>Ref.</i>	<i>Part Number</i>	<i>Qty.</i>	<i>Description</i>
12	125-7215	2	Bolt
13	125-7219	20	Bolt
14	125-7220	4	Bolt
15	125-6995	2	Pin
16	125-6996	1	Case ASM
18	125-7106	1	Seal-Oil
19	125-7045	6	Bolt
20	125-7217	3	Bolt
21	127-3062	1	Sensor-Rev, Flywheel
22	127-3184	1	Bolt



Suction Manifold Assembly

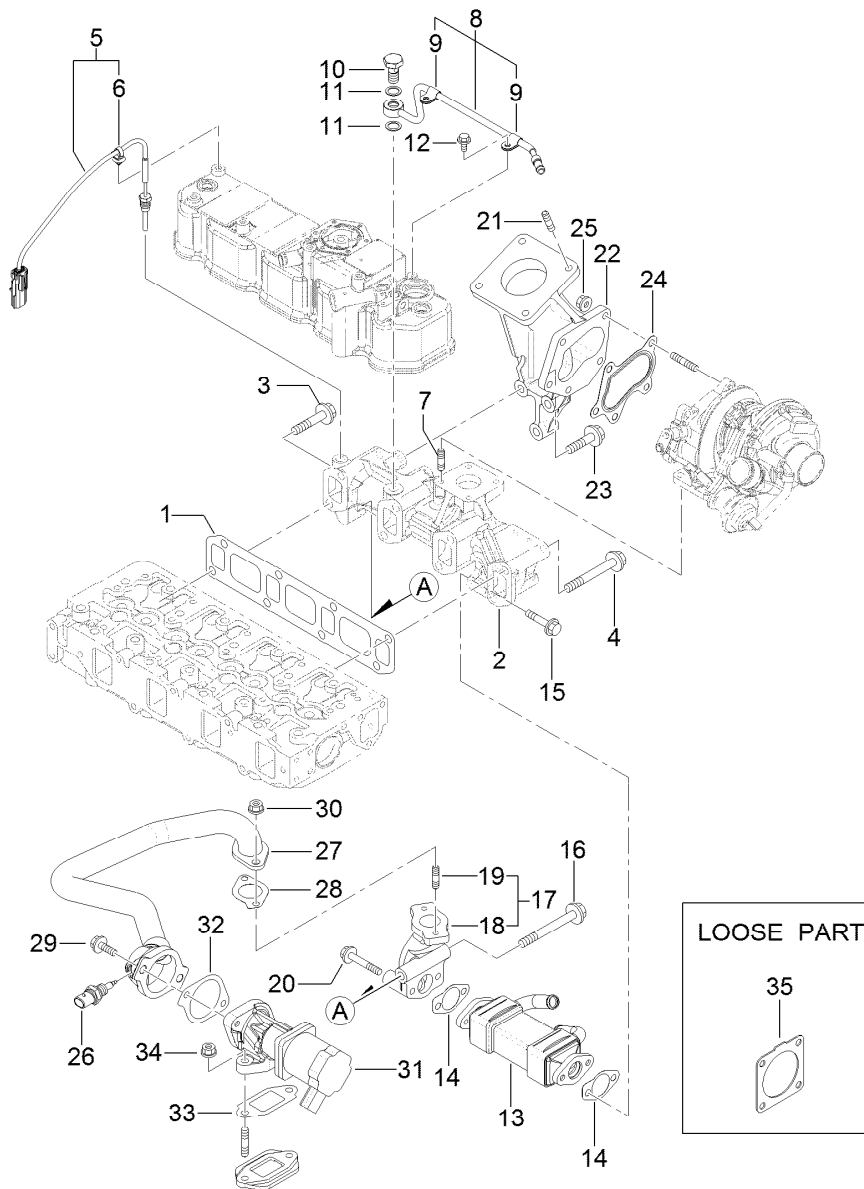
Ref.	Part Number	Qty.	Description	Ref.	Part Number	Qty.	Description
1	127-3107	1	Gasket-Manifold, Intake	18	127-3080	1	Joint-Hose
2	127-3135	1	Intake Manifold ASM	19	127-3081	1	Joint-Hose
3	127-3134	1	Manifold-Intake	20	127-3166	2	Washer-Seal
4	127-3180	4	Stud	21	127-3168	2	Screw
5	127-3031	1	Sensor-Temp, Air	22	127-3181	2	Stud
6	125-7220	5	Bolt	23	127-3045	1	Spacer-Valve, E G R
7	127-3152	1	Duct-Suction	24	127-3046	1	Gasket-E G R
8	127-3096	1	Joint-Rubber	25	125-7220	1	Bolt
9	127-3153	1	Joint-Rubber	26	127-3178	1	Bolt
10	125-7189	1	Clamp-Hose	27	127-3182	3	Stud
11	127-3170	1	Clamp-Hose	28	125-7229	3	Nut
12	125-7190	1	Clamp-Hose	29	127-3035	1	Bend-Inlet
13	127-3171	1	Clamp-Hose	30	127-3036	1	Body-Throttle
14	127-3034	1	Gasket-Collector	31	127-3037	2	Gasket-Throttle
15	127-3093	1	Intake Collector ASM	32	125-7209	2	Gasket
16	127-3092	1	Collector-Intake	33	125-7211	4	Bolt
17	127-3139	1	Valve-Reed	34	127-3177	2	Bolt

Cylinder Head and Cover Assembly



Cylinder Head and Cover Assembly (continued)

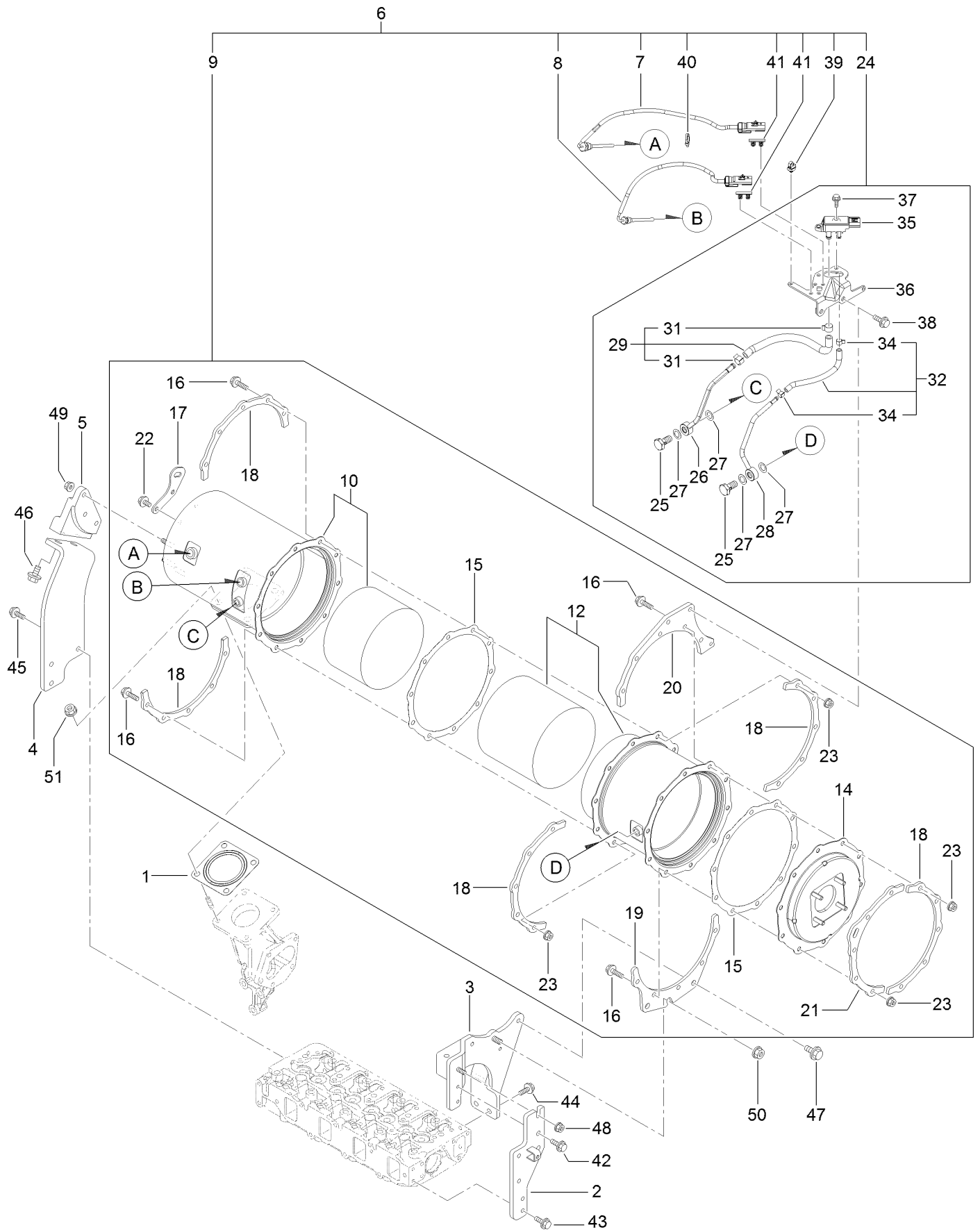
<i>Ref.</i>	<i>Part Number</i>	<i>Qty.</i>	<i>Description</i>	<i>Ref.</i>	<i>Part Number</i>	<i>Qty.</i>	<i>Description</i>
1	127-3005	1	Shaft ASM	42	125-6961	1	Plate-Breather
2	127-3006	1	Shaft	43	125-6962	1	Spring-Diaphragm
4	127-2974	2	Support	45	127-3106	1	Gasket-Cover
5	127-2975	3	Support	46	127-3026	1	Joint
6	127-2995	4	Spring	47	125-6994	1	Spring
7	127-2989	8	Arm-Rocker	48	127-3029	1	Sensor-Pressure
8	125-7013	8	Screw-Adjust, Valve	49	127-3032	2	O Ring-Sensor, Pressure
10	125-7014	8	Nut	50	127-3040	1	Hose ASM
11	127-3183	3	Stud	52	127-3041	2	Clip-Hose
12	127-2996	8	Cap-Valve	53	125-6913	1	Plug
13	127-3132	1	Cylinder Head ASM	54	125-7186	4	Screw
21	125-7240	2	Plug	55	125-7186	6	Screw
22	127-2990	4	Valve	56	125-7186	1	Screw
23	127-3012	8	Spring	57	127-3184	2	Bolt
24	127-2994	4	Valve	58	125-6974	3	Knob
25	127-3013	8	Retainer-Spring	59	127-2978	1	Plug
26	127-2986	4	Seal-Stem, Valve	60	93-0418	3	O-Ring
27	127-3027	4	Seal-Stem, Valve	61	127-3128	1	Joint-Breather
28	127-3186	8	Pin-Cotter	62	127-3129	1	Breather Hose ASM
30	127-3021	4	Gasket-Injector	64	125-7040	2	Clip-Hose
31	127-3028	4	Retainer-Injector	66	127-3133	1	Hose-Intake
32	127-2980	4	Washer-Injector	67	127-3030	1	Sensor-Temp, Air
33	125-7184	2	Pin-Spring	68	127-3033	1	O-Ring
34	125-7215	3	Bolt	69	125-7190	2	Clamp-Hose
35	125-7217	4	Bolt	70	125-7208	1	Bolt
36	125-7220	7	Bolt	71	127-3130	1	Lifter-Engine
37	127-3131	1	Cylinder Head Cover ASM	72	125-7214	2	Bolt
38	127-2988	1	Plate	73	127-2991	4	Plug-Glow
39	125-7012	1	Baffle	74	127-3123	1	Connector-Glow Plug
40	125-6959	1	Diaphragm	75	127-2979	4	Guide
41	125-6960	1	Plate	76	127-2997	4	Guide-Valve



Exhaust Manifold Assembly

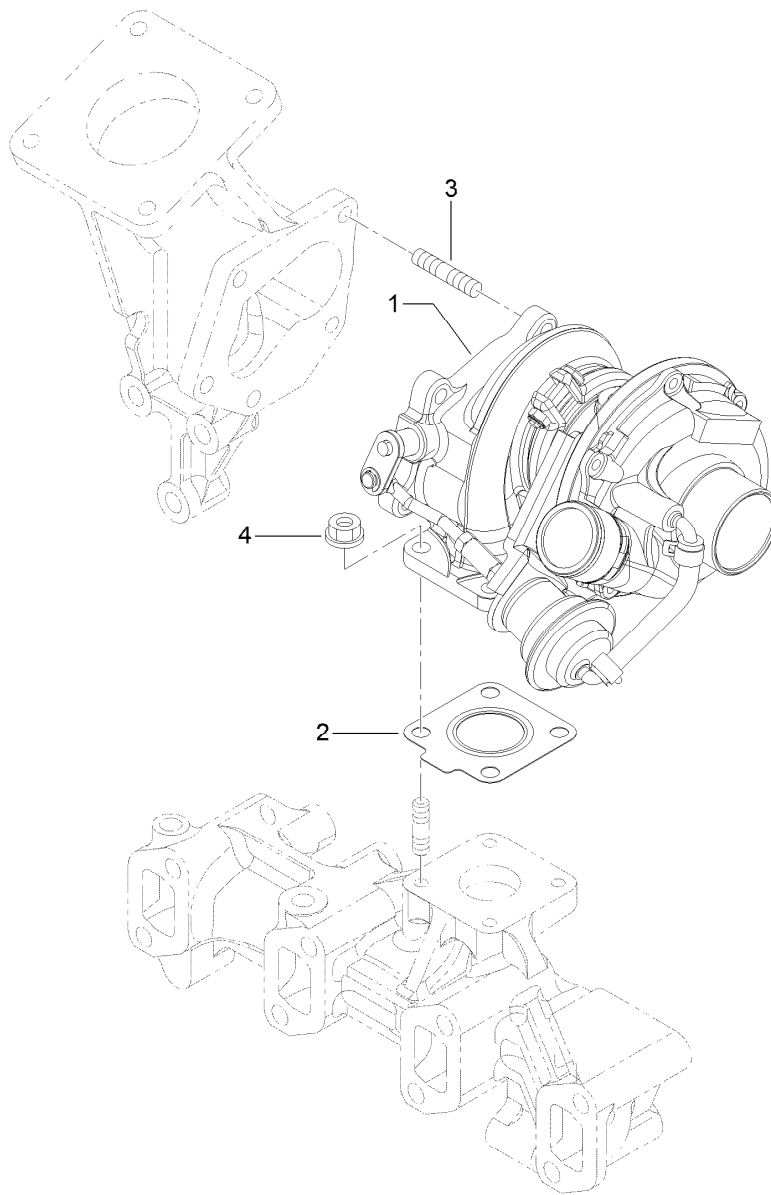
Ref.	Part Number	Qty.	Description	Ref.	Part Number	Qty.	Description
1	127-3108	1	Gasket-Manifold, Exhaust	19	125-7043	2	Stud
2	127-3136	1	Manifold-Exhaust	20	125-7220	2	Bolt
3	127-3094	1	Bolt	21	127-2984	4	Stud
4	127-3044	7	Bolt-M10	22	127-3137	1	Pipe-Exhaust
5	127-3140	1	Sensor-Temp, Exhaust	23	127-3138	3	Bolt-Flange
6	127-3087	1	Band-Clip	24	125-7071	1	Gasket
7	125-7043	4	Stud	25	125-7229	5	Nut
8	127-3038	1	Exhaust Pipe ASM	26	127-3047	1	Sensor-Gas Temp, E G R
9	127-3173	2	Clamp	27	127-3109	1	E G R Pipe ASM
10	127-3039	1	Bolt-Joint, Pipe	28	127-3016	1	Gasket
11	127-3174	2	Gasket	29	125-7215	2	Bolt
12	125-7206	2	Bolt	30	125-7229	2	Nut
13	127-3042	1	Cooler-E G R	31	127-3110	1	Valve-E G R
14	127-3043	2	Gasket-Cooler, E G R	32	127-3050	1	Gasket-Intake Valve, E G R
15	127-2976	2	Bolt	33	127-3051	1	Gasket-Out Valve, E G R
16	127-3022	1	Bolt-Flange	34	125-7229	2	Nut
17	127-3048	1	E G R Pipe ASM	35	127-3019	1	Gasket
18	127-3049	1	Pipe-Out, E G R				

Diesel Particulate Filter Assembly



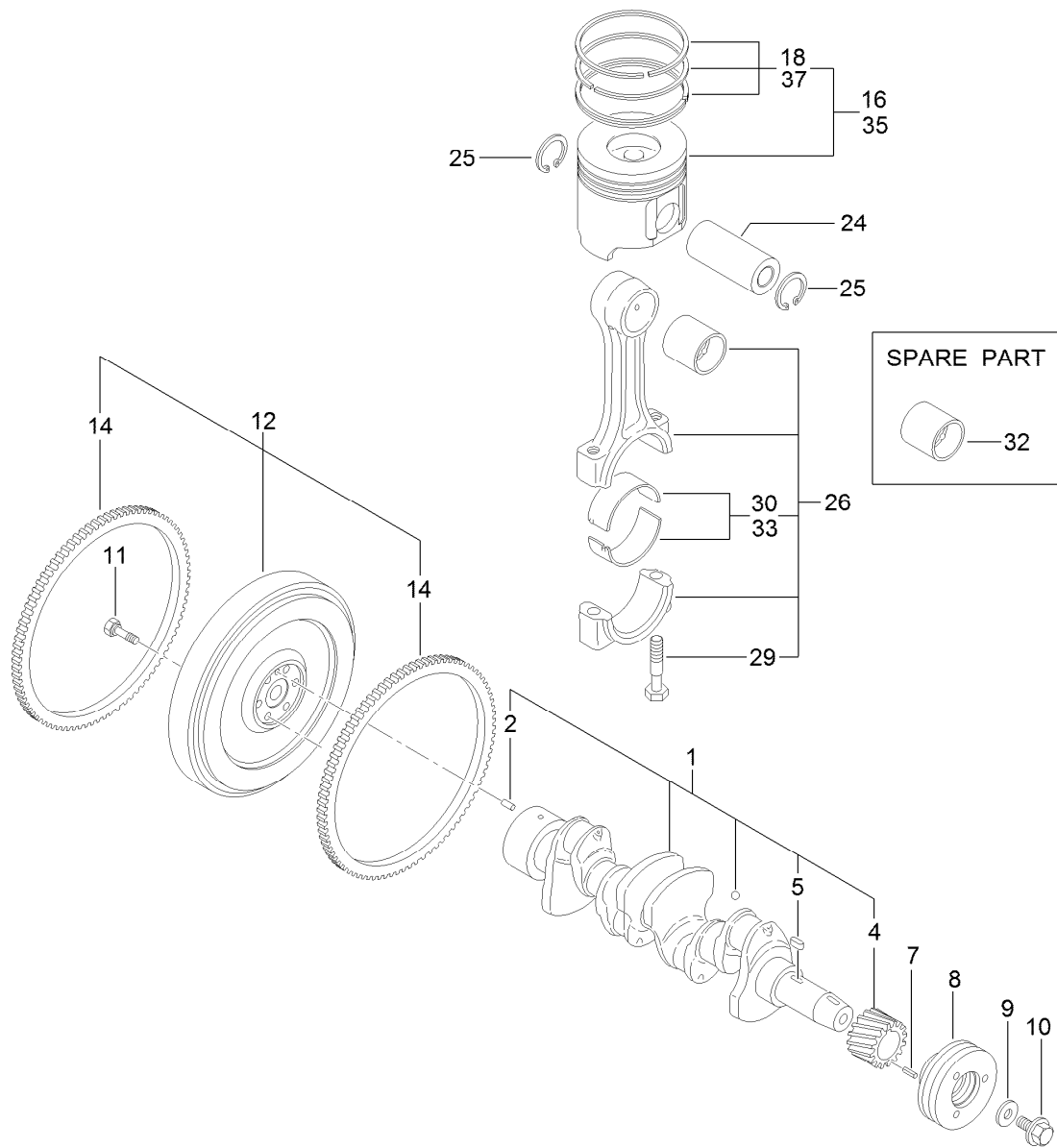
Diesel Particulate Filter Assembly (continued)

<i>Ref.</i>	<i>Part Number</i>	<i>Qty.</i>	<i>Description</i>	<i>Ref.</i>	<i>Part Number</i>	<i>Qty.</i>	<i>Description</i>
1	127-2987	1	Gasket-Silencer	27	127-3056	4	Gasket-Sensor
2	127-3095	1	Stay-D P F	28	127-3165	1	Exhaust Pressure Pipe ASM
3	127-3148	1	Stay- D P F	29	127-3114	1	Exhaust Hose ASM
4	127-3149	1	Stay-D P F	31	127-3057	2	Clip-Hose
5	127-3150	1	Stay-D P F	32	127-3059	1	Exhaust Pressure Hose ASM
6	127-3159	1	D P F Unit	34	127-3058	2	Clip-Hose
7	127-3111	1	Sensor-Temp, Exhaust	35	127-3060	1	Sensor-Pressure
8	127-3112	1	Sensor-Temp, Exhaust	36	127-3061	1	Bracket-Sensor, Pressure
9	127-3157	1	D P F ASM	37	125-7208	2	Bolt
10	127-3141	1	Case-Doc	38	125-7595	2	Bolt
12	127-3142	1	Case-Filter, Soot	39	127-3087	1	Band-Clip
14	127-3143	1	Flange-Outlet	40	127-3124	1	Band
15	127-3162	2	Gasket-D P F	41	127-3088	2	Clip-Connector
16	127-3055	20	Bolt	42	125-7595	2	Bolt
17	127-3144	1	Lifter-D P F	43	125-7595	2	Bolt
18	127-3145	5	Stiffener-D P F, A	44	125-7595	2	Bolt
19	127-3146	1	Stiffener-D P F, B	45	125-7595	3	Bolt
20	127-3158	1	Stiffener-D P F, D	46	127-3179	2	Bolt
21	127-3147	1	Stiffener-D P F, C	47	127-3179	2	Bolt
22	125-7213	2	Bolt	48	125-7229	1	Nut
23	125-7229	20	Nut	49	125-7229	3	Nut
24	127-3163	1	Pressure Sensor Unit	50	125-7230	1	Nut
25	127-3039	2	Bolt-Joint, Pipe	51	125-7230	4	Nut
26	127-3164	1	Exhaust Pressure Pipe ASM				



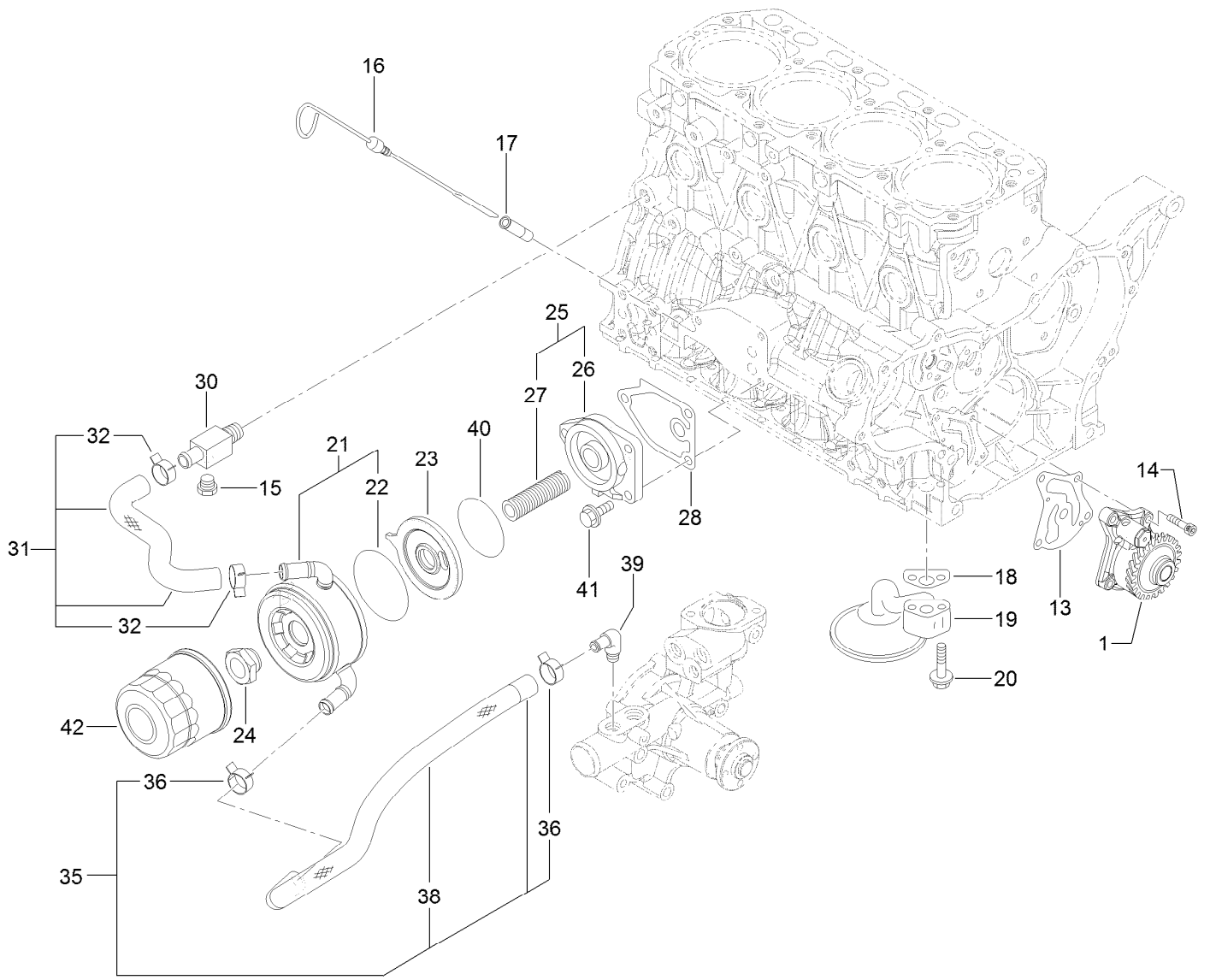
Turbine Assembly

<i>Ref.</i>	<i>Part Number</i>	<i>Qty.</i>	<i>Description</i>
1	127-3151	1	Turbine ASM
2	125-7070	1	Gasket
3	125-6906	5	Stud
4	125-7229	4	Nut



Crankshaft and Piston Assembly

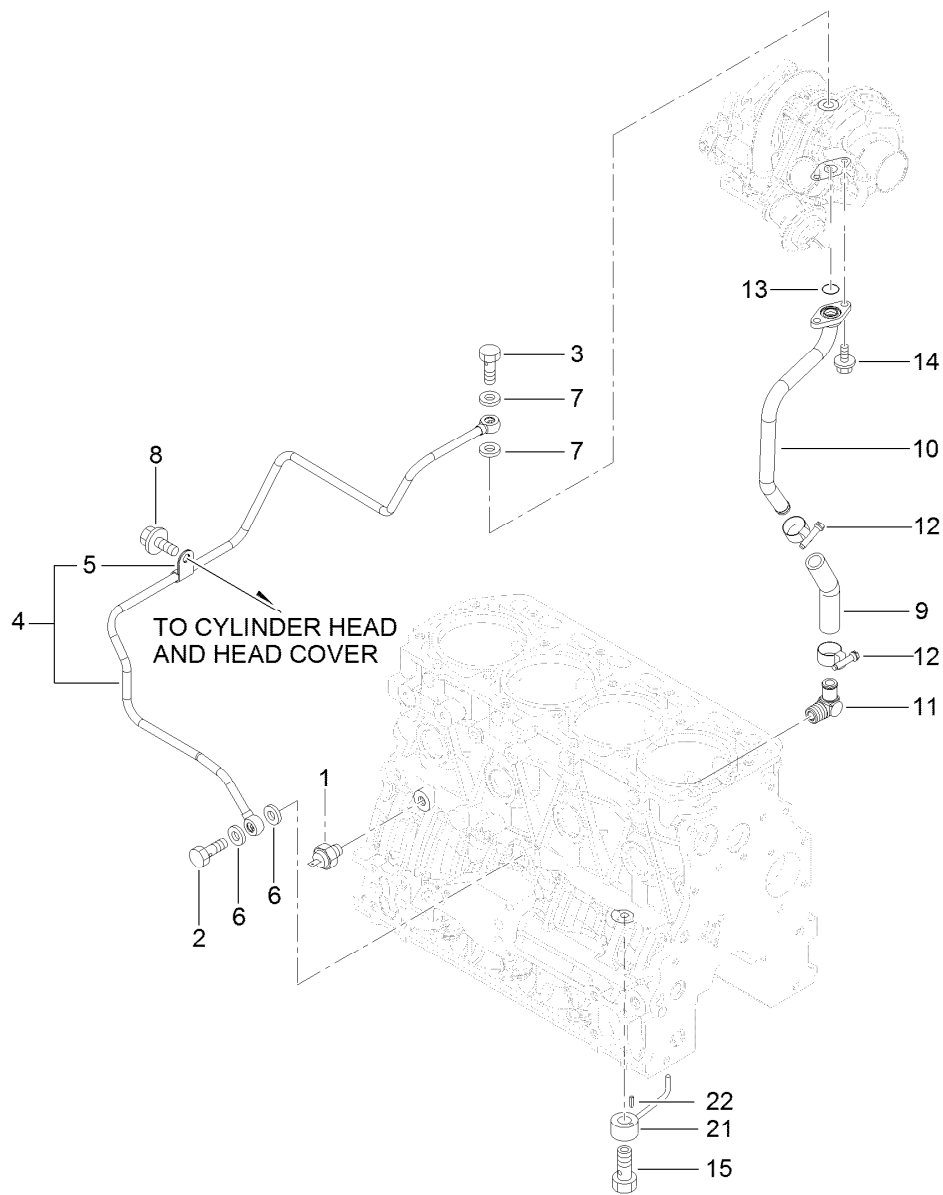
Ref.	Part Number	Qty.	Description	Ref.	Part Number	Qty.	Description
1	125-7091	1	Crankshaft ASM	16	127-3097	4	Piston ASM
2	125-6995	1	Pin	18	127-3098	4	Piston Ring ASM
4	125-6937	1	Gear	24	125-7030	4	Pin
5	125-7185	1	Key	25	125-7180	8	Ring
7	125-7182	1	Pin-Spring	26	125-7242	4	Connecting Rod ASM
8	125-6925	1	V-Pulley	29	125-6955	8	Bolt
9	125-7109	1	Washer	30	125-7018	4	Pin-Crank
10	125-6956	1	Bolt	32	125-6997	4	Pin-Piston
11	125-6951	6	Bolt	33	125-7019	4	Pin-Crank (.25)
12	127-3160	1	Flywheel ASM	35	127-3099	4	Piston ASM (0.25 O.S.)
14	125-6943	1	Gear	37	127-3100	4	Piston Ring ASM (0.25 O.S.)



Lubrication and Oil System Assembly

Ref.	Part Number	Qty.	Description
1	127-3101	1	Oil Lube Pump ASM
13	127-3004	1	Gasket
14	125-7232	4	Bolt
15	125-7171	1	Plug-Drain
16	125-6987	1	Dipstick
17	125-6954	1	Guide-Dipstick
18	125-7022	1	Gasket
19	125-7023	1	Pipe ASM
20	125-7217	2	Bolt
21	127-3014	1	Cooler ASM
22	127-2985	1	O-Ring
23	127-3015	1	Bracket-Cooler
24	125-7041	1	Nut-Cooler, Oil
25	127-3009	1	Bracket ASM

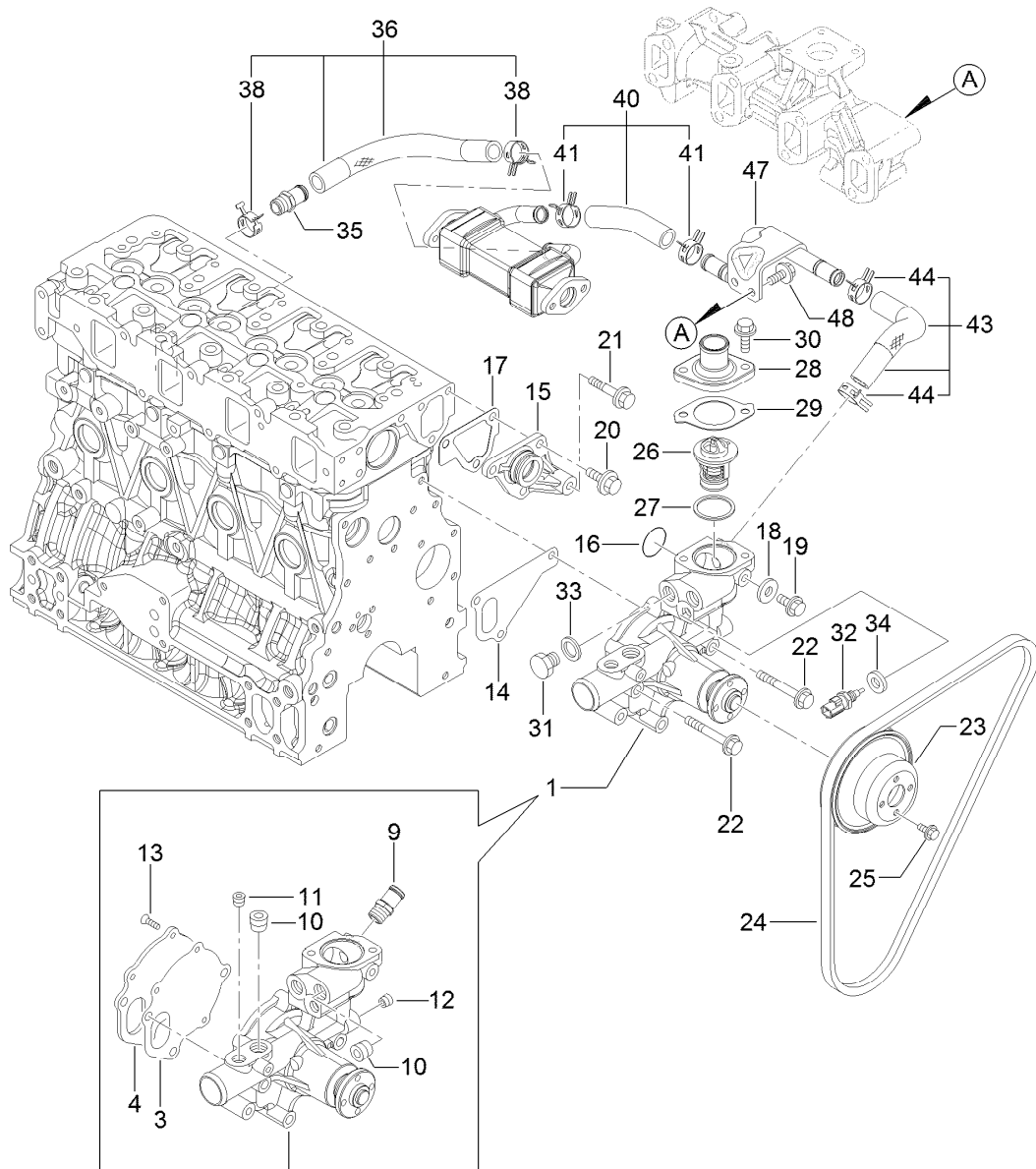
Ref.	Part Number	Qty.	Description
26	125-6930	1	Bracket
27	127-3010	1	Stud
28	125-7024	1	Gasket
30	125-6990	1	Joint
31	127-3102	1	Pipe-Cooling, Water
32	125-7162	2	Clip
35	127-3103	1	Hose-Cooling, Water
36	125-7162	2	Clip
38	127-3007	1	Tube
39	125-7001	1	Elbow
40	127-3176	1	O-Ring
41	125-7595	3	Bolt
42	125-7025	1	Filter-Engine



Lubrication Oil Line Assembly

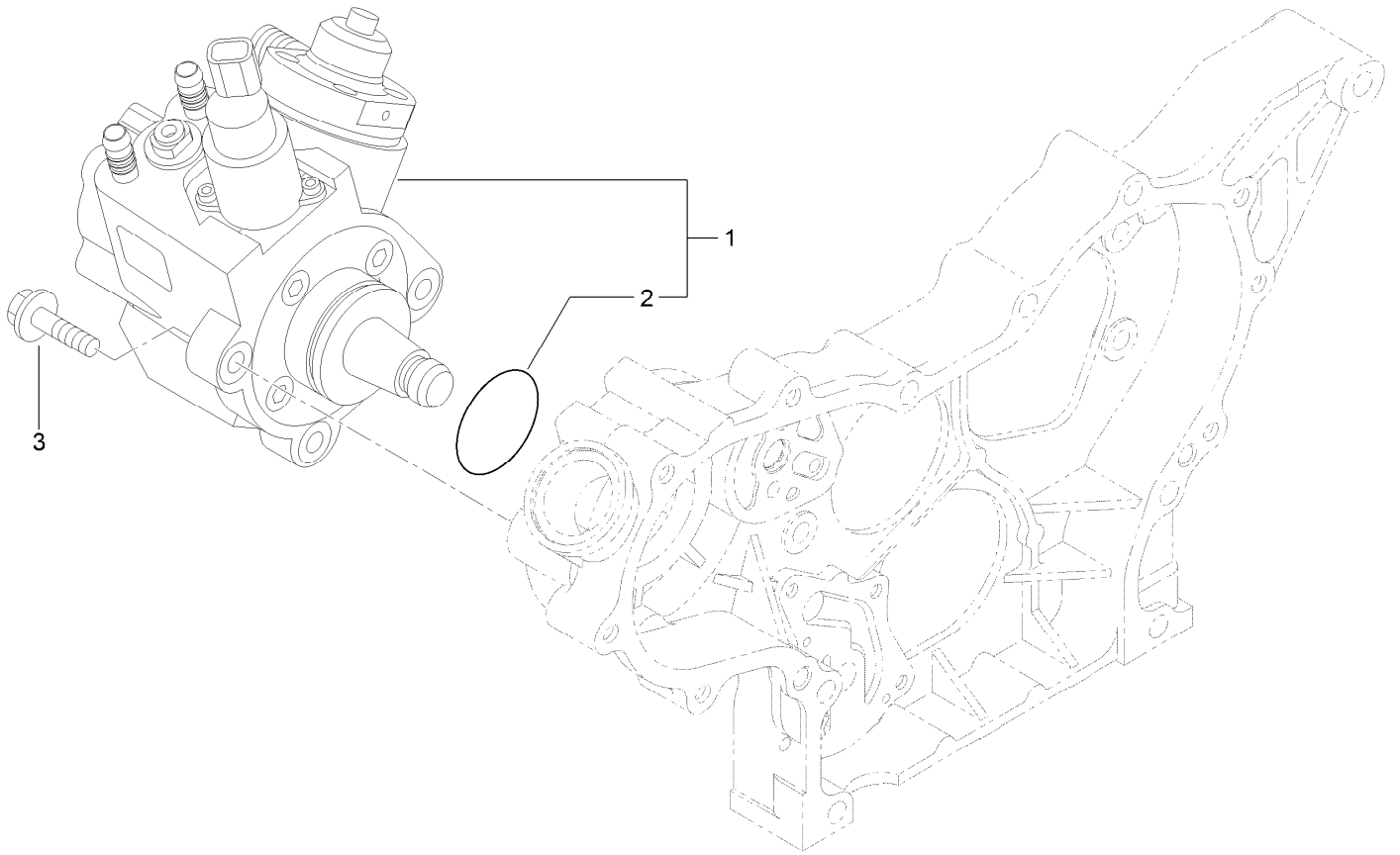
Ref.	Part Number	Qty.	Description
1	125-6918	1	Switch-Oil
2	125-6975	1	Bolt-Joint, Pipe
3	125-6952	1	Bolt-Joint, Pipe
4	127-3154	1	Lube Oil Pipe ASM
5	125-6976	1	Retainer
6	125-7175	2	Washer-Seal
7	125-7193	2	Gasket
8	93-0362	1	Bolt
9	127-2992	1	Joint

Ref.	Part Number	Qty.	Description
10	127-3155	1	Pipe-Lube, Oil
11	127-3003	1	Elbow
12	127-3169	2	Clamp-Hose
13	125-7198	1	O-Ring
14	125-7208	2	Bolt
15	125-7105	4	Check Valve ASM
21	125-7098	4	Nozzle
22	125-7182	4	Pin-Spring



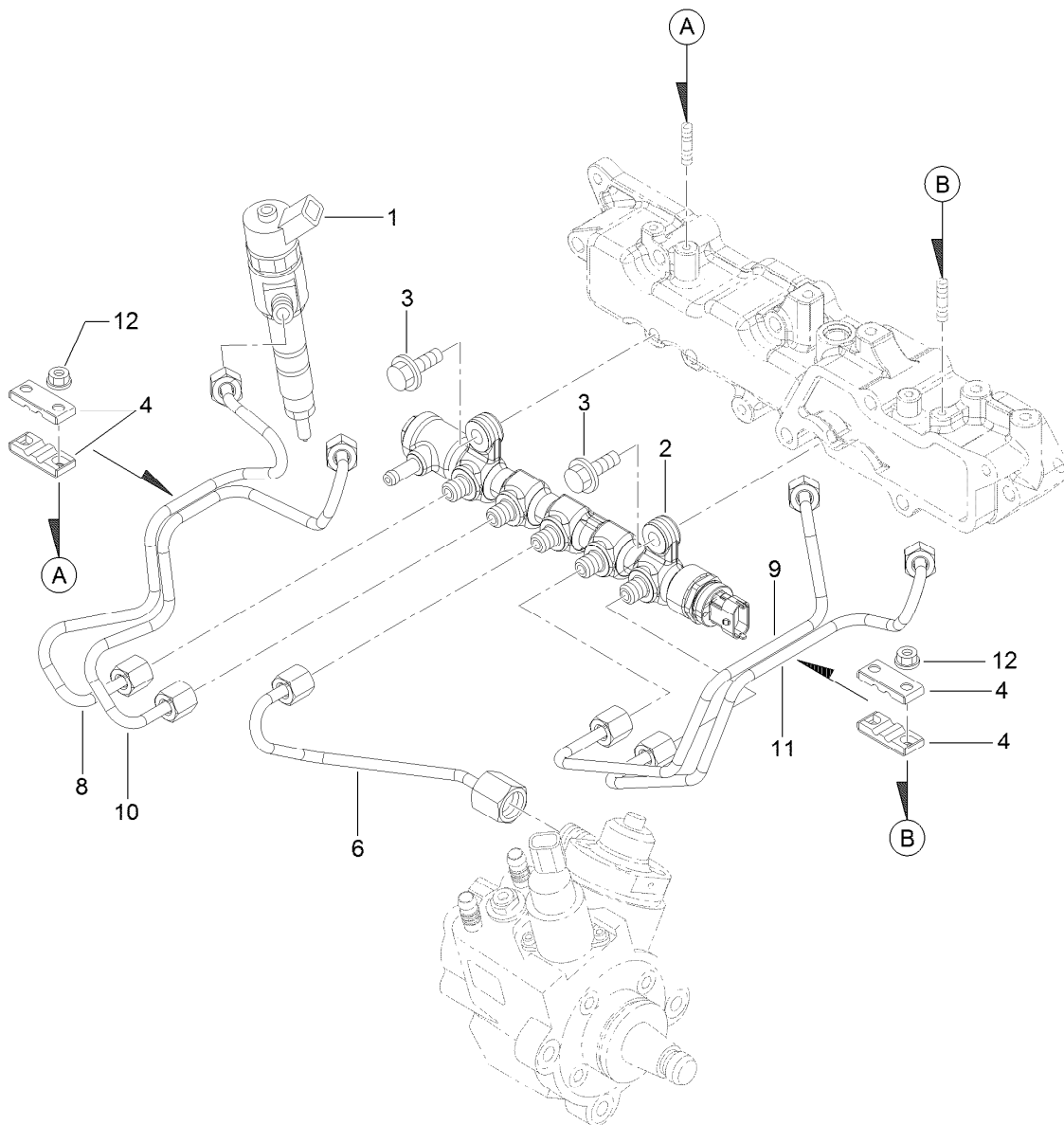
Cooling Water System Assembly

Ref.	Part Number	Qty.	Description	Ref.	Part Number	Qty.	Description
1	127-3071	1	Water Pump ASM	25	125-7206	4	Bolt
3	125-6998	1	Gasket	26	125-7029	1	Thermostat
4	125-6999	1	Plate	27	125-7026	1	Gasket
9	127-3017	1	Joint	28	125-7034	1	Cover
10	125-7123	2	Plug	29	125-7110	1	Gasket
11	127-3175	1	Plug	30	125-7594	2	Bolt
12	125-7195	1	Plug	31	125-6953	1	Plug
13	125-7234	3	Screw	32	125-7124	1	Sensor-Thermostat, CW
14	125-7047	1	Gasket	33	125-6979	1	Gasket
15	125-6986	1	Joint	34	125-7176	1	Washer-Seal
16	125-7048	1	O-Ring	35	127-3017	1	Joint
17	125-6978	1	Gasket	36	127-3072	1	Water In Pipe ASM
18	125-7192	1	Gasket	38	127-3020	2	Clip-Hose
19	93-0362	1	Bolt	40	127-3115	1	Water Out Pipe ASM
20	125-7214	3	Bolt	41	127-3020	2	Clip-Hose
21	125-7219	1	Bolt	43	127-3116	1	Water Out Pipe ASM
22	125-7222	3	Bolt	44	127-3020	2	Clip-Hose
23	125-7039	1	V-Pulley	47	127-3117	1	Pipe-Out, CW
24	127-2998	1	V-Belt	48	125-7214	2	Bolt



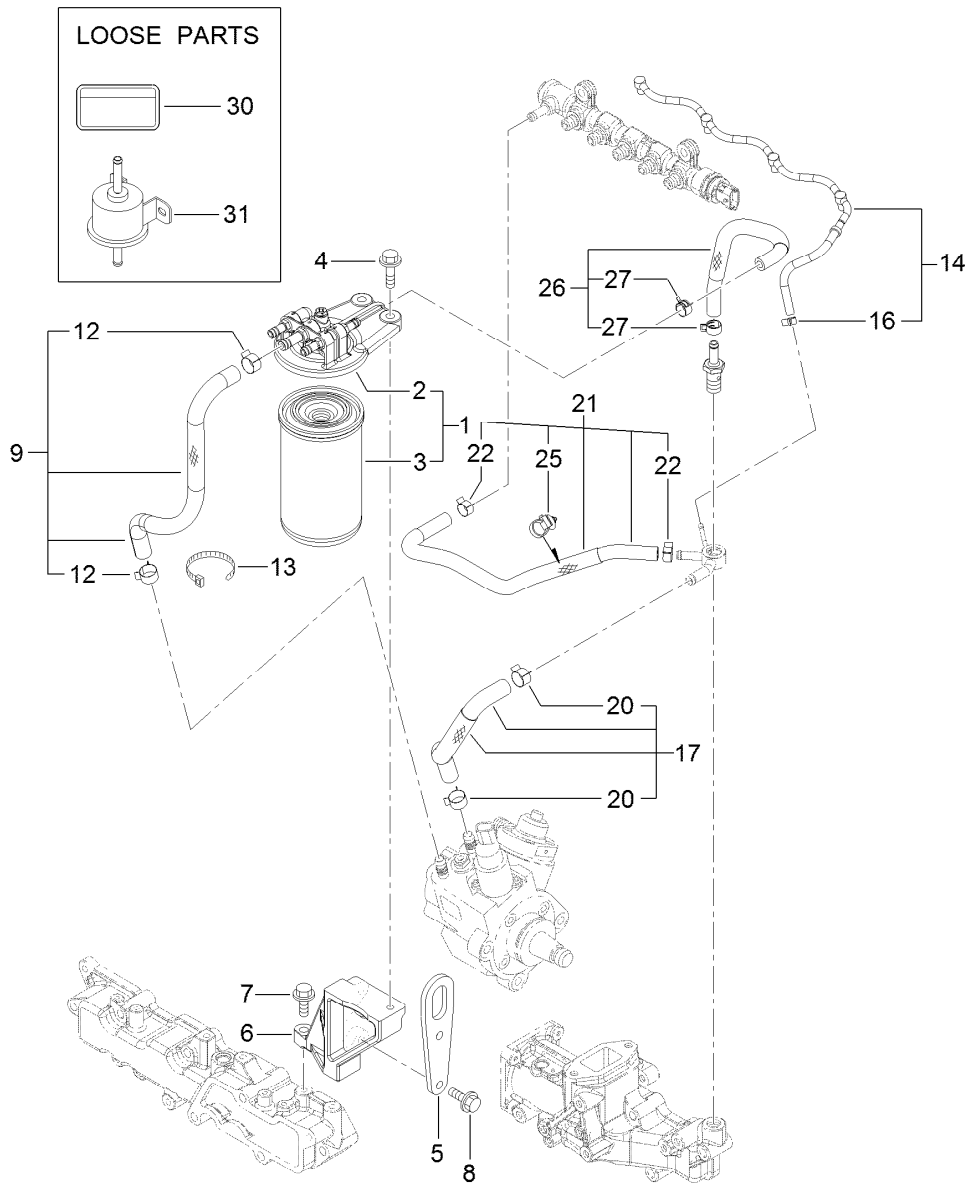
Fuel System Assembly

<i>Ref.</i>	<i>Part Number</i>	<i>Qty.</i>	<i>Description</i>
1	127-3073	1	Fuel Pump ASM
2	127-3074	1	O-Ring
3	125-7216	3	Bolt



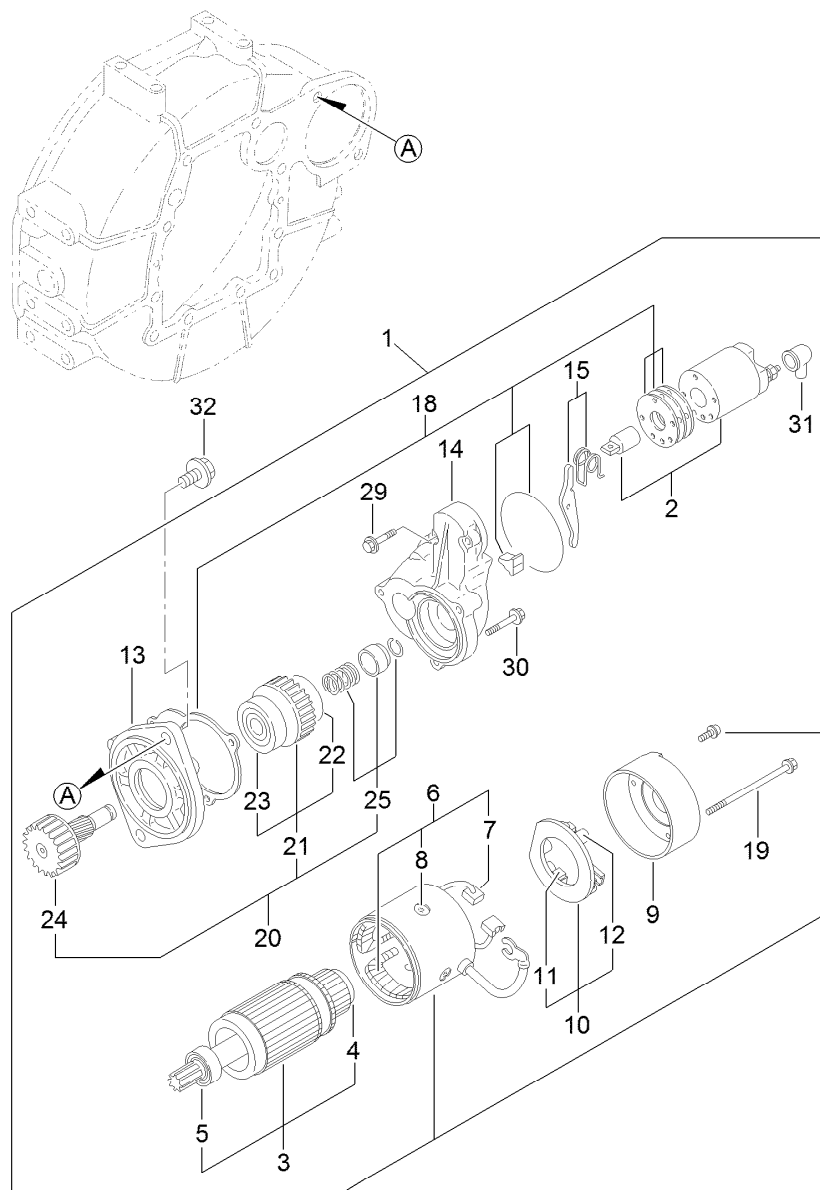
Fuel Injection Valve Assembly

<i>Ref.</i>	<i>Part Number</i>	<i>Qty.</i>	<i>Description</i>
1	127-3104	4	Injector ASM
2	127-3118	1	Rail ASM
3	125-7215	2	Bolt
4	127-2982	4	Retainer
6	127-3082	1	Rail In Pipe ASM
8	127-3121	1	Injection Pipe ASM
9	127-3083	1	Injection Pipe ASM
10	127-3122	1	Injection Pipe ASM
11	127-3084	1	Injection Pipe ASM
12	125-7231	4	Nut



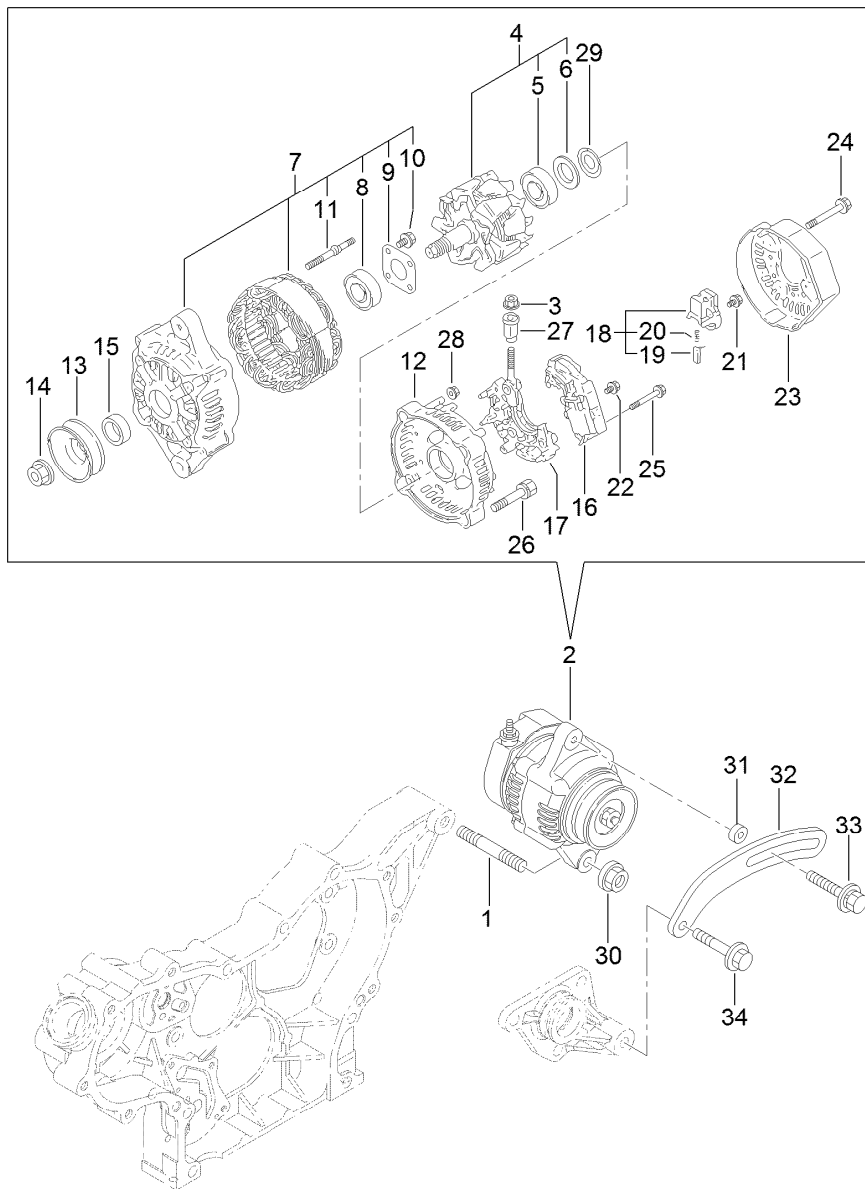
Fuel Line Assembly

<i>Ref.</i>	<i>Part Number</i>	<i>Qty.</i>	<i>Description</i>	<i>Ref.</i>	<i>Part Number</i>	<i>Qty.</i>	<i>Description</i>
1	127-3075	1	Fuel/Oil Filter ASM	14	127-3120	1	Fuel Pipe ASM
2	127-3076	1	Fuel/Oil Filter Bracket ASM	16	127-3172	1	Clamp-Hose
3	125-8752	1	Filter-Fuel/Oil	17	127-3078	1	Fuel Pipe ASM
4	125-7216	2	Bolt	20	125-7191	2	Clamp-Hose
5	127-3091	1	Lifter-Engine	21	127-3119	1	Fuel Pipe ASM
6	127-3105	1	Stay-Bracket, Filter	22	127-2950	2	Clip-Hose
7	125-7215	1	Bolt	25	127-3087	1	Band-Clip
8	125-7216	2	Bolt	26	127-3079	1	Fuel Pipe ASM
9	127-3077	1	Fuel Pipe ASM	27	127-2950	2	Clip-Hose
12	125-7191	2	Clamp-Hose	30	125-6900	1	Label-Caution, Fuel Oil
13	127-2981	1	Band	31	127-3008	1	Fuel Feed Pump ASM



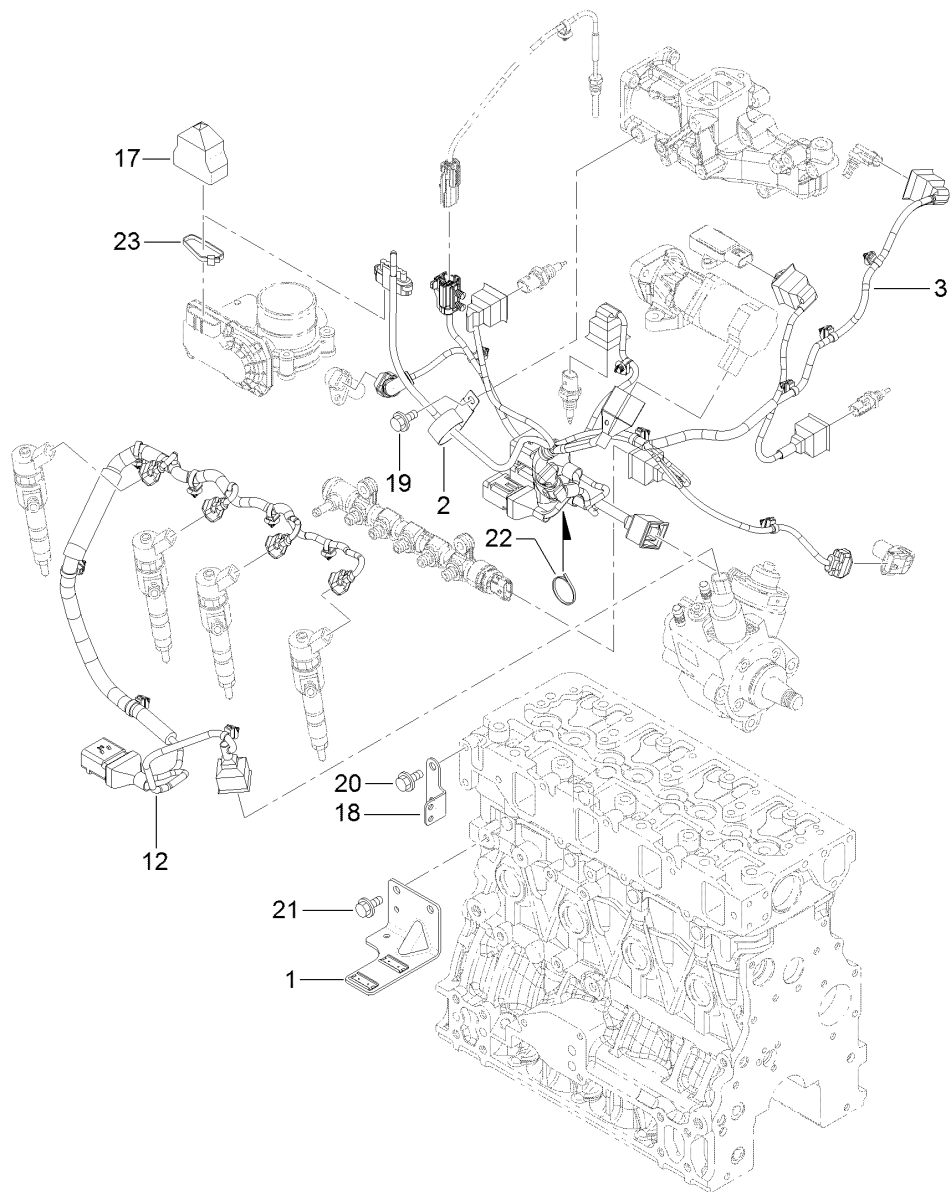
Starting Motor Assembly

<i>Ref.</i>	<i>Part Number</i>	<i>Qty.</i>	<i>Description</i>	<i>Ref.</i>	<i>Part Number</i>	<i>Qty.</i>	<i>Description</i>
1	125-7003	1	Starter	15	125-7165	1	Lever Set
2	125-7004	1	Switch ASM	18	125-7037	1	Dust Cover ASM
3	125-7112	1	Armature ASM	19	125-7117	2	Bolt-Through
4	125-7252	1	Bearing-Ball	20	125-7166	1	Pinion ASM
5	125-7249	1	Bearing, Ball	21	125-7250	1	Clutch ASM
6	125-7113	1	Field Coil ASM	22	125-7251	1	Bearing-Ball
7	125-7114	2	Brush	23	125-7253	1	Bearing-Ball
8	125-7163	4	Screw	24	125-7167	1	Shaft
9	125-7115	1	Cover	25	125-7168	1	Stopper Set
10	125-7116	1	Brush Holder ASM	29	125-7210	2	Bolt
11	125-7114	2	Brush	30	125-7211	3	Bolt
12	125-7036	4	Spring	31	125-7169	1	Cover
13	125-7164	1	Case-Gear	32	125-7225	2	Bolt
14	125-7005	1	Housing				



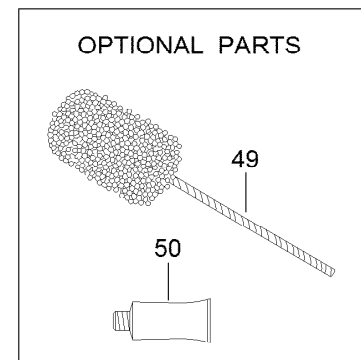
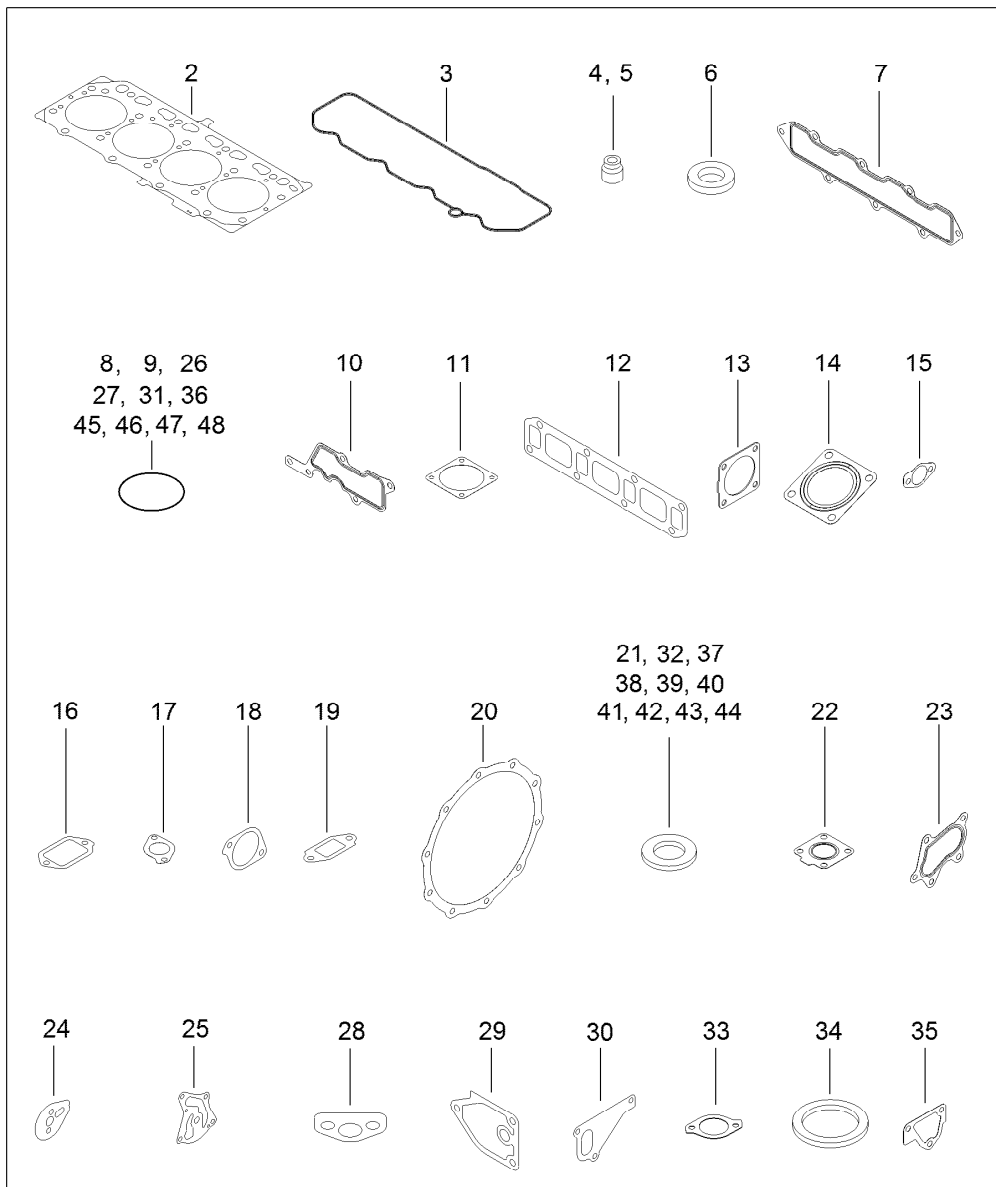
Generator Assembly

Ref.	Part Number	Qty.	Description	Ref.	Part Number	Qty.	Description
1	127-3011	1	Stud	18	127-2993	1	Holder
2	127-3001	1	Generator	19	127-2956	2	Brush ASM
3	127-3190	1	Nut	20	127-2964	2	Spring
4	127-2951	1	Rotor ASM	21	127-2965	6	Screw
5	127-2983	1	Bearing-Ball	22	127-2966	1	Screw
6	127-2962	1	Cover	23	127-2999	1	Cover
7	127-2952	1	Frame ASM	24	127-2967	3	Bolt
8	127-2958	1	Bearing-Ball	25	127-2968	2	Screw
9	127-2959	1	Plate-Retainer	26	127-2969	2	Bolt
10	127-2960	4	Screw	27	127-2970	1	Bushing-Insulation
11	127-2961	2	Stud	28	127-2971	2	Nut
12	127-2953	1	Frame ASM	29	127-2972	1	Washer
13	127-2954	1	Pulley	30	125-7230	1	Nut
14	127-2955	1	Nut	31	125-6947	1	Spacer
15	127-2957	1	Collar	32	127-2977	1	Adjuster
16	127-3002	1	Regulator ASM	33	125-7134	1	Bolt
17	127-2963	1	Holder	34	125-7219	1	Bolt



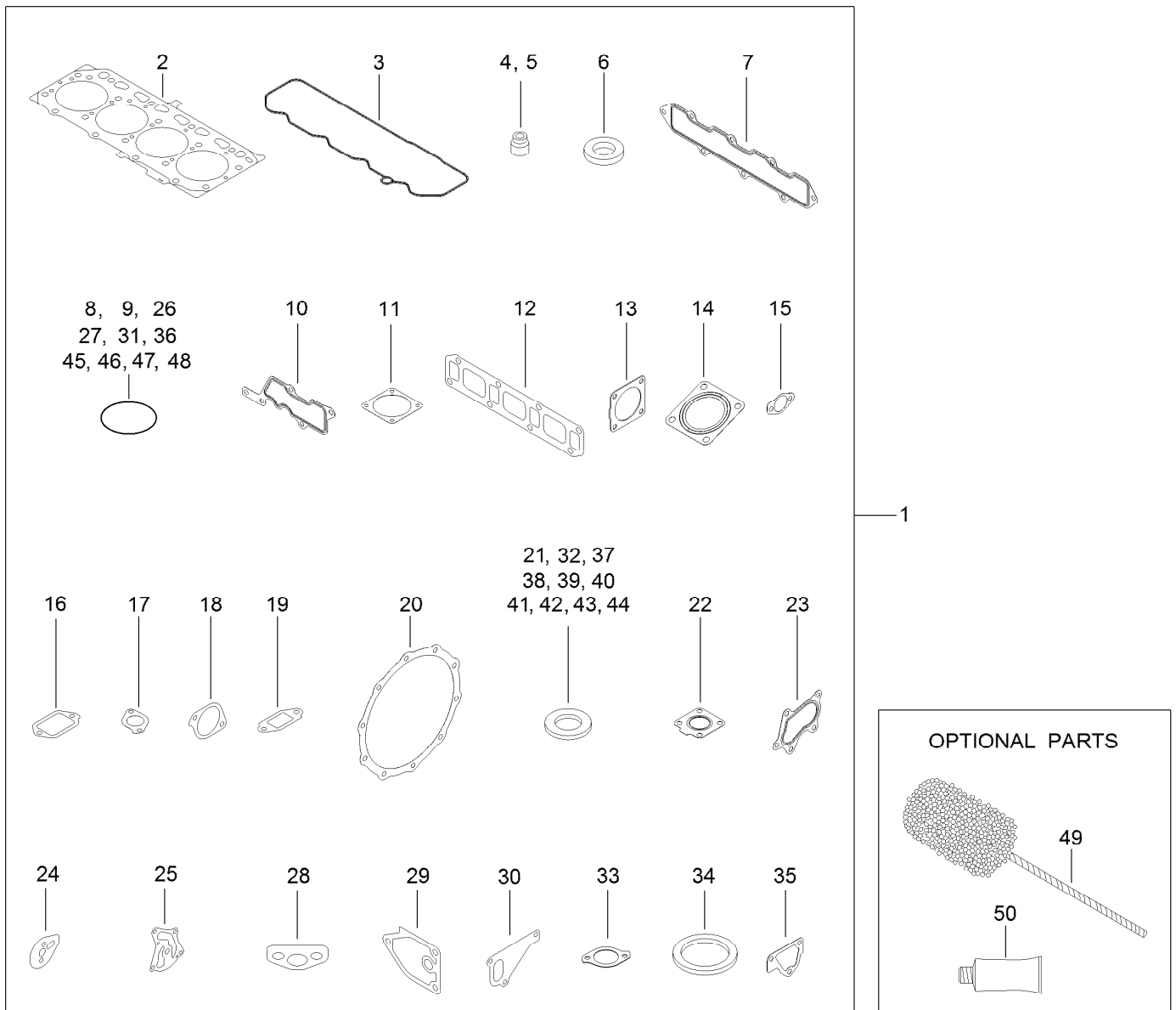
Electric Parts Assembly

Ref.	Part Number	Qty.	Description
1	127-3086	1	Bracket-Connector
2	127-3018	1	Clip
3	127-3156	1	Harness B-E C O, Engine
12	127-3125	1	Harness C
17	127-3089	1	Boot-Type, Cap
18	127-3090	1	Bracket-Harness
19	93-0362	1	Bolt
20	93-0362	2	Bolt
21	93-0362	2	Bolt
22	127-3187	1	Band
23	127-3188	1	Band



Gasket Set

Ref.	Part Number	Qty.	Description	Ref.	Part Number	Qty.	Description
1	127-3189	1	Gasket Kit	22	125-7070	1	Gasket
2	127-3126	1	Gasket-Head, Cylinder	23	125-7071	1	Gasket
3	127-3106	1	Gasket-Cover	24	127-3069	1	Gasket-Idle, Shaft B
4	127-2986	4	Seal-Stem, Valve	25	127-3004	1	Gasket
5	127-3027	4	Seal-Stem, Valve	26	125-6909	2	O-Ring
6	127-3021	4	Gasket-Injector	27	127-2973	1	O-Ring
7	127-3107	1	Gasket-Manifold, Intake	28	125-7022	1	Gasket
8	127-3032	2	O Ring-Sensor, Pressure	29	125-7024	1	Gasket
9	127-3033	1	O-Ring	30	125-7047	1	Gasket
10	127-3034	1	Gasket-Collector	31	125-7048	1	O-Ring
11	127-3037	2	Gasket-Throttle	32	125-6979	1	Gasket
12	127-3108	1	Gasket-Manifold, Exhaust	33	125-7110	1	Gasket
13	127-3019	1	Gasket	34	125-7026	1	Gasket
14	127-2987	1	Gasket-Silencer	35	125-6978	1	Gasket
15	127-3043	2	Gasket-Cooler, E G R	36	127-3074	1	O-Ring
16	127-3046	1	Gasket-E G R	37	125-7174	1	Washer-Seal
17	127-3016	1	Gasket	38	125-7175	2	Washer-Seal
18	127-3050	1	Gasket-Intake Valve, E G R	39	125-7176	1	Washer-Seal
19	127-3051	1	Gasket-Out Valve, E G R	40	127-3166	2	Washer-Seal
20	127-3162	2	Gasket-D P F	41	125-7177	1	Washer-Seal
21	127-3056	4	Gasket-Sensor	42	125-7192	1	Gasket



Gasket Set (continued)

<i>Ref.</i>	<i>Part Number</i>	<i>Qty.</i>	<i>Description</i>	<i>Ref.</i>	<i>Part Number</i>	<i>Qty.</i>	<i>Description</i>
43	125-7193	2	Gasket	47	125-7198	1	O-Ring
44	127-3174	2	Gasket	48	127-3176	1	O-Ring
45	93-0418	3	O-Ring	49	127-3000	1	Hone
46	125-7197	1	O-Ring	50	125-7248	1	Gasket-Liquid

Attachments and Accessories

For 30609 Groundsmaster 4000 Rotary Mower

Product Name	Model/Part
Bumper ASM	106-4278-03
Blade-Combination (19in).....	106-7166-03
Blade-Atomic (21.75in).....	107-0214-03
Blade-Atomic (19in).....	107-0215-03
Premium All Season Hydraulic Fluid (55 Gallon Drum).....	108-1177
Premium All Season Hydraulic Fluid (5 Gallon Pail).....	108-1178
Atomic Blade Service Pack (7 Pack).....	108-1450
Atomic Blade Service Pack.....	108-1451
Blade-Flat Sail (21.75in).....	110-6115-03
Blade-Flat Sail (19in).....	110-6116-03
Flat Blade Service Pack (7 Pack).....	110-6130
Flat Blade Service Pack (19in).....	110-6140
Work Light Kit	114-5610
MVP Blade Kit.....	117-2722
Vinyl Backrest Extension Kit	119-7718
Backrest Extension Kit.....	119-7719
Large Seat Cover.....	120-5179
Premium Engine Oil 10w30 (55 Gallon Drum)	121-6392
Premium Engine Oil 10w30 (5 Gallon Pail)	121-6393
Premium Engine Oil 15w40 (55 Gallon Drum)	121-6394
Premium Engine Oil 15w40 (5 Gallon Pail)	121-6395
MVP Blade Kit.....	130-2660
MVP Filter Kit.....	30089
Universal Sunshade	30349
Flow Divider Kit.....	30407
400 Hour MVP Kit	30408
North American Light Kit.....	30414
Leaf Mulcher Kit.....	30419
Guardian Recycler Conversion Kit.....	30420
Leaf Mulcher Kit.....	30422
Replacement Cutting Unit.....	30451
CE Kit	30453
Right-Hand Replacement Mower.....	30476
Left-Hand Replacement Mower	30477
Front Deck	30479
CE Light Kit.....	30660
Beacon Kit	30661
License Plate Kit.....	30664
Slow-Moving Vehicle Sign Kit	30665
Blade (21.75in)	92-5608-03
8in Foam Filled Wheel ASM	93-5974

Notes:

Notes:



Count on it.