



Count on it.

Parts Catalog

Multi Pro® 1750

Turf Sprayer

Model No. 41188—Serial No. 404800001 and Up



Ordering Replacement Parts

To order replacement parts, please supply the part number, the quantity, and the description of each part desired.

Understanding Reference Numbers

Each identified part in an illustration has a reference number. The reference number for a part also appears in the parts list, along with other information about the part.

This catalog uses two special reference number formats, one to indicate parts in a service assembly and another to indicate the quantity of a given part in an illustration.

Service Assembly Reference Numbers

Parts in service assemblies have reference numbers in the form a:b. The a represents the reference number of the entire service assembly and the b represents a sequential number unique to each part within the service assembly.

For example, a wheel assembly might be identified by reference number 6, the tire by 6:1, the valve by 6:2, and the wheel by 6:3. When you order the assembly identified by reference number 6, you receive all parts identified by reference numbers 6:1, 6:2, and 6:3. However, you may also order any part individually. Reference numbers of this type appear in illustration and in parts lists.

Reference Numbers Indicating Quantity

In an illustration, if a reference number indicates more than one part, the reference number has the form nX y. The n represents the quantity of the part, the X is the multiplication symbol, and the y represents the reference number.

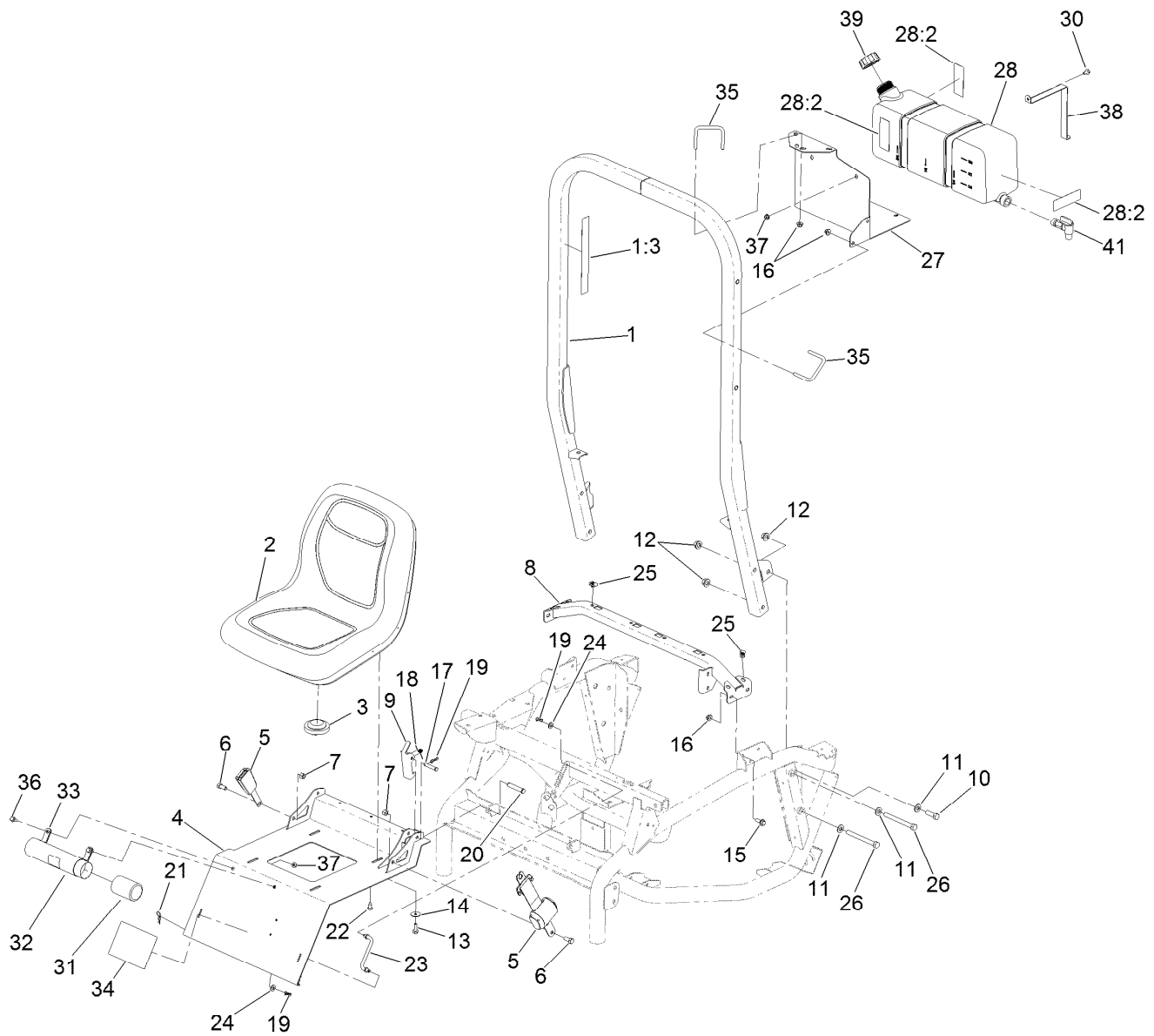
For example, in an illustration, the reference number 2X 37 means that two of the parts identified by reference number 37 are indicated.

Contents

Roll-Over Protection System and Seat Assembly	5
Frame Assembly	6
Rear Drive Assembly	7
Case Assembly Transaxle Assembly No. 120-7610	9
Center Plate Assembly Transaxle Assembly No. 120-7610	10
Main Shaft Assembly Transaxle Assembly No. 120-7610	11
Reduction Shaft Assembly Transaxle Assembly No. 120-7610	12
Reverse Shaft Assembly Transaxle Assembly No. 120-7610	13
Main Shift Assembly Transaxle Assembly No. 120-7610	14
Counter Shaft Assembly Transaxle Assembly No. 120-7610	15
Differential Gear Assembly Transaxle Assembly No. 120-7610	16
Differential Carrier Assembly Transaxle Assembly No. 120-7610	17
Differential Lock Assembly Transaxle Assembly No. 120-7610	18
Axle Shaft Assembly Transaxle Assembly No. 120-7610	19
Driveshaft Assembly	20
Brake Caliper Assembly No. 127-7424	21
Brake Hydraulic Assembly	22
Master Cylinder Assembly No. 104-6782	23
Front Suspension Assembly	24
Hydraulic Cylinder Assembly No. 125-0720	27
Pedal Assembly	28
Parking Brake Lever and Cable Assembly	29
Control Console Assembly	30
Gear Shift and Drift Lock Control Assembly	31
Shift Assembly No. 106-7887	32
Control Console Mount Assembly	33
Hood, Dash and Headlight Assembly	34
Seat Base and Front Fender Assembly	35
Hydraulic Steering Assembly	36
Hydraulic Pump Assembly No. 121-6545	38
Steer Valve Assembly No. 117-0707	39
Boom Lift Hydraulic Assembly	40
Hydraulic Cylinder Assembly No. 117-0701	41
On-Off Boom Lift Valve Assembly No. 136-2400	42
Engine Mounting Assembly	43
Pump Assembly No. 137-4231	45
Exhaust Assembly	46
Fuel Tank, Filter and Line Assembly	47
Fuel Tank Assembly No. 115-9048	48
Driveshaft Connection Assembly	49
Driveshaft Assembly No. 119-6040	50
Clutch and Bell Housing Assembly	51
Spray Tank Assembly	52
Tank Assembly No. 121-6491	53
Spray Tank Lid Assembly No. 119-9380	54
Filter Assembly No. 130-7096	55
Spray Tank Valve Assembly	56
Flow Meter Assembly No. 138-6128	57
Section Valve Manifold Assembly	58
On/Off Manifold Valve Kit No. 127-9803	59
On/Off Actuator Kit No. 131-3723	60
Bypass Valve Assembly No. 127-9805	61
Agitation Valve Assembly	62
Regulating Valve Body Assembly No. 127-9804	63

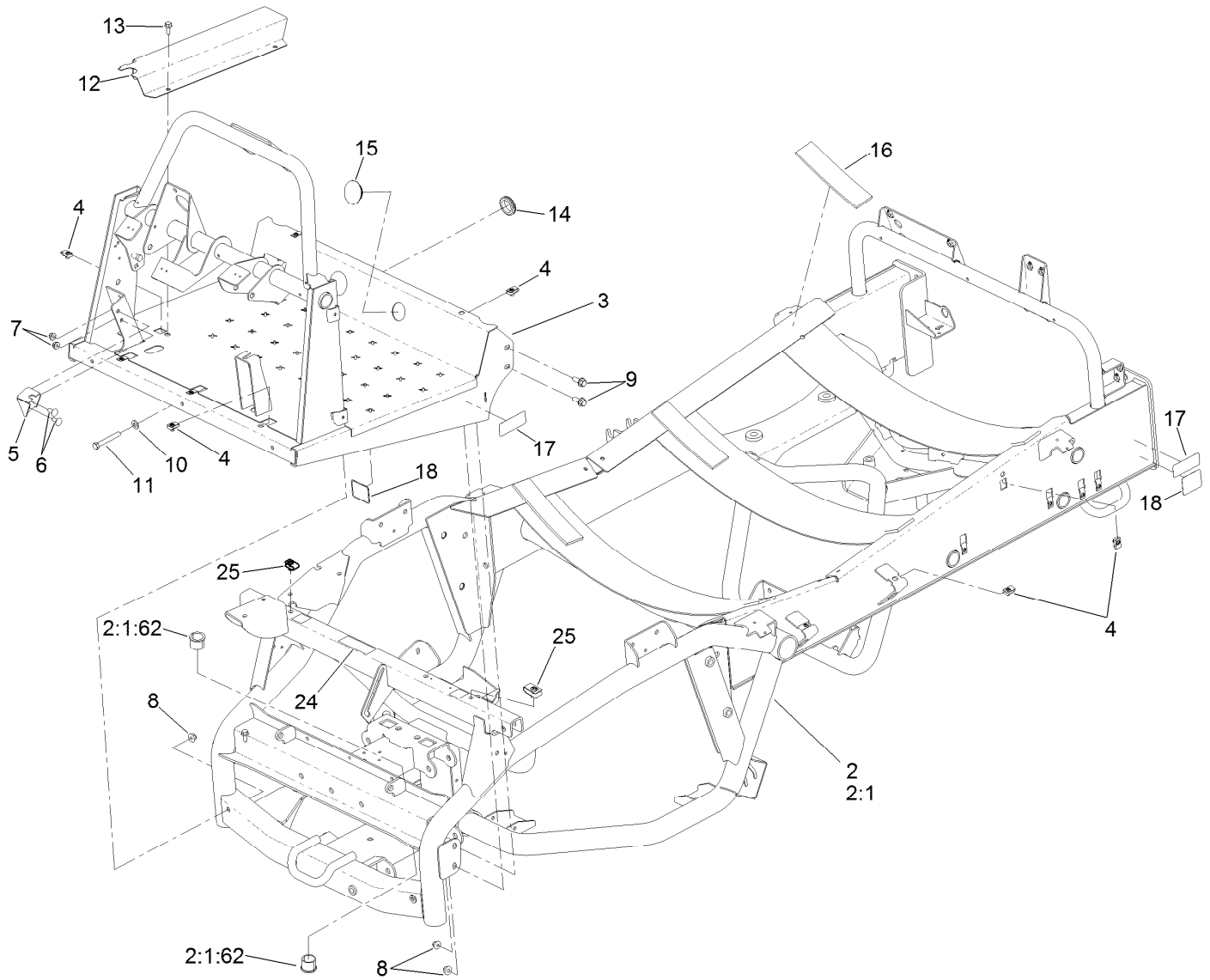
Contents (continued)

Manifold Valve Kit No. 131-7256	64
Actuator Regulating Valve No. 131-3724	65
Pressure Filter Assembly No. 131-3791	66
Manifold Valve Kit No. 131-0253	67
Hose Assembly	68
Main Wiring Harness and Battery Assembly	70
Center Boom Mount Assembly	71
RH Single Body Turret Assembly No. 108-3726	73
Double Turret Body Assembly No. 108-3727	74
LH Single Turret Body Assembly No. 108-3725	75
Boom Pivot Assembly	76
Left and Right Hand Boom Assembly	77
Attachments and Accessories	78



Roll-Over Protection System and Seat Assembly

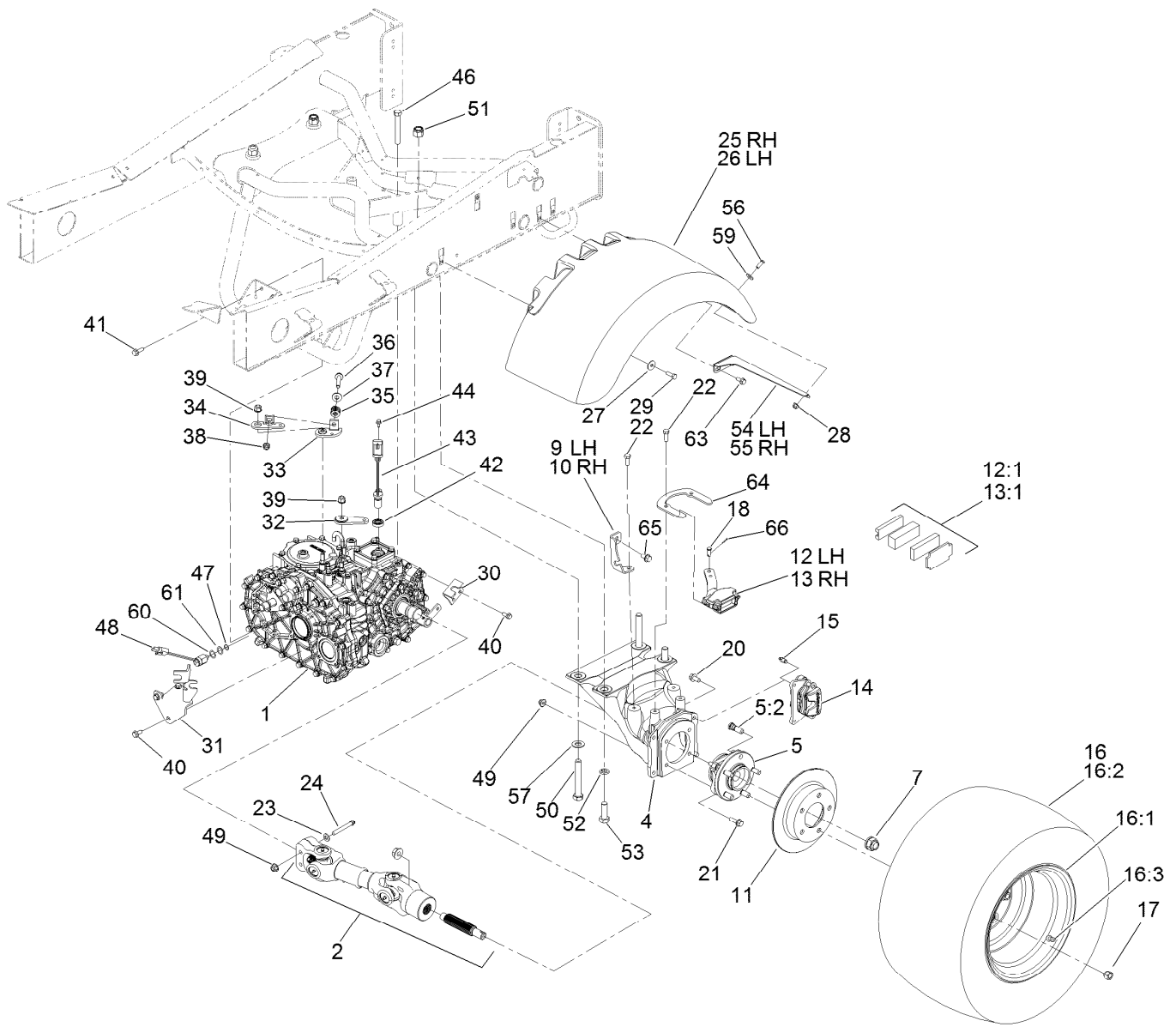
<i>Ref.</i>	<i>Part Number</i>	<i>Qty.</i>	<i>Description</i>	<i>Ref.</i>	<i>Part Number</i>	<i>Qty.</i>	<i>Description</i>
1	127-3918	1	ROPS ASM	21	3290-467	2	Pin-Hair
1:3	127-3939	1	Decal-ROPS	22	87-8460	3	Bumper-Rubber
2	112-2923	1	Seat ASM	23	125-0909	1	Rod-Prop, Seat
3	100-3524	1	Switch-Seat	24	3256-24	2	Washer-Flat
4	125-0872-03	1	Plate-Seat	25	94-2413	3	Nut-U
5	110-0413	1	Seatbelt-Retractable	26	325-19	4	Screw-HH
6	3212-4	2	Screw-HH	27	131-5797-03	1	Mount-Tank, Eye Wash
7	3296-7	2	Nut-Lock	28	132-7745	1	Fresh Water Tank ASM
8	125-0910-03	1	Crossmember-Seat	28:2	120-0616	3	Decal-Water, Fresh
9	125-0916	1	Latch-Seat	30	3234-7	4	Screw-HHF
10	325-6	2	Screw-HH	31	104-7048	1	Cap-Housing
11	3256-26	6	Washer-Flat	32	104-7050	1	Tube-Manual
12	99-5107	6	Nut-Lock	33	2412-133	2	Clamp-R
13	33104-025	4	Screw-HHF	34	133-0382	1	Decal-Service/Maintenance
14	3256-57	4	Washer-Flat	35	119-6727	2	U-Bolt
15	3234-42	4	Screw-HHF	36	3234-47	2	Screw-HHF
16	104-8301	8	Nut-HF, NI	37	104-8300	6	Nut-HF, NI
17	283-82	1	Pin-Clevis	38	132-7628-03	2	Band-Tank, Eye Wash
18	104-4821	1	Spring-Torsion	39	137-4291	1	Cap-Tank, Fresh Water
19	119-1415	3	Pin-Cotter, Locking	41	100-7011	1	Spigot-90 DEG
20	100-6541	2	Pin-Clevis				



Frame Assembly

Ref.	Part Number	Qty.	Description	Ref.	Part Number	Qty.	Description
2	121-6501-03	1	Frame ASM	11	323-13	2	Screw-HH
2:1		1	Frame ●	12	125-0871-03	1	Cover-Hose
2:1:62	104-0015	2	Bushing-Flange	13	3234-47	2	Screw-HHF
3	125-0812-03	1	Platform	14	240-3	2	Grommet-Rubber
4	94-2413	19	Nut-U	15	121-3397	2	Plug-Grommet
5	106-2421	1	Bracket-Mount, Cable	16	125-8094	6	Pad-Tank
6	3230-23	2	Screw-CARR	17	106-9206	4	Decal-Torque, Wheel
7	104-8300	2	Nut-HF, NI	18	125-6694	3	Decal-Tie Down
8	104-8301	6	Nut-HF, NI	24	133-5619	1	Decal-Arrester, Spark
9	3234-42	4	Screw-HHF	25	115-7721	2	Nut-Clip, U
10	3256-24	2	Washer-Flat				

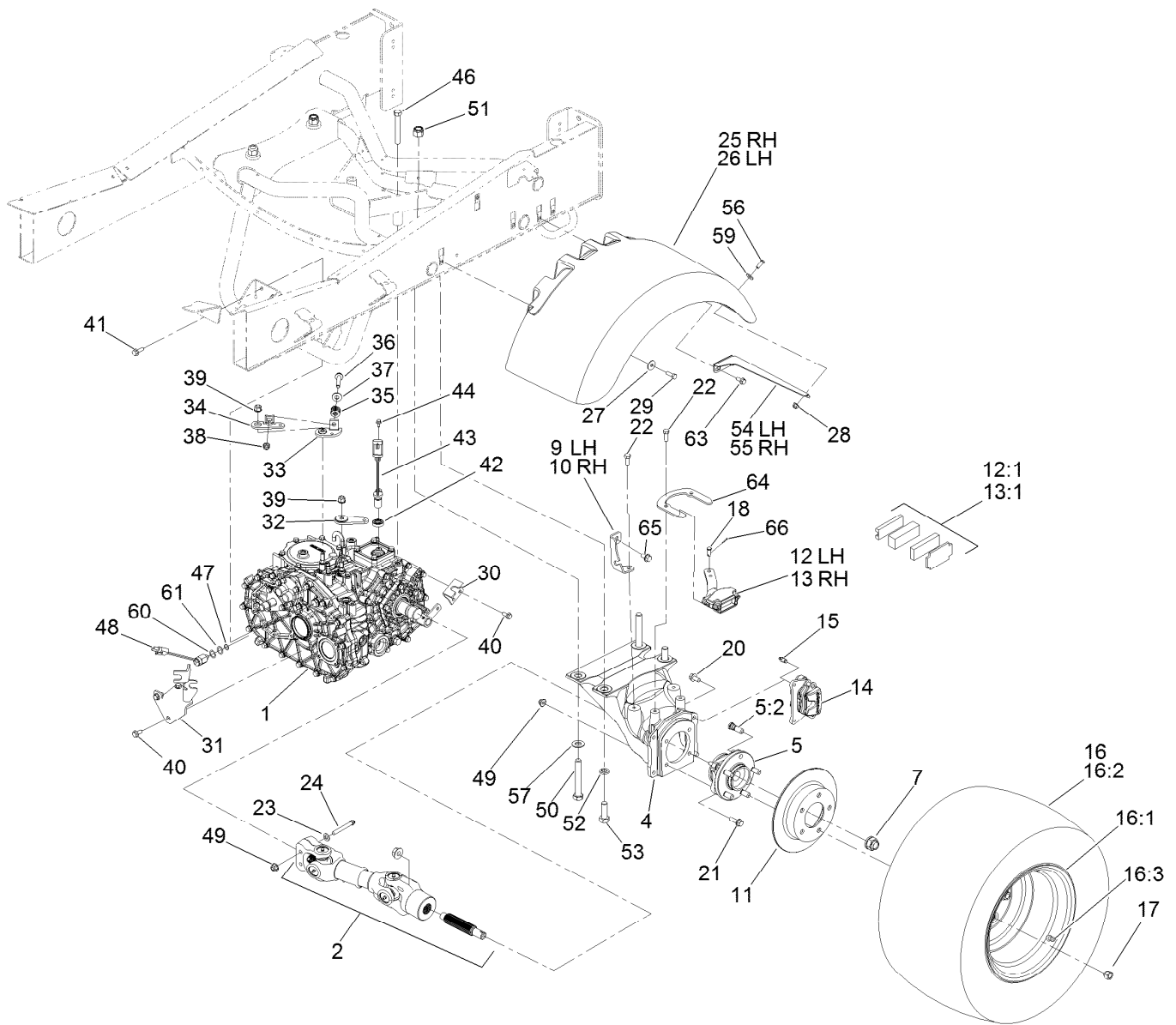
● Not serviced separately



Rear Drive Assembly

Ref.	Part Number	Qty.	Description	Ref.	Part Number	Qty.	Description
1	120-7610	1	Transaxle ASM	16:3	232-27	1	Stem-Valve
2		2	Driveshaft ASM ●	17	242-50	10	Nut-Lug
4	131-4311	2	Axle-Housing	18	283-85	2	Pin-Clevis
5	121-9751	2	Hub-Bearing, Wheel	20	3234-1	4	Screw-HHF
5:2	121-9752	5	Stud-Wheel	21	3234-24	8	Screw-HHF
7	115-2164	2	Nut-Spindle	22	323-6	6	Screw-HH
9	131-4362-03	1	Bracket-Cable, LH	23	80-6990	4	Washer-Hardened
10	131-4346-03	1	Bracket-Cable, RH	24	98-2939	4	Screw-Cap
11	114-8351	2	Rotor-Brake	25	112-6805	1	Fender-RH
12	114-8365	1	Caliper-Mechanical, LH	26	112-6806	1	Fender-LH
12:1	115-7847	1	Parking Brake Pad Kit	27	3256-82	6	Washer-Flat
13	114-8366	1	Caliper-Mechanical, RH	28	104-8300	2	Nut-HF, NI
13:1	115-7847	1	Parking Brake Pad Kit	29	322-5	6	Screw-HH
14	127-7424	2	Brake Caliper ASM	30	87-4470	1	Bracket-Lock, Differential
15	119-9509	2	Screw-Bleed	31	107-8749-03	1	Bracket-Cable
16	117-4838	2	Tire And Wheel ASM	32	87-7960	1	Lever-Shift
16:1	114-8259	1	Wheel	33	87-7970	1	Arm-Shift
16:2	110-5132	1	Tire	34	87-8250	1	Plate-Arm, Shift

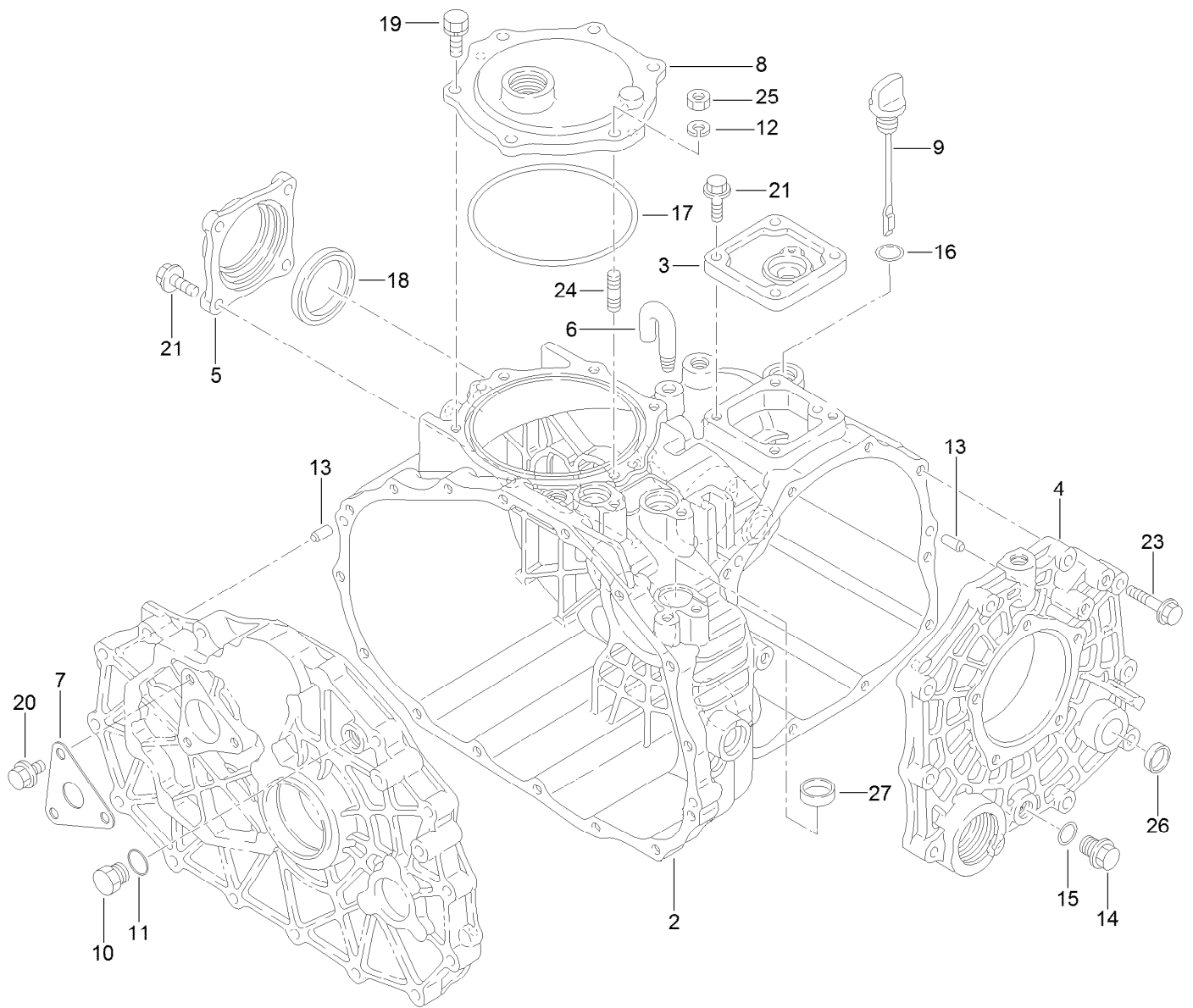
● Not serviced separately



Rear Drive Assembly (continued)

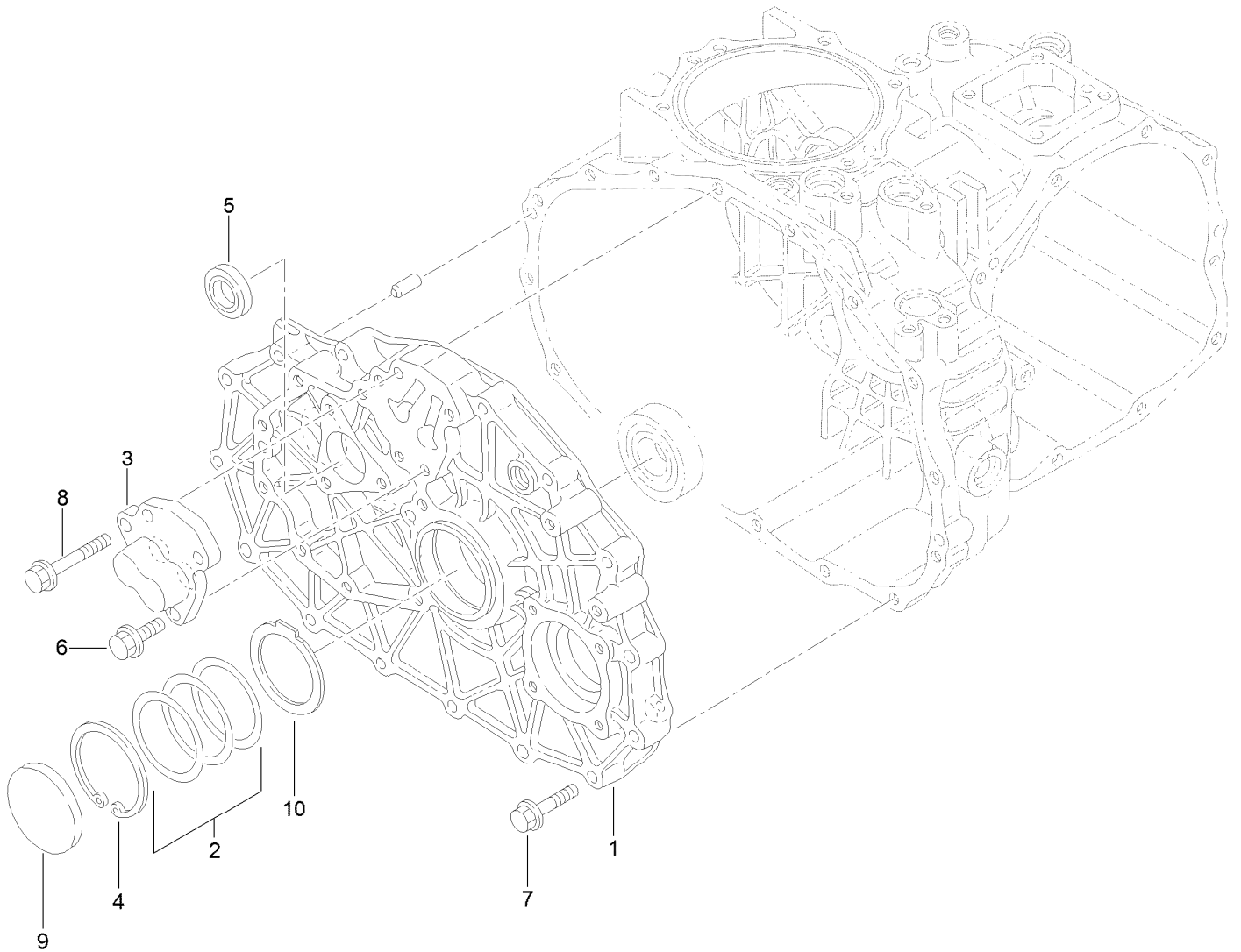
Ref.	Part Number	Qty.	Description	Ref.	Part Number	Qty.	Description
35	87-6910	1	Spring-Compression	51	127-3958	4	Nut-Lock, NI
36	66-9302	1	Screw-HHF, Whiz	52	3253-23	4	Washer-Lock
37	3256-4	1	Washer-Flat	53	327-5	4	Screw-HH
38	3290-357	1	Nut-HHF, Whiz	54	125-7959-03	1	Bracket-Fender
39	103-9511	2	Nut-Lock, NI	55	125-7960-03	1	Bracket-Fender
40	98-7977	5	Screw-HHF	56	3274-32	2	Screw-HSBH
41	33104-025	4	Screw-HHF	57	3256-27	4	Washer-Flat
42	92-3735	1	Seal-Sensor, Oil	59	3256-71	2	Washer-Flat
43	120-4800	1	Sensor-Geartooth	60	125-8106	1	Shim
44	33103-012	1	Screw-HHF	61	125-8107	1	Shim
46	33116-090	2	Screw-HH	63	3234-47	4	Screw-HHF
47	237-30	1	O-Ring	64	131-4257-03	2	Support-Park Brake
48	87-6710	1	Switch-Transmission	65	110-9380	2	Screw-HWH
49	104-8301	12	Nut-HF, NI	66	3272-6	2	Pin-Cotter
50	327-29	4	Screw-HH				

● Not serviced separately



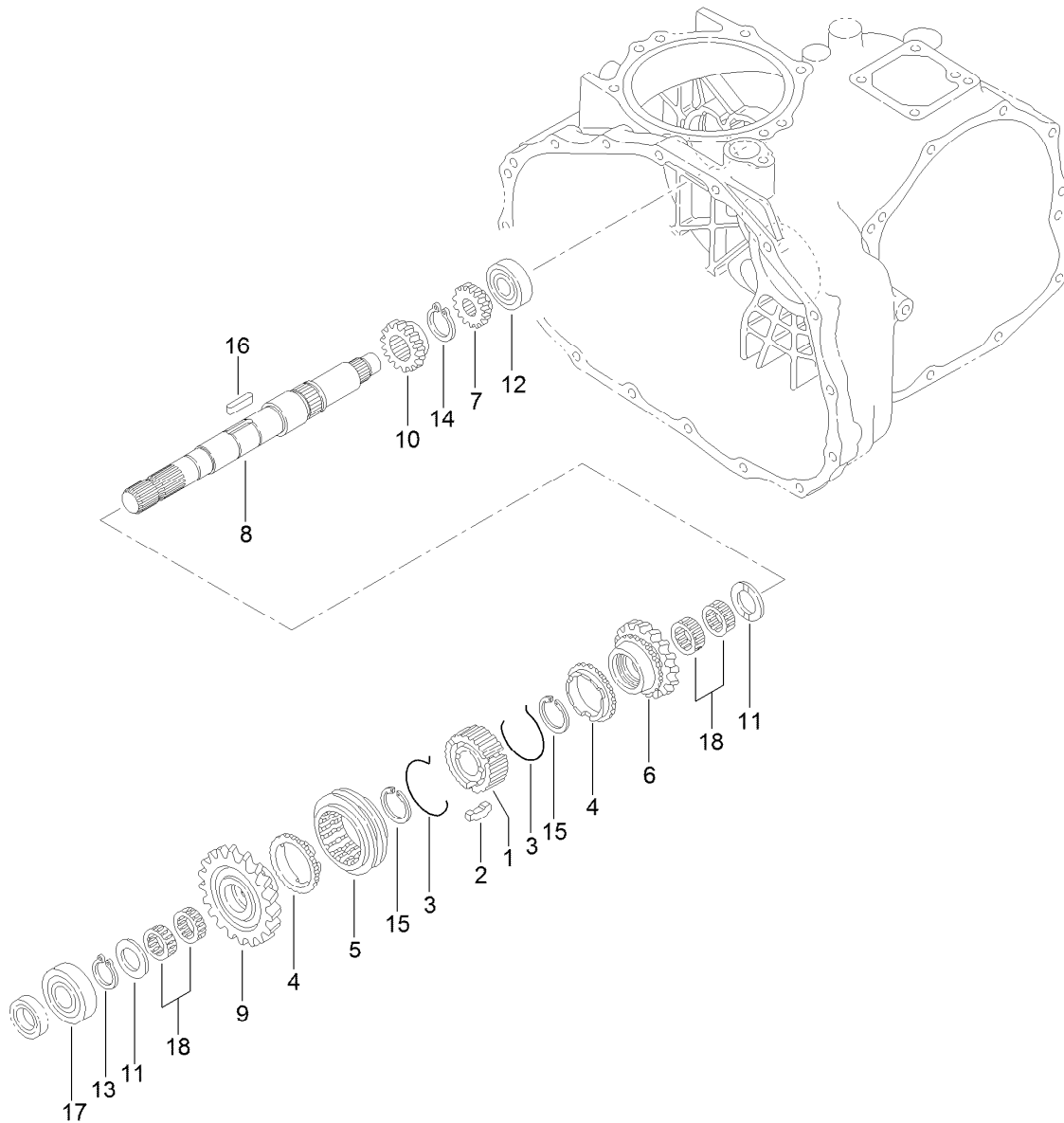
Case Assembly Transaxle Assembly No. 120-7610

<i>Ref.</i>	<i>Part Number</i>	<i>Qty.</i>	<i>Description</i>	<i>Ref.</i>	<i>Part Number</i>	<i>Qty.</i>	<i>Description</i>
2	92-0651	1	Case-Transmission	15	92-0787	1	O-Ring
3	92-3736	1	Cover ASM	16	92-0788	1	O-Ring
4	92-0653	1	Cover-Side	17	92-0790	1	O-Ring
5	92-0655	1	Cover-Seal, Axle	18	92-0793	1	Seal-Oil
6	127-3925	1	Breather	19	92-0796	5	Bolt
7	100-8594	1	Cover-Shaft, Input	20	100-6928	3	Bolt
8	100-8595	1	Cover-PTO	21	33114-025	8	Screw-HH
9	92-0662	1	Cap-Oil	23	33114-040	10	Screw-HH
10	100-6924	1	Plug	24	92-0804	1	Stud
11	100-6925	1	Plug	25	48-7930	1	Nut
12	92-0762	1	Washer-Spring	26	100-6926	1	Cap-Sealing
13	92-0765	4	Pin-Parallel	27	100-6927	1	Cap-Sealing
14	92-0773	1	Plug-Drain				



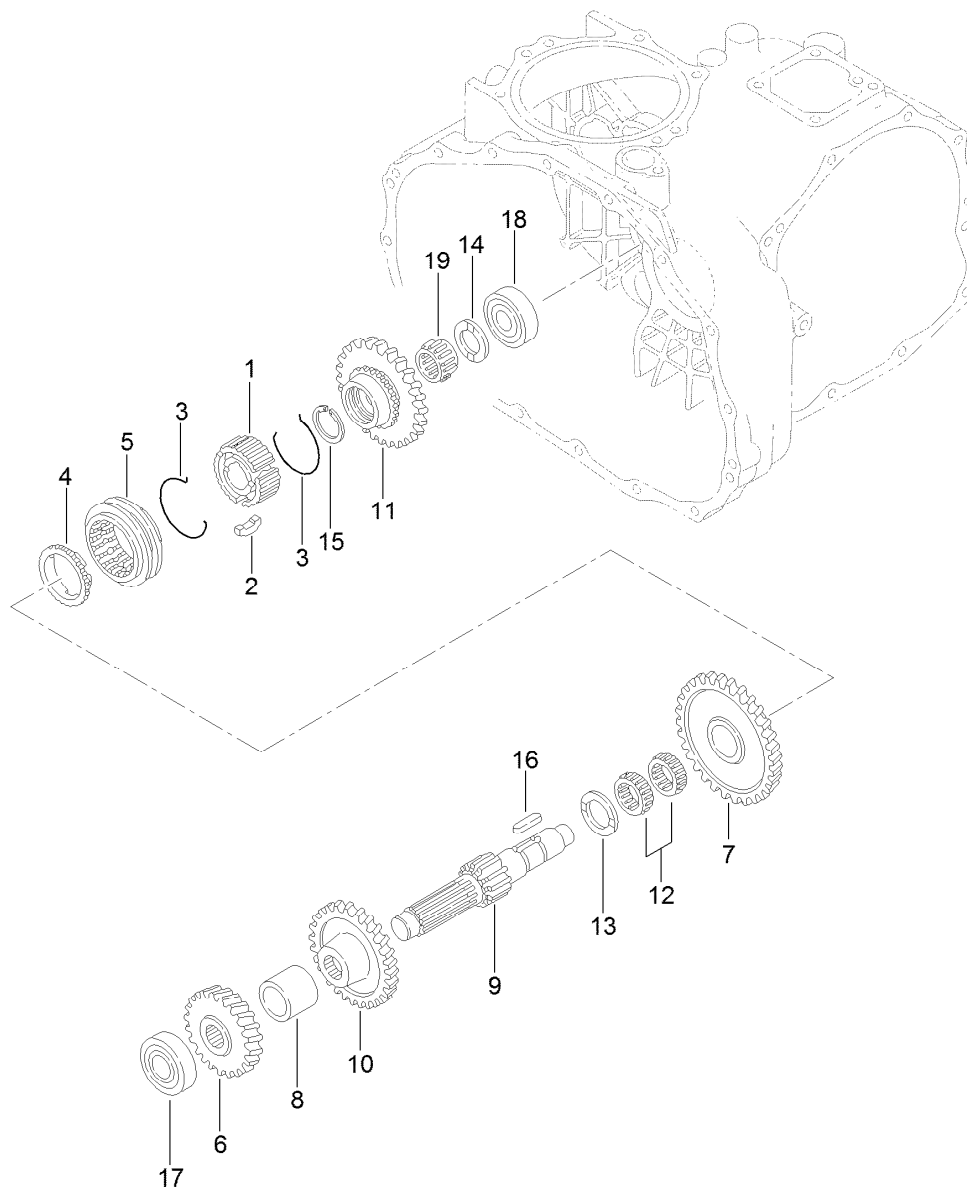
Center Plate Assembly Transaxle Assembly No. 120-7610

<i>Ref.</i>	<i>Part Number</i>	<i>Qty.</i>	<i>Description</i>
1	100-4461	1	Plate-Center
2	100-4460	1	Shim-Set
3	92-0706	1	Shaft-Fork
4	92-0759	1	Ring-Snap
5	92-0791	1	Seal-Oil
6	33114-025	3	Screw-HH
7	33114-040	15	Screw-HH
8	48-7560	1	Bolt-HH
9	92-0807	1	Cap-Sealing
10	100-4465	1	Shim (W/Tab)



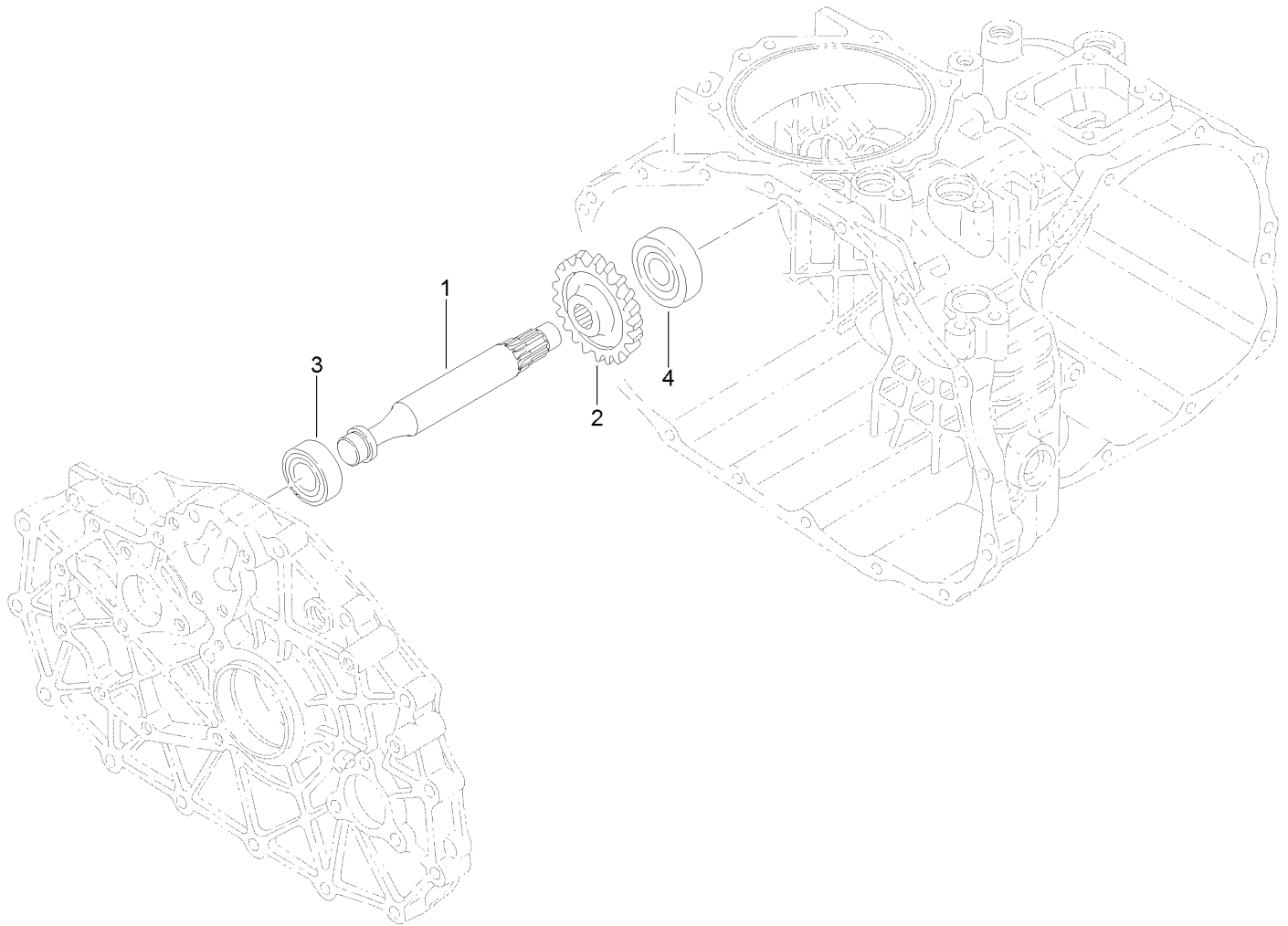
Main Shaft Assembly Transaxle Assembly No. 120-7610

<i>Ref.</i>	<i>Part Number</i>	<i>Qty.</i>	<i>Description</i>	<i>Ref.</i>	<i>Part Number</i>	<i>Qty.</i>	<i>Description</i>
1	92-0664	1	Hub-Synchro	10	100-8598	1	Gear-Main, 20 Tooth
2	92-0665	3	Key-Synchro	11	92-0740	2	Washer-Thrust
3	92-0666	2	Spring-Synchro	12	92-0650	1	Bearing
4	92-0667	2	Ring-Synchro	13	92-0753	1	Ring-Snap
5	92-0668	1	Shifter-Synchro	14	92-0754	1	Ring-Snap
6	127-3926	1	Gear-Main, 23T	15	92-0763	2	Ring-Snap
7	92-0673	1	Gear-Main, 14 Tooth	16	92-0772	1	Key
8	100-8596	1	Shaft-Main	17	251-8	1	Bearing-Ball
9	108-3694	1	Gear-Main, 36T	18	92-0781	4	Bearing-Needle



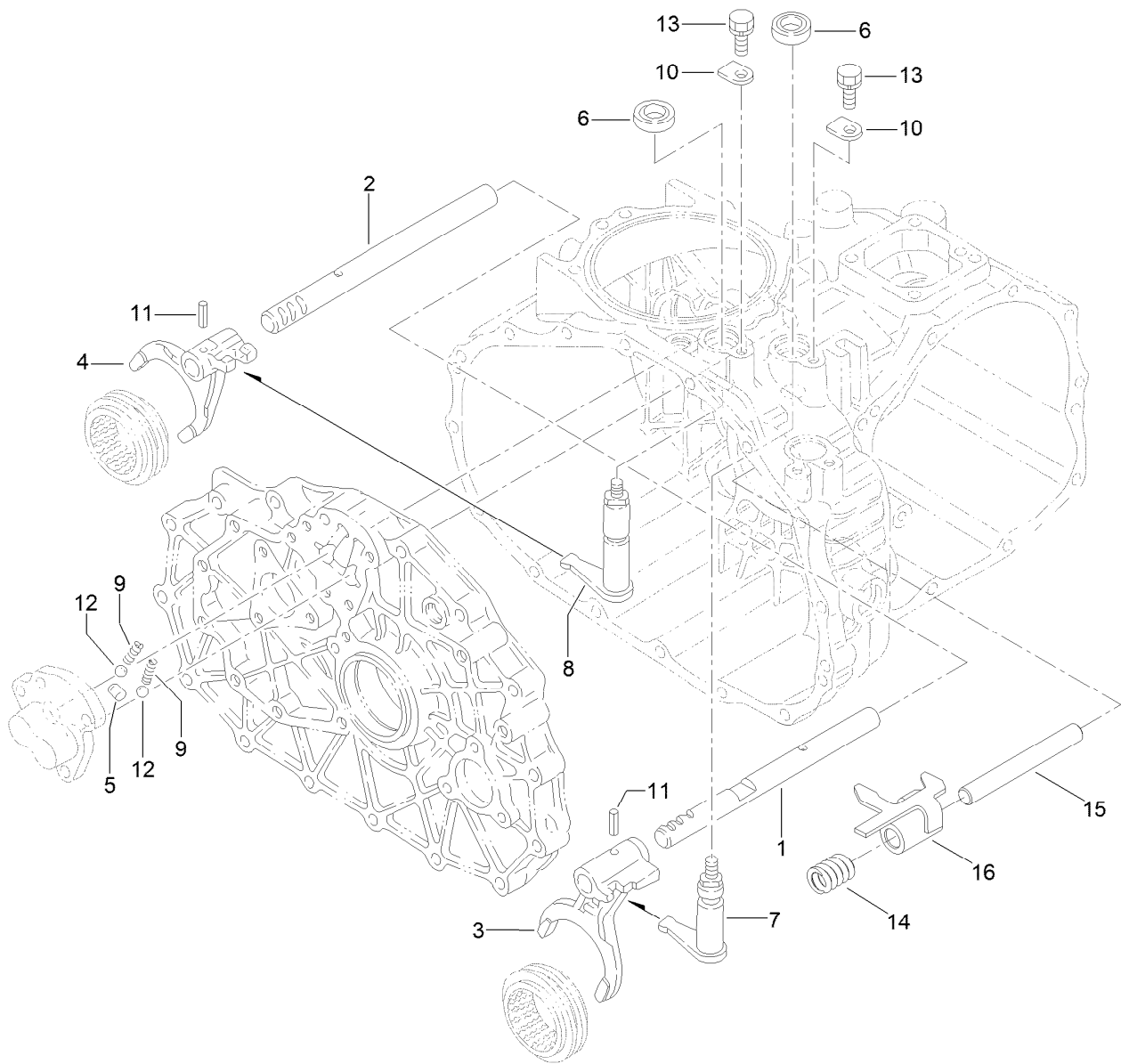
Reduction Shaft Assembly Transaxle Assembly No. 120-7610

<i>Ref.</i>	<i>Part Number</i>	<i>Qty.</i>	<i>Description</i>	<i>Ref.</i>	<i>Part Number</i>	<i>Qty.</i>	<i>Description</i>
1	92-0664	1	Hub-Synchro	11	92-0819	1	Gear-Reduction, 40 Tooth
2	92-0665	3	Key-Synchro	12	92-0681	2	Bearing-Needle
3	92-0666	2	Spring-Synchro	13	92-0682	1	Washer-Thrust
4	92-0667	1	Ring-Synchro	14	92-0740	1	Washer-Thrust
5	92-0668	1	Shifter-Synchro	15	92-0763	1	Ring-Snap
6	100-8599	1	Gear-Red, 25 Tooth	16	92-0772	1	Key
7	108-3697	1	Gear-Reduction, 47T	17	105-7985	1	Bearing
8	100-8601	1	Collar	18	92-0778	1	Bearing
9	127-3927	1	Shaft-Reduction	19	92-0782	1	Bearing-Needle
10	127-3928	1	Gear-Reduction, 31T				



Reverse Shaft Assembly Transaxle Assembly No. 120-7610

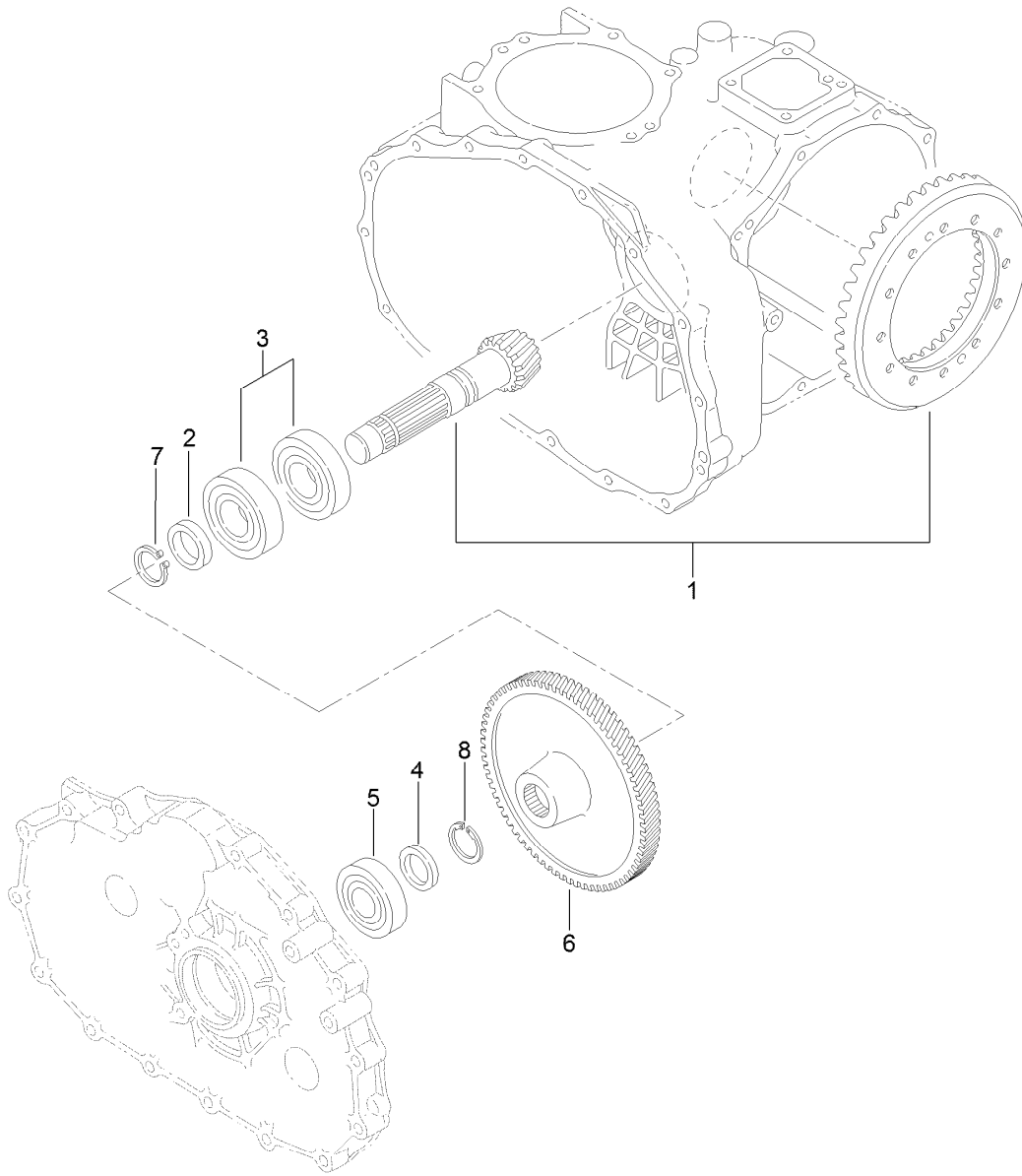
<i>Ref.</i>	<i>Part Number</i>	<i>Qty.</i>	<i>Description</i>
1	100-8602	1	Shaft-Idler, Reverse
2	92-0684	1	Gear-Reverse, 33 Tooth
3	251-346	1	Bearing-Ball
4	92-0778	1	Bearing



Main Shift Assembly Transaxle Assembly No. 120-7610

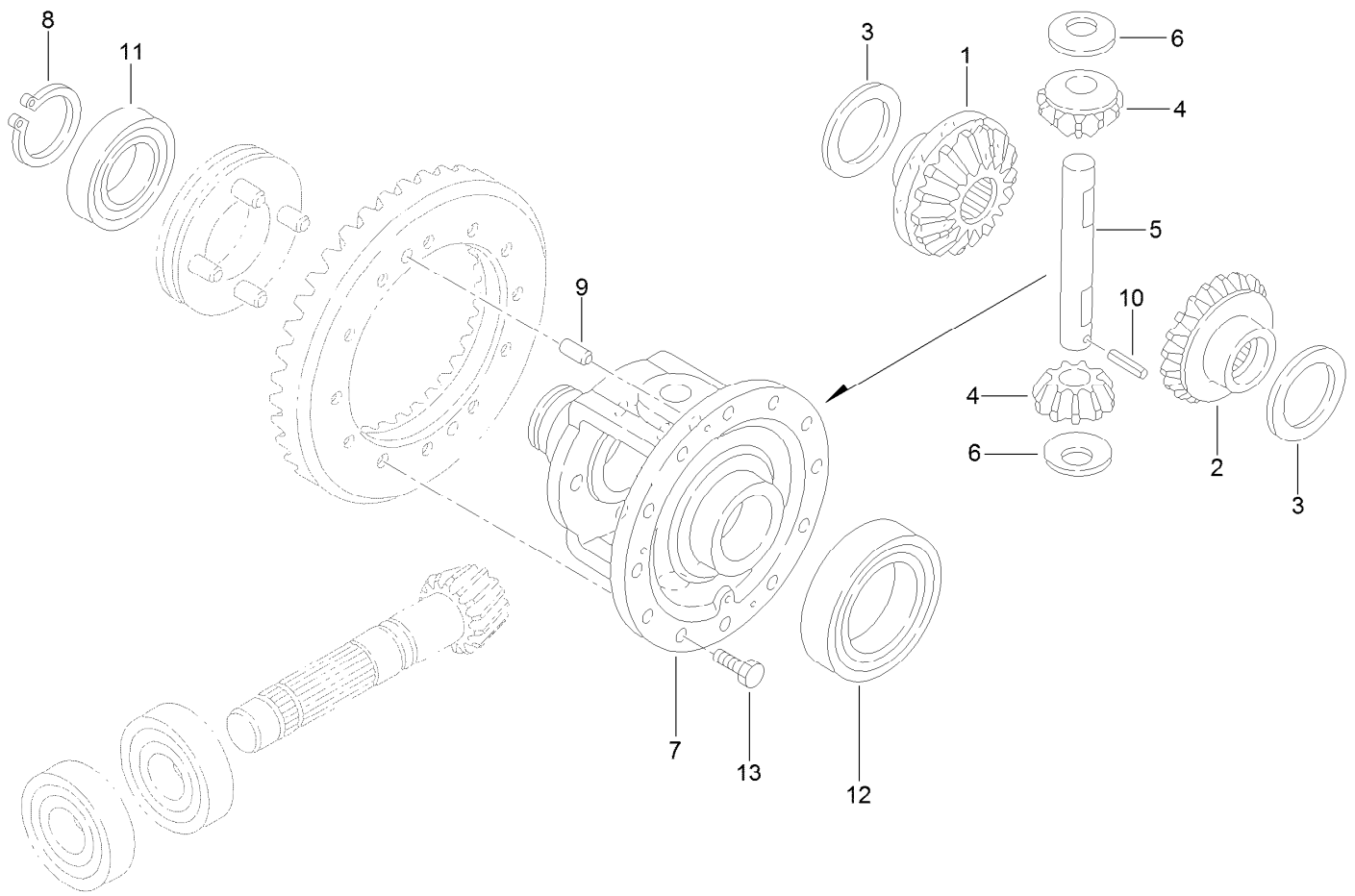
<i>Ref.</i>	<i>Part Number</i>	<i>Qty.</i>	<i>Description</i>	<i>Ref.</i>	<i>Part Number</i>	<i>Qty.</i>	<i>Description</i>
1	92-0698	1	Shaft-Fork	9	92-0731	2	Spring
2	92-0699	1	Shaft-Fork	10	92-0732	2	Plate-Keeper
3	92-0700	1	Fork-Shift	11	92-0769	2	Pin-Roll
4	92-0701	1	Fork-Shift	12	92-0785	2	Ball-Steel
5	92-0705	1	Lock-Spindle	13	33114-016	2	Screw-HH
6	92-0729	2	Seal-Oil	14	127-3931	1	Spring-Switch ●
7	127-3929	1	Arm-Shift	15	127-3932	1	Shaft-Switch ●
8	127-3930	1	Arm-Shift	16	127-3933	1	Plate-Switch ●

● Not illustrated



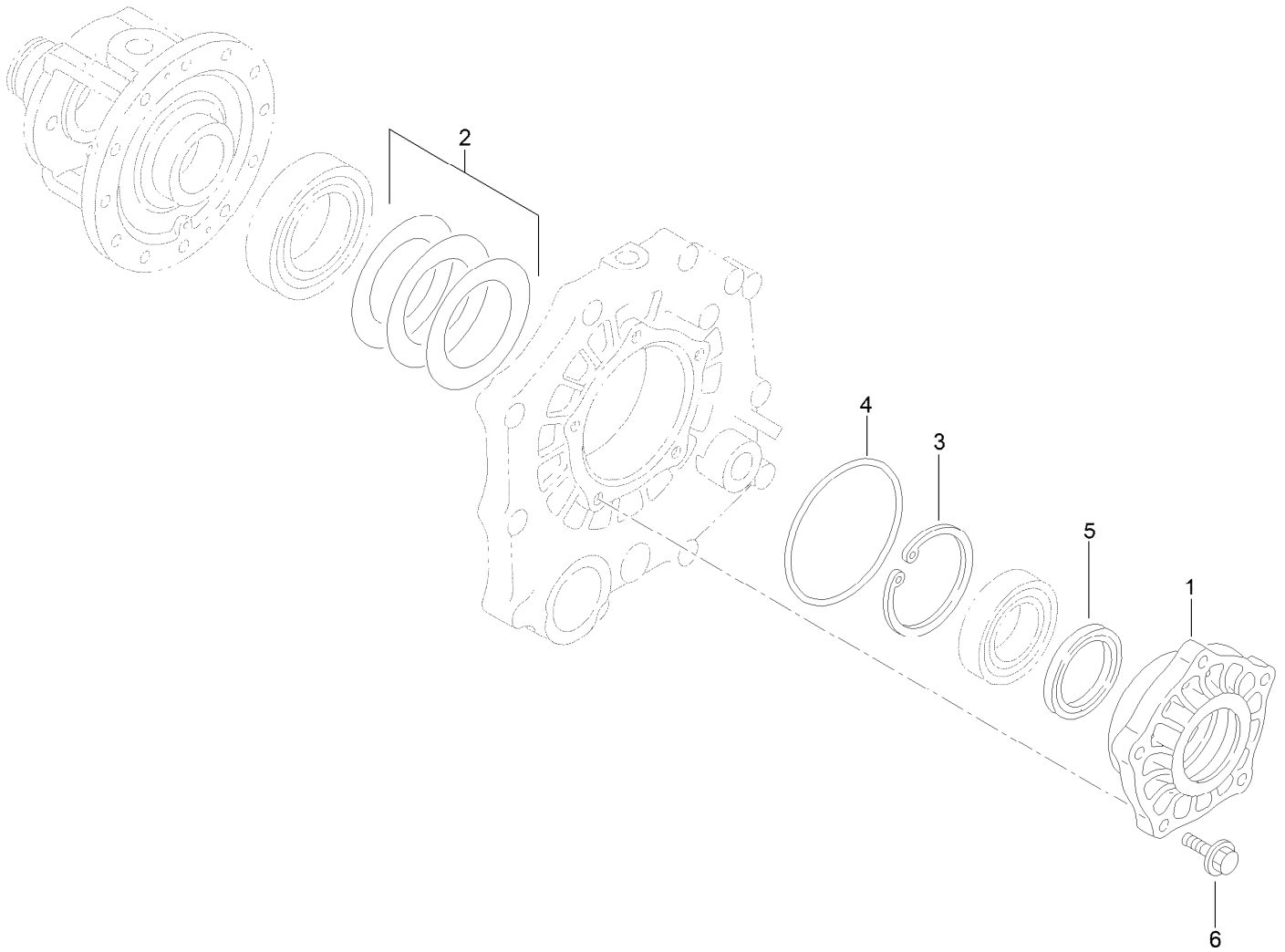
Counter Shaft Assembly Transaxle Assembly No. 120-7610

<i>Ref.</i>	<i>Part Number</i>	<i>Qty.</i>	<i>Description</i>
1	92-0710	1	Gear-Ring
2	92-0713	1	Collar
3	92-0714	2	Bearing
4	92-0716	1	Collar
5	92-0712	1	Bearing-Ball
6	100-8603	1	Gear-Count
7	92-0755	1	Ring-Snap
8	92-0764	1	Ring-Snap



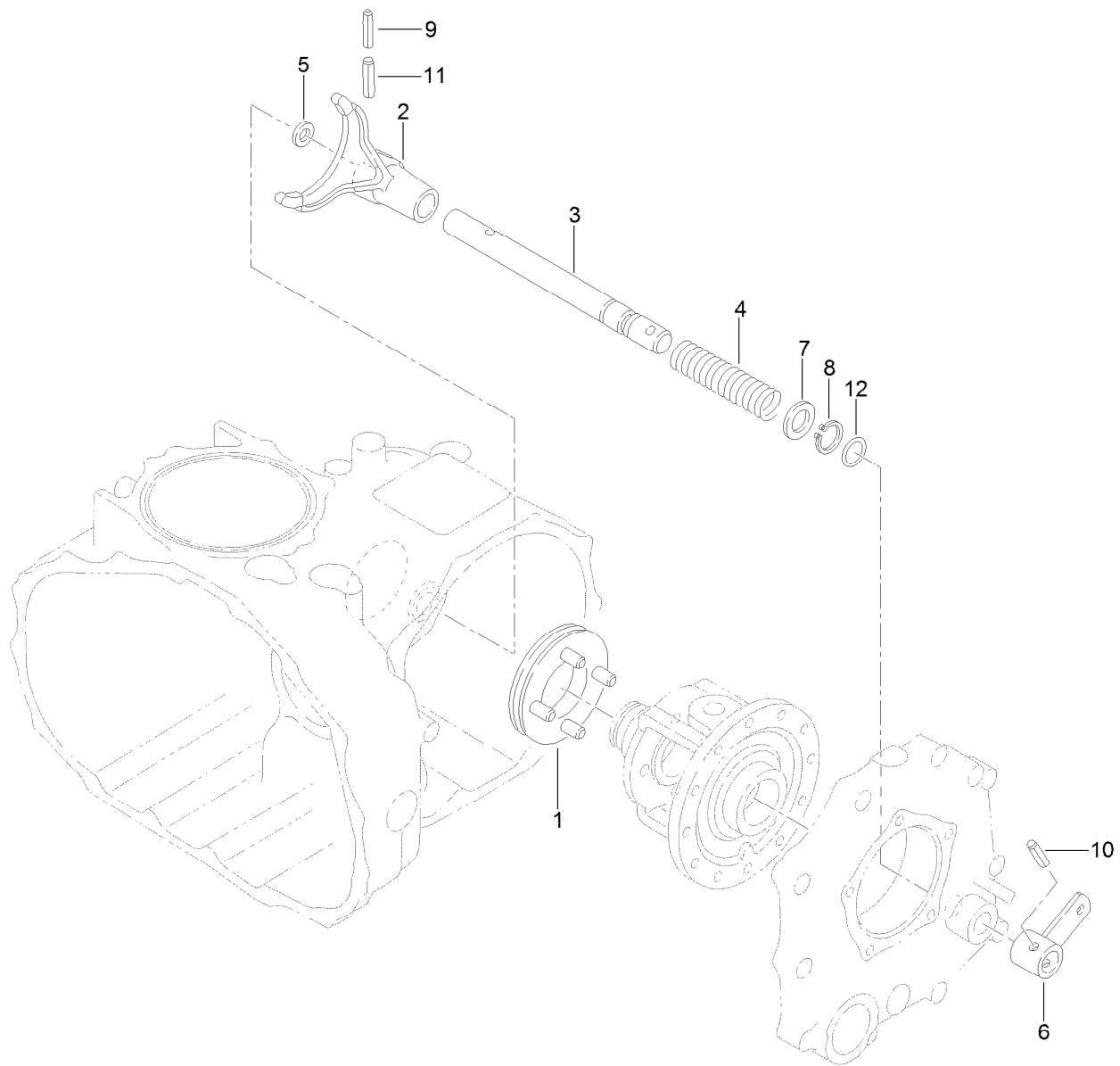
Differential Gear Assembly Transaxle Assembly No. 120-7610

<i>Ref.</i>	<i>Part Number</i>	<i>Qty.</i>	<i>Description</i>
1	92-0745	1	Gear-Side, LH
2	92-0746	1	Gear-Side, RH
3	92-0747	2	Side-Gear, Left Inner
4	92-0748	2	Pinion-Differential
5	92-0749	1	Shaft-Pinion
6	92-0750	2	Washer
7	92-0720	1	Case-Differential
8	92-0756	1	Ring-Snap
9	92-0765	2	Pin-Parallel
10	92-0768	1	Pin-Roll, Spring
11	92-0775	1	Bearing
12	92-0776	1	Bearing
13	92-0803	12	Bolt



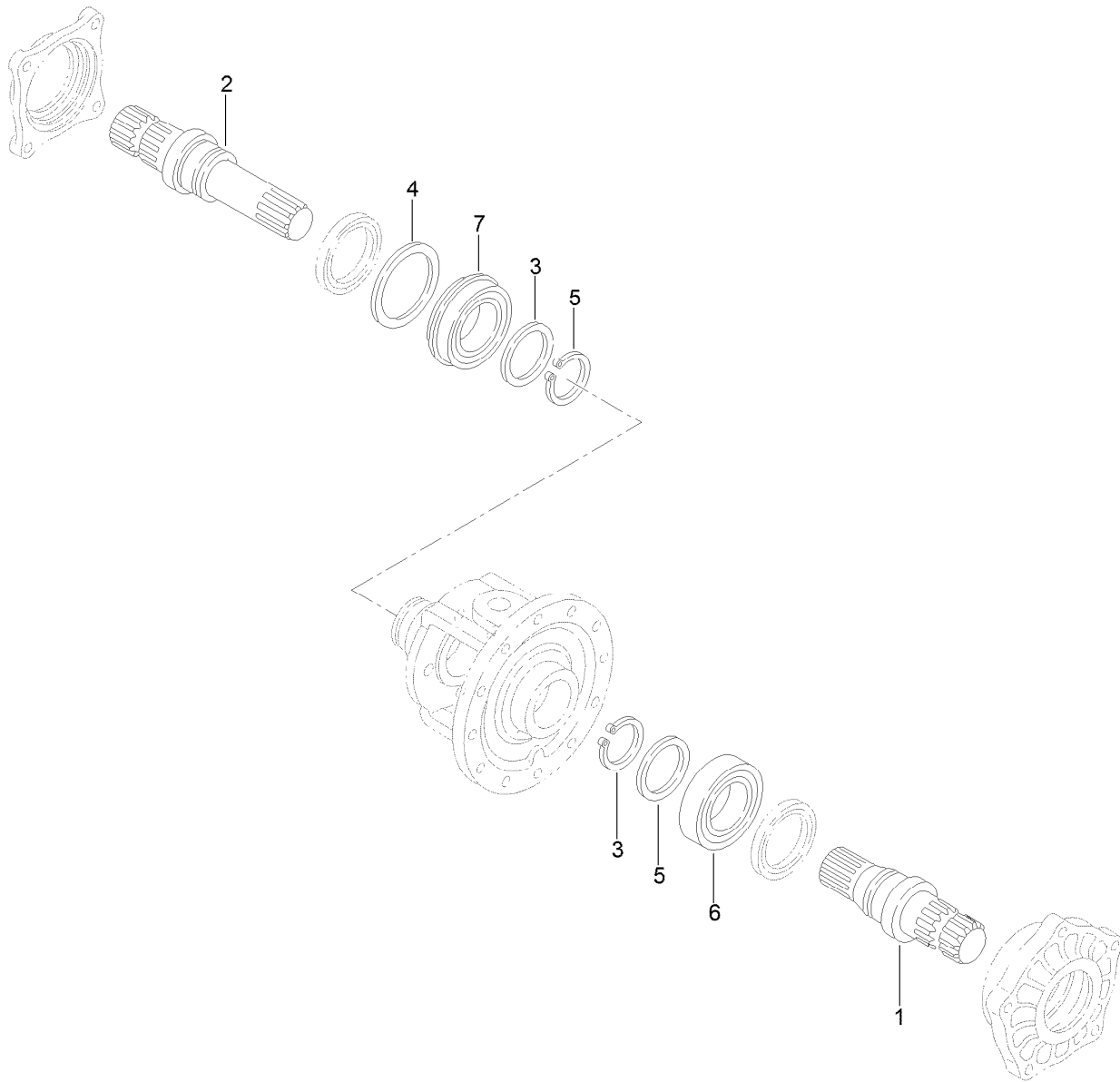
Differential Carrier Assembly Transaxle Assembly No. 120-7610

<i>Ref.</i>	<i>Part Number</i>	<i>Qty.</i>	<i>Description</i>
1	92-0654	1	Carrier-Differential
2	92-0809	1	Set-Shim
3	92-0760	1	Ring-Snap
4	92-0789	1	O-Ring
5	92-0793	1	Seal-Oil
6	48-7730	5	Screw-Cap, HH



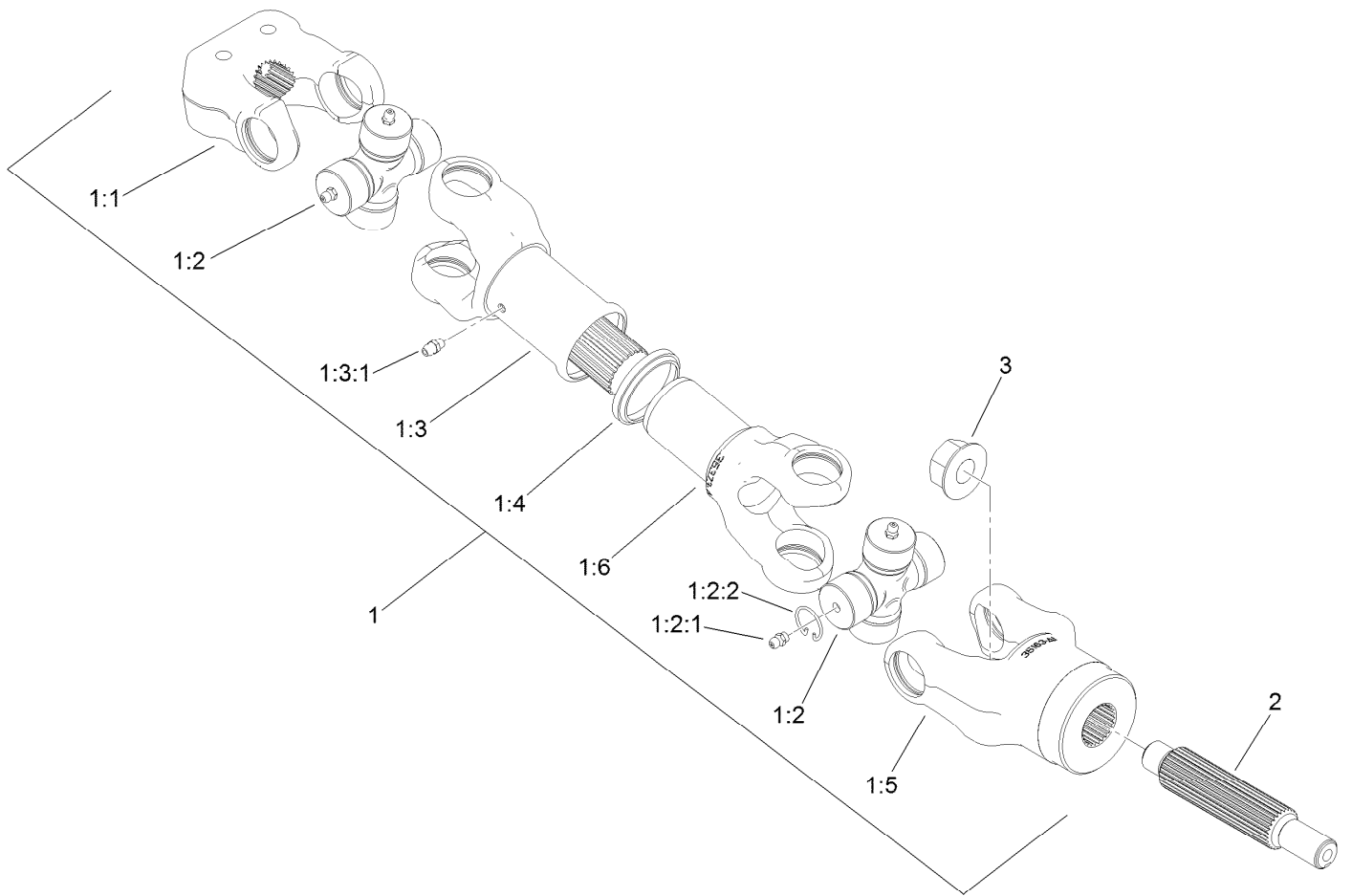
Differential Lock Assembly Transaxle Assembly No. 120-7610

<i>Ref.</i>	<i>Part Number</i>	<i>Qty.</i>	<i>Description</i>
1	92-0730	1	Slider-Differential, Lock
2	92-0721	1	Fork-Lock, Differential
3	92-0722	1	Shaft-Fork, Lock Differential
4	92-0723	1	Spring-Lock, Differential
5	92-0744	1	Washer
6	92-0724	1	Arm-Lock, Differential
7	92-0733	1	Washer
8	92-0753	1	Ring-Snap
9	92-0768	1	Pin-Roll, Spring
10	92-0770	1	Pin-Roll, Spring
11	92-0771	1	Pin-Roll, Spring
12	92-0787	1	O-Ring



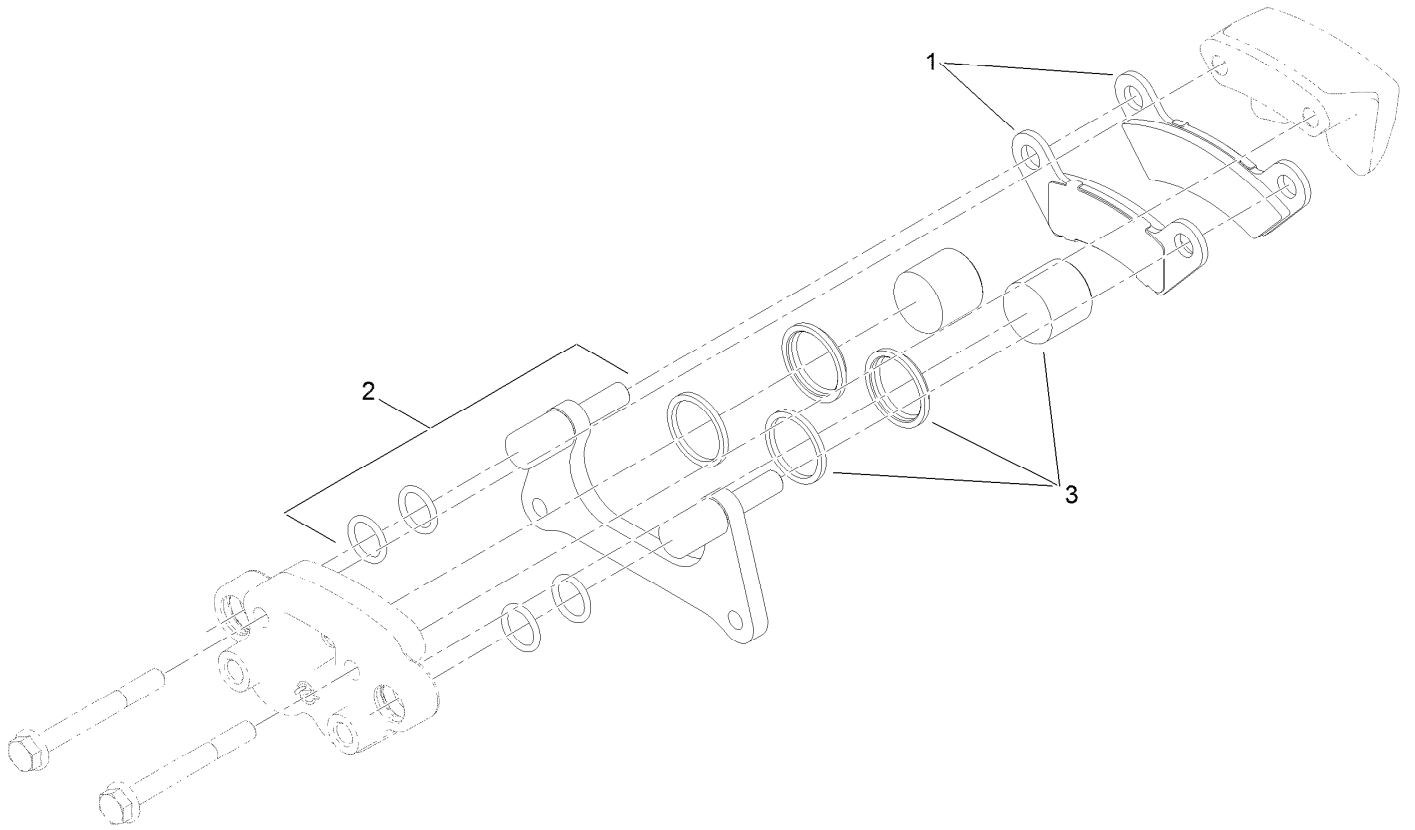
Axle Shaft Assembly Transaxle Assembly No. 120-7610

<i>Ref.</i>	<i>Part Number</i>	<i>Qty.</i>	<i>Description</i>
1	92-0725	1	Shaft-Axle, Left
2	92-0726	1	Shaft-Axle, Right
3	92-0727	2	Washer
4	92-0728	1	Washer
5	92-0756	2	Ring-Snap
6	92-0775	1	Bearing
7	92-0780	1	Bearing



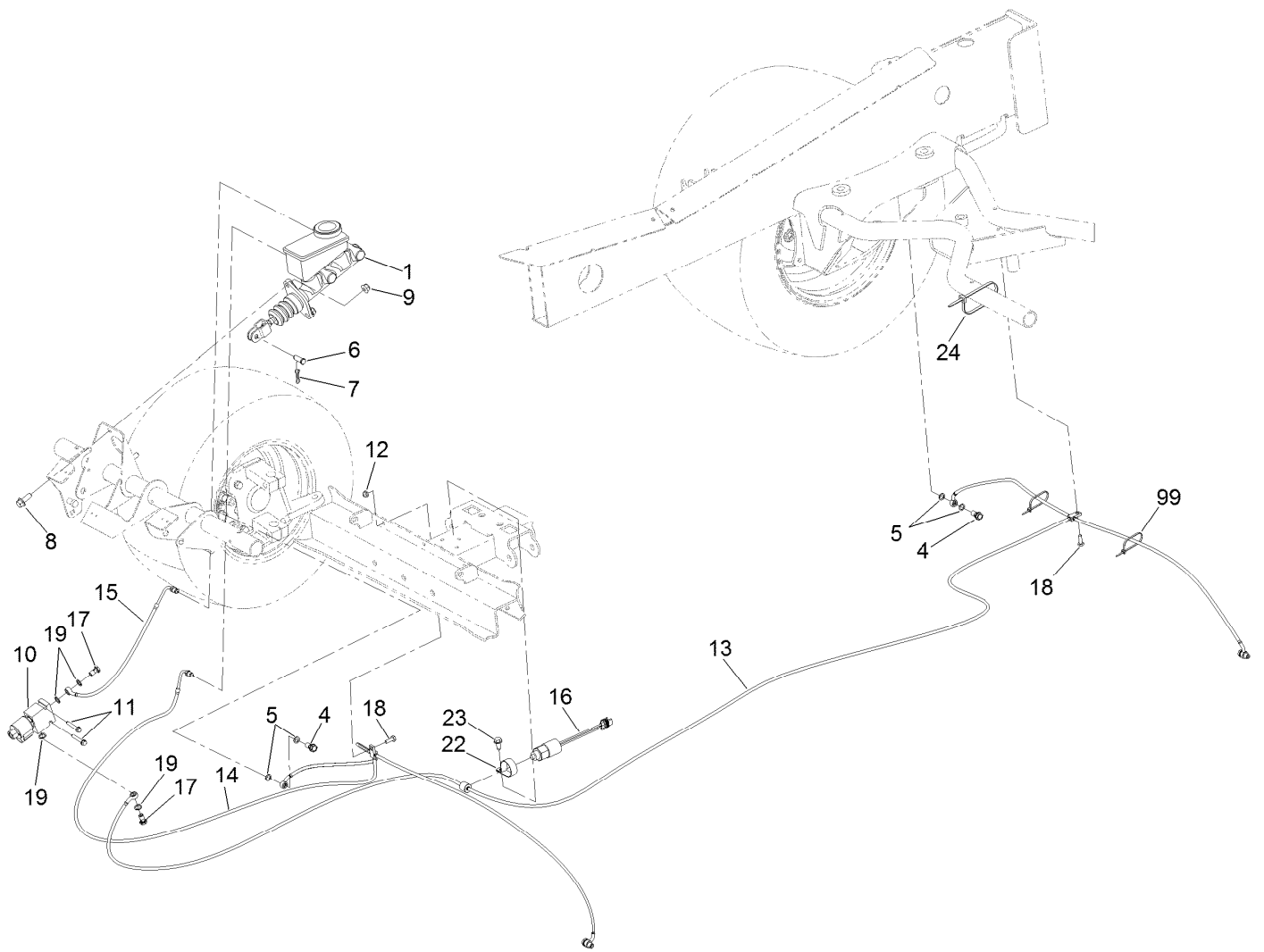
Driveshaft Assembly

Ref.	Part Number	Qty.	Description
1	114-8367	1	Driveshaft ASM
1:1	98-2940	1	Yoke
1:2	92-4187	2	Cross And Bearing Kit
1:2:1	302-58	4	Fitting-Straight
1:2:2	92-4188	4	Ring-Snap
1:3	92-4179	1	Yoke-Tube, Shaft And Seal
1:3:1	302-5	1	Fitting-Grease
1:4	92-4180	1	Seal
1:5	115-2351	1	Yoke
1:6	92-4182	1	Yoke-Telescoping
2	115-7771	1	Shaft-Splined
3	32128-53	1	Nut-HF



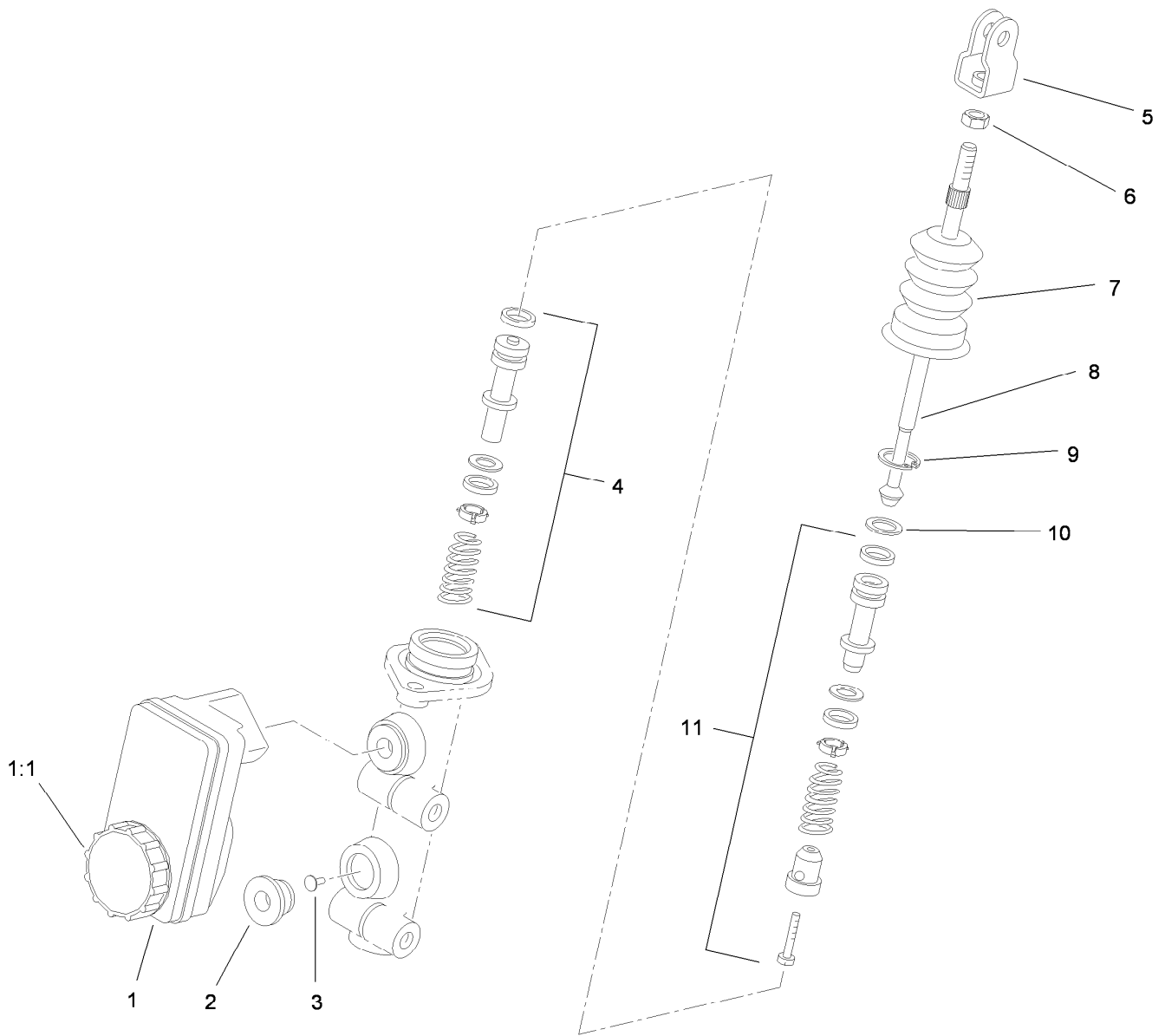
Brake Caliper Assembly No. 127-7424

<i>Ref.</i>	<i>Part Number</i>	<i>Qty.</i>	<i>Description</i>
1	119-9510	1	Pads-Brake
2	119-9511	1	Bracket Kit
3	133-0614	1	Piston Kit



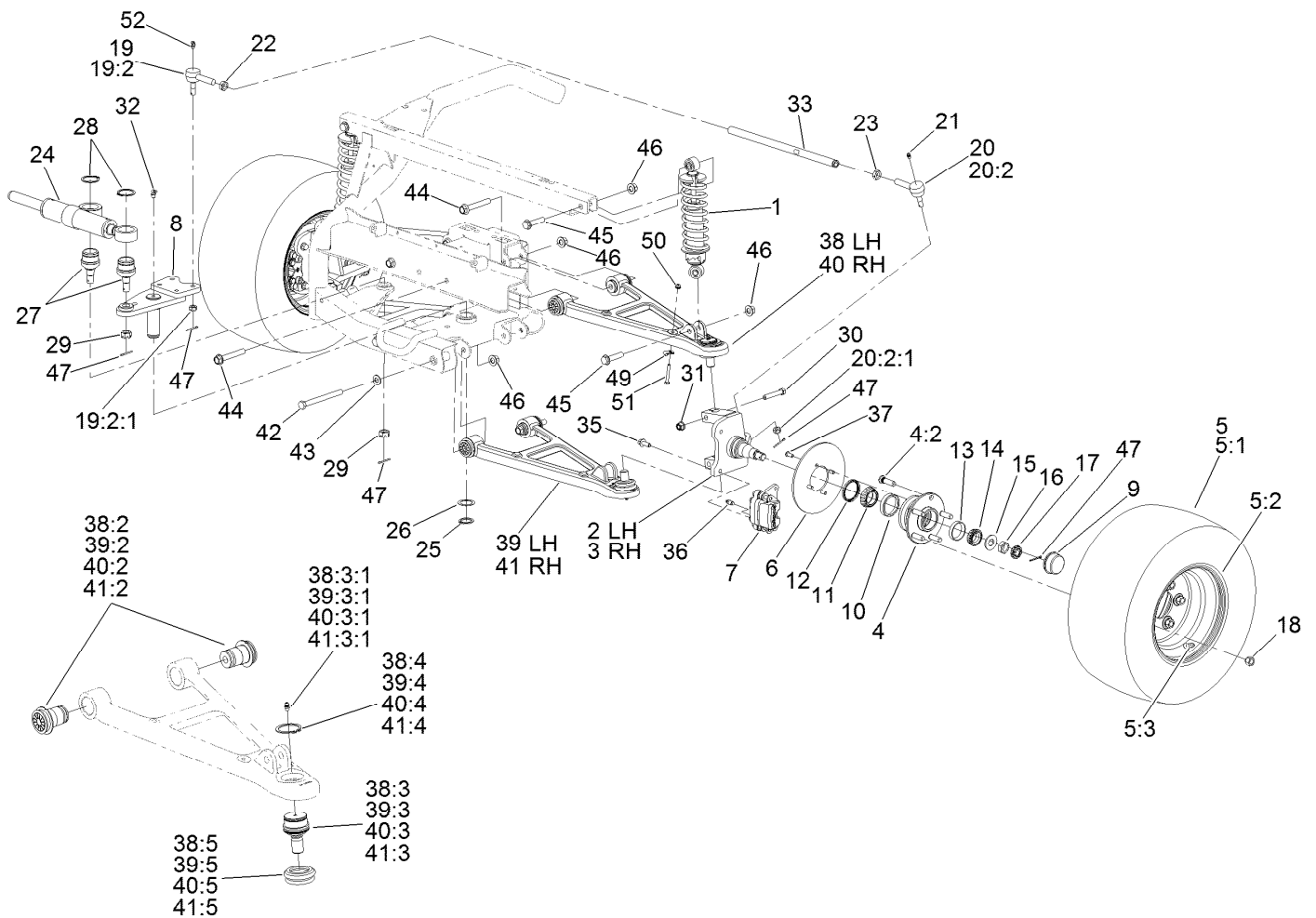
Brake Hydraulic Assembly

<i>Ref.</i>	<i>Part Number</i>	<i>Qty.</i>	<i>Description</i>	<i>Ref.</i>	<i>Part Number</i>	<i>Qty.</i>	<i>Description</i>
1	104-6782	1	Master Cylinder ASM	14	125-7999	1	Line-Brake, Front
4	120-4875	4	Bolt-Flange, Banjo	15	125-8000	1	Line-Brake, Solenoid
5	115-2341	8	Washer-Banjo	16	130-7148	1	Switch-Pressure
6	283-2	1	Pin-Clevis	17	125-8005	2	Bolt-Banjo
7	119-1415	1	Pin-Cotter, Locking	18	321-4	2	Screw-HH
8	3234-11	2	Screw-HHF	19	127-3914	4	Washer-Banjo
9	104-8301	2	Nut-HF, NI	22	2412-74	1	R-Clamp
10	125-0900	1	Valve-Brake Hold	23	32104-32	1	Screw-HWH
11	94-2691	2	Screw-HWH	24	3290-378	3	Tie-Cable
12	104-7201	1	Nut-HF	99	3290-379	6	Tie-Cable
13	125-7998	1	Line-Brake, Rear				



Master Cylinder Assembly No. 104-6782

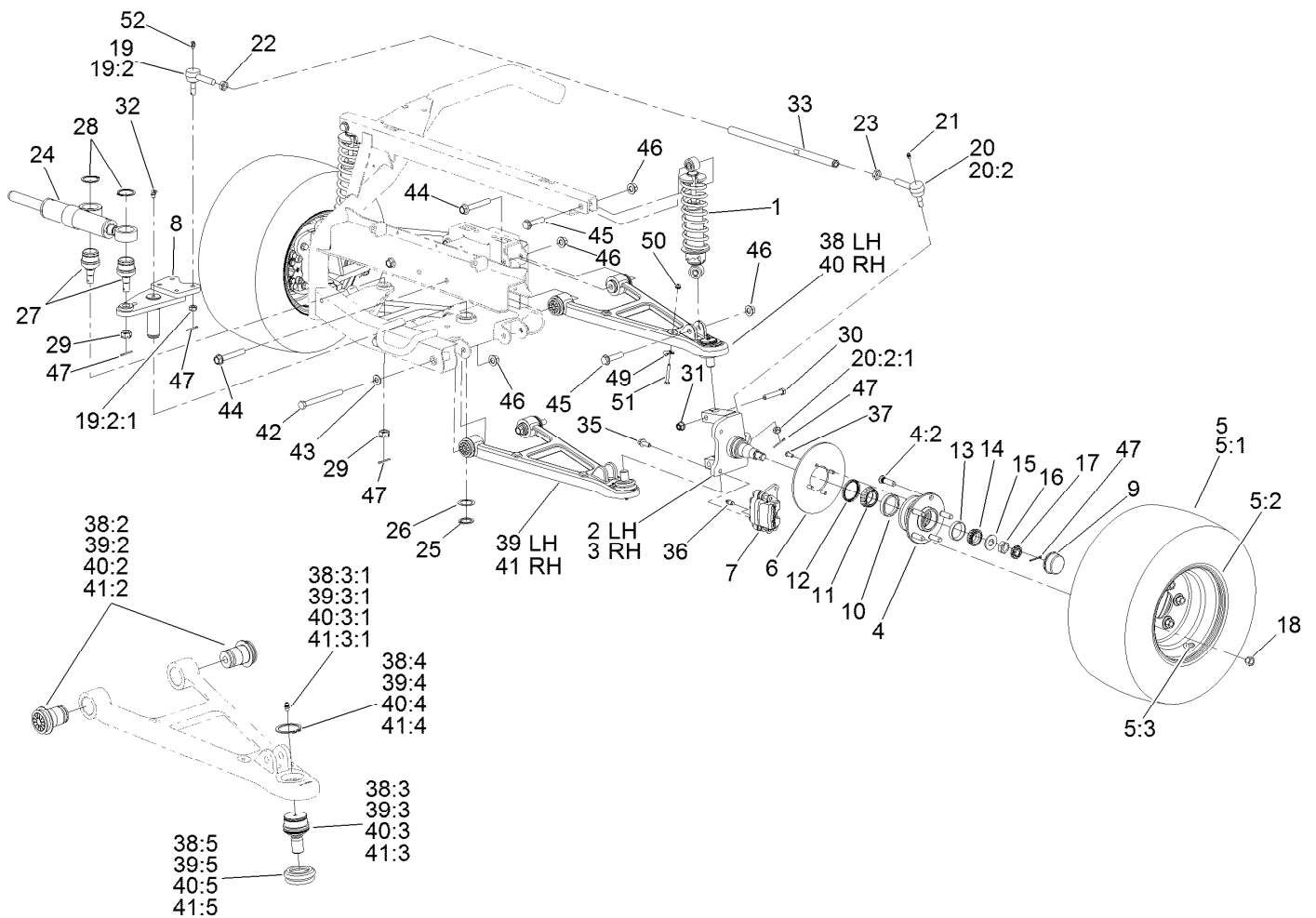
Ref.	Part Number	Qty.	Description
1	104-6845	1	Reservoir ASM
1:1	92-4112	1	Cap ASM
2	93-8971	2	Seal-Port, Flange
3	92-4103	1	Pin-Stop
4	92-4102	1	Secondary Piston ASM
5	92-4110	1	Clevis
6	21-0360	1	Nut-Hex
7	94-5209	1	Cover-Dust
8	94-5210	1	Rod-Push
9	92-4109	1	Ring-Snap
10	92-4108	1	Retainer-Washer
11	92-4101	1	Primary Piston ASM



Front Suspension Assembly

Ref.	Part Number	Qty.	Description	Ref.	Part Number	Qty.	Description
1	137-4287	2	Coil Over Shock ASM	15	93-0309	2	Washer-Tab
2	125-0730-03	1	Spindle-LH	16	3220-7	2	Nut-Jam
3	125-0723-03	1	Spindle-RH	17	93-0307	2	Nut-Lock, Retainer
4	117-8071	2	Hub ASM	18	242-50	10	Nut-Lug
4:2	10-6830	5	Stud-Type, Drive	19	112772-03	2	Joint-Ball, RH
5	125-0763	2	Tire And Wheel ASM	19:2		1	Socket-Balljoint ●
5:1	120-7639	1	Tire	19:2:1	915031	1	Nut
5:2	125-0764	1	Wheel	20	112771-03	2	Joint-Ball, LH
5:3	232-27	1	Stem-Valve	20:2		1	Socket-Balljoint ●
6	136-6295	2	Rotor-Brake	20:2:1	915031	1	Nut
7	127-7424	2	Brake Caliper ASM	21	302-5	2	Fitting-Grease
8	125-0750-03	1	Arm-Pitman	22	3220-11	2	Nut-Jam
9	241-119	2	Cap-Dust	23	3218-21	2	Nut-Jam
10	254-107	2	Cup-Bearing, Tapered	24	125-0720	1	Cylinder-Hydraulic, Steering
11	254-106	2	Cone-Bearing, Tapered	25	32151-77	1	Ring-Retaining, External
12	108-7019	2	Seal-Shaft	26	76-2980	1	Washer-Thrust
13	254-72	2	Bearing-Cup, Tapered	27	117-9875	2	Joint-Ball
14	254-94	2	Bearing-Cone, Tapered	28	32151-104	2	Ring-Retaining, External
19:2:1	38:2						
	39:2						
	40:2						
	41:2						
	38:3:1						
	39:3:1						
	40:3:1						
	41:3:1						
	38:4						
	39:4						
	40:4						
	41:4						
	38:3						
	39:3						
	40:3						
	41:3						
	38:5						
	39:5						
	40:5						
	41:5						

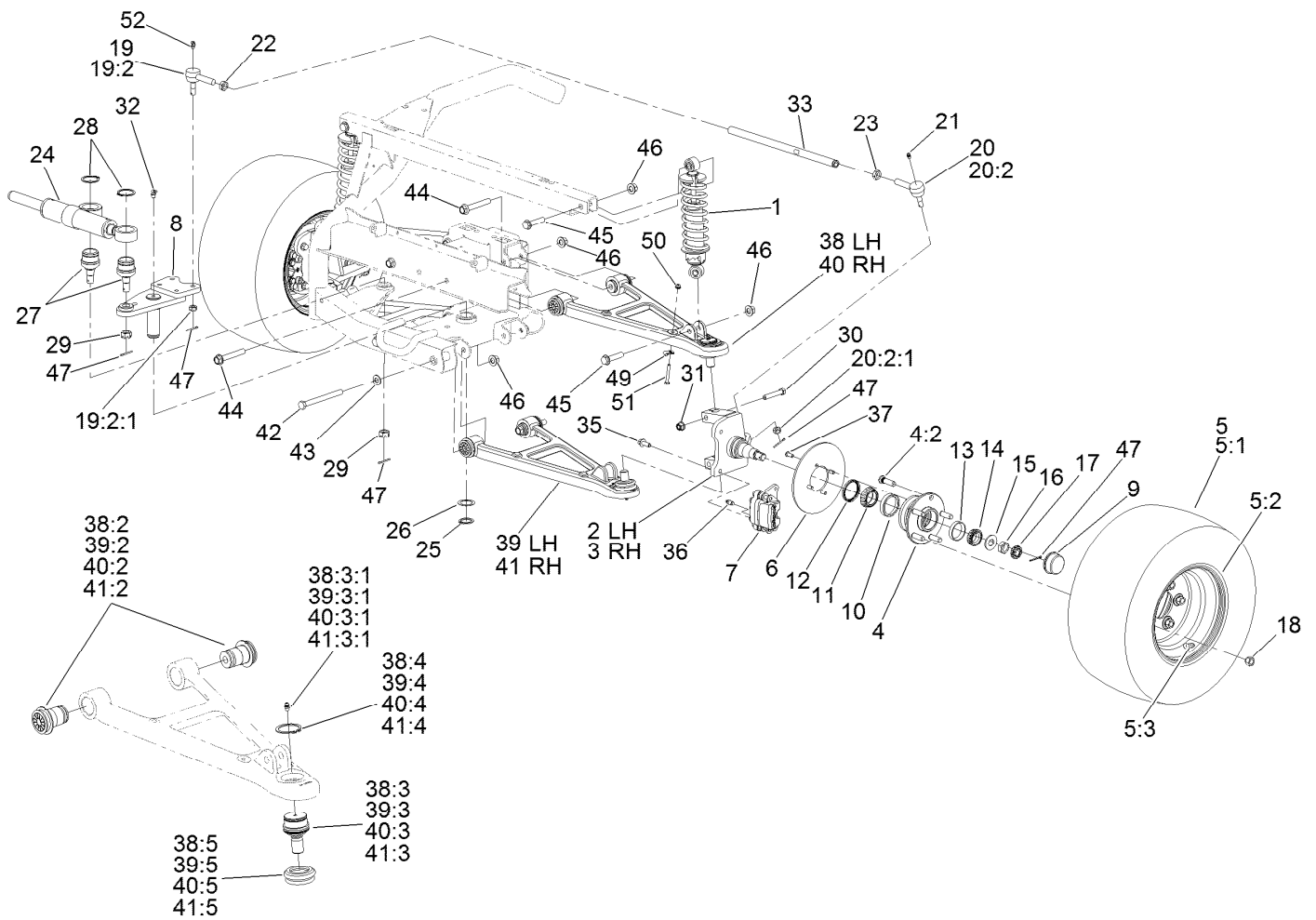
● Not serviced separately



Front Suspension Assembly (continued)

Ref.	Part Number	Qty.	Description	Ref.	Part Number	Qty.	Description
29	32136-2	2	Nut-SHH	39:4	32151-104	1	Ring-Retaining, External
30	324-10	4	Screw-HH	39:5	87-2420	1	Seal-Joint, Ball
31	114-8417	4	Nut-HF, NI	40	125-8023	1	RH Upper Control Arm ASM
32	302-33	1	Fitting-Grease	40:2	87-1450	2	Bushing-Flange
33	115-7654	2	Tie Rod	40:3	115-2165	1	Ball Joint
35	3234-11	4	Screw-HHF	40:3:1	302-5	1	Fitting-Grease
36	119-9509	2	Screw-Bleed	40:4	32151-104	1	Ring-Retaining, External
37	3274-55	8	Screw-HSBH	40:5	87-2420	1	Seal-Joint, Ball
38	125-8021	1	LH Upper Control Arm ASM	41	125-8024	1	RH Lower Control Arm ASM
38:2	87-1450	2	Bushing-Flange	41:2	87-1450	2	Bushing-Flange
38:3	115-2165	1	Ball Joint	41:3	115-2165	1	Ball Joint
38:3:1	302-5	1	Fitting-Grease	41:3:1	302-5	1	Fitting-Grease
38:4	32151-104	1	Ring-Retaining, External	41:4	32151-104	1	Ring-Retaining, External
38:5	87-2420	1	Seal-Joint, Ball	41:5	87-2420	1	Seal-Joint, Ball
39	125-8022	1	LH Lower Control Arm ASM	42	325-22	2	Screw-HH
39:2	87-1450	2	Bushing-Flange	43	3256-26	2	Washer-Flat
39:3	115-2165	1	Ball Joint	44	114-8419	6	Screw-HHF
39:3:1	302-5	1	Fitting-Grease	45	3234-46	4	Screw-HHF

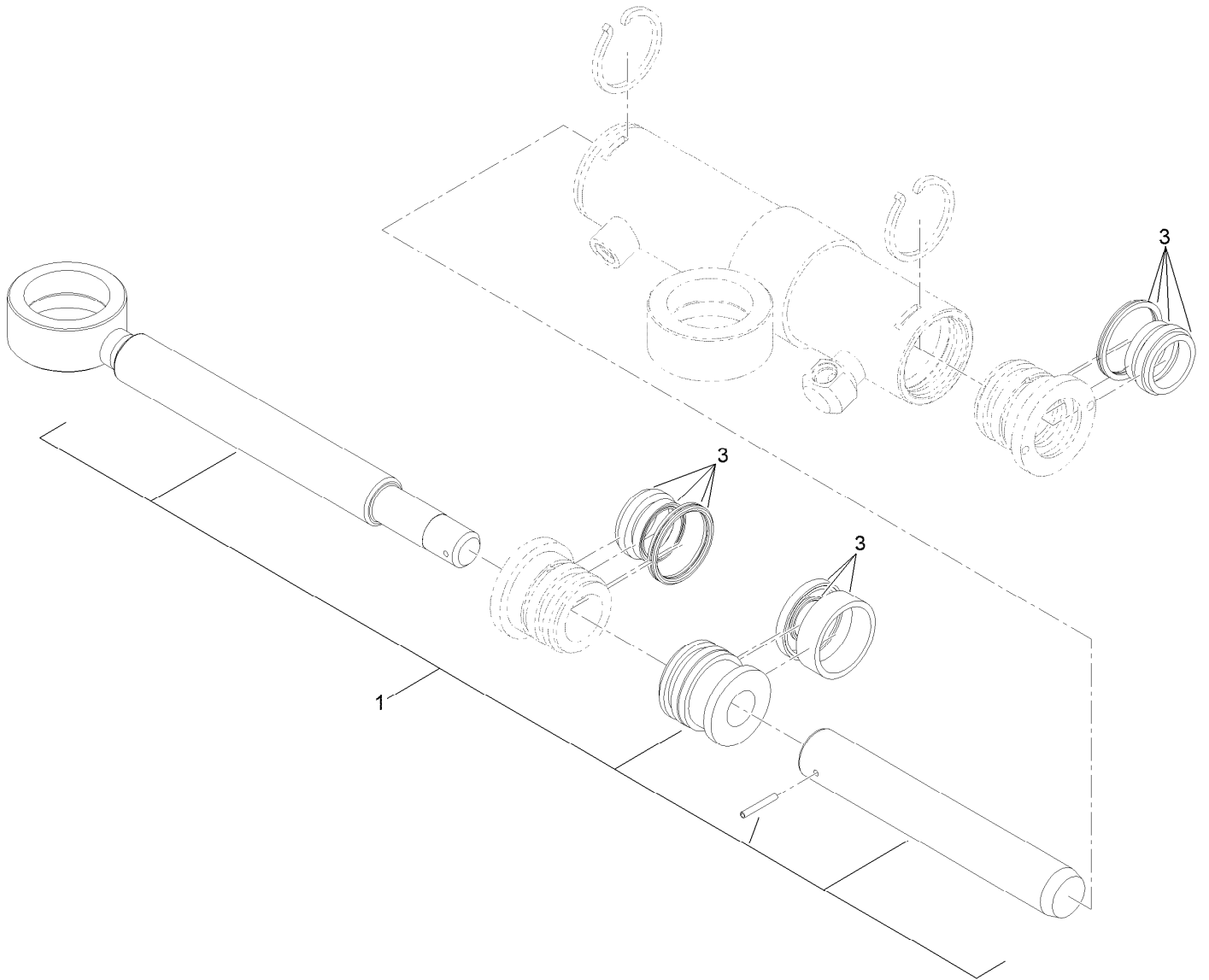
● Not serviced separately



Front Suspension Assembly (continued)

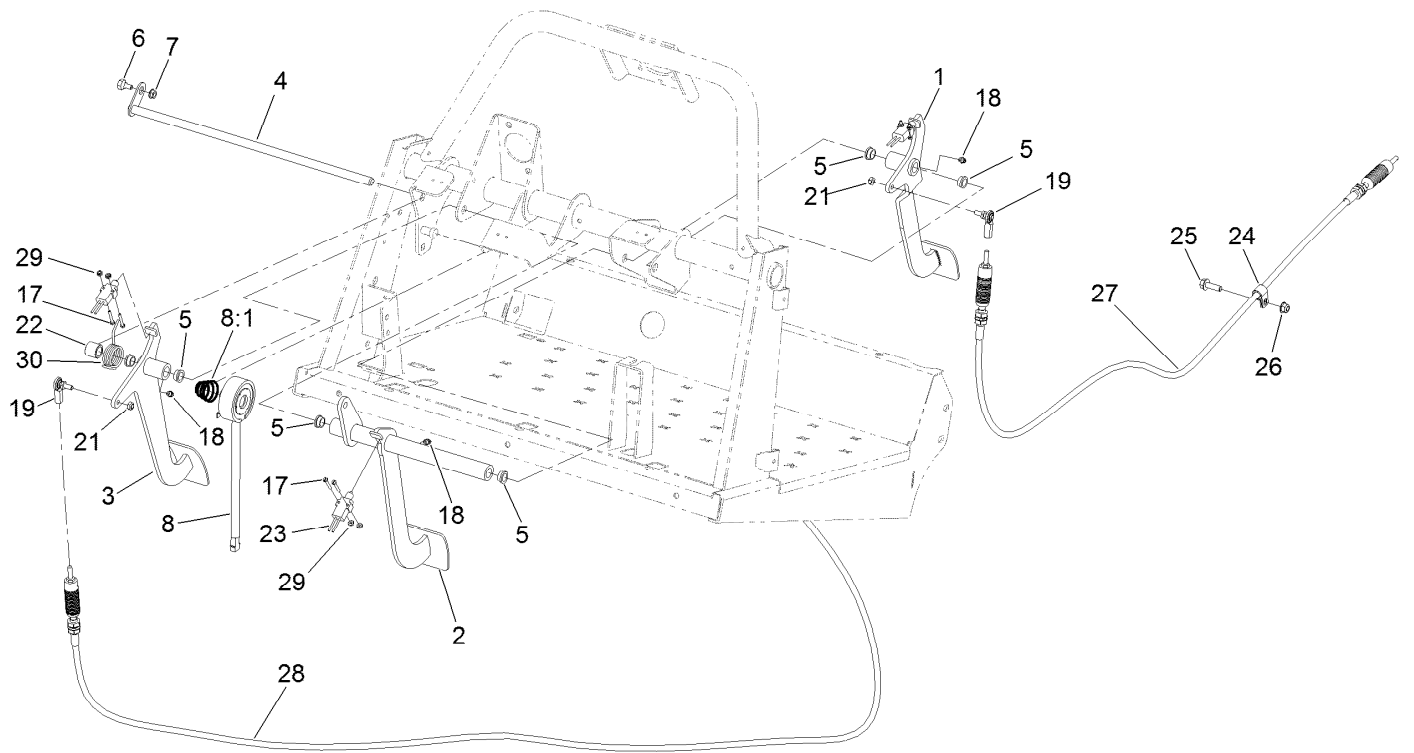
Ref.	Part Number	Qty.	Description	Ref.	Part Number	Qty.	Description
46	99-5107	12	Nut-Lock	50	104-7201	2	Nut-HF
47	3272-12	8	Pin-Cotter	51	321-11	2	Screw-HH
49	2412-72	2	Clip-Closed, Insulated	52	302-60	2	Fitting-Grease

● Not serviced separately



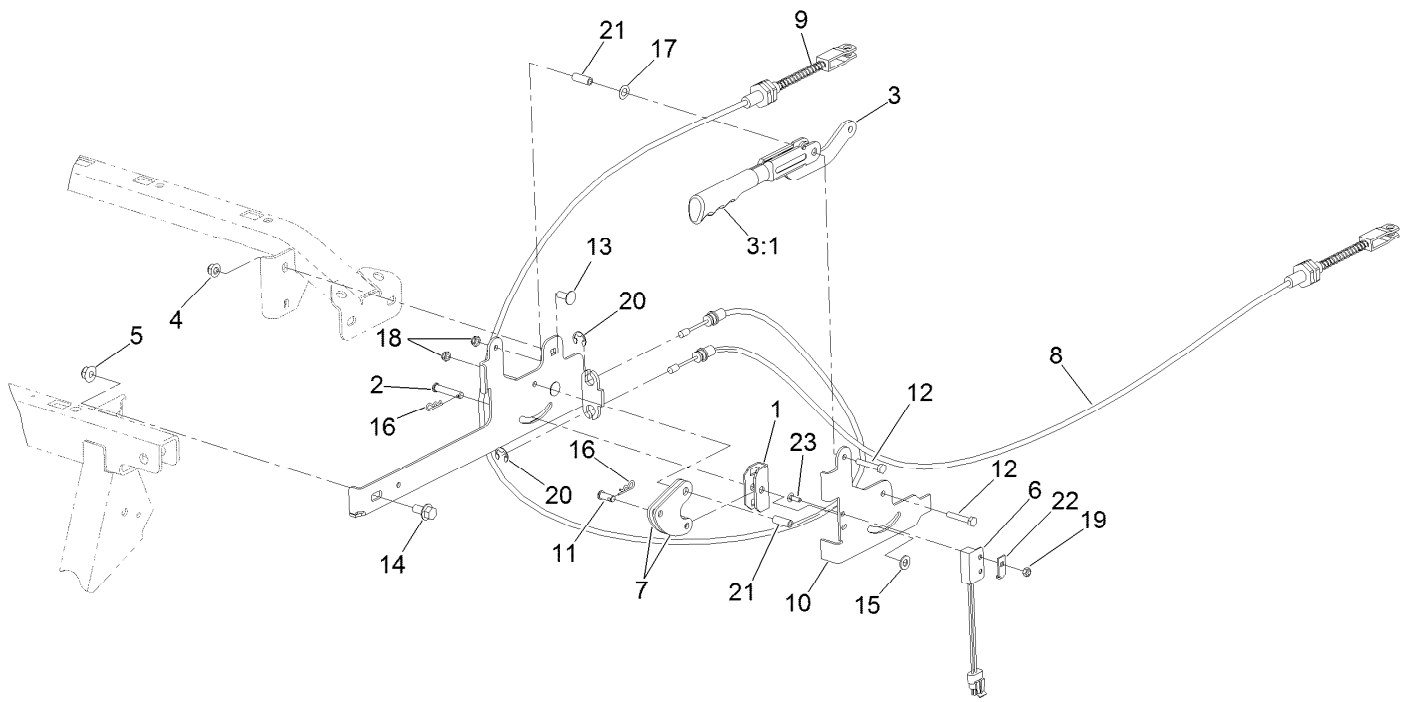
Hydraulic Cylinder Assembly No. 125-0720

<i>Ref.</i>	<i>Part Number</i>	<i>Qty.</i>	<i>Description</i>
1	125-0722	1	Rod-Cylinder
3	115-2160	1	Cylinder Repair Kit



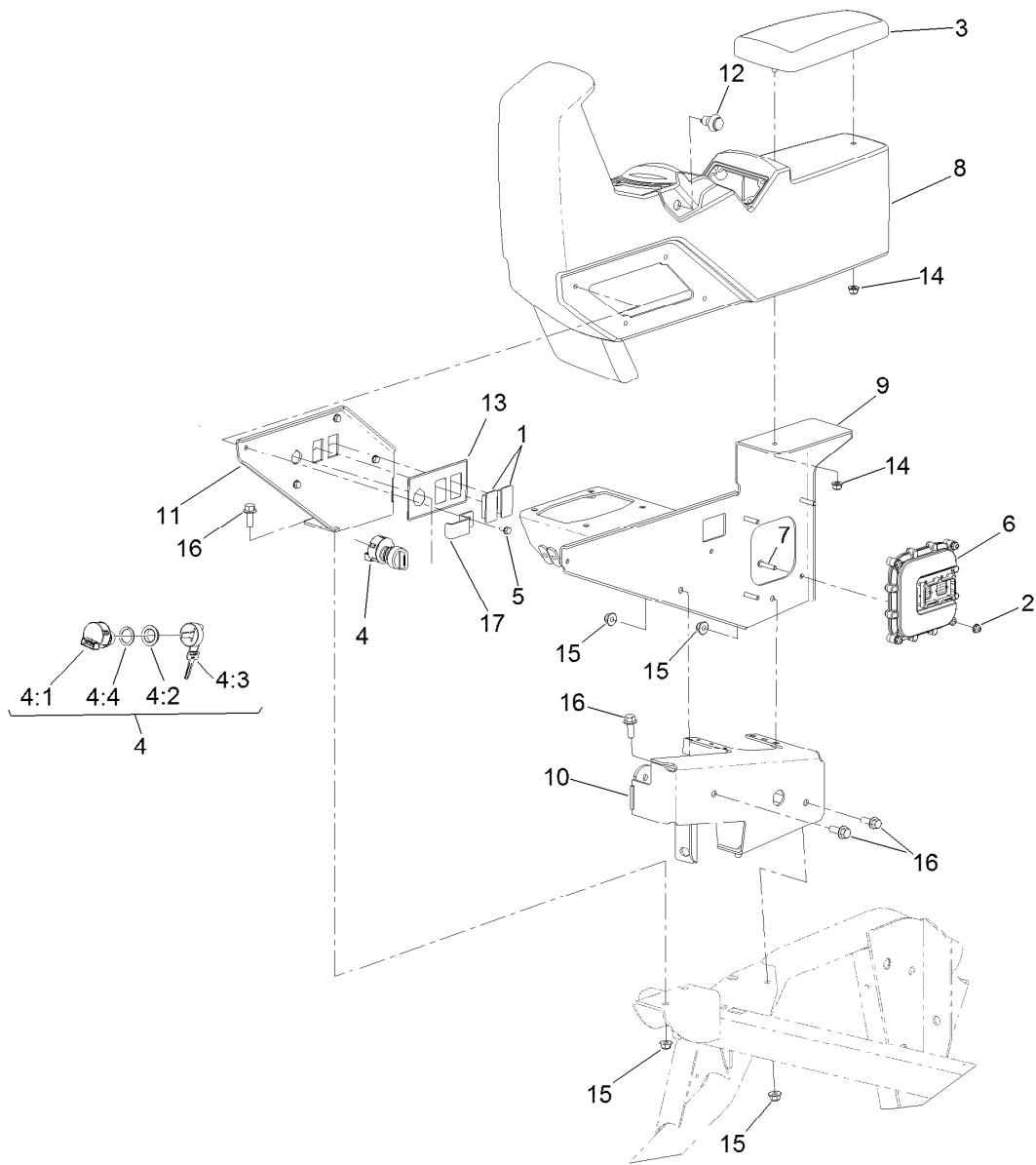
Pedal Assembly

<i>Ref.</i>	<i>Part Number</i>	<i>Qty.</i>	<i>Description</i>	<i>Ref.</i>	<i>Part Number</i>	<i>Qty.</i>	<i>Description</i>
1	125-0702-03	1	Pedal	19	110-2554	2	Rod End-Spherical
2	125-0700-03	1	Pedal	21	3296-13	2	Nut-Lock, NI
3	125-0701-03	1	Pedal	22	99-2079	1	Spacer
4	125-0825	1	Pivot	23	99-3410	3	Switch
5	256-156	6	Bushing-Flange	24	2412-93	1	Clamp-R
6	63-3410	1	Screw-Shoulder	25	3234-17	1	Screw-HHF
7	32128-33	1	Nut-HF	26	104-8300	1	Nut-HF, NI
8	99-8090	1	Magnet ASM	27	125-0957	1	Cable-Clutch
8:1	93-6601	1	Spring-Compression	28	125-0958	1	Cable-Accelerator
17	32105-9	6	Screw	29	3296-9	6	Nut-Hex
18	302-5	3	Fitting-Grease	30	130-7060	1	Spring-Torsion, LH



Parking Brake Lever and Cable Assembly

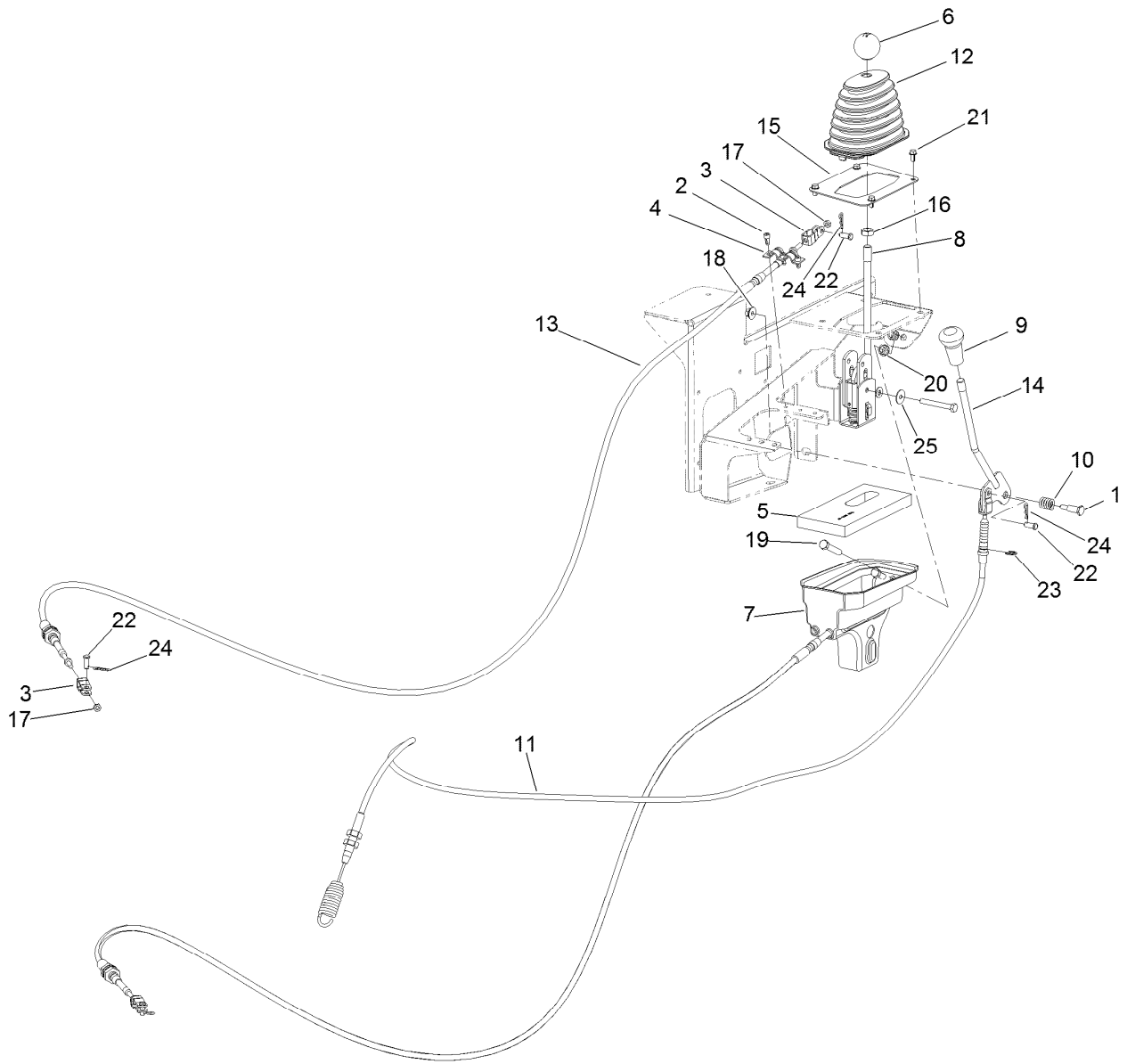
<i>Ref.</i>	<i>Part Number</i>	<i>Qty.</i>	<i>Description</i>	<i>Ref.</i>	<i>Part Number</i>	<i>Qty.</i>	<i>Description</i>
1	87-3480	1	Bracket-Equalizer, Cable	12	321-9	2	Screw-HH
2	94-3829	1	Pin-Clevis	13	3230-23	2	Screw-CARR
3	127-8863	1	Lever-Brake, Park	14	3234-1	1	Screw-HHF
3:1	127-8864	1	Grip-Handle	15	3256-23	1	Washer-Plain
4	104-8300	2	Nut-HF, NI	16	3290-307	2	Pin-Cotter
5	104-8301	1	Nut-HF, NI	17	3290-477	1	Washer-Curved
6	105-0023	1	Switch-Proximity	18	3296-56	2	Nut-Lock, NI
7	106-7814	2	Bellcrank	19	3296-2	1	Nut-Lock, NI
8	136-2444	1	Cable-Parking Brake, LH	20	32120-47	2	Ring-Retaining, External
9	136-2445	1	Cable-Parking Brake, RH	21	114402	2	Spacer
10	136-2353-03	1	Brake-Parking	22	100-4872	1	Plate-Switch, Neutral
11	283-62	1	Pin-Clevis	23	3229-34	1	Screw-CARR



Control Console Assembly

Ref.	Part Number	Qty.	Description	Ref.	Part Number	Qty.	Description
1	99-7420	2	Plug-Hole	8	125-0791	1	Console-Control, Spray
2	104-7201	4	Nut-HF	9	125-4108-03	1	Console Mount ASM
3	108-7602	1	Rest-Arm	10	125-4188-03	1	Mount-Shifter
4	110-2580	1	Switch-Key, Supervisor	11	125-4191-03	1	Console Mount ASM
4:1		1	Switch-Key ●	12	125-7996	1	Switch-Pb, Momentary
4:2	108-8660	1	Nut-Mounting	13	125-8114	1	Decal-Control Panel
4:3	110-5221	1	Set-Key, Supervisor	14	104-8300	2	Nut-HF, NI
4:4	108-8659	1	Washer-Backup	15	104-8301	6	Nut-HF, NI
5	93-6083	4	Screw-HWH	16	3234-11	6	Screw-HHF
6	115-1900	1	Controller	17	136-2309	1	Bracket-Mount, Radio
7	120-0834	4	Screw-HSBH				

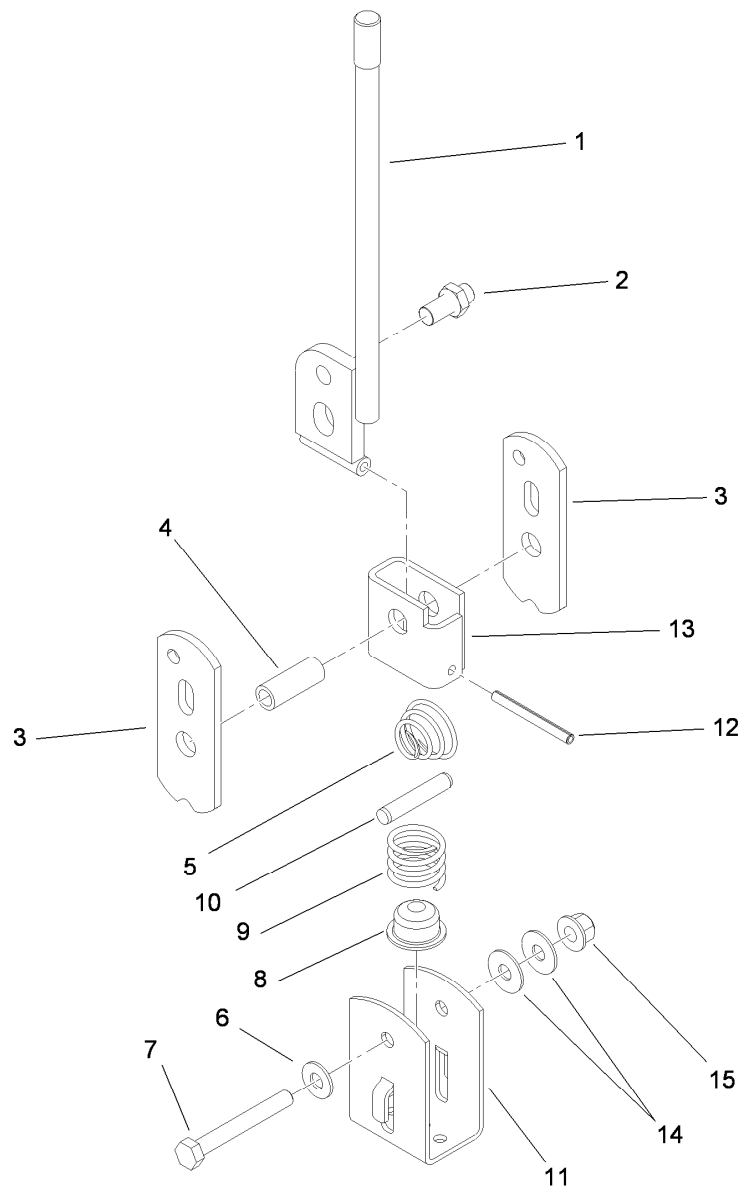
● Not serviced separately



Gear Shift and Drift Lock Control Assembly

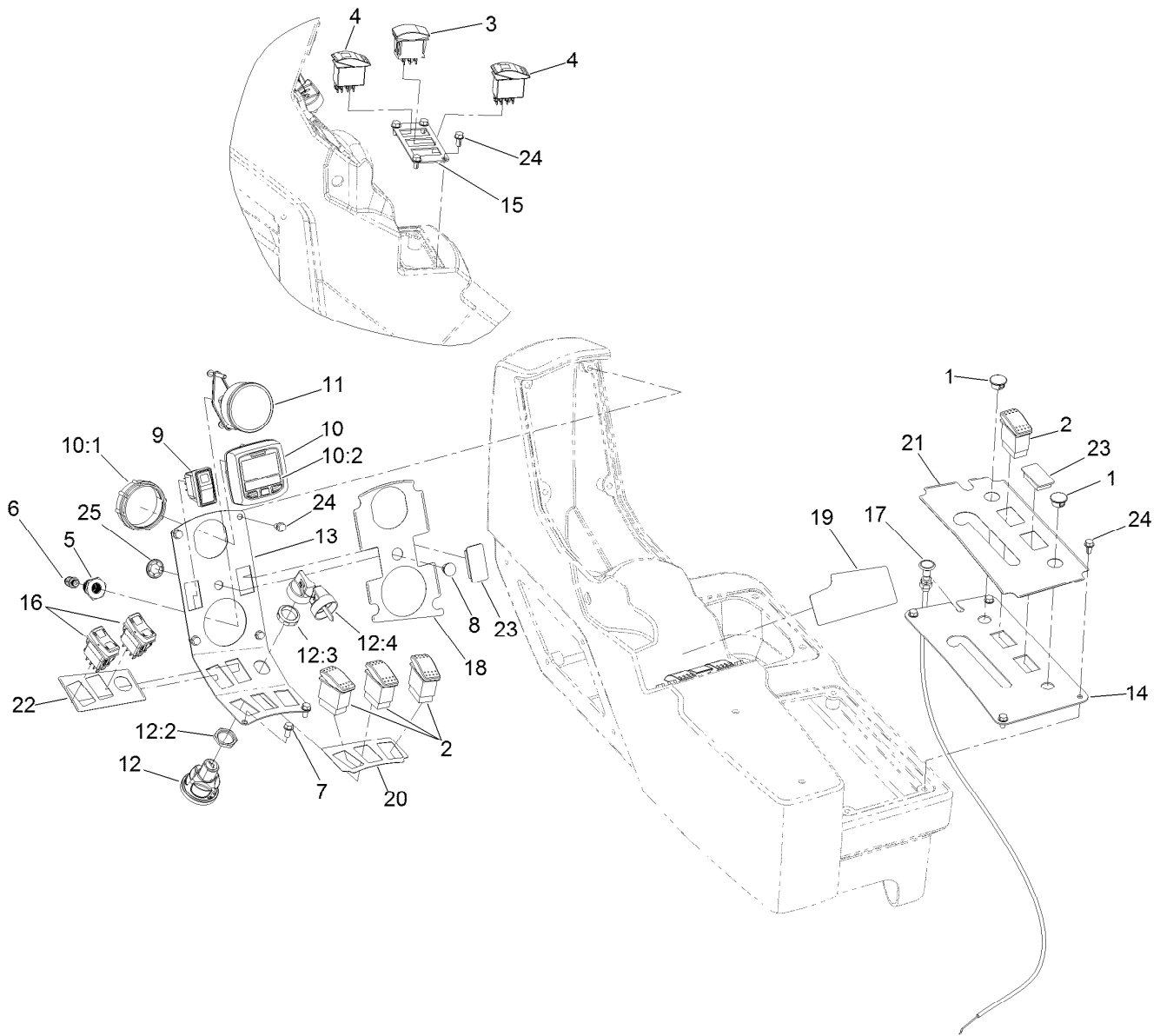
<i>Ref.</i>	<i>Part Number</i>	<i>Qty.</i>	<i>Description</i>
1	63-2650	1	Screw-Shoulder
2	65-5220	3	Screw-HSH, Thread Forming
3	87-2310	4	Clevis-Cable
4	87-4960	1	Clamp-Cable
5	87-6570	1	Seal-Boot, Lower
6	87-6720	1	Knob-Shift
7	106-2376	1	Boot-Shift, Lower
8	106-7887	1	Shift ASM
9	106-7952	1	Knob
10	136-7121	1	Spring-Compression
11	115-2287	1	Cable-Lock, Differential
12	117-8063	1	Boot-Shift

<i>Ref.</i>	<i>Part Number</i>	<i>Qty.</i>	<i>Description</i>
13	125-0880	2	Cable-Shift
14	125-0894	1	Handle-Difflock
15	125-8030-03	1	Cover-Shifter
16	3218-18	1	Nut-Jam
17	3220-1	4	Nut-Jam
18	32128-13	1	Nut-HF
19	323-10	2	Screw-HH
20	3290-357	2	Nut-HHF, Whiz
21	93-6083	4	Screw-HWH
22	283-62	5	Pin-Clevis
23	32120-47	1	Ring-Retaining, External
24	3290-307	5	Pin-Cotter
25	108-4925	1	Washer



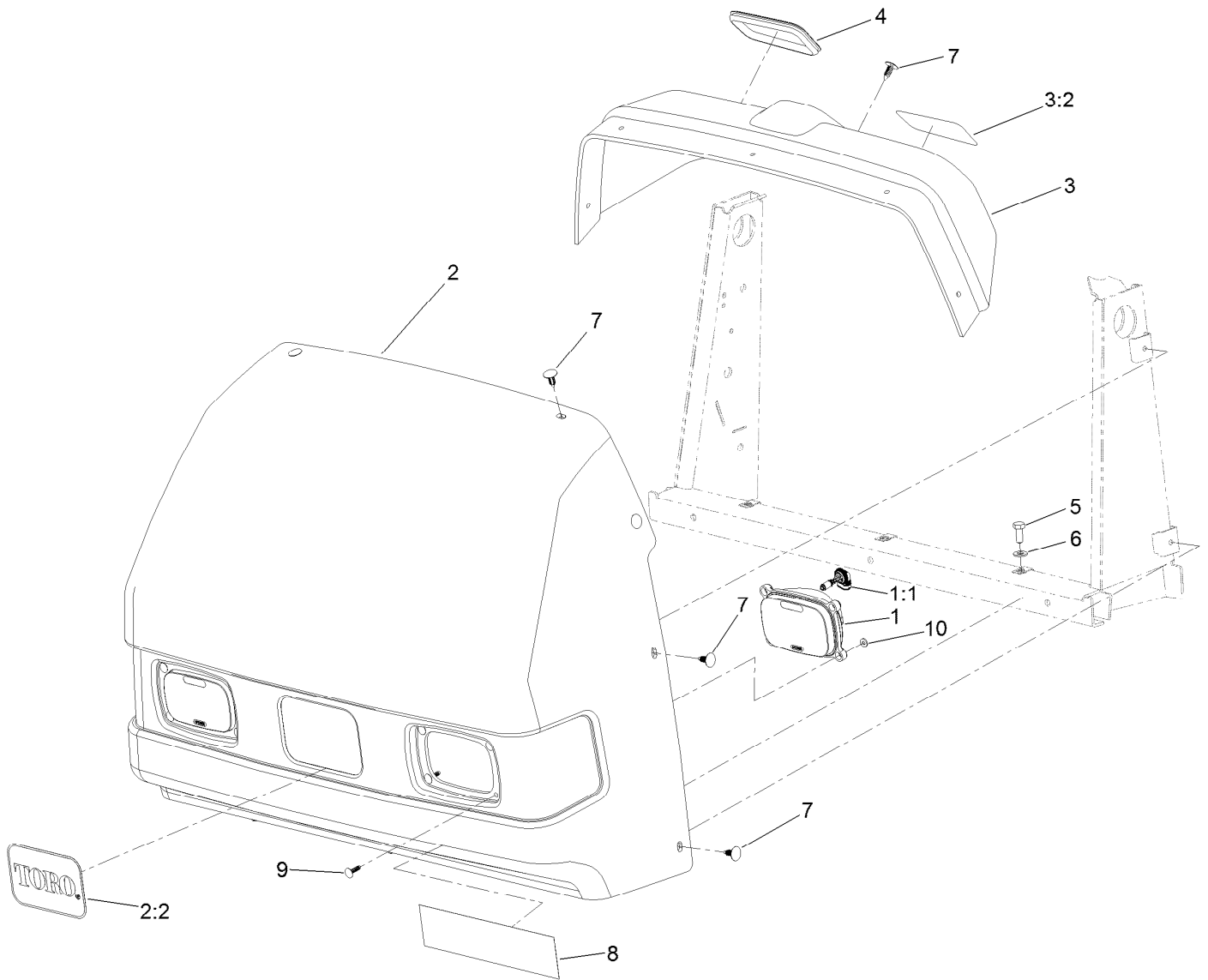
Shift Assembly No. 106-7887

<i>Ref.</i>	<i>Part Number</i>	<i>Qty.</i>	<i>Description</i>
1	131-3469	1	Lever-Shift
2	87-3650	1	Pin-Shift
3	87-3540	2	Link-Shift
4	87-2520	1	Tube-Pivot
5	87-2900	1	Spring-Compression
6	87-8640	1	Washer-Flat
7	322-12	1	Screw-HH
8	87-3530	1	Button-Shifter
9	87-3660	1	Spring-Compression
10	3290-507	1	Pin-Dowel
11	87-3520	1	Clevis
12	32121-48	1	Pin-Spring
13	87-6040	1	Bracket-Shifter
14	3290-456	2	Washer-Belleville
15	104-8300	1	Nut-HF, NI



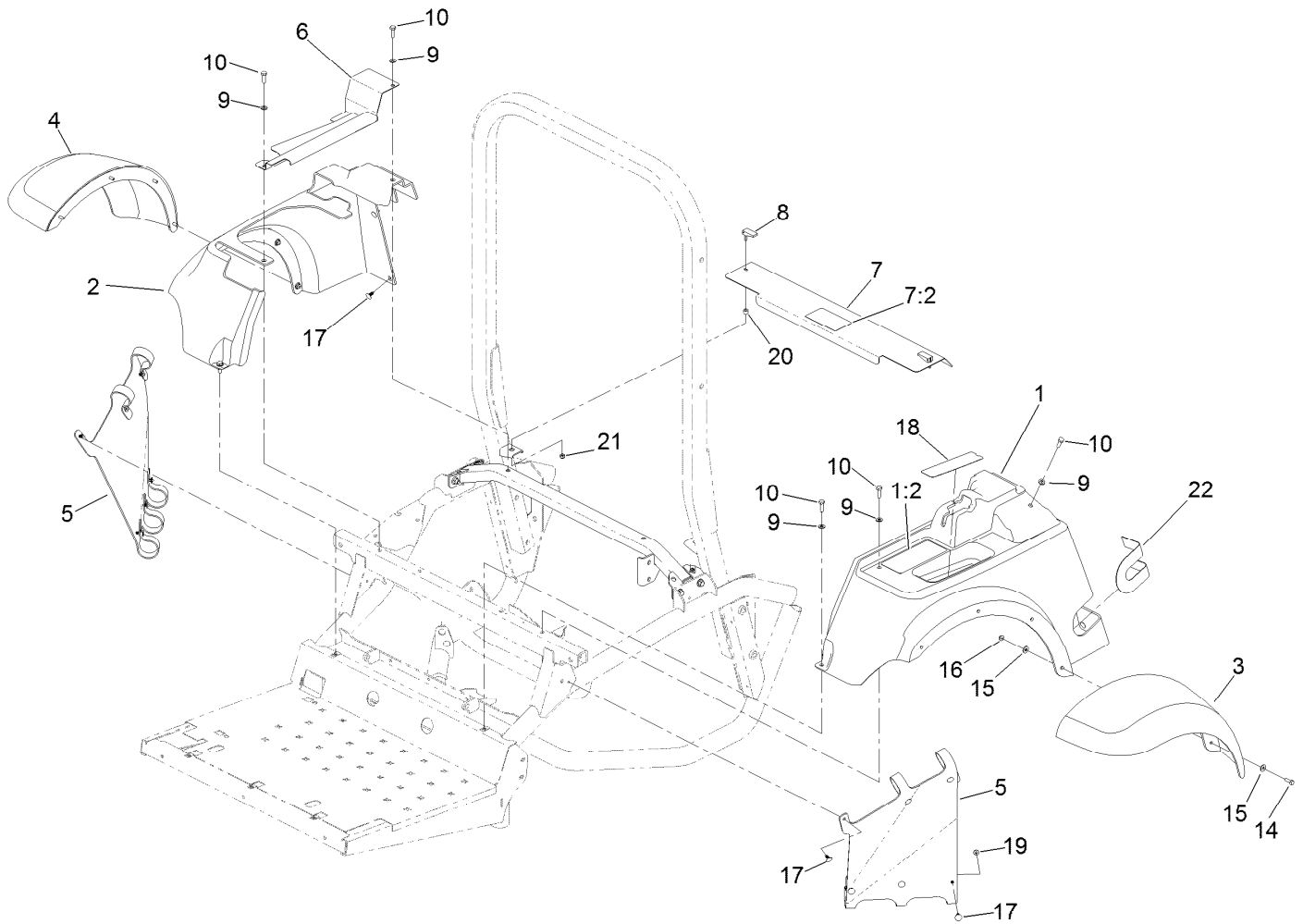
Control Console Mount Assembly

<i>Ref.</i>	<i>Part Number</i>	<i>Qty.</i>	<i>Description</i>	<i>Ref.</i>	<i>Part Number</i>	<i>Qty.</i>	<i>Description</i>
1	94-5627	2	Plug	12:2	121-5160	1	Nut-Hex
2	95-8999	4	Switch	12:3	121-5161	1	Nut-Face
3	100-1535	1	Switch-Rocker, (On)-Off-(On)	12:4	121-5162	1	Set-Key, Ignition
4	100-8490	2	Switch-Rocker, On-None-On	13	127-9733-03	1	Panel-Switches
5	100-8665	1	Reducer-Gauge, Pressure	14	125-0896-03	1	Panel-Cover
6	100-8667	1	Coupler-Reducer	15	125-0898-03	1	Panel-Switches
7	46-8093	1	Screw-Plastite	16	125-0899	2	Switch-Rocker
8	119-5329	1	Plug-Hole	17	125-8047	1	Choke-Control
9	120-0695	1	Switch-Rocker, On-Off-(On)	18	125-4125	1	Decal-Control Panel, Upper
10	120-6310	1	LCD Display ASM	19	130-8293	1	Decal-Control Panel, Rear
10:1	120-4630	1	Nut-Display	20	125-4129	1	Decal-Control Panel, Spray
10:2	120-6311	1	Decal-Display	21	137-4289	1	Decal-Control Panel
11	120-8546	1	Gauge-Pressure	22	125-4128	1	Decal-Switch Panel, Center
12	121-5159	1	Ignition Switch ASM	23	99-7420	2	Plug-Hole
				24	93-6083	13	Screw-HWH
				25	1-323142	1	Nut-Push



Hood, Dash and Headlight Assembly

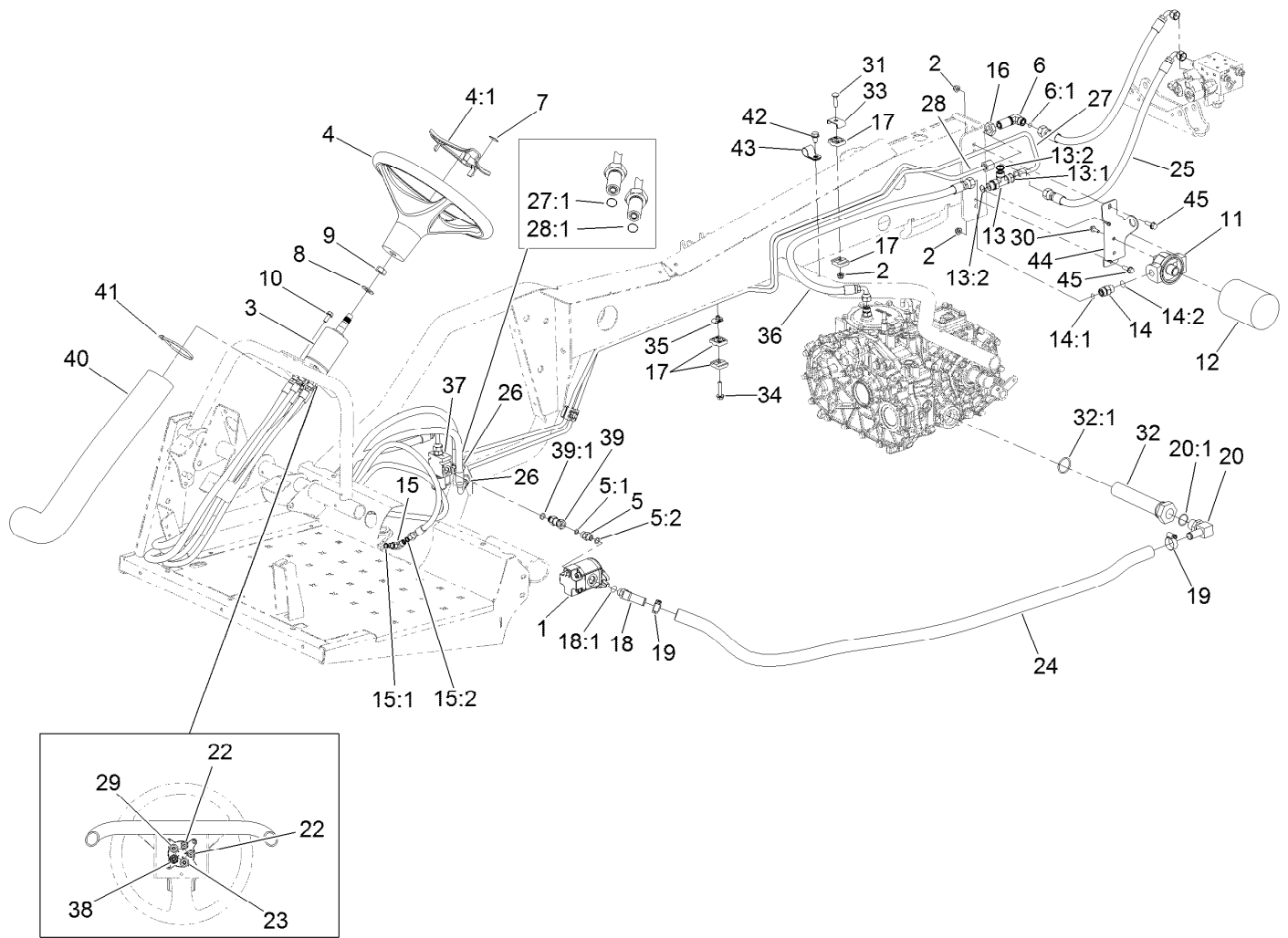
<i>Ref.</i>	<i>Part Number</i>	<i>Qty.</i>	<i>Description</i>
1	125-0672	2	Headlight ASM
1:1	125-0673	1	Halogen-Bulb
2	127-3982	1	Hood
2:2	67-1300	1	Decal
3	125-0939	1	Dash
3:2	127-3941	1	Decal-Warning
4	125-8059	1	Cover- Reservoir, Brake
5	322-3	3	Screw-HH
6	3256-23	3	Washer-Plain
7	117-2382	10	Plug-Plastic
8	127-3944	1	Decal
9	125-8067	8	Plug-Plastic
10	3256-21	8	Washer-Flat



Seat Base and Front Fender Assembly

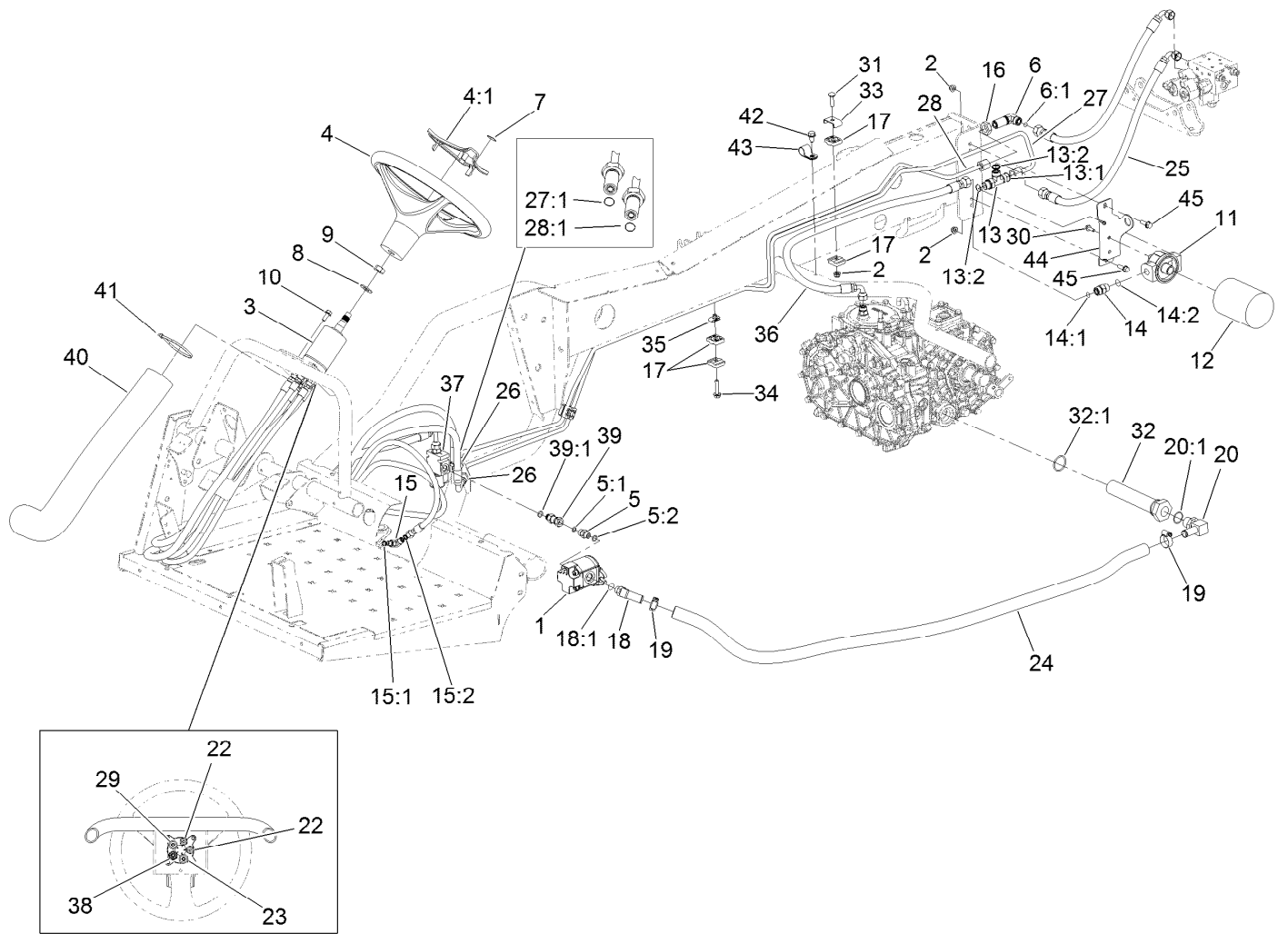
Ref.	Part Number	Qty.	Description
1	127-3980	1	LH Seatbase ASM
1:2	127-3935	1	Decal-Start-Up/Shut-Down
2	125-0803	1	Seatbase-RH
3	125-0902	1	Fender-LH
4	125-0903	1	Fender-RH
5	125-0935	2	Shroud-Fender, Inner
6	125-8088-01	1	Cover-Console, Bottom
7	127-3979	1	Cover-Engine
7:2	127-3937	1	Decal-Warning, Engine Cover
8	106-6777	2	Handle-Latch, Swell

Ref.	Part Number	Qty.	Description
9	3256-23	7	Washer-Plain
10	322-5	7	Screw-HH
14	321-5	8	Screw-HH
15	3256-2	16	Washer-Flat
16	104-7201	8	Nut-HF
17	117-2382	16	Plug-Plastic
18	125-8093	1	Pad-Pocket
19	3256-16	10	Washer-Flat
20	106-6778	2	Bushing-Latch, Swell
21	1-804254	2	Nut-Lock, HH
22	131-5822	1	Guard-Rubber



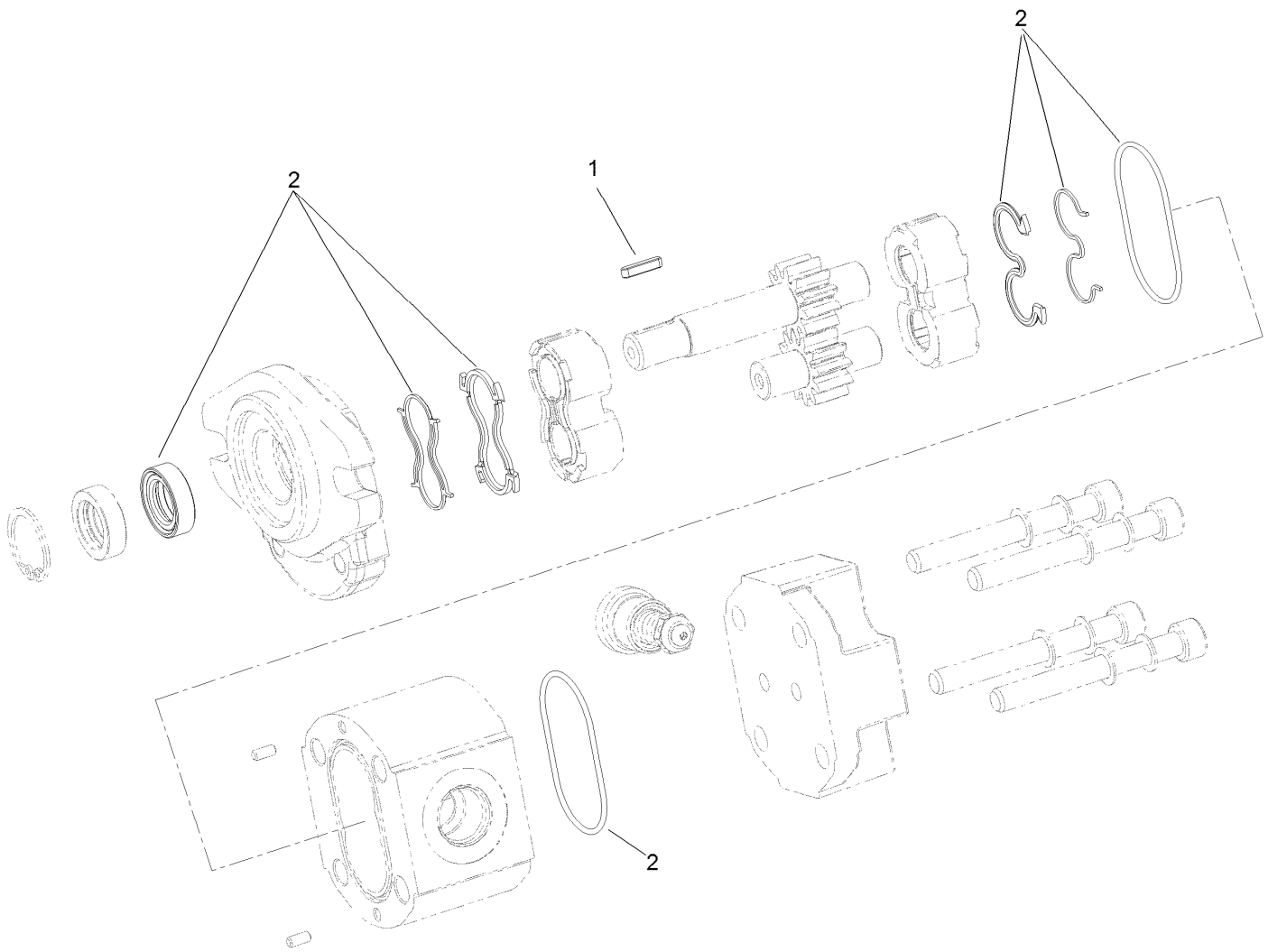
Hydraulic Steering Assembly

Ref.	Part Number	Qty.	Description	Ref.	Part Number	Qty.	Description
1	121-6545	1	HYD Pump ASM	14:2	237-79	1	O-Ring
2	104-8300	4	Nut-HF, NI	15	340-132	2	Fitting-Elbow, 90 DEG
3	117-0707	1	Steering Valve ASM	15:1	237-78	1	O-Ring
4	98-1471	1	Wheel-Steering	15:2	237-21	1	O-Ring
4:1	98-1468	1	Cover-Wheel, Steering	16	340-127	1	Nut-Bulkhead
5	340-2	3	Fitting-Straight	17	56-7973	6	Clamp-Tube
5:1	237-22	1	O-Ring	18	93-6848	1	Fitting-Elbow 45
5:2	237-42	1	O-Ring	18:1	237-79	1	O-Ring
6	93-9151	1	Fitting-HYD	19	2412-129	2	Clamp-Hose
6:1	237-30	2	O-Ring	20	353-987	1	Fitting-Elbow, 90
7	98-1459	1	Decal	20:1	237-81	1	O-Ring
8	3256-27	1	Washer-Flat	22	108-5675	2	Hydraulic Hose ASM
9	3296-33	1	Nut-Lock, NI	23	127-3987	1	Hose ASM
10	33104-020	4	Screw-HHF	24	125-0952	1	Hose-Suction
11	87-8780	1	Head-Filter	25	125-0949	2	Hydraulic Hose ASM
12	54-0110	1	Filter-Oil, Transmission	26	340-70	2	Nut-Lock
13	340-109	1	Fitting-Tee	27	125-4058	1	Hydraulic Tube ASM
13:1	237-79	1	O-Ring	27:1	237-22	1	O-Ring
13:2	237-30	2	O-Ring	28	125-4059	1	Hydraulic Tube ASM
14	340-4	1	Fitting-Straight	28:1	237-22	1	O-Ring
14:1	237-30	1	O-Ring	29	114-7702	1	Hose-HYD



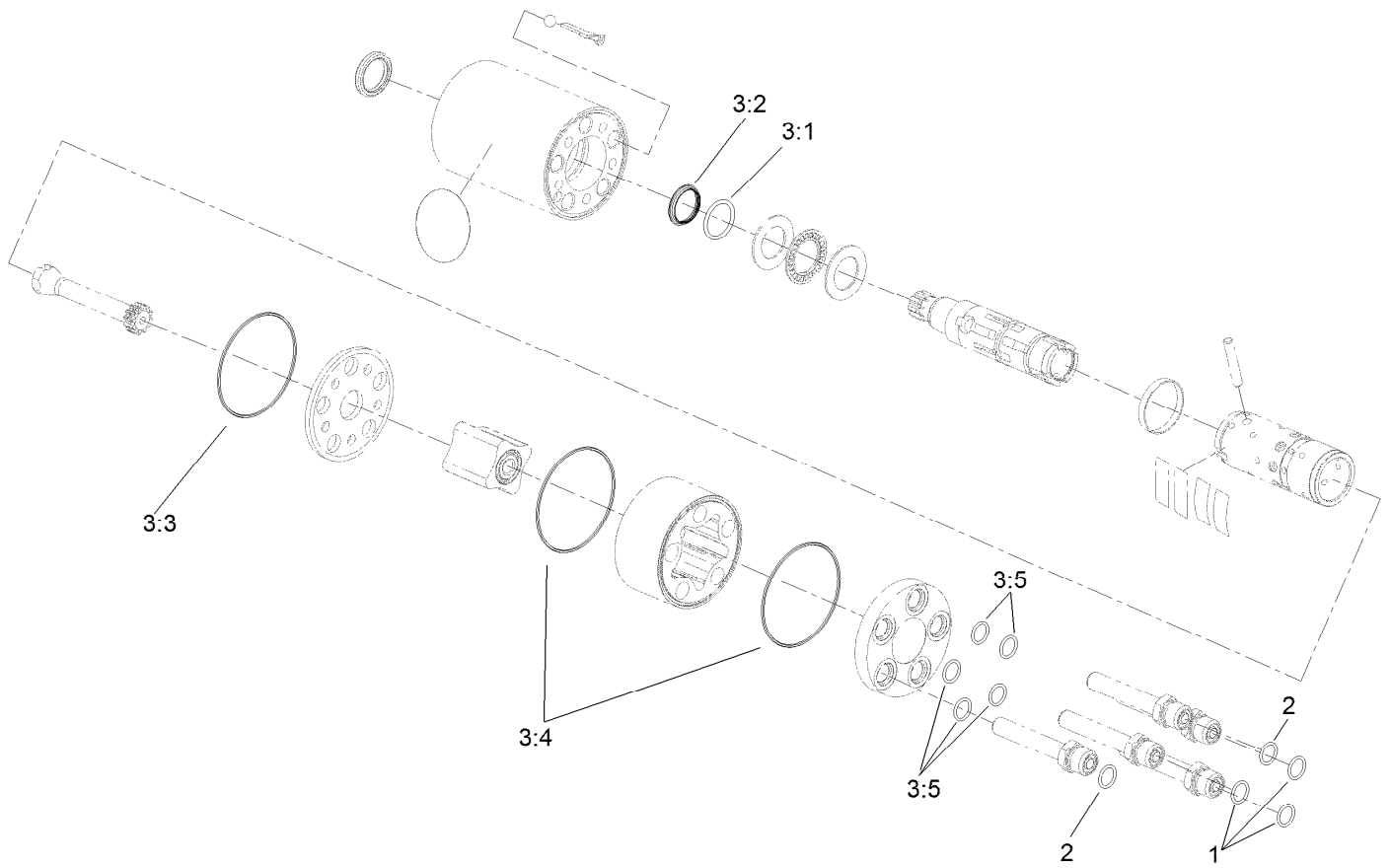
Hydraulic Steering Assembly (continued)

<i>Ref.</i>	<i>Part Number</i>	<i>Qty.</i>	<i>Description</i>	<i>Ref.</i>	<i>Part Number</i>	<i>Qty.</i>	<i>Description</i>
30	3234-4	2	Screw-HHF	38	120-2061	1	Hose-HYD
31	3230-3	2	Screw-CARR	39	104-3779	1	Connector-Swivel, Straight
32	87-3990	1	Strainer-Transaxle	39:1	237-42	1	O-Ring
32:1	237-123	1	O-Ring	40	106-6713	1	Cover-Lines, Steering
33	119-1418	2	Plate-Clamp, Short	41	3290-379	4	Tie-Cable
34	115-1794	1	Screw-HHF	42	32144-15	1	Screw-HHFTF
35	94-2413	1	Nut-U	43	2412-81	1	Clamp-R
36	94-5961	1	Hose	44	136-2313-03	1	Mount-Filter
37	127-3965	1	Solenoid Valve ASM	45	3234-29	2	Screw-HHF



Hydraulic Pump Assembly No. 121-6545

<i>Ref.</i>	<i>Part Number</i>	<i>Qty.</i>	<i>Description</i>
1	125-8147	1	Key, Square
2	125-8148	1	Seal Kit

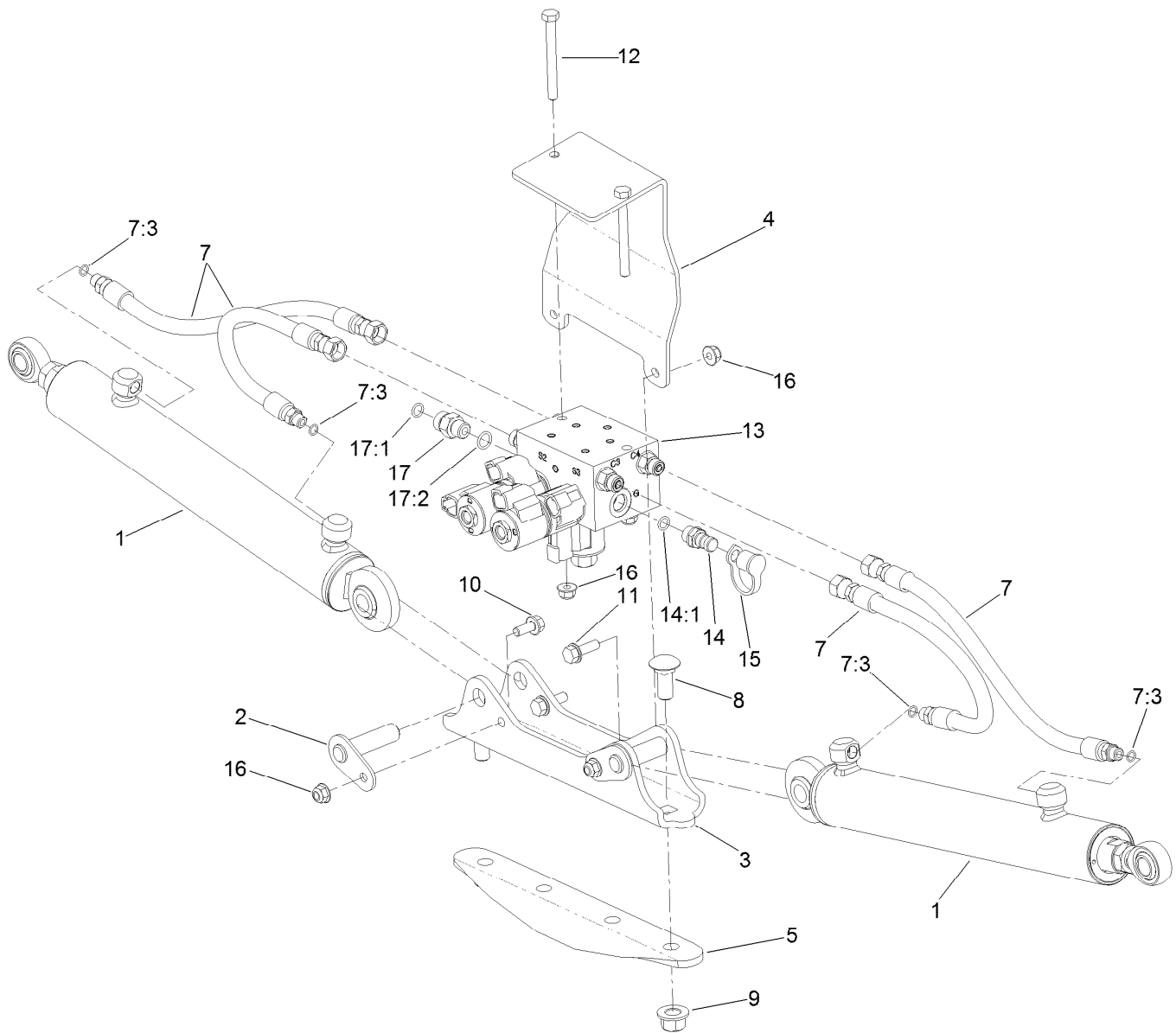


Steer Valve Assembly No. 117-0707

Ref.	Part Number	Qty.	Description
1	237-21	3	O-Ring ●
2	237-22	2	O-Ring ■
3	106-6716	1	Seal Kit ●
3:1		1	Ring-Seal, Dust ■
3:2		1	Seal-Shaft ■
3:3		1	O-Ring ■
3:4		2	O-Ring ■
3:5		5	O-Ring ■

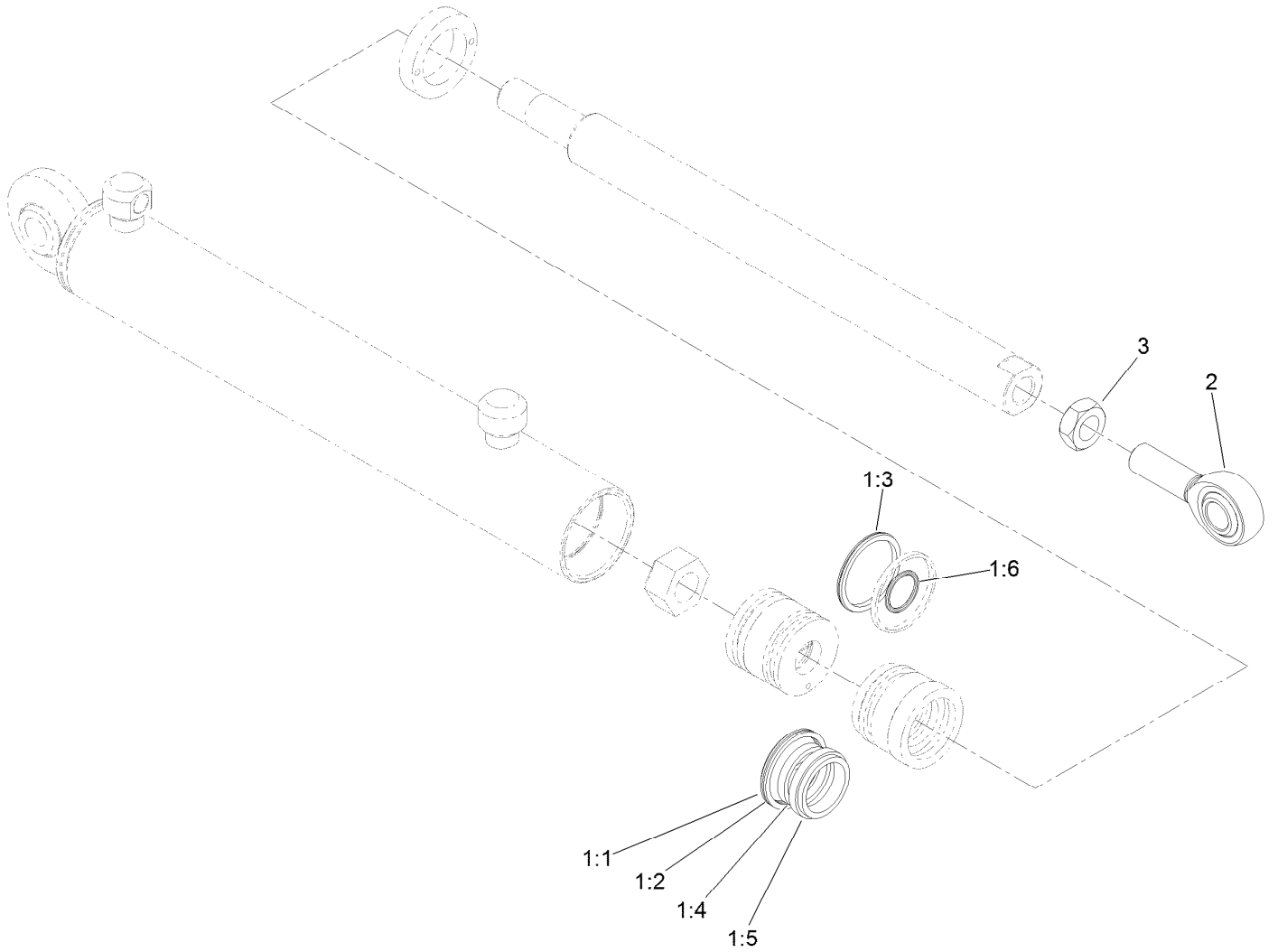
● Not illustrated

■ Not serviced separately



Boom Lift Hydraulic Assembly

<i>Ref.</i>	<i>Part Number</i>	<i>Qty.</i>	<i>Description</i>	<i>Ref.</i>	<i>Part Number</i>	<i>Qty.</i>	<i>Description</i>
1	117-0701	2	Hydraulic Cylinder ASM	11	3234-29	2	Screw-HHF
2	112-7884	2	Pin-Pivot	12	322-14	2	Screw-HH
3	119-4856-03	1	Plate-Mount, Cylinders	13	136-2400	1	On-Off Boom Lift Valve ASM
4	130-8201-03	1	Mount-Valve	14	59-7410	1	Fitting-Diagnostic
5	131-0297-03	1	Plate-Stiffener, Boom	14:1	237-42	1	O-Ring
7	119-4859	4	Hose ASM	15	354-79	1	Cap-Dust
7:3	237-78	1	O-Ring	16	104-8300	6	Nut-HF, NI
8	110-5067	2	Screw-CARR	17	340-2	2	Fitting-Straight
9	99-5107	2	Nut-Lock	17:1	237-22	1	O-Ring
10	110-5053	2	Screw-HHF	17:2	237-42	1	O-Ring

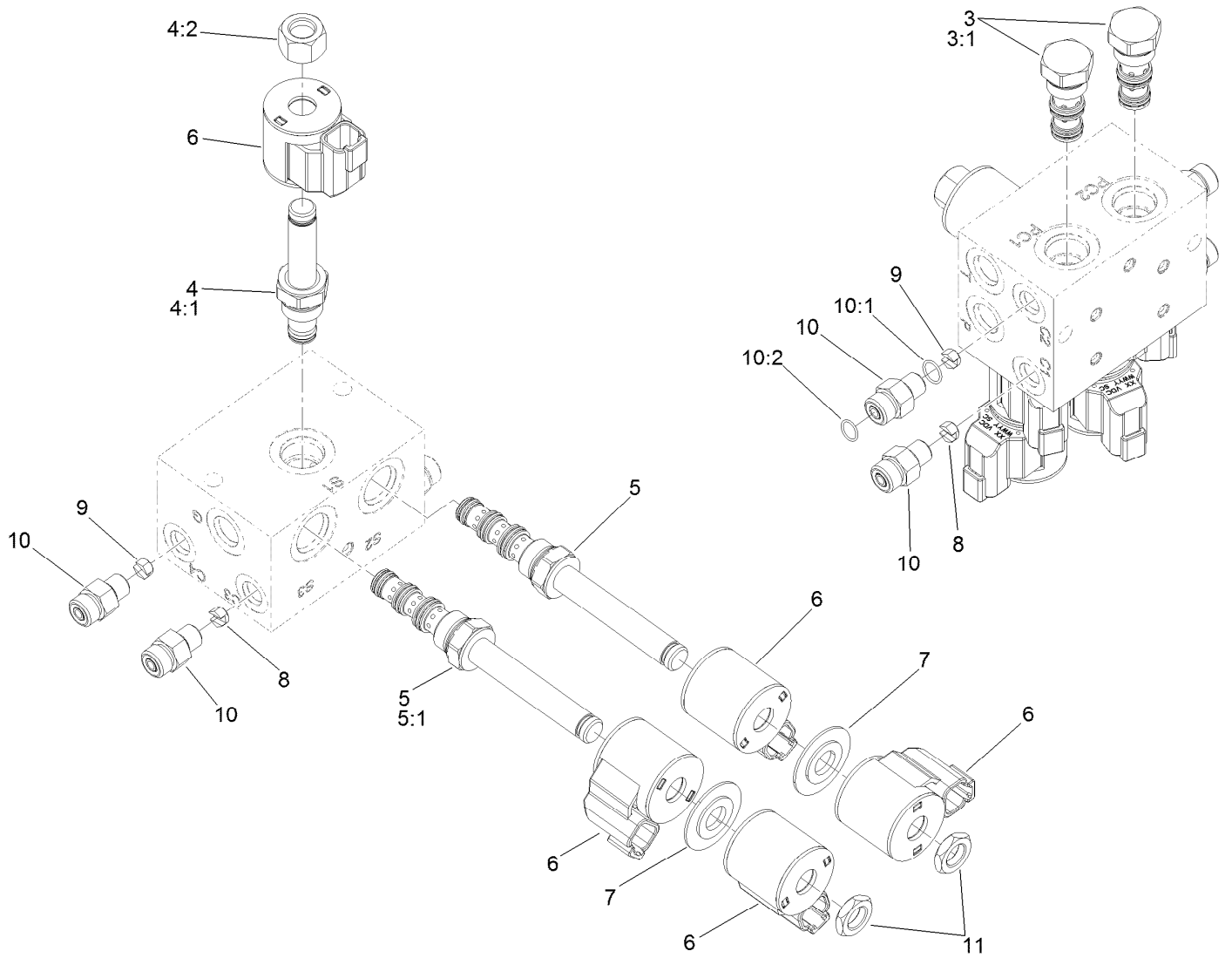


Hydraulic Cylinder Assembly No. 117-0701

Ref.	Part Number	Qty.	Description
1	119-8026	1	Seal Kit ●
1:1		1	O-Ring ■
1:2		1	Ring-Backup ■
1:3		1	Bp Seal ■
1:4		1	Bs Seal ■
1:5		1	Dust Seal ■
1:6		1	O-Ring ■
2	119-8027	1	Rod End
3	3220-6	1	Nut-Jam

● Not illustrated

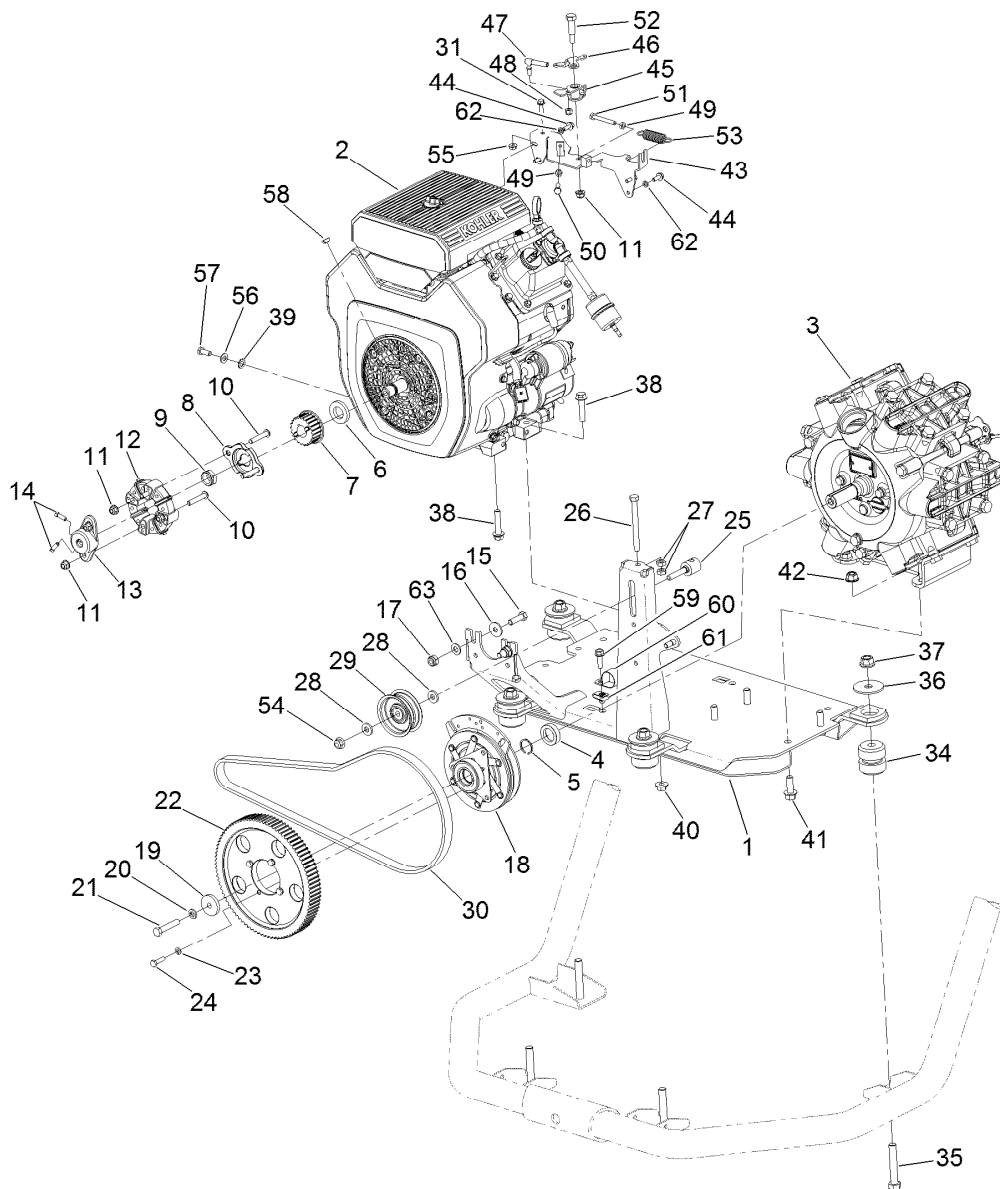
■ Not serviced separately



On-Off Boom Lift Valve Assembly No. 136-2400

Ref.	Part Number	Qty.	Description
3	136-2430	2	Valve-Check, Po
3:1	120-0886	1	Seal Kit
4	107-7517	1	Valve-Solenoid
4:1	105-9156	1	Seal Kit
4:2	107-7812	1	Nut-Solenoid
5	120-2587	2	Valve-Solenoid
5:1	112-6520	1	Seal Kit ●
6	119-8036	5	Coil
7	120-2586	2	Spacer-Coil
8	110-8903	2	Orifice-Control, Flow (0.055)
9	125-8849	2	Orifice-Flow Control
10	340-92	4	Fitting-Straight
10:1	237-78	1	O-Ring
10:2	237-21	1	O-Ring
11	110-2634	2	Nut-Coil

● Not illustrated

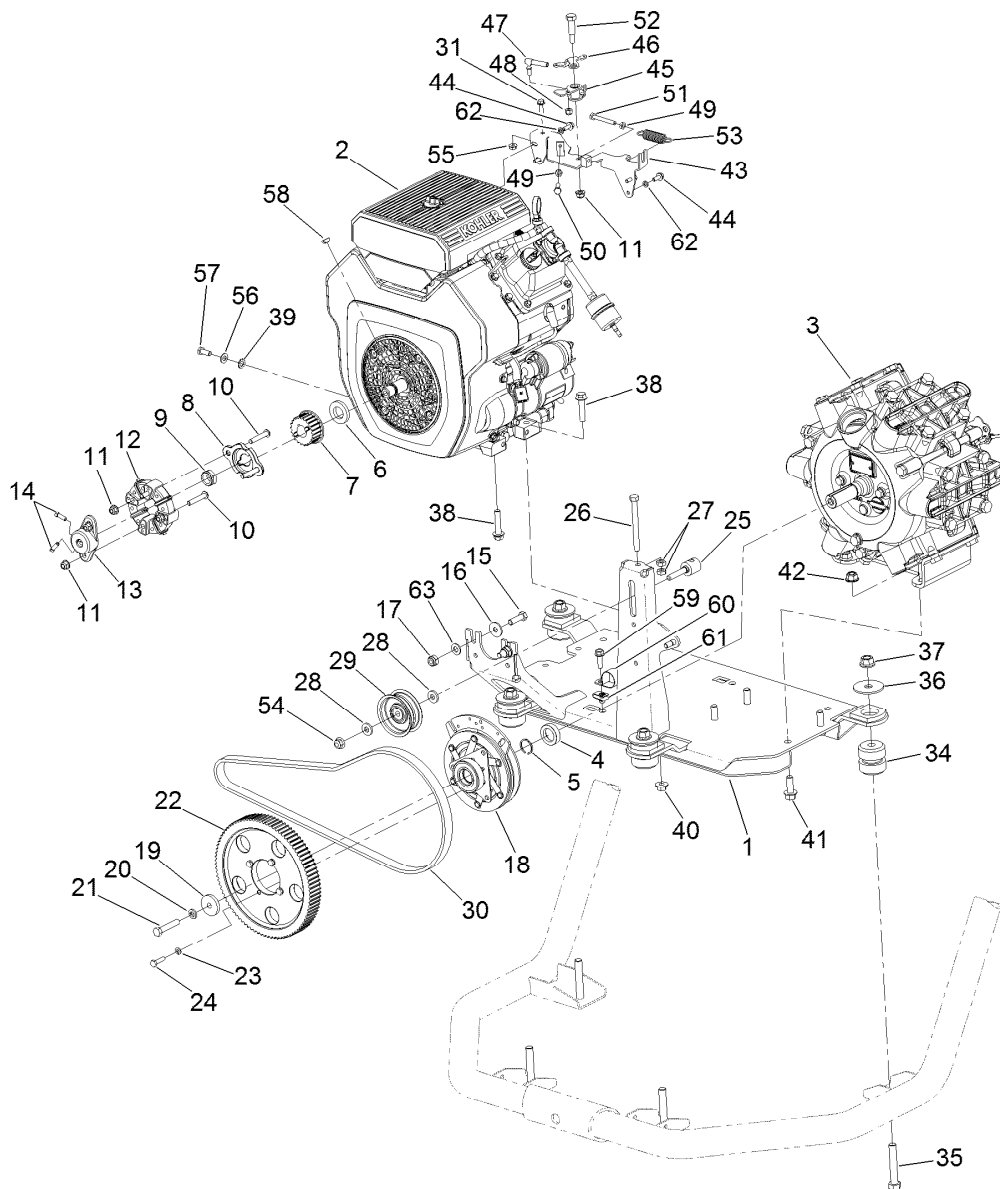


Engine Mounting Assembly

Ref.	Part Number	Qty.	Description	Ref.	Part Number	Qty.	Description
1	121-6511-03	1	Mount-Engine	18	120-7625	1	Clutch-Electric
2		1	Engine-Kohler, Psch740-3213 ●■	19	125-0604	1	Spacer-Clutch
3	137-4231	1	Pump ASM	20	3253-5	1	Washer-Lock
4	108-3301	1	Retainer-Spacer	21	3211-46	1	Screw-HH
5	108-3302	1	Ring-Snap	22	125-7982	1	Sprocket-90 Tooth
6	104-1105	1	Spacer-Support, Deck	23	3253-3	4	Washer-Lock
7	125-8017	1	Sprocket-22 Tooth	24	321-6	4	Screw-HH
8	125-4092	1	Adaptor-Sprocket, Flanged	25	125-0605	1	Shaft-Idler
9	3296-15	1	Nut-Lock, NI	26	107-4026	1	Screw-HH
10	125-7977	4	Screw-HSBH	27	3217-7	2	Nut-Hex
11	104-8300	5	Nut-HF, NI	28	43-0940	2	Spacer
12	119-0652	1	Coupler-Rubber	29	1-633167	1	Sheave-Idler
13	115-2169	1	Hub-Pump	30	125-0765	1	Belt-Synchronous
14	3241-6	2	Screw-SQH	31	115-5103	1	Screw-HHF
15	323-7	2	Screw-HH	34	106-7865	4	Mount-Engine
16	52-2861	2	Washer	35	325-12	4	Screw-HH
17	3296-44	2	Nut-Lock, NI	36	41985	4	Washer-Special
				37	99-5107	4	Nut-Lock

● Not serviced separately

■ Obtain parts from www.kohlerplus.com

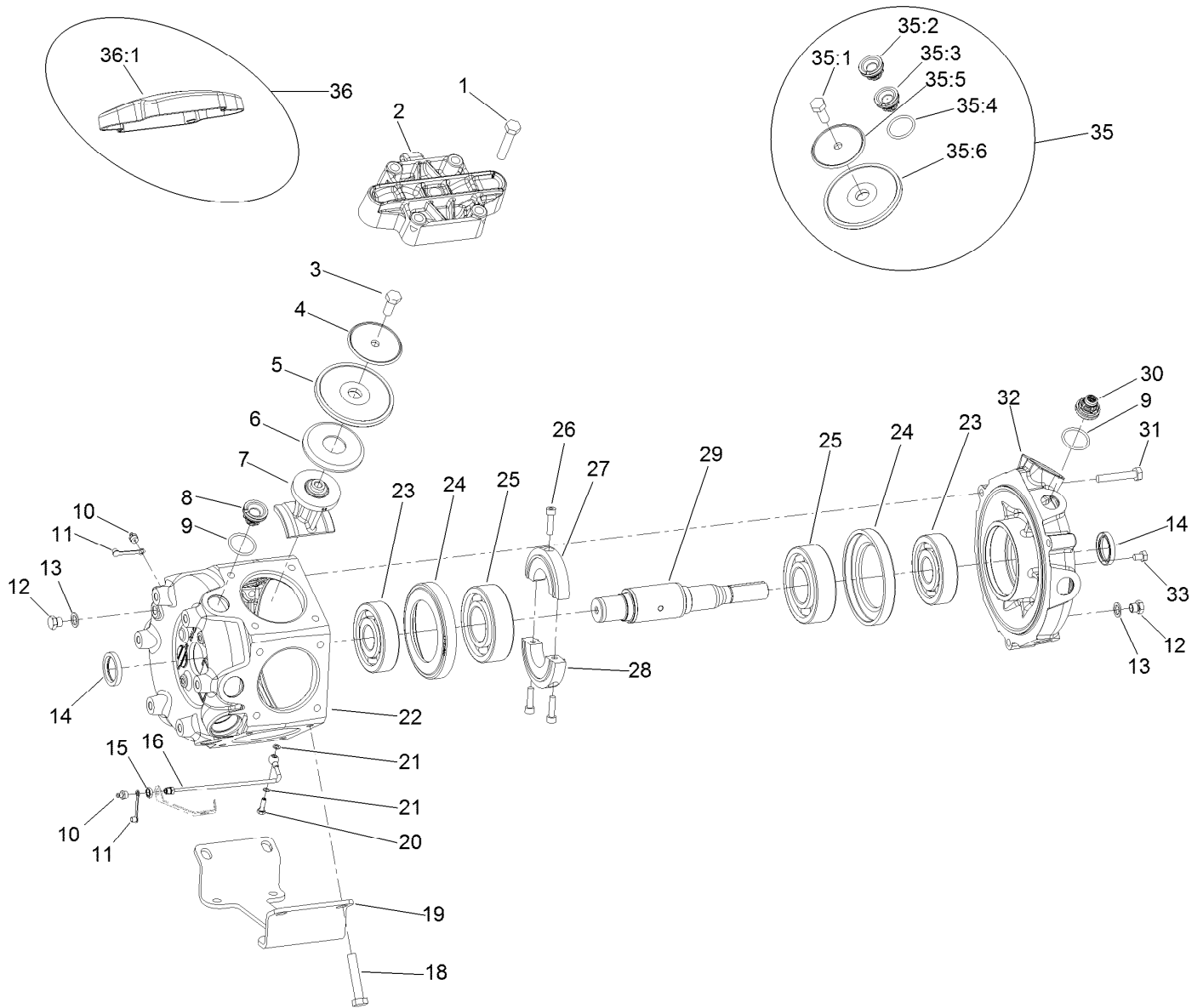


Engine Mounting Assembly (continued)

Ref.	Part Number	Qty.	Description	Ref.	Part Number	Qty.	Description
38	3234-19	4	Screw-HHF	51	108-3660	1	Screw-TAP
39	3255-9	1	Washer-Lock	52	7-0030	1	Screw-Shoulder, HH
40	32128-43	4	Nut-Flange	53	67-1450	1	Spring-Idler
41	3234-15	4	Screw-HHF	54	104-8301	1	Nut-HF, NI
42	114-8417	4	Nut-HF, NI	55	32128-33	1	Nut-HF
43	87-7780-03	1	Bracket-Throttle	56	3256-23	1	Washer-Plain
44	33103-016	4	Screw-HHF	57	33114-020	1	Screw-HH
45	87-7800	1	Lever-Throttle	58	3257-5	1	Key-Woodruff
46	87-7790	1	Lever-Choke	59	3234-17	1	Screw-HHF
47	18-1720	1	Ball Joint	60	2412-126	1	R-Clamp
48	3296-3	1	Nut-Lock	61	115-7721	1	Nut-Clip, U
49	3220-1	2	Nut-Jam	62	48-8020	4	Washer-Spring
50	329-6	1	Screw-HH	63	3256-24	2	Washer-Flat

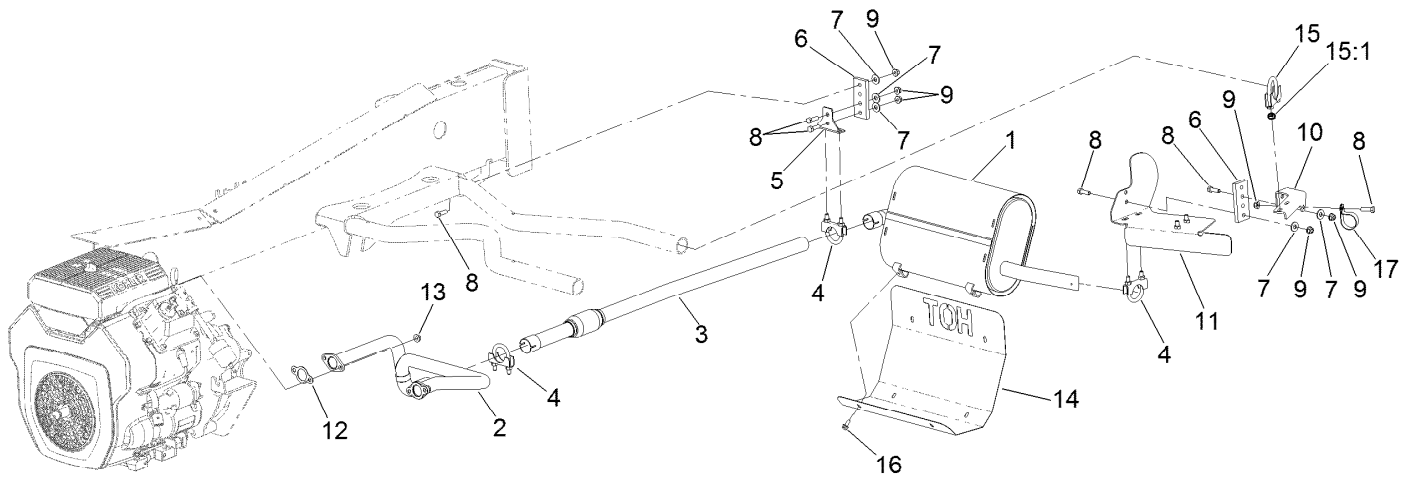
● Not serviced separately

■ Obtain parts from www.kohlerplus.com



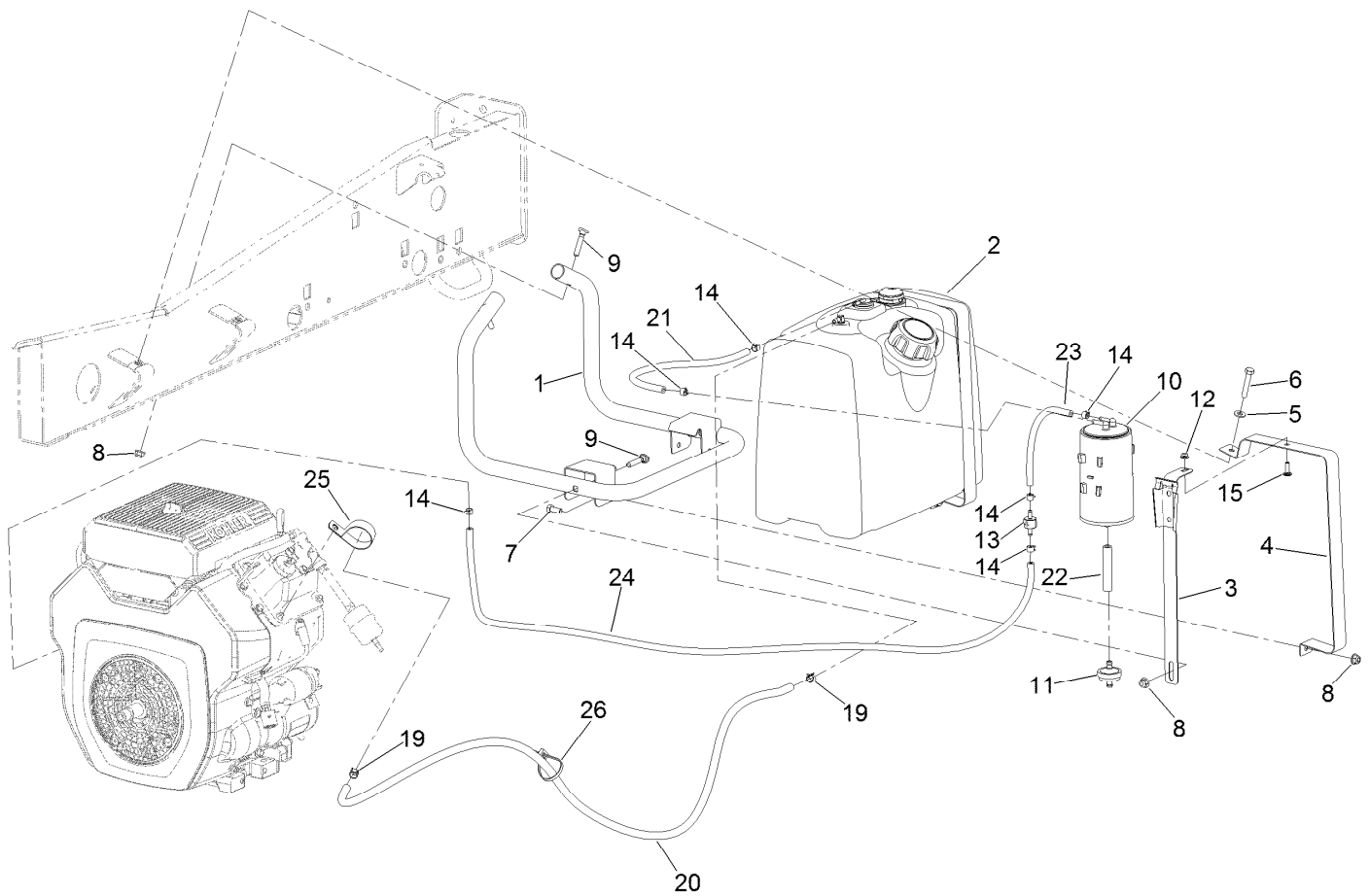
Pump Assembly No. 137-4231

Ref.	Part Number	Qty.	Description	Ref.	Part Number	Qty.	Description
1	120-0773	20	Bolt-Hex	23	120-0788	2	Bearing-Ball
2	133-2824	6	Cover-Pump, Hardened	24	133-2820	2	Spacer-Metal
3	120-0777	6	Bolt-Hex	25	120-0791	2	Bearing-Ball
4	120-0778	6	Disc-Diaphragm	26	125-8146	3	Bolt-Allen
5	120-0779	6	Diaphragm	27	133-2828	1	Counter Weight
6	120-0780	6	Disc-Backing, Diaphragm	28	133-2829	1	Counter Weight
7	125-8141	6	Rod-Connectiing	29	133-2826	1	Shaft - Crank
8	99-0861	10	Valve-Pump	30	120-0793	2	Valve W/Hole
9	100-6651	12	O-Ring	31	120-0794	3	Bolt-Hex
10	133-2879	2	Nipple-Grease	32	133-2822	1	Housing-Pump, Front
11	133-2880	2	Cap-Grease Nipple, Yellow	33	120-0784	4	Bolt-Hex
12	120-0785	2	Plug	35	120-0796	1	Pump Kit
13	120-0786	2	Seal	35:1	120-0777	6	Bolt-Hex
14	120-0783	2	Seal-Oil	35:2	99-0861	10	Valve-Pump
15	133-2878	1	Nut	35:3	120-0793	2	Valve W/Hole
16	133-2877	1	Tube-Banjo, Long	35:4	100-6651	12	O-Ring
18	120-0774	4	Bolt-Hex	35:5	120-0778	6	Disc-Diaphragm
19	120-0787	1	Foot-Pump	35:6	120-0779	6	Diaphragm
20	133-2830	1	Bolt-Banjo	36	133-2898	1	Pump Head Kit
21	136-2251	2	Gasket	36:1	133-2824	6	Cover-Pump, Hardened
22	133-2821	1	Housing-Pump, Main				



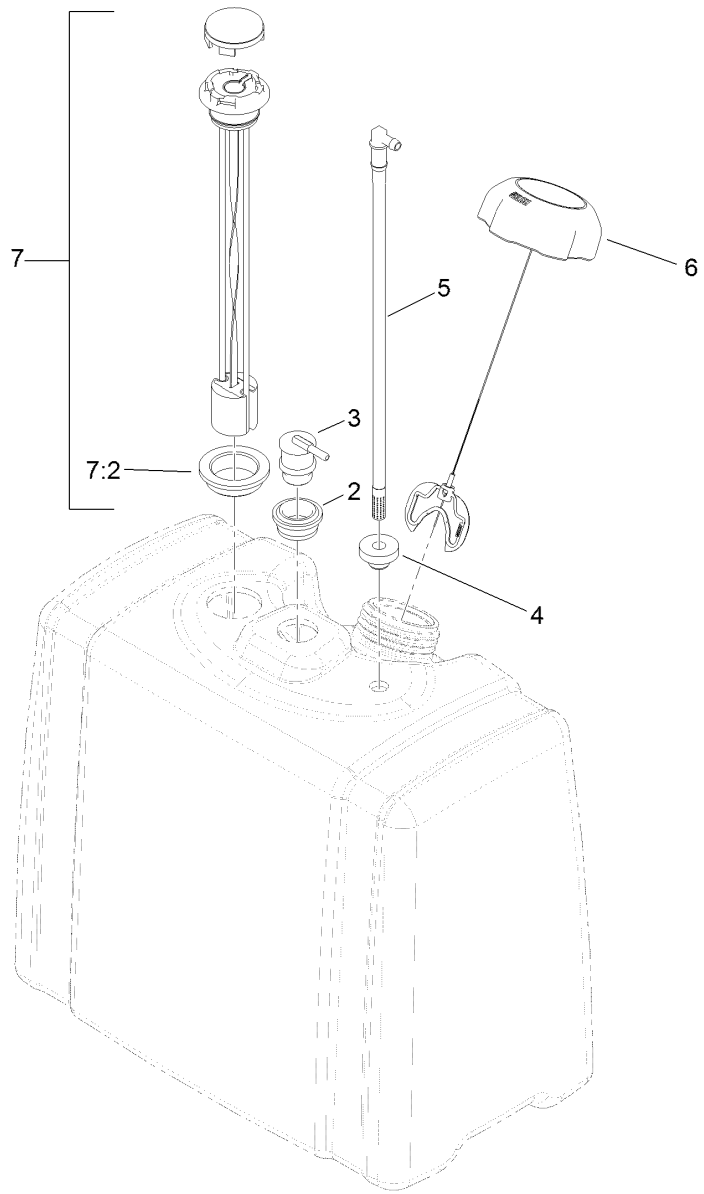
Exhaust Assembly

<i>Ref.</i>	<i>Part Number</i>	<i>Qty.</i>	<i>Description</i>	<i>Ref.</i>	<i>Part Number</i>	<i>Qty.</i>	<i>Description</i>
1	127-9736	1	Muffler-Venturi	10	131-3286-03	1	Mount-Muffler
2	127-9734	1	Manifold-Exhaust	11	130-7143	1	Shield-Muffler
3	127-9735	1	Pipe-Exhaust	12	110-6697	2	Gasket-Exhaust
4	2112-11	4	Clamp-Muffler	13	92-6780	4	Nut-HF
5	130-7101	1	Bracket-Hanger, Tailpipe	14	127-9787	1	Shield-Heat, Muffler
6	117-0744	2	Hanger-Muffler	15	2112-9	1	Clamp
7	3256-3	7	Washer-Flat	15:1	32128-20	2	Nut-HF
8	322-5	8	Screw-HH	16	3234-13	6	Screw-HHF
9	104-8300	8	Nut-HF, NI	17	2412-74	1	R-Clamp



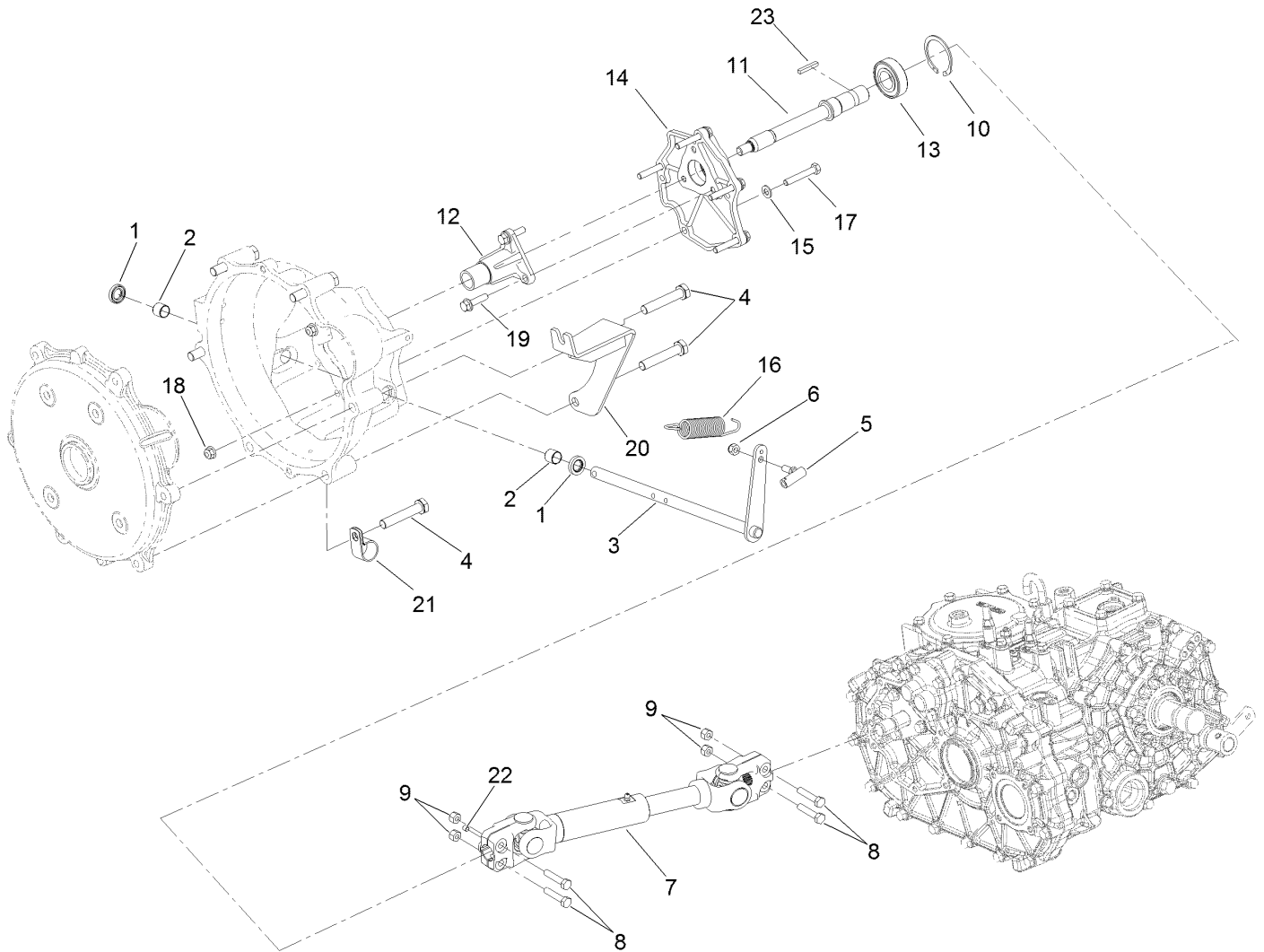
Fuel Tank, Filter and Line Assembly

<i>Ref.</i>	<i>Part Number</i>	<i>Qty.</i>	<i>Description</i>	<i>Ref.</i>	<i>Part Number</i>	<i>Qty.</i>	<i>Description</i>
1	125-0850-03	1	Tube-Mount, Fuel Tank	13	133-8499	1	Valve-Check, Vacuum
2	115-9048	1	Fuel Tank ASM	14	2412-80	6	Clamp-Hose
3	125-8129-03	1	Strap-Cannister, Carbon	15	1-807512	1	Bolt-CARR
4	125-0853	2	Strap-Fuel Tank	19	2412-98	2	Clamp-Hose
5	33094-00	2	Washer-Plain	20	110-3372	1	Hose-Fuel
6	322-41	2	Screw-HH	21	112-7048	1	Hose-Fuel
7	322-3	2	Screw-HH	22	110-0047	1	Hose-Fuel
8	104-8300	5	Nut-HF, NI	23	115-7871	1	Hose-Fuel
9	17-9420	3	Screw-Handle	24	119-6073	1	Hose-Fuel
10	127-8685	1	Canister-Carbon	25	2412-147	1	Clamp-R
11	115-7854	1	Filter-Fuel, Inline	26	3290-378	1	Tie-Cable
12	104-7201	1	Nut-HF				



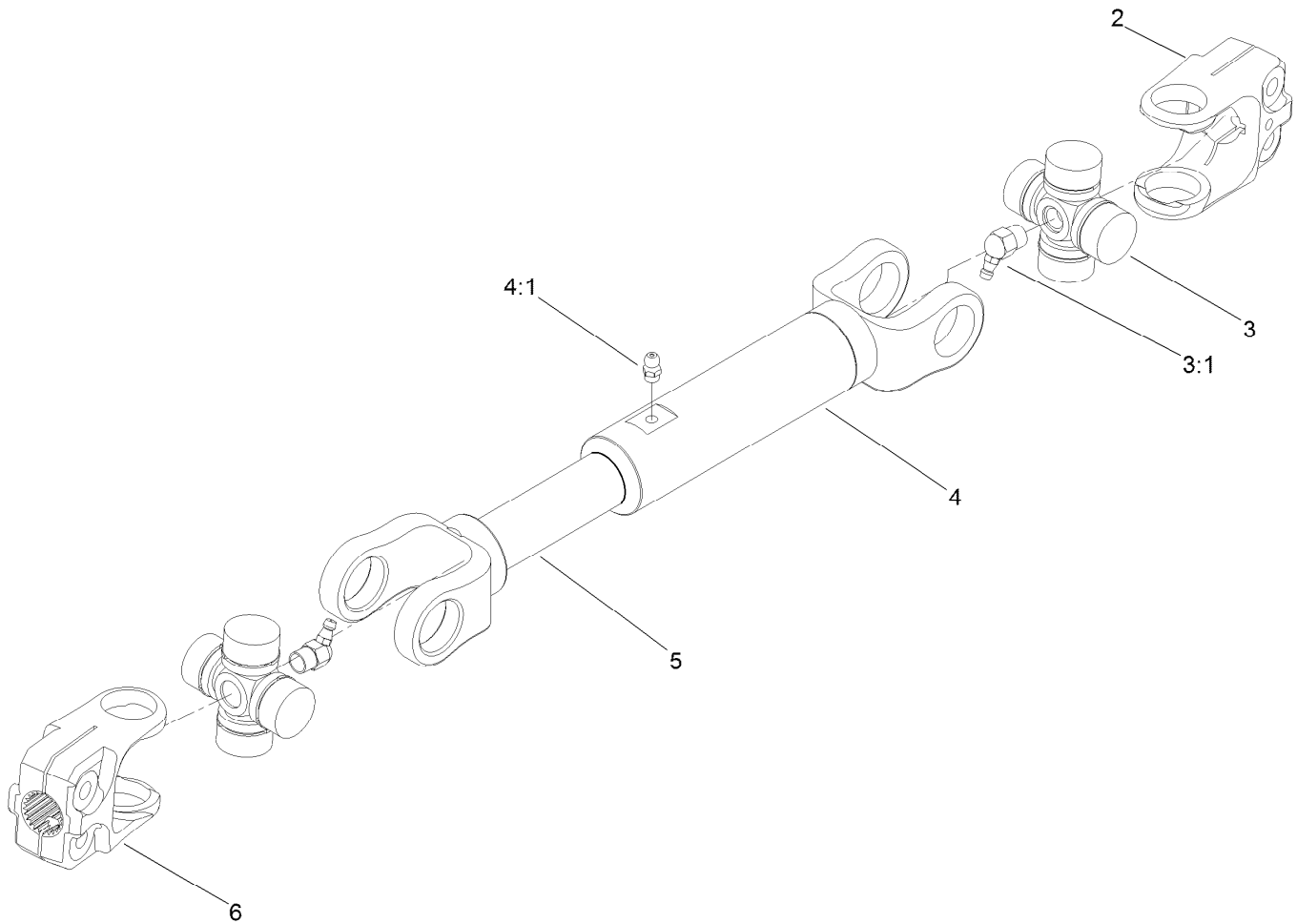
Fuel Tank Assembly No. 115-9048

<i>Ref.</i>	<i>Part Number</i>	<i>Qty.</i>	<i>Description</i>
2	114-0284	1	Grommet
3	114-0285	1	Valve-Rollover
4	46-6560	1	Bushing
5	115-9044	1	Pipe-Stand
6	137-4127	1	Cap-Fuel
7	119-0509	1	Gauge ASM
7:2	119-0508	1	Seal



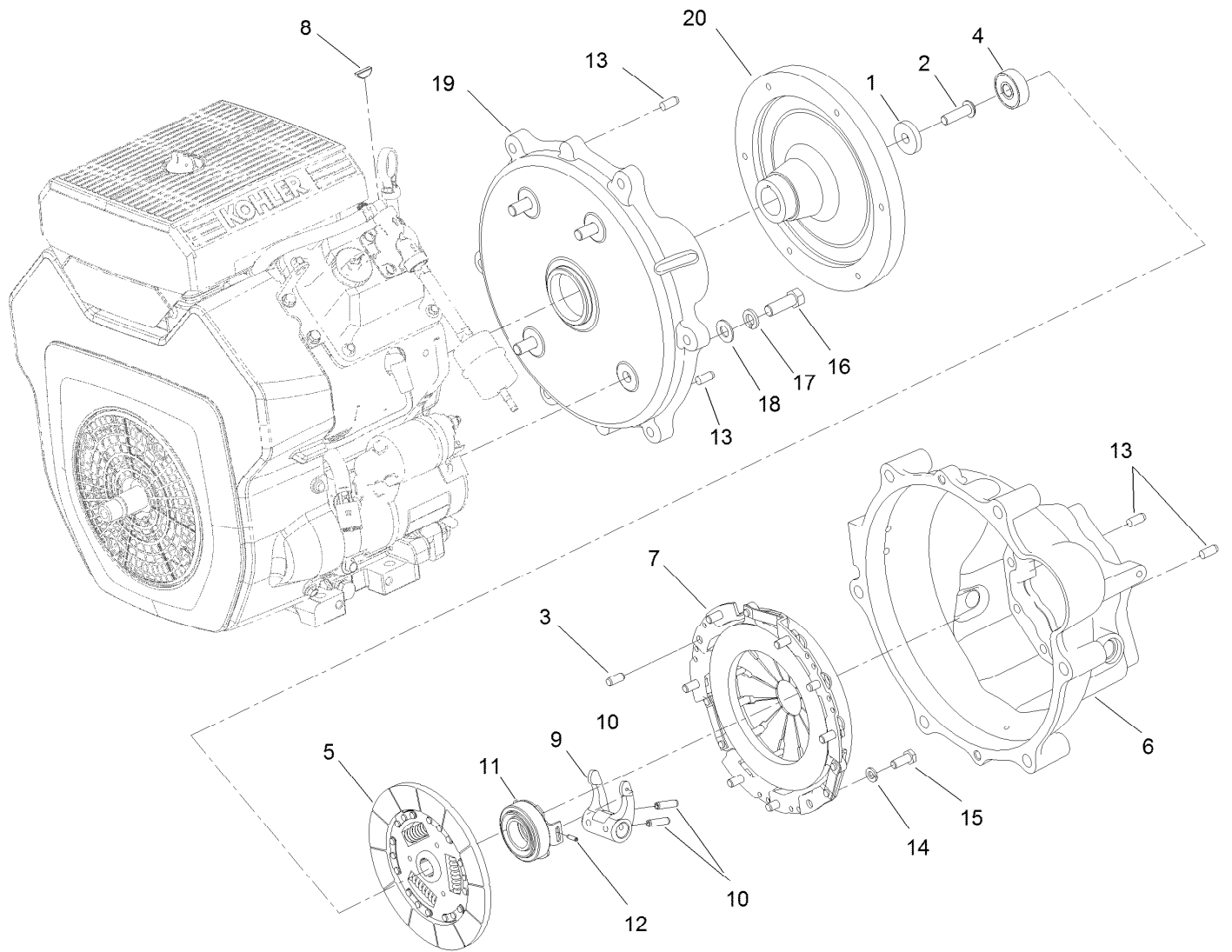
Driveshaft Connection Assembly

<i>Ref.</i>	<i>Part Number</i>	<i>Qty.</i>	<i>Description</i>	<i>Ref.</i>	<i>Part Number</i>	<i>Qty.</i>	<i>Description</i>
1	87-1920	2	Seal-Oil	13	251-82	1	Bearing-Ball
2	87-3770	2	Bushing-Housing, Bell	14	125-0820	1	Cover-Bearing Support
3	115-2311	1	Lever-Clutch	15	3256-23	5	Washer-Plain
4	107-7983	6	Screw-HH	16	68-9950	1	Spring-Traction
5	2411-33	1	Balljoint-RH (W/Grommet)	17	322-10	5	Screw-HH
6	3296-4	1	Nut-Lock	18	104-8300	5	Nut-HF, NI
7	119-6040	1	Driveshaft ASM	19	119-4036	3	Screw-HHF
8	322-8	4	Screw-HH	20	125-8063-03	1	Bracket-Cable, Clutch
9	3296-29	4	Nut-Lock, NI	21	2412-82	1	Clamp-R
10	32151-71	1	Ring-Retaining, Internal	22	3245-32	1	Screw-HSH
11	125-0797	1	Shaft-Output	23	92-0049	1	Key-Square
12	87-5320	1	Release-Guide				



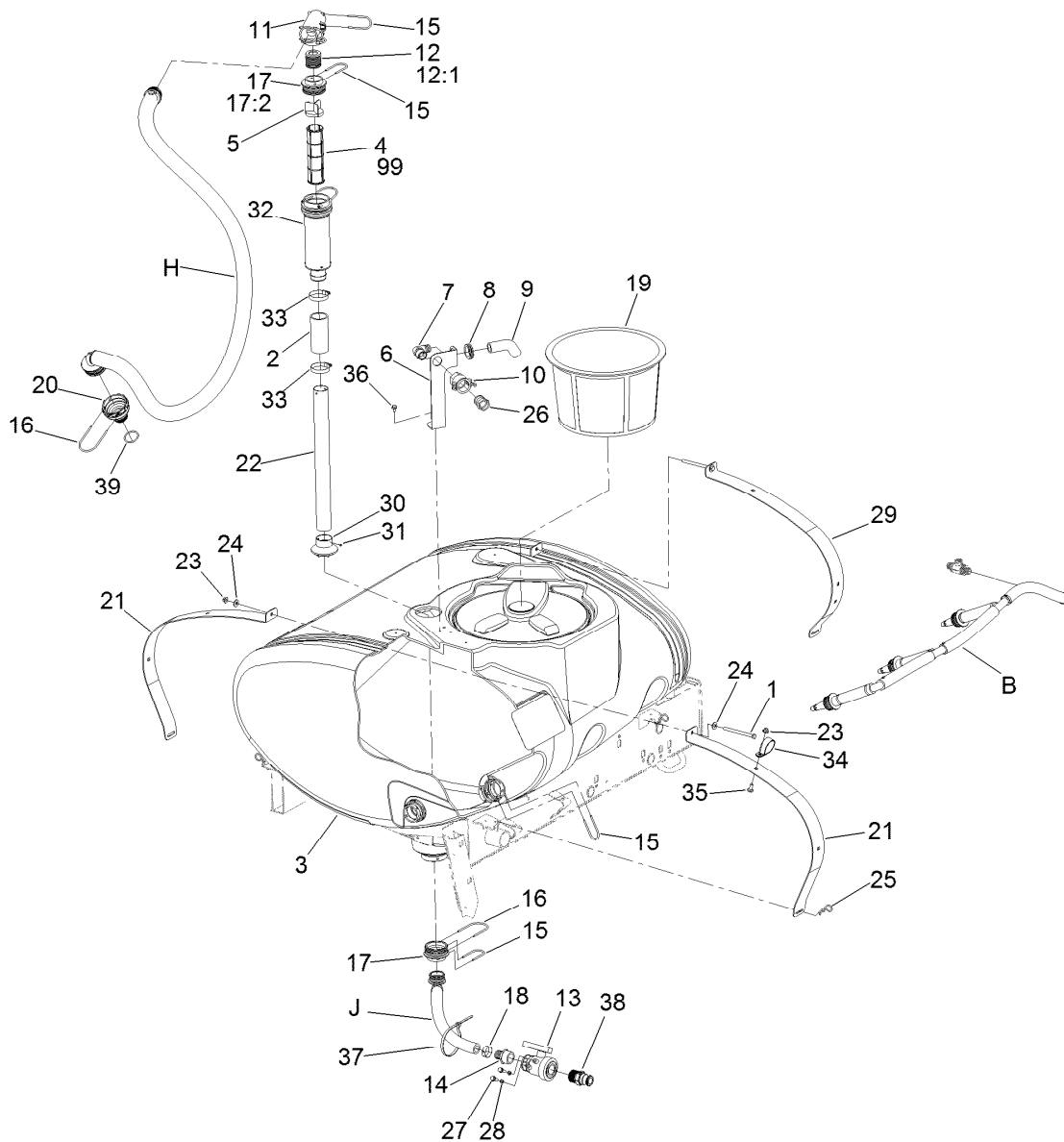
Driveshaft Assembly No. 119-6040

<i>Ref.</i>	<i>Part Number</i>	<i>Qty.</i>	<i>Description</i>
2	100-8633	1	Yoke-Keyed
3	54-9180	2	U-Joint Kit
3:1	62-3820	1	Fitting-Grease
4	110-4706	1	Tube-Yoke, Slip
4:1	302-58	1	Fitting-Straight
5	110-4705	1	Shaft-Yoke, Slip
6	100-8632	1	Yoke-Splined



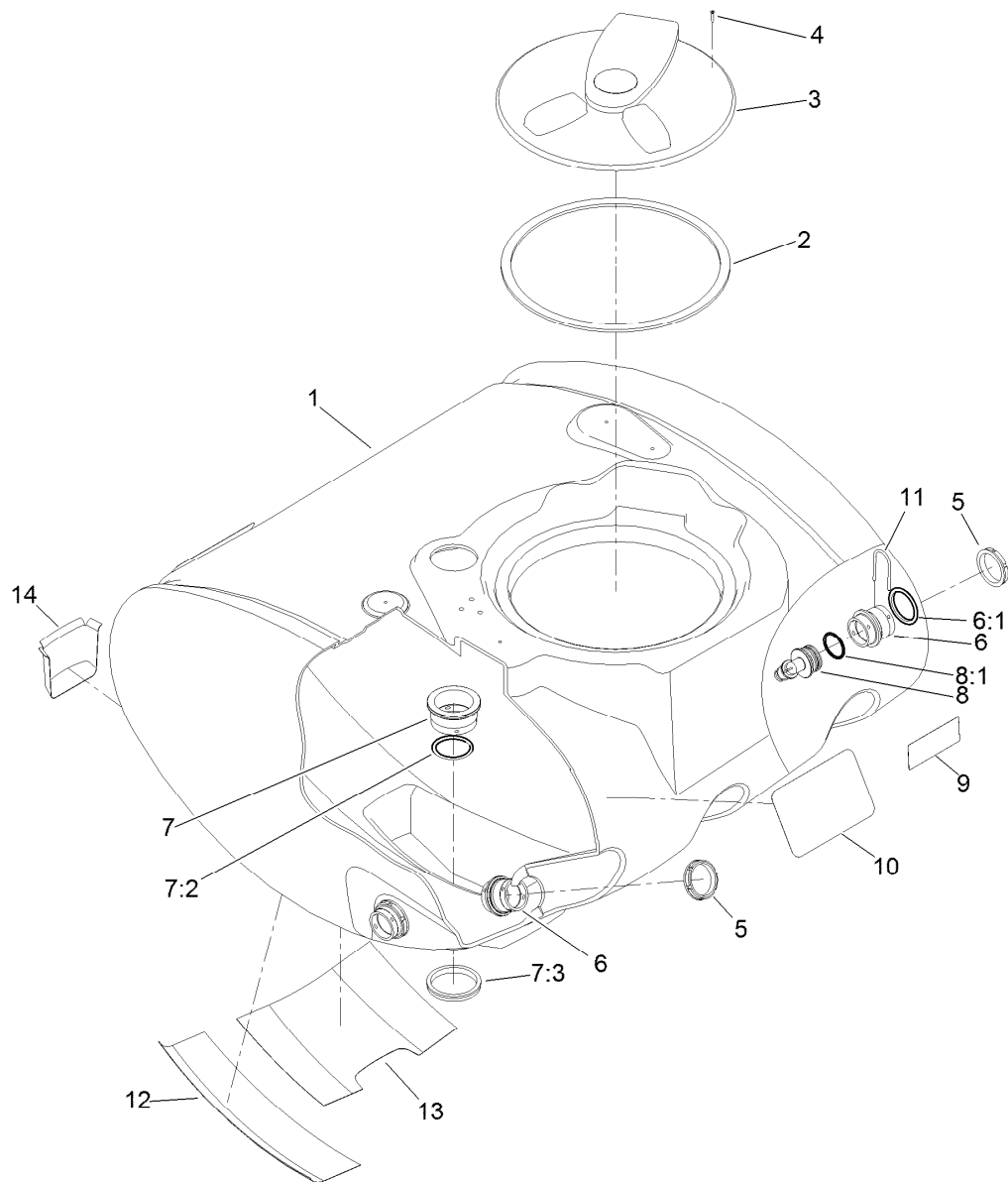
Clutch and Bell Housing Assembly

Ref.	Part Number	Qty.	Description	Ref.	Part Number	Qty.	Description
1	87-6080	1	Washer	11	110-2538	1	Bearing-Release, Clutch
2	3274-63	1	Screw-HSBH	12	32121-7	1	Pin-Roll, Slotted
3	42-7160	3	Pin	13	87-1910	4	Pin-Dowel
4	87-6460	1	Bearing-Ball (W/Seal)	14	3253-4	6	Washer-Lock
5	98-2959	1	Disc-Clutch	15	33114-020	6	Screw-HH
6	104-9249	1	Housing-Bell	16	324-5	4	Screw-HH
7	98-2958	1	Cover-Clutch	17	3253-6	4	Washer-Lock
8	3257-5	1	Key-Woodruff	18	3256-25	4	Washer-Flat
9	87-5300	1	Fork-Clutch	19	107-7991	1	Adapter-Clutch
10	32121-24	2	Pin-Spring	20	87-6480	1	Flywheel



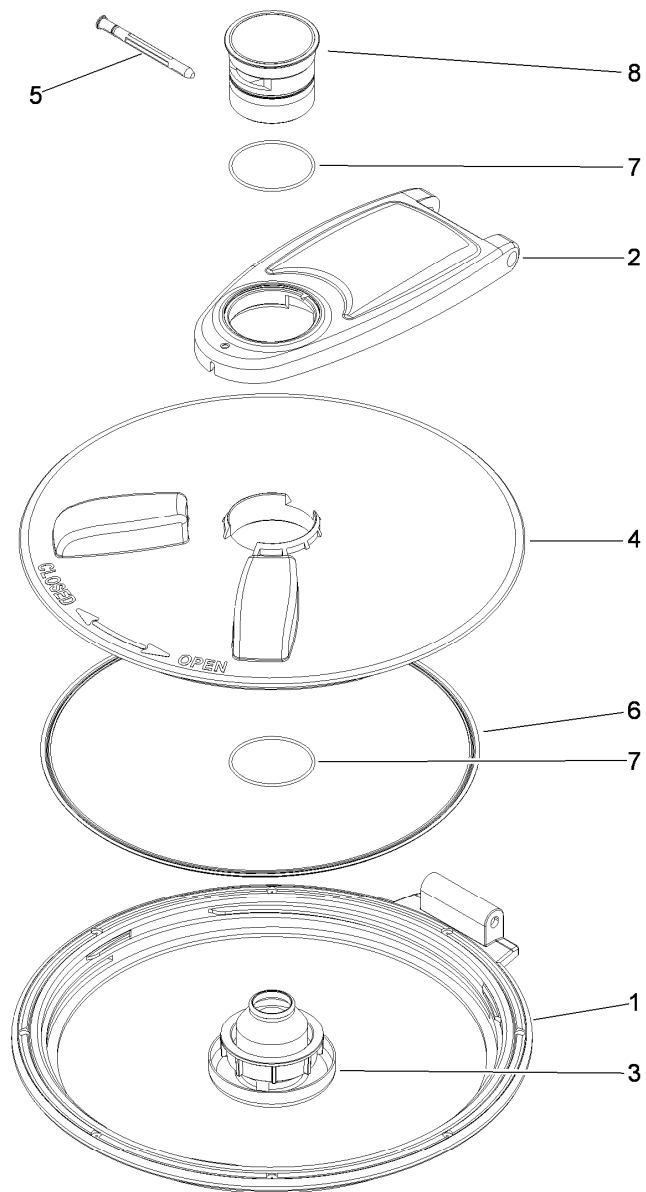
Spray Tank Assembly

Ref.	Part Number	Qty.	Description	Ref.	Part Number	Qty.	Description
1	323-59	2	Bolt-Cap	20	133-2883	1	Fitting
2	100-8649	1	Hose-Suction	21	121-6477-03	2	Band-Tank
3	121-6491	1	Tank ASM	22	125-7997	1	Tube-Suction
4	100-8642	1	Screen-Suction	23	104-8301	3	Nut-HF, NI
5	100-8641	1	Vane-Screen	24	3256-4	4	Washer-Flat
6	110-5082-03	1	Bracket-Anti Siphon	25	3290-343	4	Pin-Hair
7	41140	1	Elbow	26	41316	1	Adapter-Quick
8	110-5090	1	Grommet	27	3234-29	2	Screw-HHF
9	110-5088	1	Hose-Fill	28	3296-47	2	Nut-Lock, NI
10	100-6779	1	Coupling-Female	29	125-0987-03	2	Band-Tank, Rear
11	100-6704	1	Tee	30	100-6714	1	Foot-Tube, Suction
12	106-4947	1	Connector	31	108-3270	1	Screw-TAP
12:1	100-8637	2	O-Ring	32	130-7096	1	Filter ASM
13	108-0069	1	Valve-Ball	33	2412-130	2	Clamp-Hose
14	110-5224	1	Fitting-Barbed, Straight	34	114-9566	1	Clamp-R
15	100-8635	8	Fork	35	3231-2	1	Bolt-CARR
16	117-7996	2	Fork	36	3234-30	1	Screw-HHF
17	117-7928	2	Adapter ASM	37	1-809066	1	Cable Tie-Plastic
17:2	100-6989	1	O-Ring	38	132-7787	1	Coupler-Quick
18	2412-34	1	Clamp-Hose	39	133-2884	1	O-Ring
19	119-9419	1	Basket-Filter	99	133-0385	2	Screen-Teejet, 50 Mesh



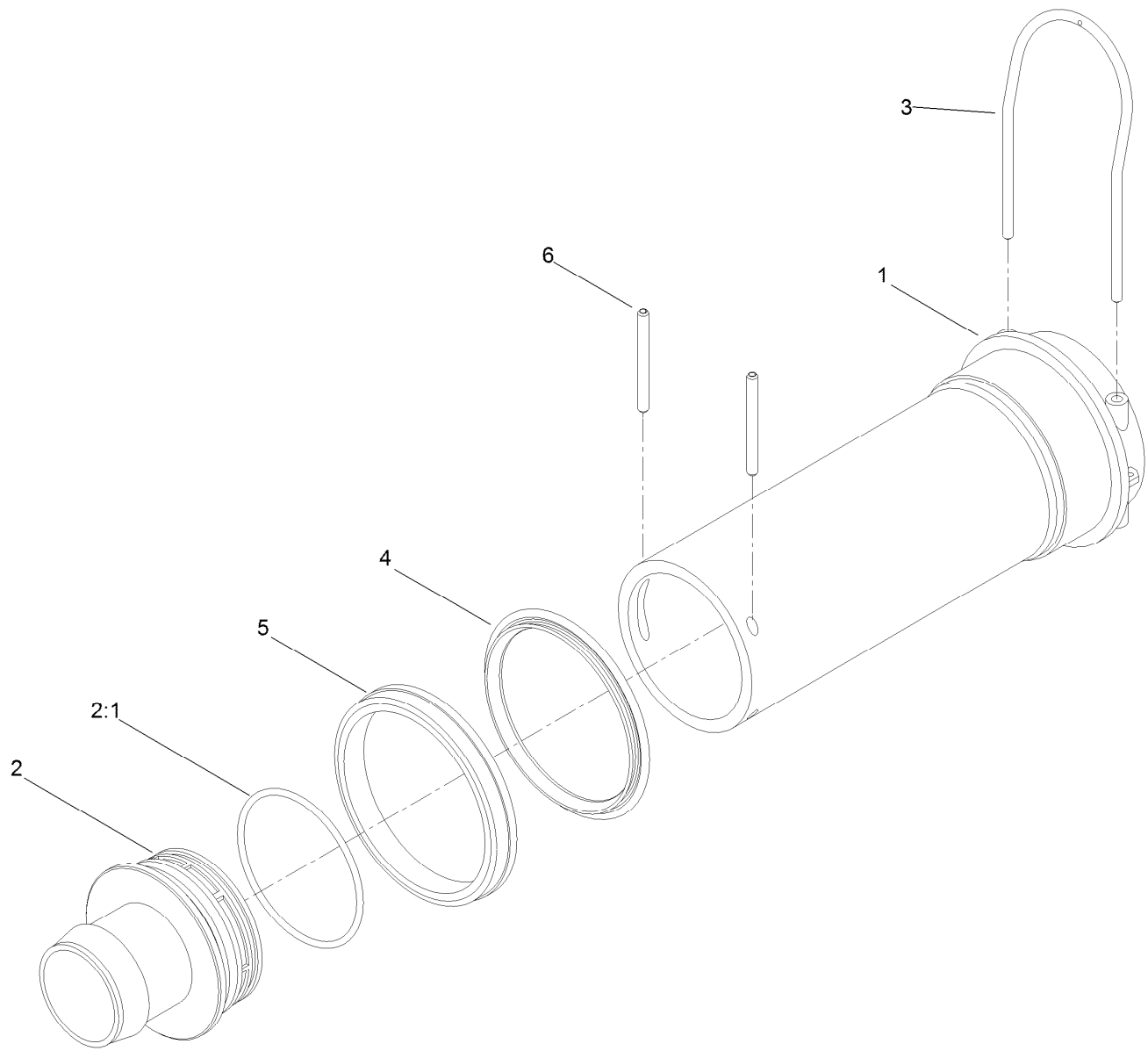
Tank Assembly No. 121-6491

<i>Ref.</i>	<i>Part Number</i>	<i>Qty.</i>	<i>Description</i>	<i>Ref.</i>	<i>Part Number</i>	<i>Qty.</i>	<i>Description</i>
1	121-6490	1	Tank-175 Gallon	7:3	100-8647	1	Nut-Bulkhead
2	119-9378	1	Gasket-Lid, Tank	8	106-4933	2	Hosebarb ASM
3	119-9380	1	Spray Tank Lid ASM	8:1	100-8637	1	O-Ring
4	107-8635	8	Screw-PFH	9	120-0622	1	Decal-Warning
5	100-7051	4	Nut-Bulkhead	10	121-6486	2	Decal-Tank
6	108-3358	5	Fitting-Bulkhead	11	100-8635	2	Fork
6:1	107-2864	1	Gasket-Bulkhead	12	125-7967	1	Heat Tape-Shield, Front
7	117-7851	1	Bulkhead ASM	13	125-7968	1	Heat Tape-Shield, Side
7:2	100-8646	1	Gasket-Bulkhead	14	125-7969	1	Heat Tape-Shield, Sump



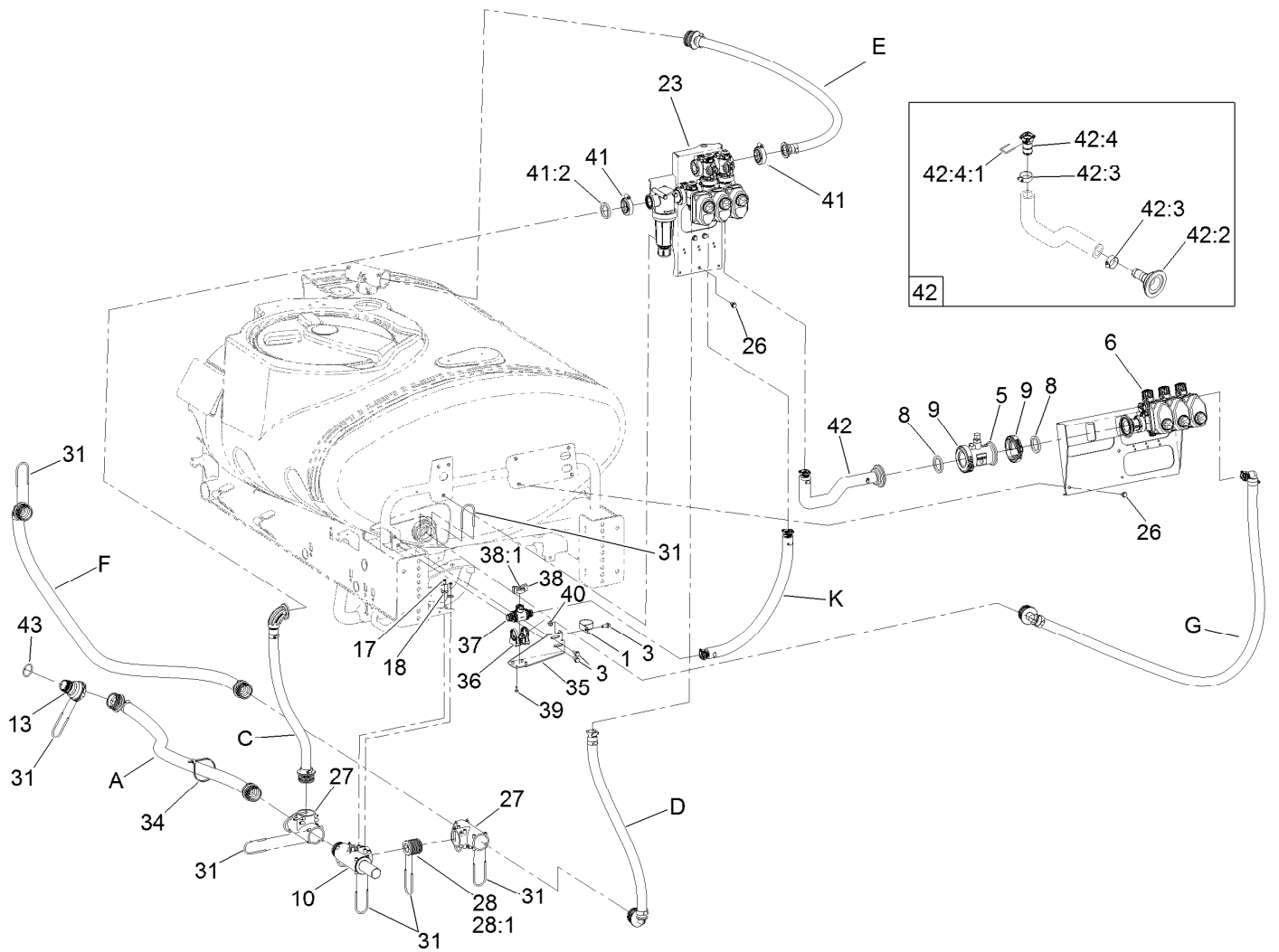
Spray Tank Lid Assembly No. 119-9380

<i>Ref.</i>	<i>Part Number</i>	<i>Qty.</i>	<i>Description</i>
1	119-9381	1	Ring-Lid
2	119-9382	1	Arm-Lid
3	119-9383	1	Vent-Lid
4	119-9384	1	Cover-Lid
5	119-9385	1	Pin-Pivot
6	106-5004	1	Seal-Lid
7	119-9386	2	O-Ring
8	119-9387	1	Cap-Lid



Filter Assembly No. 130-7096

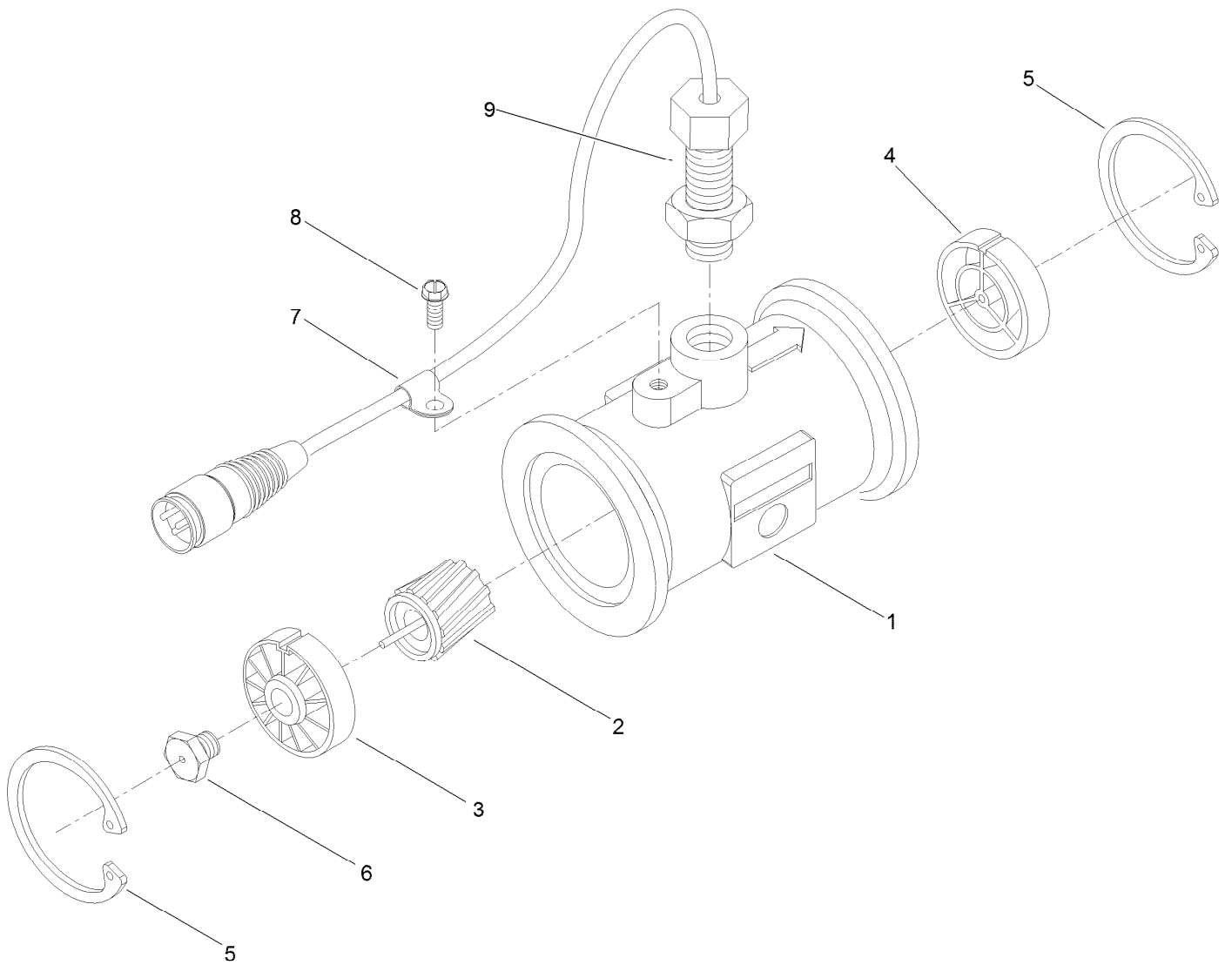
<i>Ref.</i>	<i>Part Number</i>	<i>Qty.</i>	<i>Description</i>
1	100-8643	1	Housing-Filter
2	106-4942	1	Hosebarb-Straight
2:1	100-6989	1	O-Ring
3	100-8636	1	Fork-Special
4	100-8646	1	Gasket-Bulkhead
5	100-8647	1	Nut-Bulkhead
6	100-8644	2	Pin-Expansion



Spray Tank Valve Assembly

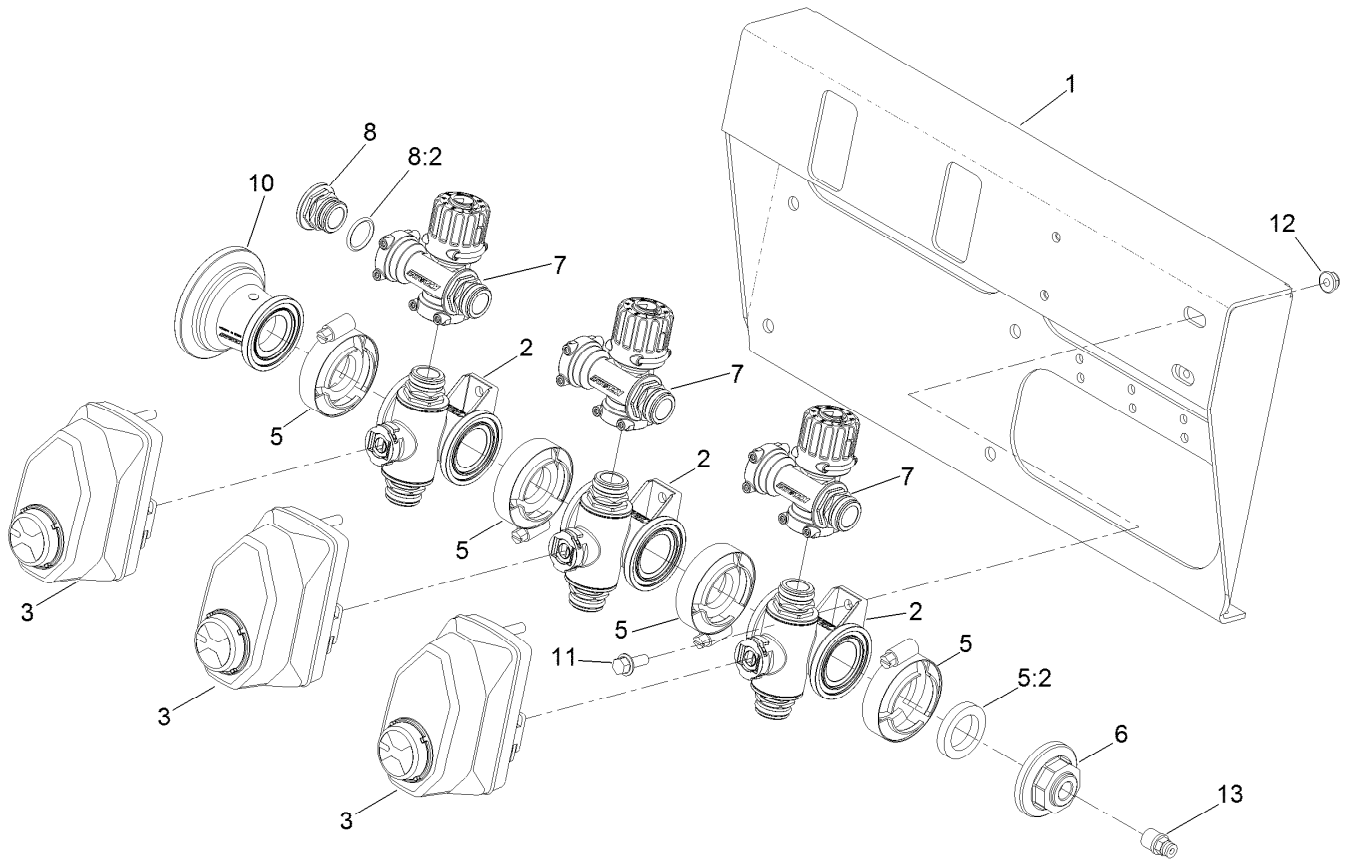
Ref.	Part Number	Qty.	Description	Ref.	Part Number	Qty.	Description
1	2412-147	1	Clamp-R	34	3334-945	3	Tie-Cable
3	3234-47	3	Screw-HHF	35	132-4318-03	1	Mount-Bracket, Agitation
5	138-6128	1	Flow Meter ASM	36	132-4302	1	Mount-Valve
6		1	Section Valve Manifold ASM	37	131-0249	1	On/Off 2-Way Valve Kit
8	104-9090	2	Gasket	38	131-0264	1	Agitation Throttling Handle Kit
9	104-9089	2	Clamp-Screw, Worm	38:1	131-0263	1	Screw-Handle
10	117-7874	1	Relief Valve ASM	39	33113-012	4	Screw-HH
13	133-2881	1	Fitting	40	104-8300	1	Nut-HF, NI
17	32144-32	2	Screw	41	127-9829	2	Clamp/Gasket Kit
18	3256-61	2	Washer-Flat	41:2	127-1145	1	Gasket-Flange
23		1	Agitation Manifold ASM ●	42	132-4343	1	Master Hose ASM
26	32104-32	7	Screw-HWH	42:2	107-8704	1	Hosebarb
27	100-6704	2	Tee	42:3	2412-34	2	Clamp-Hose
28	106-4947	1	Connector	42:4	127-9806	1	Fitting Kit
28:1	100-8637	2	O-Ring	42:4:1	133-0398	1	Pin-Fork
31	100-8635	12	Fork	43	133-2882	1	O-Ring

● Not serviced separately



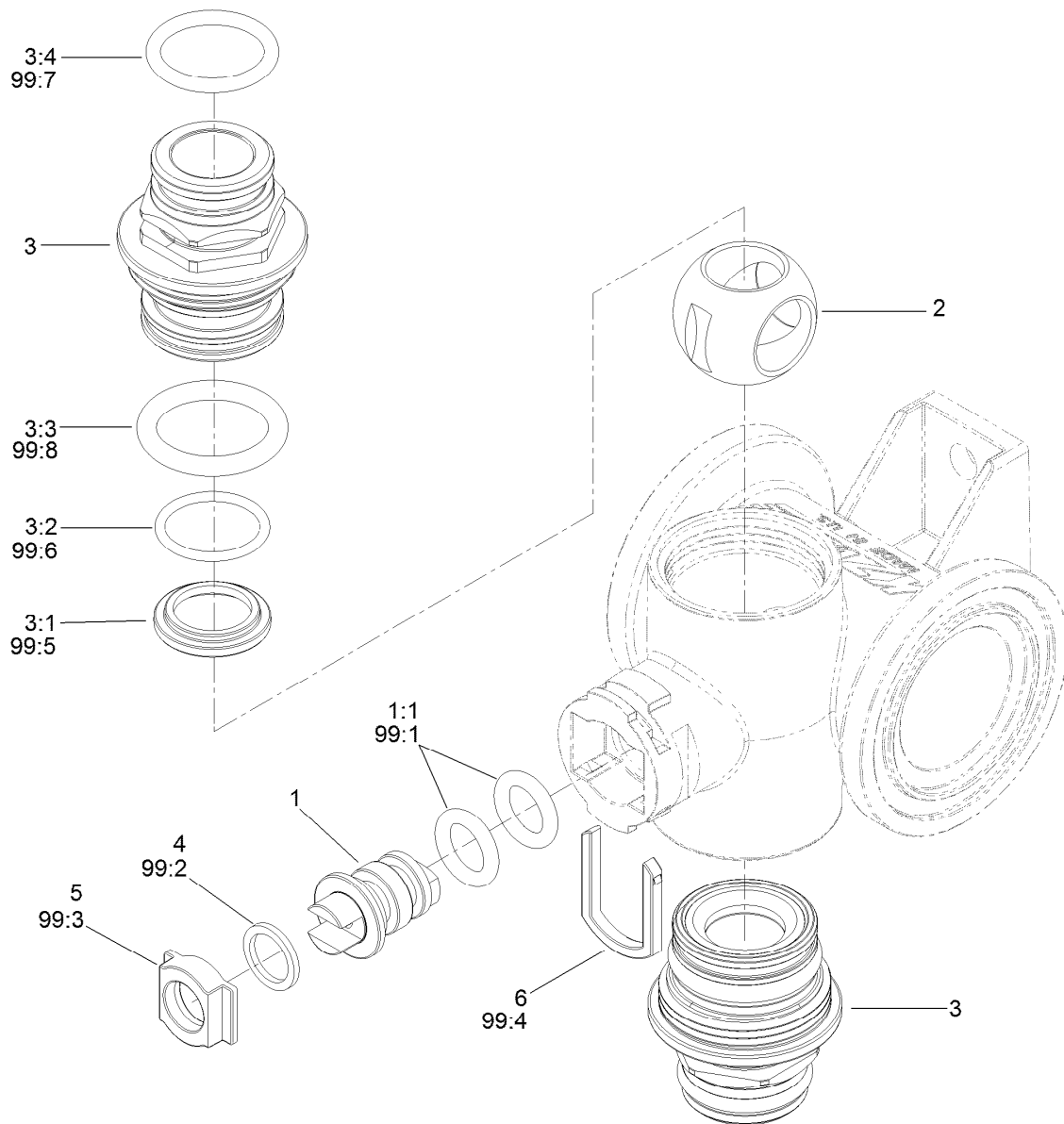
Flow Meter Assembly No. 138-6128

<i>Ref.</i>	<i>Part Number</i>	<i>Qty.</i>	<i>Description</i>
1	106-1042	1	Body-Meter, Flow
2	104-9059	1	Rotor / Magnet ASM
3	104-9060	1	Upstream Hub And Bearing ASM
4	104-9061	1	Downstream Hub ASM
5	104-9062	2	Ring-Retaining, Internal
6	42480	1	Stud-Turbine (W / Bearing)
7	104-9063	1	Clamp-Cable
8	104-9064	1	Screw-HWHTF
9	138-6129	1	Sensor-Meter, Flow



Section Valve Manifold Assembly

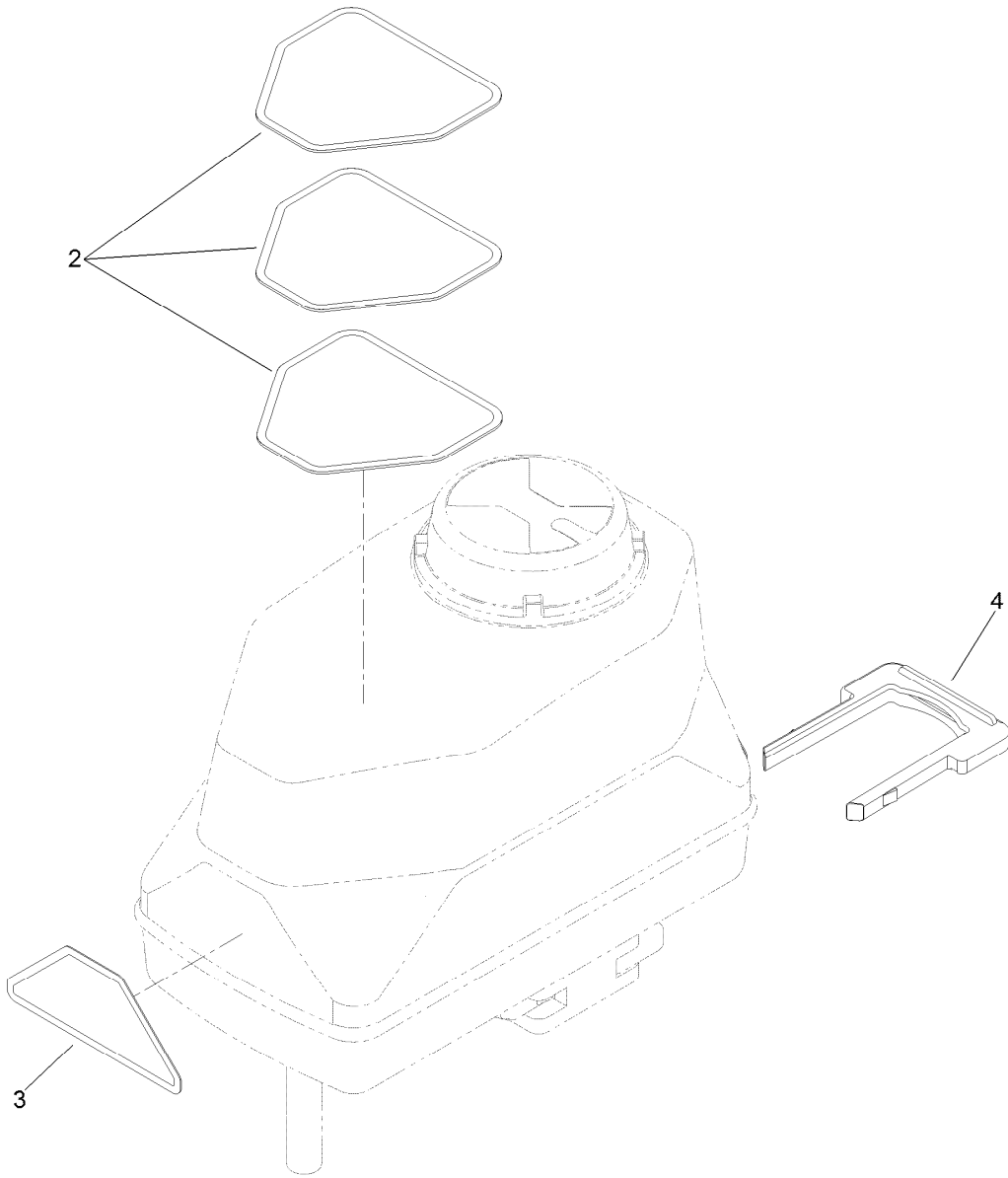
Ref.	Part Number	Qty.	Description
1	131-0240	1	Mount-Valve, Boom
2	127-9803	3	On/Off Manifold Valve Kit
3	131-3723	3	Actuator On/Off Kit
5	127-9829	4	Clamp/Gasket Kit
5:2	127-1145	1	Gasket-Flange
6	127-1185	1	Fitting-Cap, Port
7	127-9805	3	Bypass Valve ASM
8	127-9810	1	Male Cap Fitting Kit
8:2	127-1187	1	O-Ring, Endcap
10	127-1144	1	Fitting-Adapter
11	3234-4	4	Screw-HHF
12	104-7201	4	Nut-HF
13	131-3709	1	Coupler



On/Off Manifold Valve Kit No. 127-9803

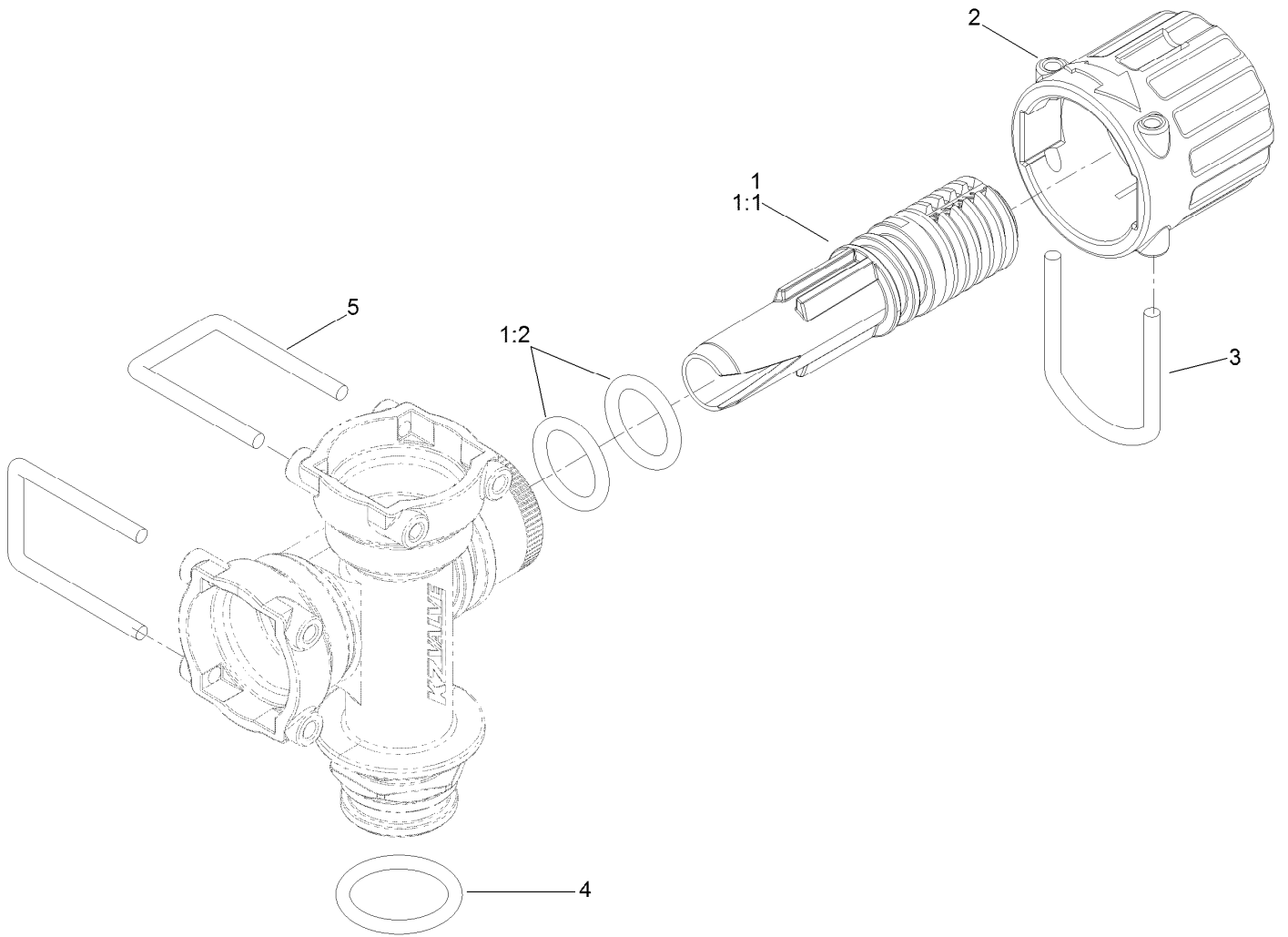
<i>Ref.</i>	<i>Part Number</i>	<i>Qty.</i>	<i>Description</i>	<i>Ref.</i>	<i>Part Number</i>	<i>Qty.</i>	<i>Description</i>
1	130-8248	1	Vavle Stem Kit	6	127-1190	1	Fork-Stem, Valve
1:1	127-1197	2	O-Ring-Stem	99	130-7304	1	Valve Repair Kit ●
2	127-1194	1	Ball-Valve, 3Way	99:1	127-1197	2	O-Ring-Stem
3	130-7317	2	Endcap Kit	99:2	127-1196	2	Washer-Stem, Valve
3:1	127-1192	1	Seat-Ball	99:3	127-1195	1	Seat-Stem, Valve
3:2	127-1188	1	O-Ring, Seat (Ball)	99:4	127-1190	1	Fork-Stem, Valve
3:3	127-1189	1	O-Ring, Endcap	99:5	127-1192	2	Seat-Ball
3:4	127-1187	1	O-Ring, Endcap	99:6	127-1188	2	O-Ring, Seat (Ball)
4	127-1196	1	Washer-Stem, Valve	99:7	127-1187	2	O-Ring, Endcap
5	127-1195	1	Seat-Stem, Valve	99:8	127-1189	2	O-Ring, Endcap

● Not illustrated



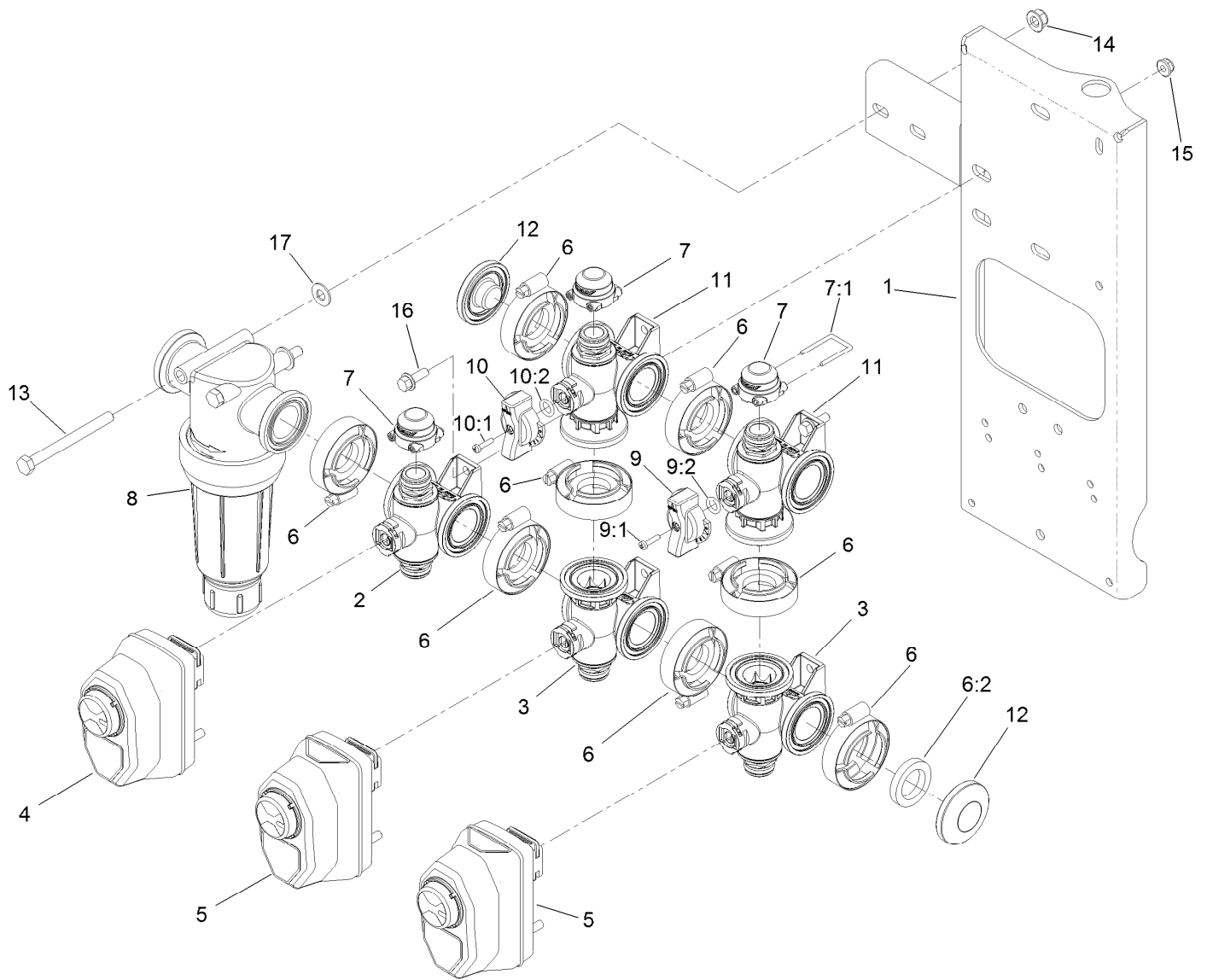
On/Off Actuator Kit No. 131-3723

<i>Ref.</i>	<i>Part Number</i>	<i>Qty.</i>	<i>Description</i>
2	127-6979	1	Decal-Valve, Agitation
2	127-6981	1	Decal-Valve, On/Off
2	127-6982	1	Decal-Valve, Master Boom
3	127-6976	1	Decal-Valve, Bypass Adjust
4	130-7301	1	Hairpin-Actuator



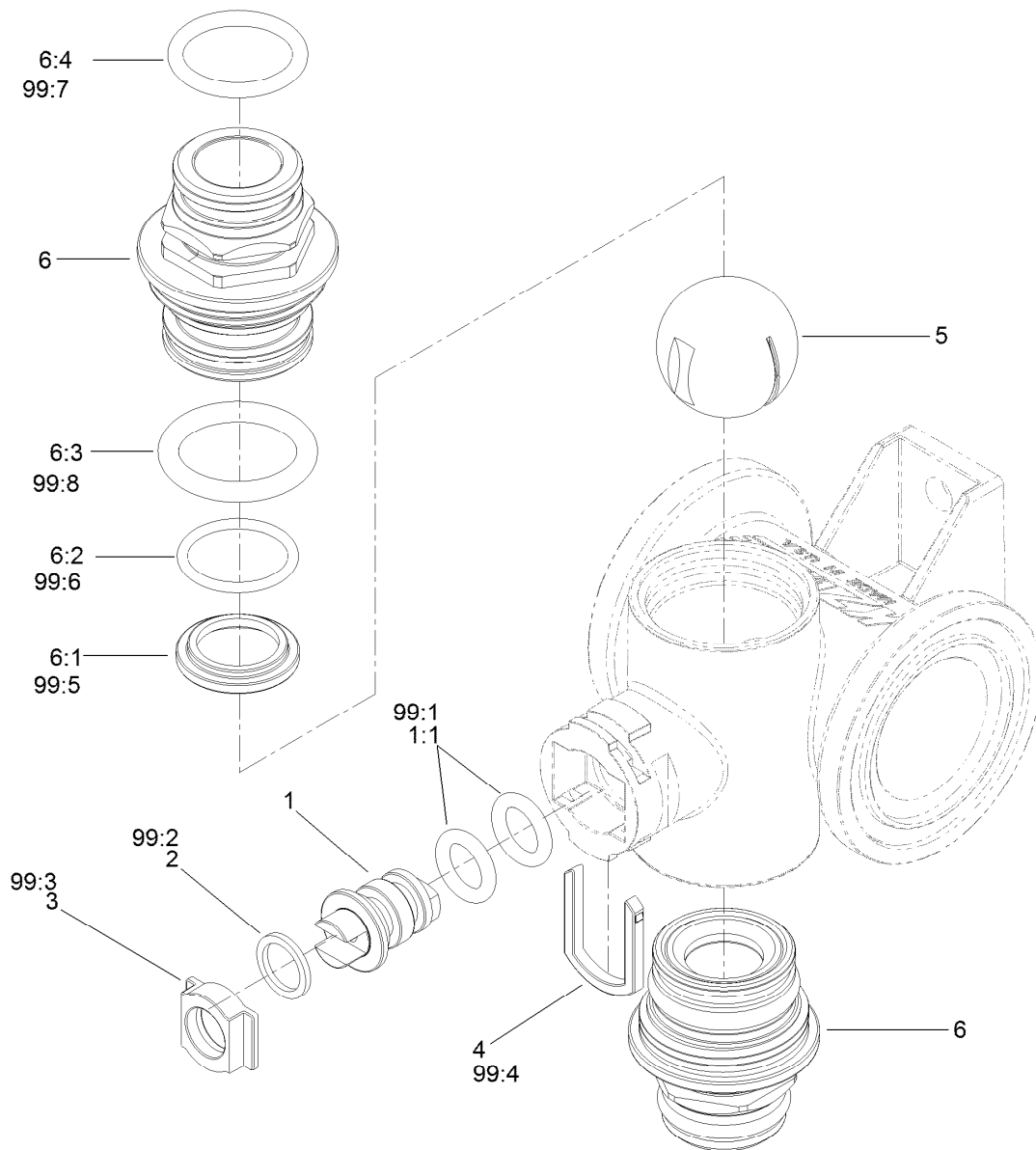
Bypass Valve Assembly No. 127-9805

<i>Ref.</i>	<i>Part Number</i>	<i>Qty.</i>	<i>Description</i>
1	131-0298	1	Bypass Needle Kit
1:1	127-1182	1	Needle-Bypass
1:2	127-1181	2	Oring-Bypass Needle
2	127-1180	1	Knob-Bypass
3	127-1179	1	Fork-Bypass Knob
4	127-1187	1	O-Ring, Endcap
5	133-0398	2	Pin-Fork



Agitation Valve Assembly

<i>Ref.</i>	<i>Part Number</i>	<i>Qty.</i>	<i>Description</i>	<i>Ref.</i>	<i>Part Number</i>	<i>Qty.</i>	<i>Description</i>
1	137-4288	1	Mount-Valve	9:2	127-1197	1	O-Ring-Stem
2	127-9804	1	Regulating Valve Body ASM	10	131-0265	1	Agitation Regulating Handle Kit
3	131-7256	2	Manifold Valve Kit	10:1	131-0263	1	Screw-Handle
4	131-3724	1	Actuator Regulating Kit	10:2	127-1197	1	O-Ring-Stem
5	131-3723	2	Actuator On/Off Kit	11	131-0253	2	Manifold Valve Kit
6	127-9829	8	Clamp/Gasket Kit	12	127-9815	2	Fitting-Cap
6:2	127-1145	1	Gasket-Flange	13	322-22	2	Screw-HH
7	127-9811	3	Fitting-Cap, Female	14	104-8300	2	Nut-HF, NI
7:1	133-0398	1	Pin-Fork	15	104-7201	6	Nut-HF
8	131-3791	1	Filter-Pressure	16	3234-4	6	Screw-HHF
9	131-0266	1	Master Regulating Handle Kit	17	107-0279	2	Washer
9:1	131-0263	1	Screw-Handle				

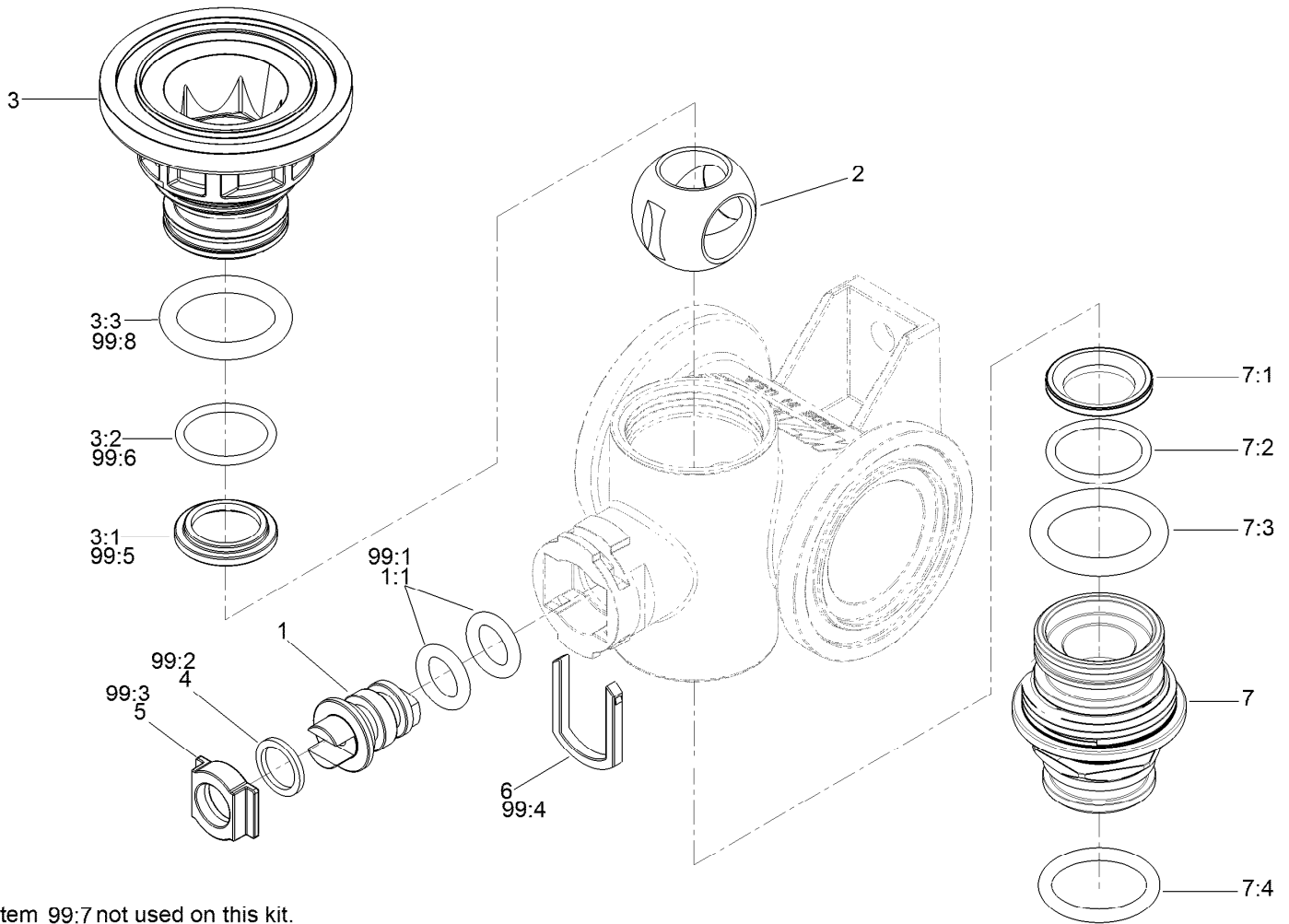


Regulating Valve Body Assembly No. 127-9804

<i>Ref.</i>	<i>Part Number</i>	<i>Qty.</i>	<i>Description</i>
1	130-8248	1	Valve Stem Kit
1:1	127-1197	2	O-Ring-Stem
2	127-1196	1	Washer-Stem, Valve
3	127-1195	1	Seat-Stem, Valve
4	127-1190	1	Fork-Stem, Valve
5	127-1113	1	Ball-V
6	130-7317	2	Endcap Kit
6:1	127-1192	1	Seat-Ball
6:2	127-1188	1	O-Ring, Seat (Ball)
6:3	127-1189	1	O-Ring, Endcap

<i>Ref.</i>	<i>Part Number</i>	<i>Qty.</i>	<i>Description</i>
6:4	127-1187	1	O-Ring, Endcap
99	130-7304	1	Valve Repair Kit ●
99:1	127-1197	2	O-Ring-Stem
99:2	127-1196	2	Washer-Stem, Valve
99:3	127-1195	1	Seat-Stem, Valve
99:4	127-1190	1	Fork-Stem, Valve
99:5	127-1192	2	Seat-Ball
99:6	127-1188	2	O-Ring, Seat (Ball)
99:7	127-1187	2	O-Ring, Endcap
99:8	127-1189	2	O-Ring, Endcap

● Not illustrated

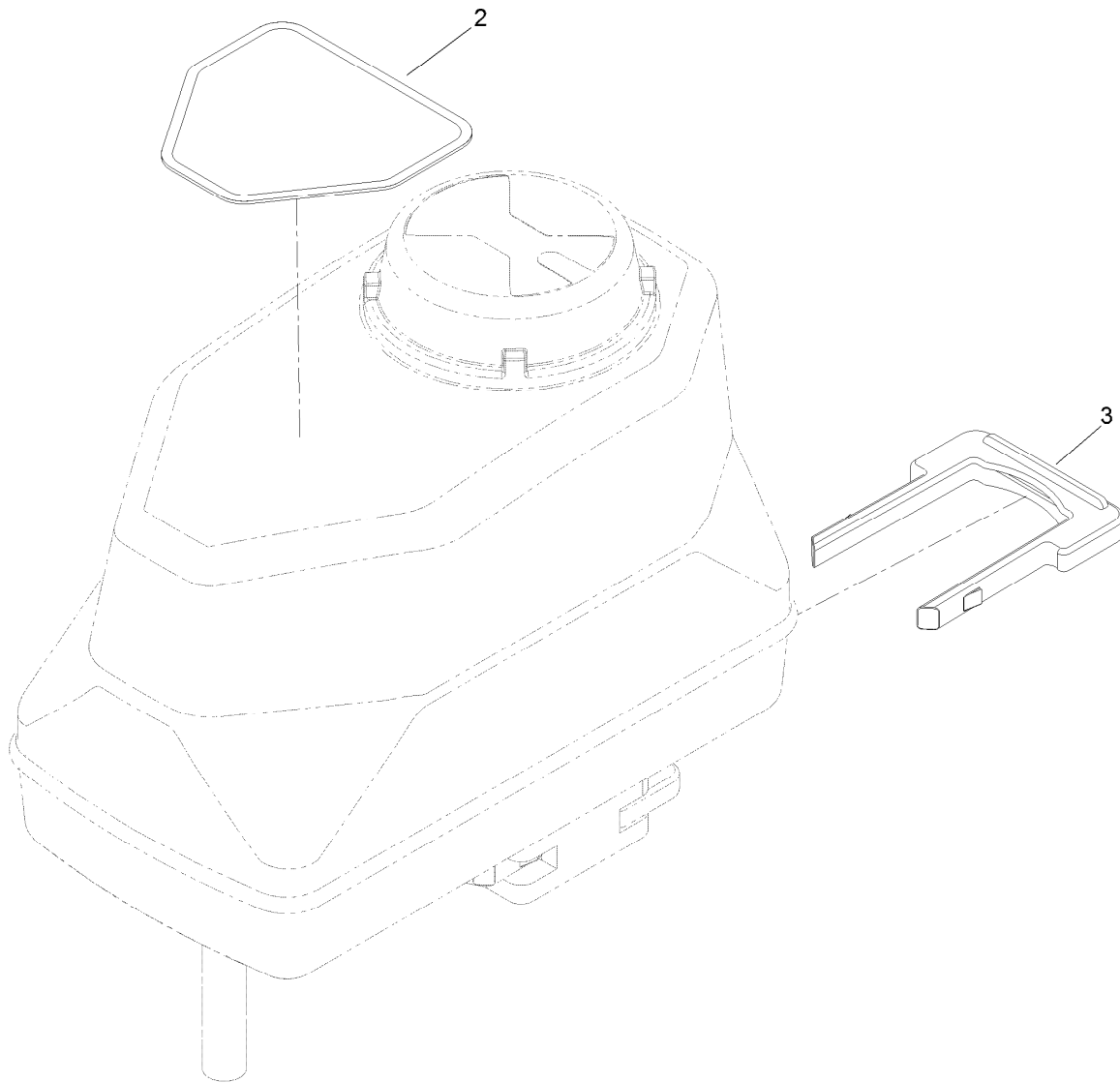


Item 99:7 not used on this kit.

Manifold Valve Kit No. 131-7256

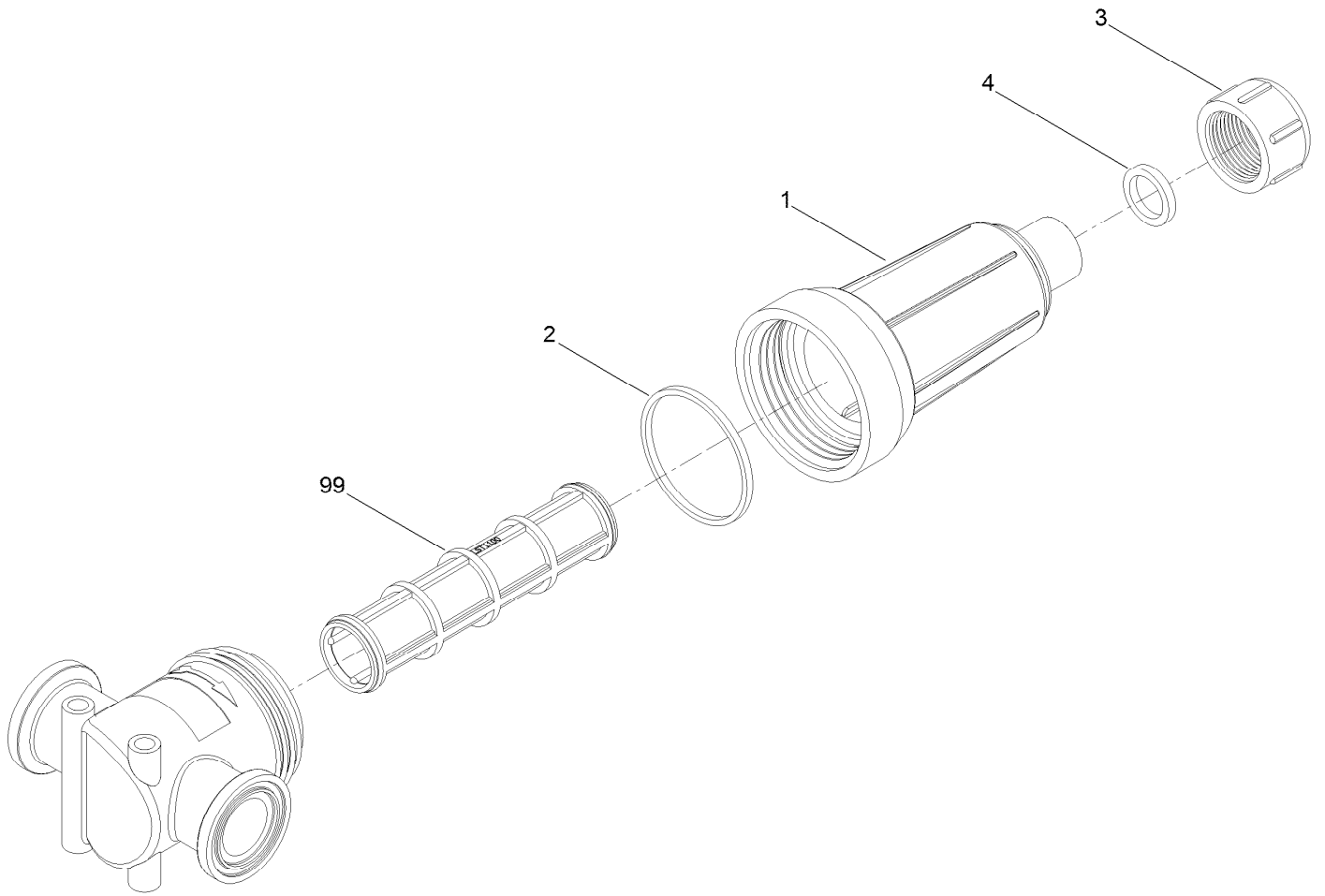
Ref.	Part Number	Qty.	Description	Ref.	Part Number	Qty.	Description
1	130-8248	1	Valve Stem Kit	7:2	127-1188	1	O-Ring, Seat (Ball)
1:1	127-1197	2	O-Ring-Stem	7:3	127-1189	1	O-Ring, Endcap
2	127-1194	1	Ball-Valve, 3Way	7:4	127-1187	1	O-Ring, Endcap
3	130-8249	1	Endcap Kit	99	130-7304	1	Valve Repair Kit ●
3:1	127-1192	1	Seat-Ball	99:1	127-1197	2	O-Ring-Stem
3:2	127-1188	1	O-Ring, Seat (Ball)	99:2	127-1196	2	Washer-Stem, Valve
3:3	127-1189	1	O-Ring, Endcap	99:3	127-1195	1	Seat-Stem, Valve
4	127-1196	1	Washer-Stem, Valve	99:4	127-1190	1	Fork-Stem, Valve
5	127-1195	1	Seat-Stem, Valve	99:5	127-1192	2	Seat-Ball
6	127-1190	1	Fork-Stem, Valve	99:6	127-1188	2	O-Ring, Seat (Ball)
7	130-7317	1	Endcap Kit	99:7	127-1187	2	O-Ring, Endcap
7:1	127-1192	1	Seat-Ball	99:8	127-1189	2	O-Ring, Endcap

● Not illustrated



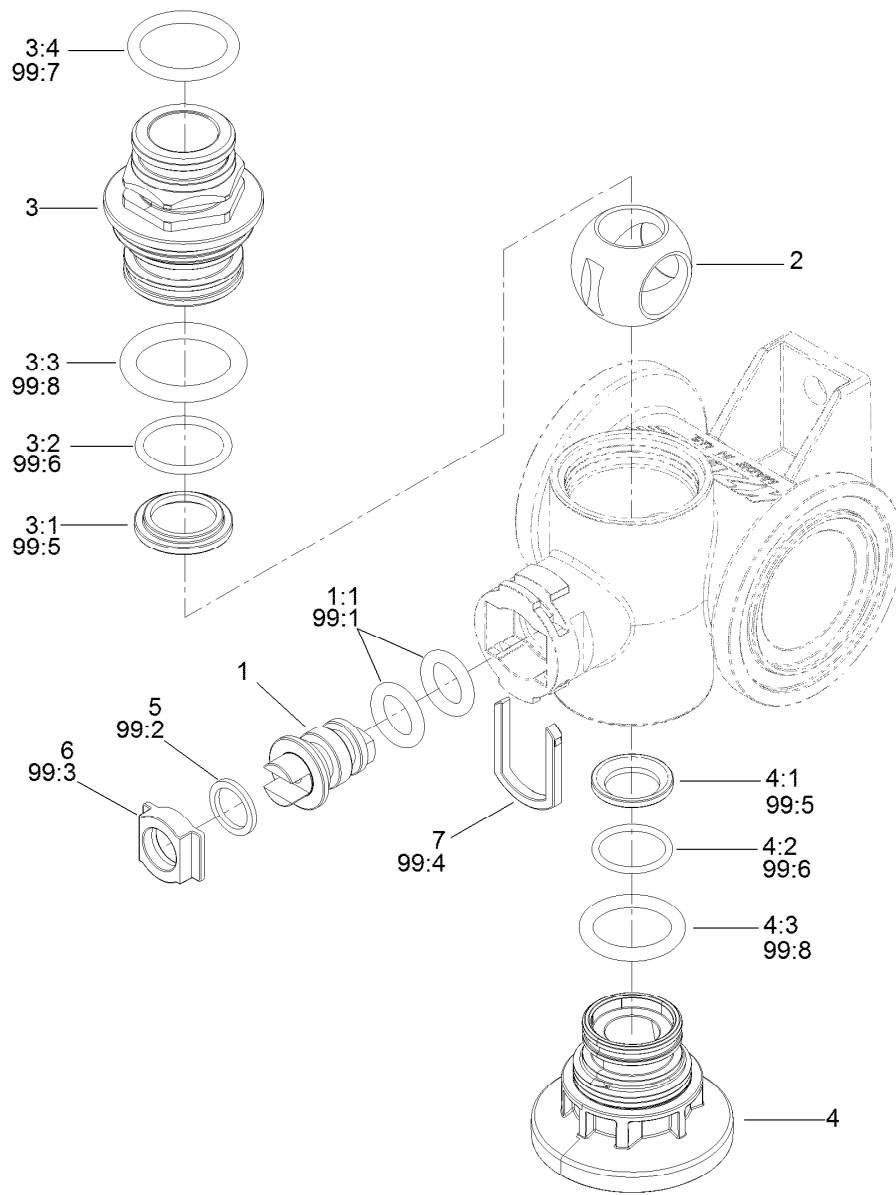
Actuator Regulating Valve No. 131-3724

<i>Ref.</i>	<i>Part Number</i>	<i>Qty.</i>	<i>Description</i>
2	127-6984	1	Decal-Valve, Regulating
3	130-7301	1	Hairpin-Actuator



Pressure Filter Assembly No. 131-3791

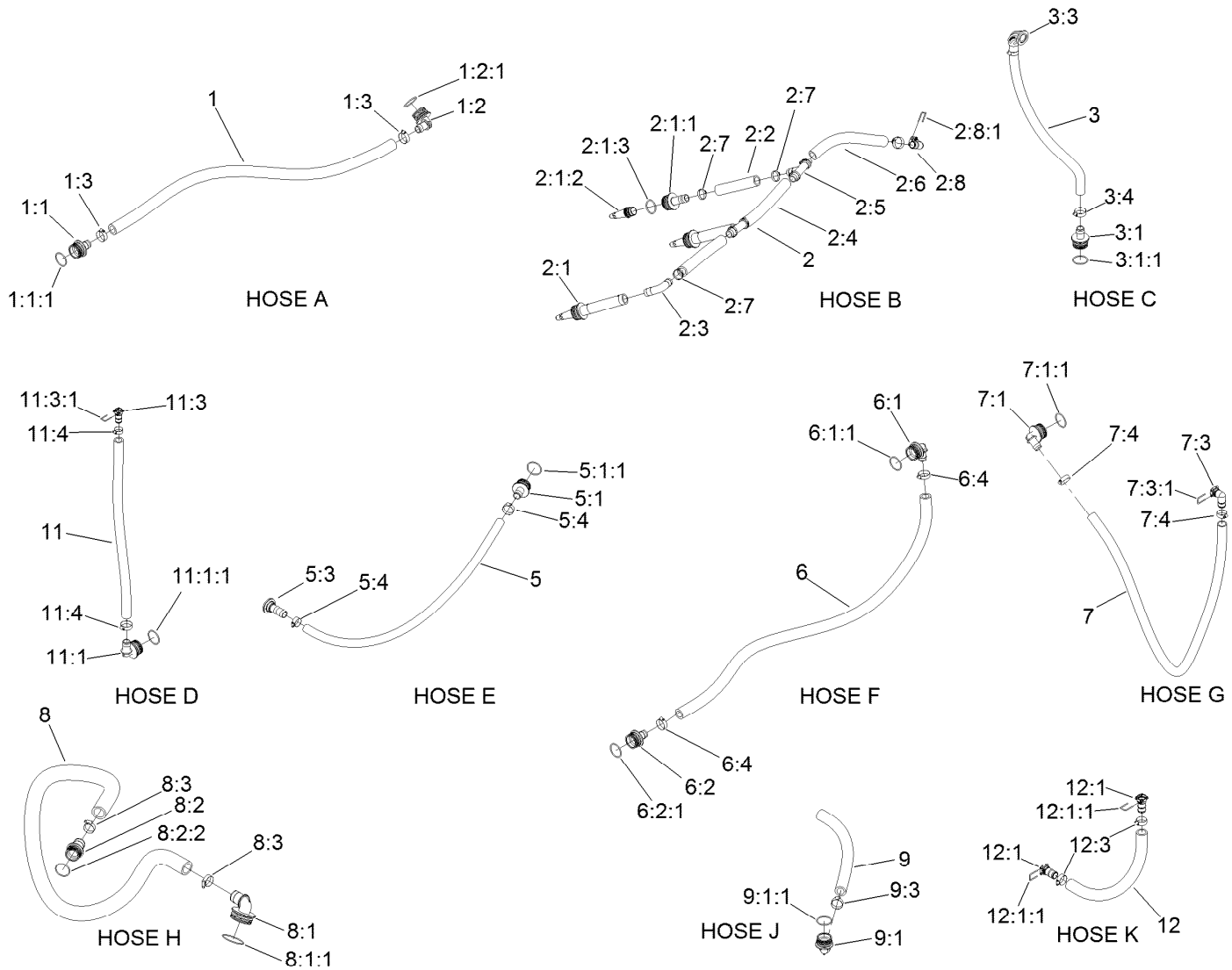
<i>Ref.</i>	<i>Part Number</i>	<i>Qty.</i>	<i>Description</i>
1	136-0397	1	Bowl-Strainer
2	136-0398	1	Rubber-Gasket
3	136-0410	1	Strainer Cap
4	136-0399	1	Rubber-Gasket
99	133-0384	1	Screen-Teejet, 30 Mesh
99	133-0385	1	Screen-Teejet, 50 Mesh
99	133-0386	1	Screen-Teejet, 80 Mesh
99	133-0387	1	Screen-Teejet, 100 Mesh



Manifold Valve Kit No. 131-0253

<i>Ref.</i>	<i>Part Number</i>	<i>Qty.</i>	<i>Description</i>	<i>Ref.</i>	<i>Part Number</i>	<i>Qty.</i>	<i>Description</i>
1	130-8248	1	Valve Stem Kit	5	127-1196	1	Washer-Stem, Valve
1:1	127-1197	2	O-Ring-Stem	6	127-1195	1	Seat-Stem, Valve
2	127-1113	1	Ball-V	7	127-1190	1	Fork-Stem, Valve
3	130-7317	1	Endcap Kit	99	130-7304	1	Valve Repair Kit ●
3:1	127-1192	1	Seat-Ball	99:1	127-1197	2	O-Ring-Stem
3:2	127-1188	1	O-Ring, Seat (Ball)	99:2	127-1196	2	Washer-Stem, Valve
3:3	127-1189	1	O-Ring, Endcap	99:3	127-1195	1	Seat-Stem, Valve
3:4	127-1187	1	O-Ring, Endcap	99:4	127-1190	1	Fork-Stem, Valve
4	130-8249	1	Endcap Kit	99:5	127-1192	2	Seat-Ball
4:1	127-1192	1	Seat-Ball	99:6	127-1188	2	O-Ring, Seat (Ball)
4:2	127-1188	1	O-Ring, Seat (Ball)	99:7	127-1187	2	O-Ring, Endcap
4:3	127-1189	1	O-Ring, Endcap	99:8	127-1189	2	O-Ring, Endcap

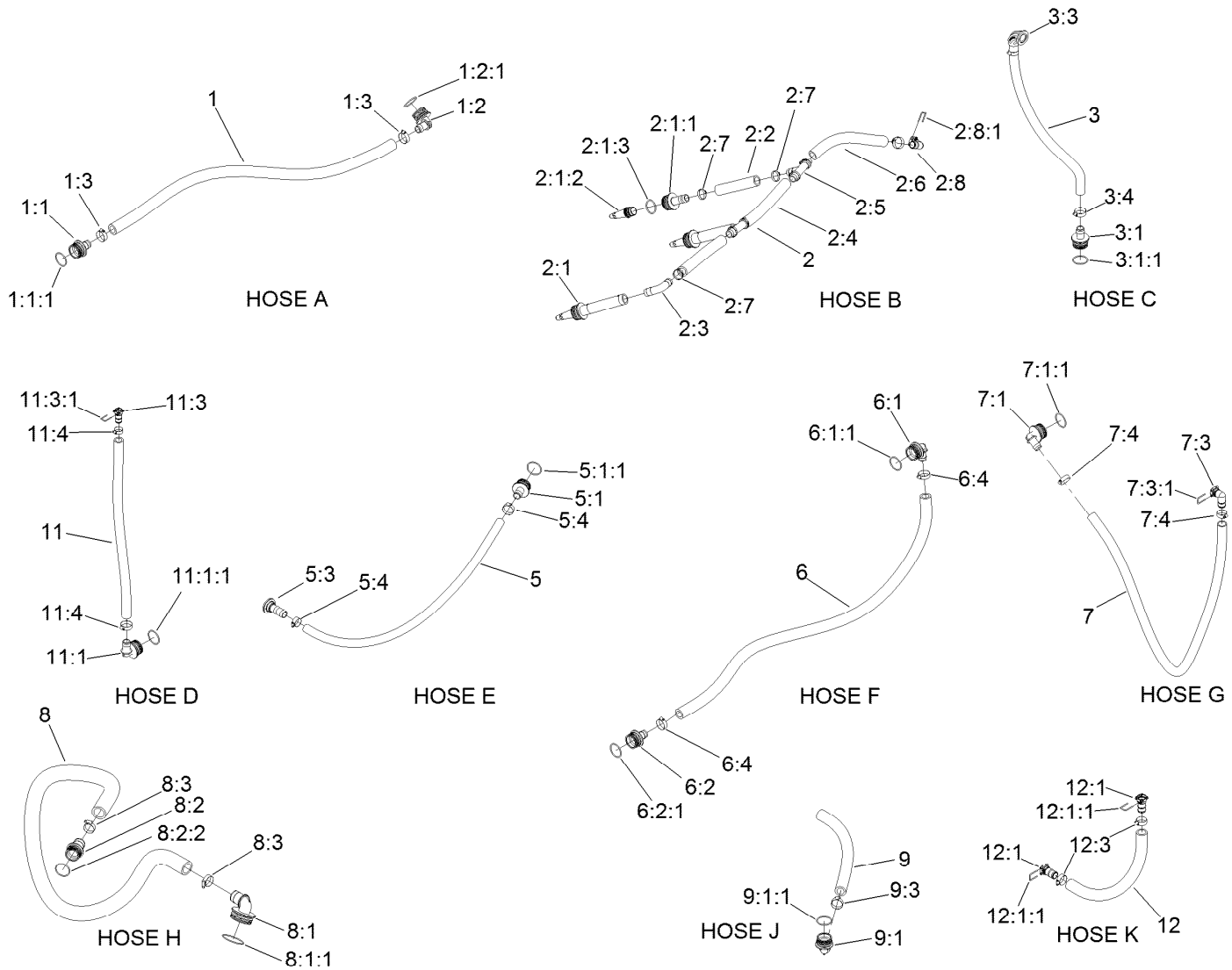
● Not illustrated



Reference **Spray Tank Assembly** page and **Spray Tank Valve Assembly** page for hose locations and orientation

Hose Assembly

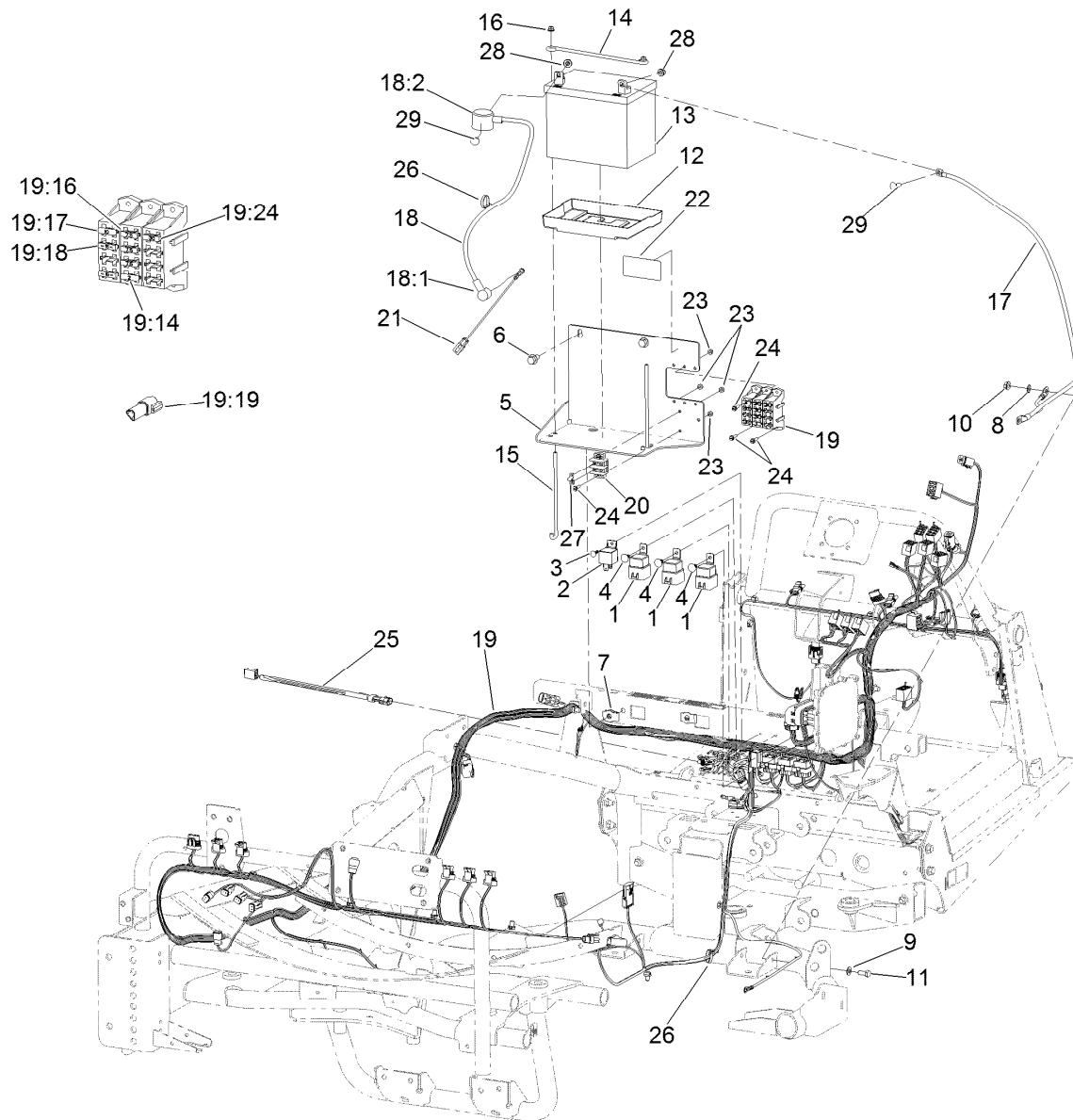
Ref.	Part Number	Qty.	Description	Ref.	Part Number	Qty.	Description
1	121-6539	1	Main Supply Hose ASM	3:1:1	100-8637	1	O-Ring
1:1	106-4932	1	Hosebarb-Straight	3:3	131-0241	1	Fitting-Elbow, Sweep
1:1:1	100-8637	1	O-Ring	3:4	2412-34	2	Clamp-Hose
1:2	106-4933	1	Hosebarb ASM	5	132-4313	1	Hose Agitation, Bypass
1:2:1	100-8637	1	O-Ring	5:1	106-4932	1	Hosebarb-Straight
1:3	2412-34	2	Clamp-Hose	5:1:1	100-8637	1	O-Ring
2	139-3094	1	Hose-Agitation, ASM	5:3	127-1142	1	Fitting-Barb
2:1	131-3731	3	Agitation Nozzle ASM	5:4	2412-34	2	Clamp-Hose
2:1:1	131-3732	1	Fitting-Barb	6	125-0601	1	Regulating Hose ASM
2:1:2	120-8579	1	Nozzle-Agitation	6:1	106-4933	1	Hosebarb ASM
2:1:3	121-4996	1	O-Ring	6:1:1	100-8637	1	O-Ring
2:2	125-0665	3	Nozzle-Hose, Agitation	6:2	106-4932	1	Hosebarb-Straight
2:3	117-7867	1	Elbow-Hosebarb	6:2:1	100-8637	1	O-Ring
2:4	125-0664	2	Tee-Hose, Agitation	6:4	2412-34	2	Clamp-Hose
2:5	117-7866	2	Tee-Hosebarb	7	132-4315	1	Hose-Bypass
2:6	132-4311	1	Hose-Agitation	7:1	106-4933	1	Hosebarb ASM
2:7	2412-34	12	Clamp-Hose	7:1:1	100-8637	1	O-Ring
2:8	131-0213	1	90 DEG Barb Fitting Kit	7:3	131-0213	1	90 DEG Barb Fitting Kit
2:8:1	133-0398	1	Pin-Fork	7:3:1	133-0398	1	Pin-Fork
3	132-4314	1	Hose-Supply	7:4	2412-34	2	Clamp-Hose
3:1	106-4932	1	Hosebarb-Straight	8	125-0603	1	Top Suction Hose ASM



Reference **Spray Tank Assembly** page and **Spray Tank Valve Assembly** page for hose locations and orientation

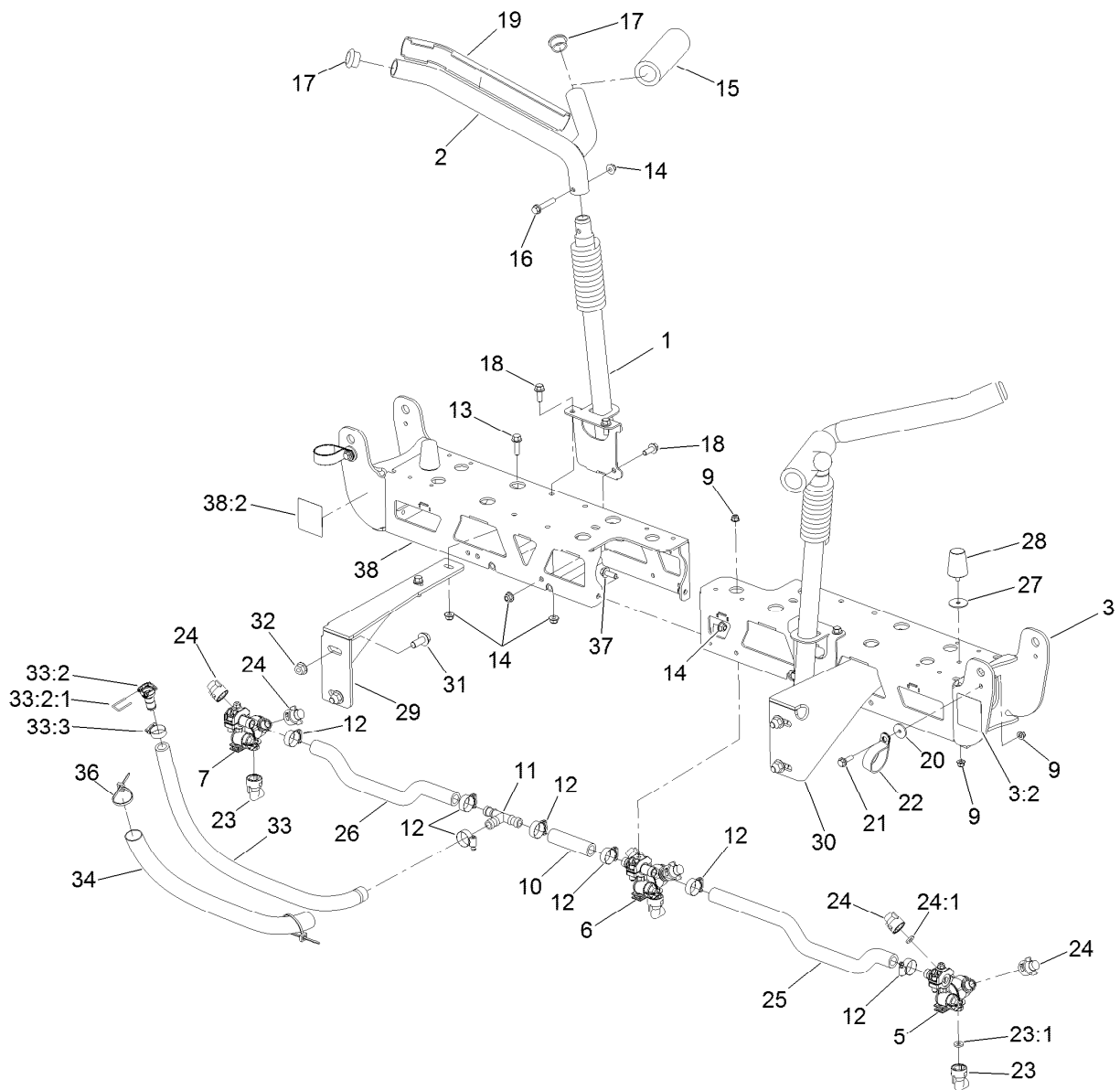
Hose Assembly (continued)

Ref.	Part Number	Qty.	Description	Ref.	Part Number	Qty.	Description
8:1	106-4952	1	Hosebarb-90 DEG	11:1	106-4933	1	Hosebarb ASM
8:1:1	100-6989	1	O-Ring	11:1:1	100-8637	1	O-Ring
8:2	117-7982	1	Hosebarb ASM	11:3	127-9806	1	Fitting Kit
8:2:2	100-8637	1	O-Ring	11:3:1	133-0398	1	Pin-Fork
8:3	41327	2	Clamp-Hose	11:4	2412-34	2	Clamp-Hose
9	125-0647	1	Drain Hose ASM	12	132-4319	1	Hose-Regulating
9:1	106-4933	1	Hosebarb ASM	12:1	127-9806	2	Fitting Kit
9:1:1	100-8637	1	O-Ring	12:1:1	133-0398	1	Pin-Fork
9:3	2412-34	1	Clamp-Hose	12:3	2412-34	2	Clamp-Hose
11	132-4316	1	Hose-Regulating				



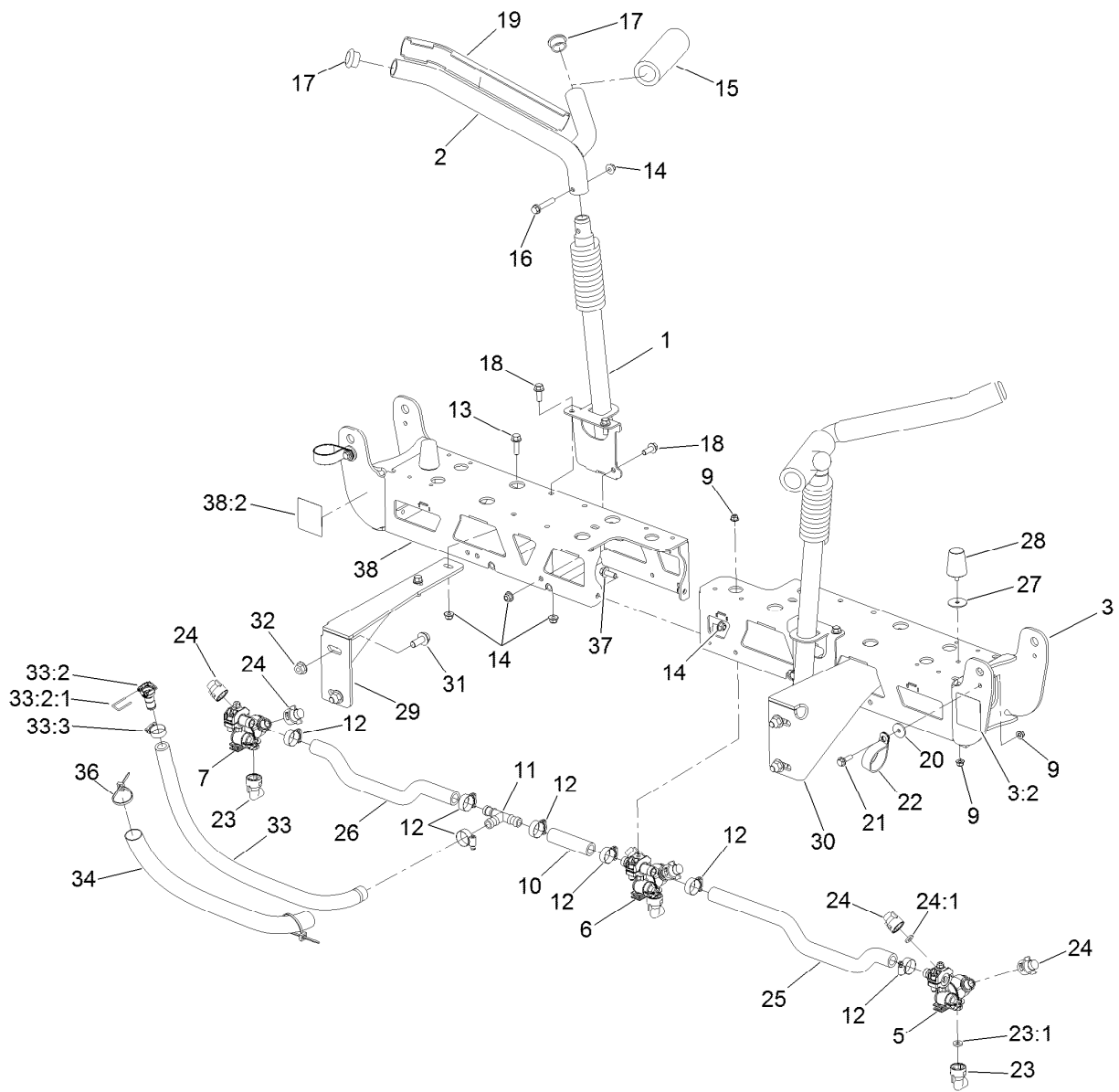
Main Wiring Harness and Battery Assembly

<i>Ref.</i>	<i>Part Number</i>	<i>Qty.</i>	<i>Description</i>	<i>Ref.</i>	<i>Part Number</i>	<i>Qty.</i>	<i>Description</i>
1	99-7430	3	Relay-Mini	18:2	109-2407	1	Insulator-Battery
2	99-7435	1	Relay	19	122-1438	1	Harness-Wire, Mp1750
3	125-8067	1	Plug-Plastic	19:14	94-6710	1	Fuse-2 Amp
4	117-2382	3	Plug-Plastic	19:16	114241	3	Fuse-Blade, 7.5 Amp
5	125-0908-03	1	Base-Battery	19:17	218-578	1	Fuse-Blade, 10 Amp
6	3234-1	2	Screw-HHF	19:18	109355	3	Fuse-Blade, 15 Amp
7	105-4886	2	Nut-Tinnerman	19:19	32180-043	2	Resistor-120 Ohm
8	3255-8	1	Washer-Lock	19:24	109103	1	Fuse-Blade, 30 Amp
9	3256-23	1	Washer-Plain	20	42862	1	Block-Terminal, Ground
10	32128-25	1	Nut-HF	21	108-9455	1	Harness-Wire, Fusible Link
11	322-3	1	Screw-HH	22	127-3942	1	Decal-Fuse Block
12	106948	1	Tray-Battery	23	3296-2	5	Nut-Lock, NI
13	104-8162	1	Battery	24	32105-13	5	Screw-HWH
14	100-6434	1	Rod-Hold Down, Battery	25	108-8657	1	Harness-Wire, Seat
15	100-6435	2	Post-Battery	26	3290-379	2	Tie-Cable
16	119-6897	2	Nut-Flange, Hex	27	42863	1	Strip-Jumper
17	122-0137	1	Cable-Battery, Negative	28	104-8300	2	Nut-HF, NI
18	109-7621	1	Positive Battery Cable ASM	29	3230-1	2	Bolt-CARR
18:1	1-543393	1	Insulator-Solenoid				



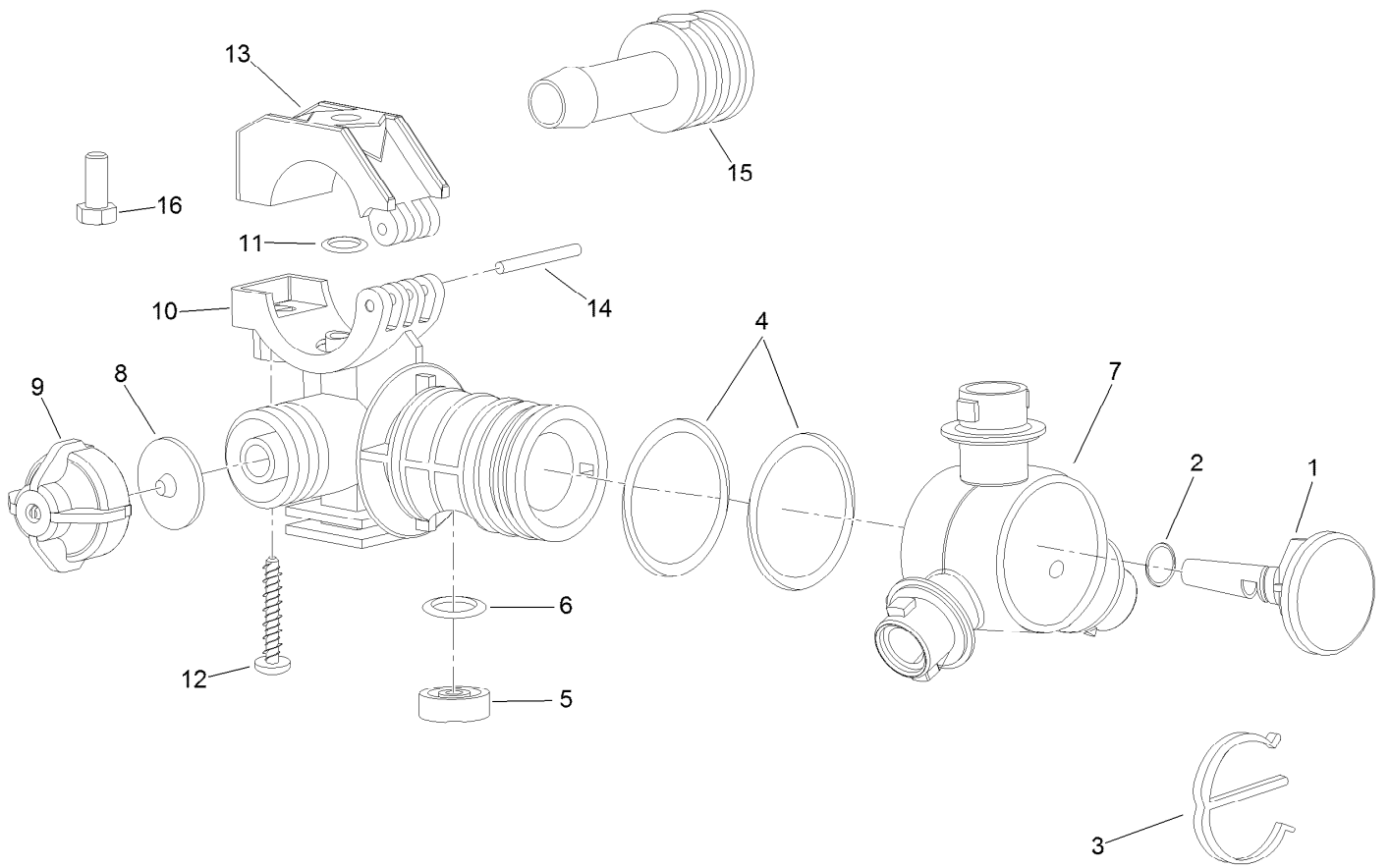
Center Boom Mount Assembly

Ref.	Part Number	Qty.	Description	Ref.	Part Number	Qty.	Description
1	130-8238-03	2	Lower Cradle ASM	22	114-9566	2	Clamp-R
2	108-3476-03	2	Cradle-Upper	23	95-9186	3	Cap
3	136-0381	1	Boom-LH	23:1	40998	1	Seat-Gasket
3:2	120-0617	2	Decal-Warning, Pinch, Crush	24	95-9187	6	Cap-Blank
5	108-3725	1	LH Single Body Turret ASM	24:1	40998	1	Seat-Gasket
6	108-3727	1	Double Turret Body ASM	25	108-3735	1	Hose-Boom, Center (LH)
7	108-3726	1	RH Single Body Turret ASM	26	108-3718	1	Hose-Boom, Center (RH)
9	104-8300	7	Nut-HF, NI	27	3256-68	2	Washer-Flat
10	108-3717	1	Hose-Boom	28	110-5070	2	Bumper
11	108-3439	1	Tee	29	130-8244-03	1	Mount-Boom, RH
12	2412-129	7	Clamp-Hose	30	130-8245-03	1	Mount-Boom, LH
13	110-5050	4	Screw-HHF	31	110-5057	4	Capscrew-HHF
14	104-8301	14	Nut-HF, NI	32	108-3745	4	Nut-HHF, Whiz
15	108-3457	2	Spacer	33	132-4323	1	Hose-Boom, Center
16	108-3742	2	Screw-HHF	33:2	127-9807	1	Straight Fitting Kit
17	108-3489	4	Cap-Tube	33:2:1	133-0398	1	Pin-Fork
18	110-5052	6	Screw-HHF	33:3	2412-129	1	Clamp-Hose
19	108-3495	2	Cover-Slide	34	127-3923	1	Conduit-Convolved
20	108-3743	2	Washer	36	3290-378	2	Tie-Cable
21	108-3744	2	Screw-Shoulder	37	3234-42	2	Screw-HHF



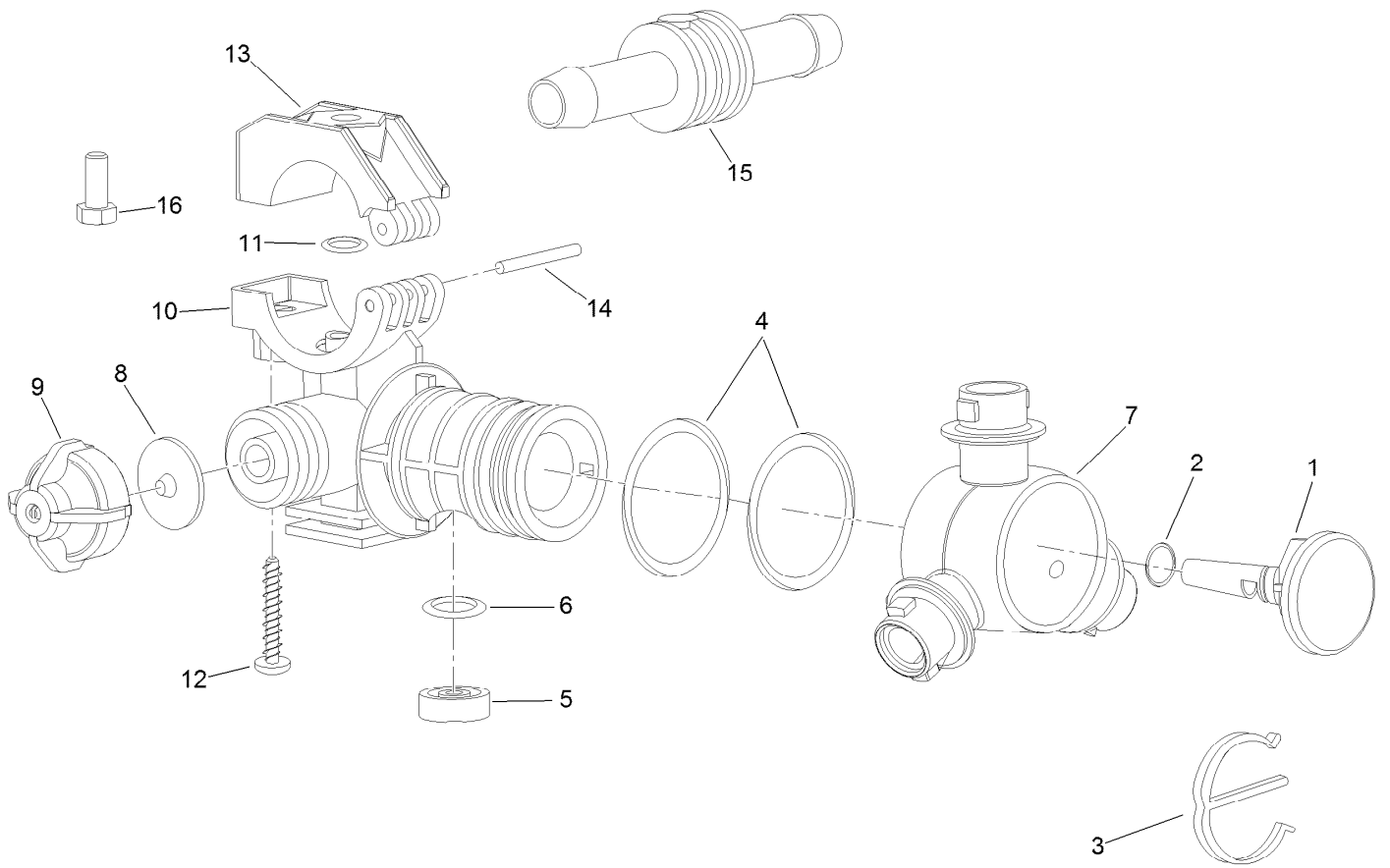
Center Boom Mount Assembly (continued)

<i>Ref.</i>	<i>Part Number</i>	<i>Qty.</i>	<i>Description</i>
38	136-0382	1	Boom-RH
38:2	120-0617	2	Decal-Warning, Pinch, Crush



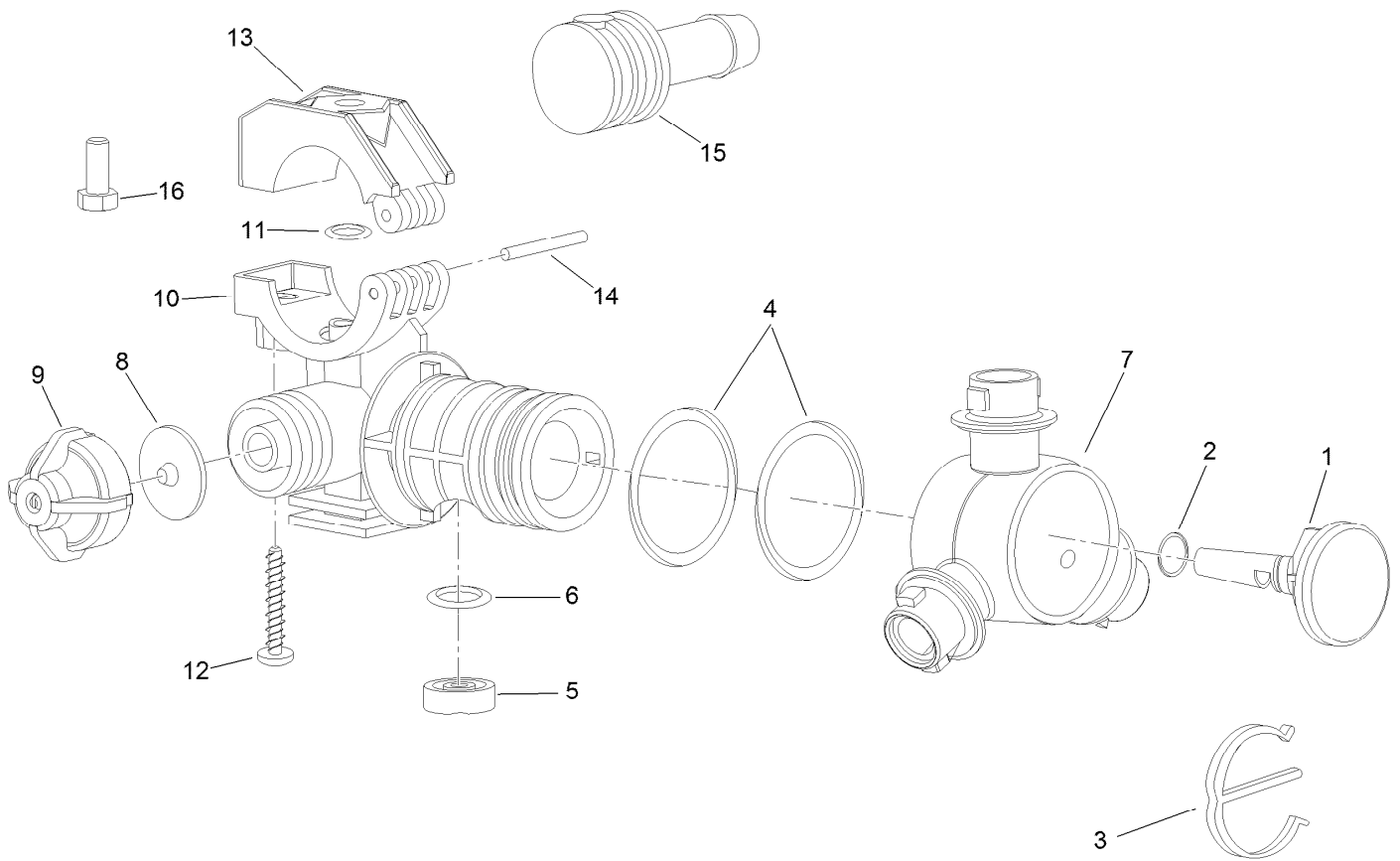
RH Single Body Turret Assembly No. 108-3726

<i>Ref.</i>	<i>Part Number</i>	<i>Qty.</i>	<i>Description</i>	<i>Ref.</i>	<i>Part Number</i>	<i>Qty.</i>	<i>Description</i>
1	95-9200	1	Plug	9	95-9193	1	Cap-Diaphragm
2	95-9198	1	O-Ring	10	95-9192	1	Body-Split Eyelet
3	95-9197	1	E-Clip	11	95-9191	1	O-Ring
4	95-9199	2	O-Ring	12	99-0811	1	Screw-Clamp
5	108-3264	1	Seal-Viton	13	99-0812	1	Clamp-Upper
6	108-3265	1	O-Ring-Viton	14	99-0814	1	Pin-Pivot
7	95-9196	1	Turret	15	95-9201	1	Shank-Hose
8	41003	1	Diaphragm	16	322-3	1	Screw-HH



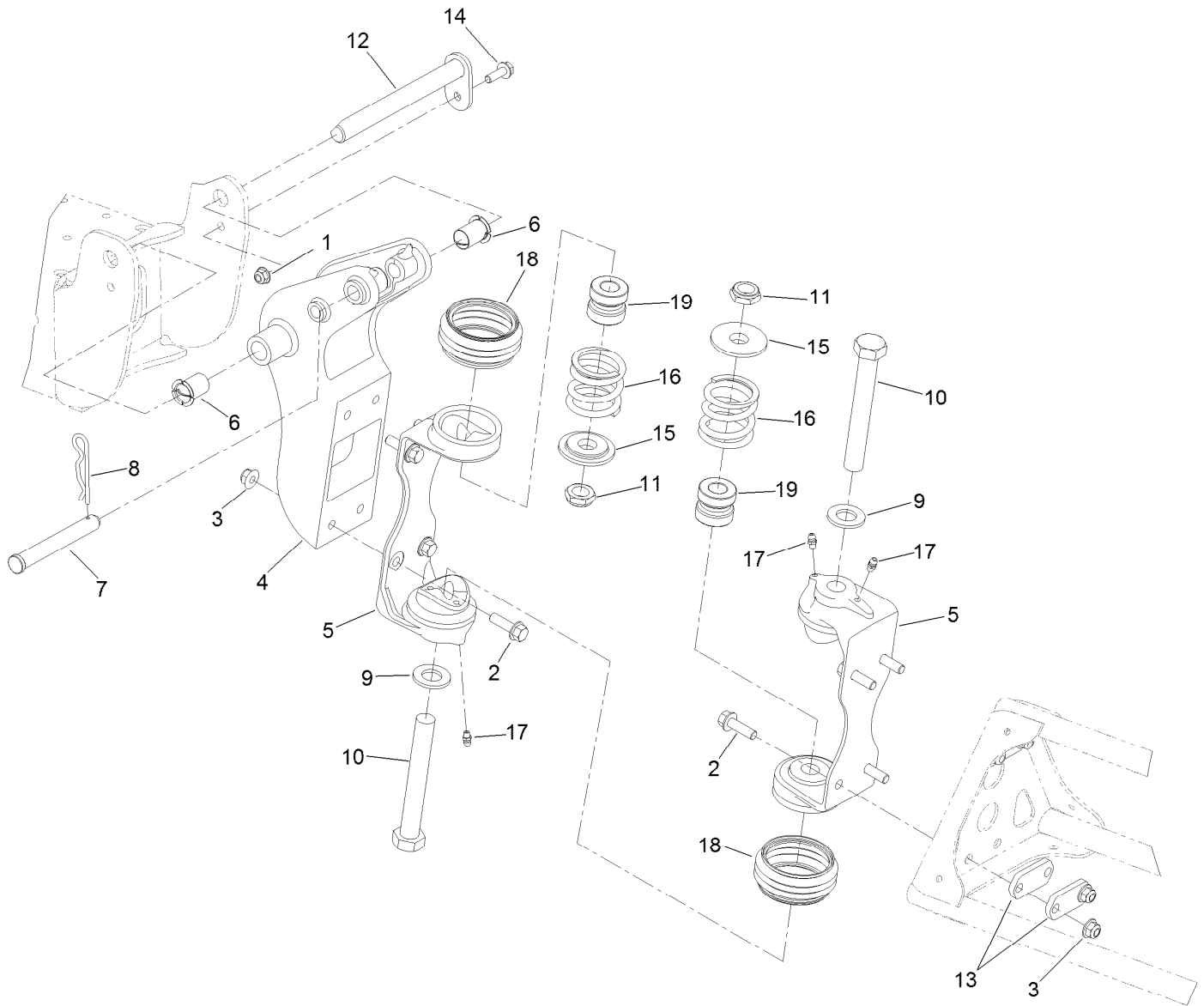
Double Turret Body Assembly No. 108-3727

<i>Ref.</i>	<i>Part Number</i>	<i>Qty.</i>	<i>Description</i>	<i>Ref.</i>	<i>Part Number</i>	<i>Qty.</i>	<i>Description</i>
1	95-9200	1	Plug	9	95-9193	1	Cap-Diaphragm
2	95-9198	1	O-Ring	10	95-9192	1	Body-Split Eyelet
3	95-9197	1	E-Clip	11	95-9191	1	O-Ring
4	95-9199	2	O-Ring	12	99-0811	1	Screw-Clamp
5	108-3264	1	Seal-Viton	13	99-0812	1	Clamp-Upper
6	108-3265	1	O-Ring-Viton	14	99-0814	1	Pin-Pivot
7	95-9196	1	Turret	15	95-9202	1	Shank-Hose
8	41003	1	Diaphragm	16	322-3	1	Screw-HH



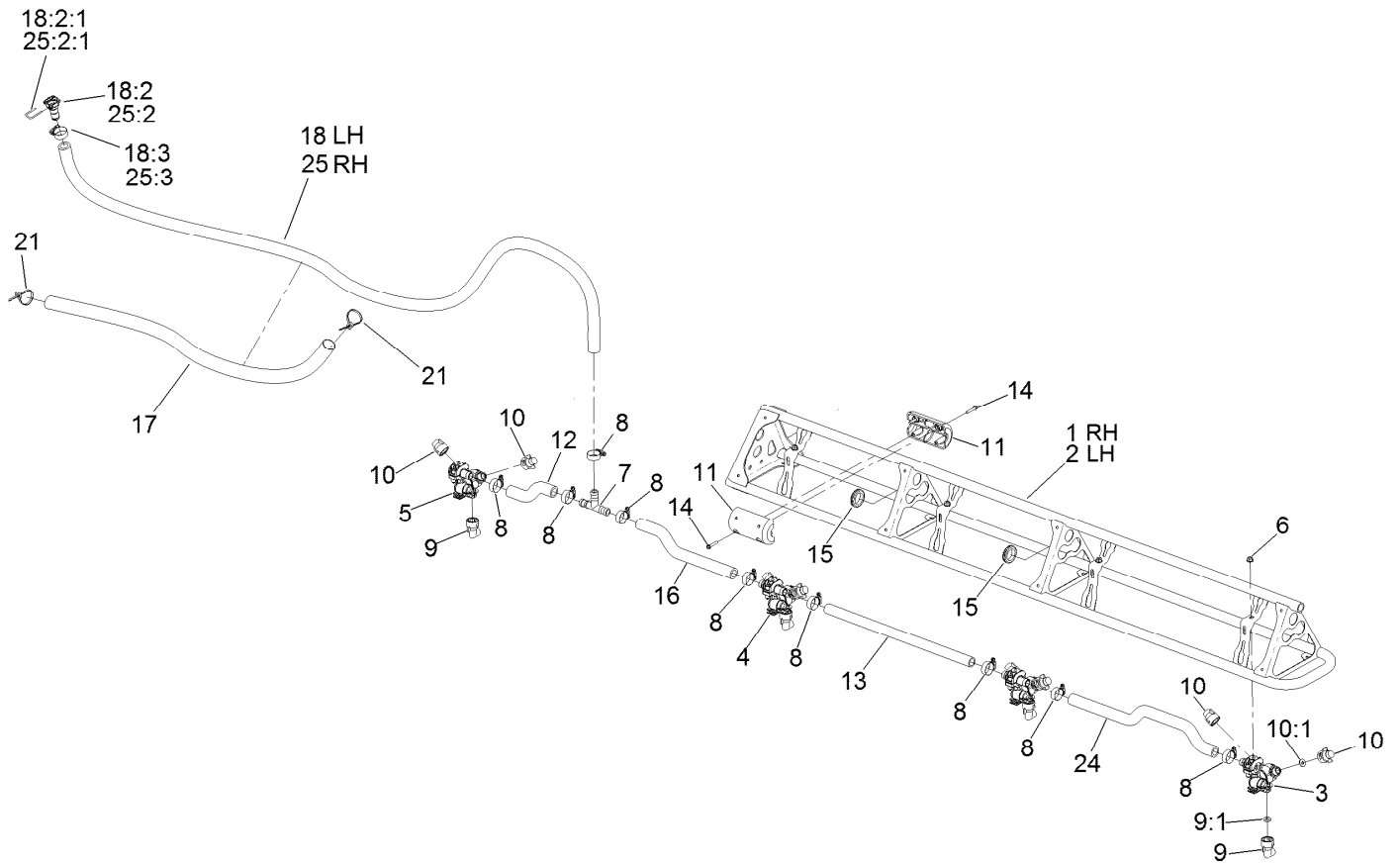
LH Single Turret Body Assembly No. 108-3725

<i>Ref.</i>	<i>Part Number</i>	<i>Qty.</i>	<i>Description</i>	<i>Ref.</i>	<i>Part Number</i>	<i>Qty.</i>	<i>Description</i>
1	95-9200	1	Plug	9	95-9193	1	Cap-Diaphragm
2	95-9198	1	O-Ring	10	95-9192	1	Body-Split Eyelet
3	95-9197	1	E-Clip	11	95-9191	1	O-Ring
4	95-9199	2	O-Ring	12	99-0811	1	Screw-Clamp
5	108-3264	1	Seal-Viton	13	99-0812	1	Clamp-Upper
6	108-3265	1	O-Ring-Viton	14	99-0814	1	Pin-Pivot
7	95-9196	1	Turret	15	95-9201	1	Shank-Hose
8	41003	1	Diaphragm	16	322-3	1	Screw-HH



Boom Pivot Assembly

Ref.	Part Number	Qty.	Description	Ref.	Part Number	Qty.	Description
1	104-8300	2	Nut-HF, NI	11	3296-15	4	Nut-Lock, NI
2	110-5050	16	Screw-HHF	12	108-3419	2	Pivot Pin ASM
3	104-8301	16	Nut-HF, NI	13	108-3605	8	Plate-Backing
4	119-4993-03	2	Bracket-Pivot	14	108-3748	2	Screw-HHF
5	108-3471-03	4	Hinge	15	108-3444	4	Retainer-Spring
6	100-8541	4	Bushing-A Arm	16	108-3440	4	Spring-Breakaway, Boom
7	108-3436	2	Pin-Clevis	17	302-5	8	Fitting-Grease
8	3290-468	2	Pin-Cotter	18	108-3459	4	Boot-Hinge
9	110-5054	4	Washer-Flat	19	120-8541	4	Dampener-Hinge
10	108-3738	4	Screw-HH				



Left and Right Hand Boom Assembly

Ref.	Part Number	Qty.	Description	Ref.	Part Number	Qty.	Description
1	108-3524-03	1	Boom-RH	14	119-9369	8	Screw-HHF
2	108-3525-03	1	Boom-LH	15	240-3	4	Grommet-Rubber
3	108-3725	2	LH Single Body Turret ASM	16	136-0436	2	Hose-Formed
4	108-3727	4	Double Turret Body ASM	17	107-8650	2	Conduit-Convolutued
5	108-3726	2	RH Single Body Turret ASM	18	132-4322	1	Hose-Boom
6	104-8300	8	Nut-HF, NI	18:2	127-9807	1	Straight Fitting Kit
7	108-3439	2	Tee	18:2:1	133-0398	1	Pin-Fork
8	2412-129	18	Clamp-Hose	18:3	2412-129	1	Clamp-Hose
9	95-9186	8	Cap	21	3290-378	6	Tie-Cable
9:1	40998	1	Seat-Gasket	24	108-3735	2	Hose-Boom, Center (LH)
10	95-9187	16	Cap-Blank	25	132-4324	1	Hose-Boom
10:1	40998	1	Seat-Gasket	25:2	127-9807	1	Straight Fitting Kit
11	119-9368	4	Block Slide	25:2:1	133-0398	1	Pin-Fork
12	136-0437	2	Hose-Formed	25:3	2412-129	1	Clamp-Hose
13	40506	2	Hose-Jumper				

Attachments and Accessories

For 41188 Multi Pro 1750 Turf Sprayer

Product Name	Model/Part
Premium ATF (Drum).....	108-1185
Premium ATF (Pail)	108-1186
Premium All Purpose Grease (Tube)	108-1190
License Plate Kit.....	120-8506
Covered Boom Spring Upgrade Kit.....	120-8508
Premium Engine Oil 10w30 (55 Gallon Drum)	121-6392
Premium Engine Oil 10w30 (5 Gallon Pail)	121-6393
Lance Suction Assembly	127-9826
Sonic Boom Finish Kit.....	130-8227
Pump Head Kit.....	133-2898
Finishing Kit, Foam Marker for Multi Pro 1750 Turf Sprayer	136-0457
Universal Sunshade	30349
Rear Work Light Kit.....	41010
Single Nozzle Kit.....	41023
Hand Spray Wand Kit	41118
EU Compliance Kit.....	41155
Pro Foam Concentrate (4 x 1 Gallon)	41157
Chemical Pre-Mix Kit	41158
Electric Hose Reel Kit	41159
CE Kit	41202
Tank Clean Rinse Kit	41208
Ultra Sonic Boom Leveling Kit	41219
Foam Marker Kit	41249
Road Light and Homologation Kit	41250
Drift Reduction Boom Shroud Kit	41602
Pro-Foam.....	41607
CDMA RTK Correction Modem Kit, GeoLink Precision Spray System	41624
GSM RTK Correction Modem Kit, GeoLink Precision Spray System.....	41625
GeoLink Reference Antenna Kit	41626
X25 GeoLink Precision Spray System Kit, Serial Number 315000001 and After Multi Pro 1750 or 5800 Turf Sprayer.....	41630
X25 GeoLink Precision Spray System Finishing Kit, Serial Number 315000001 and After Multi Pro 1750 Turf Sprayer.....	41631
Spark Arrestor Screen	94-8157

Notes:



Count on it.