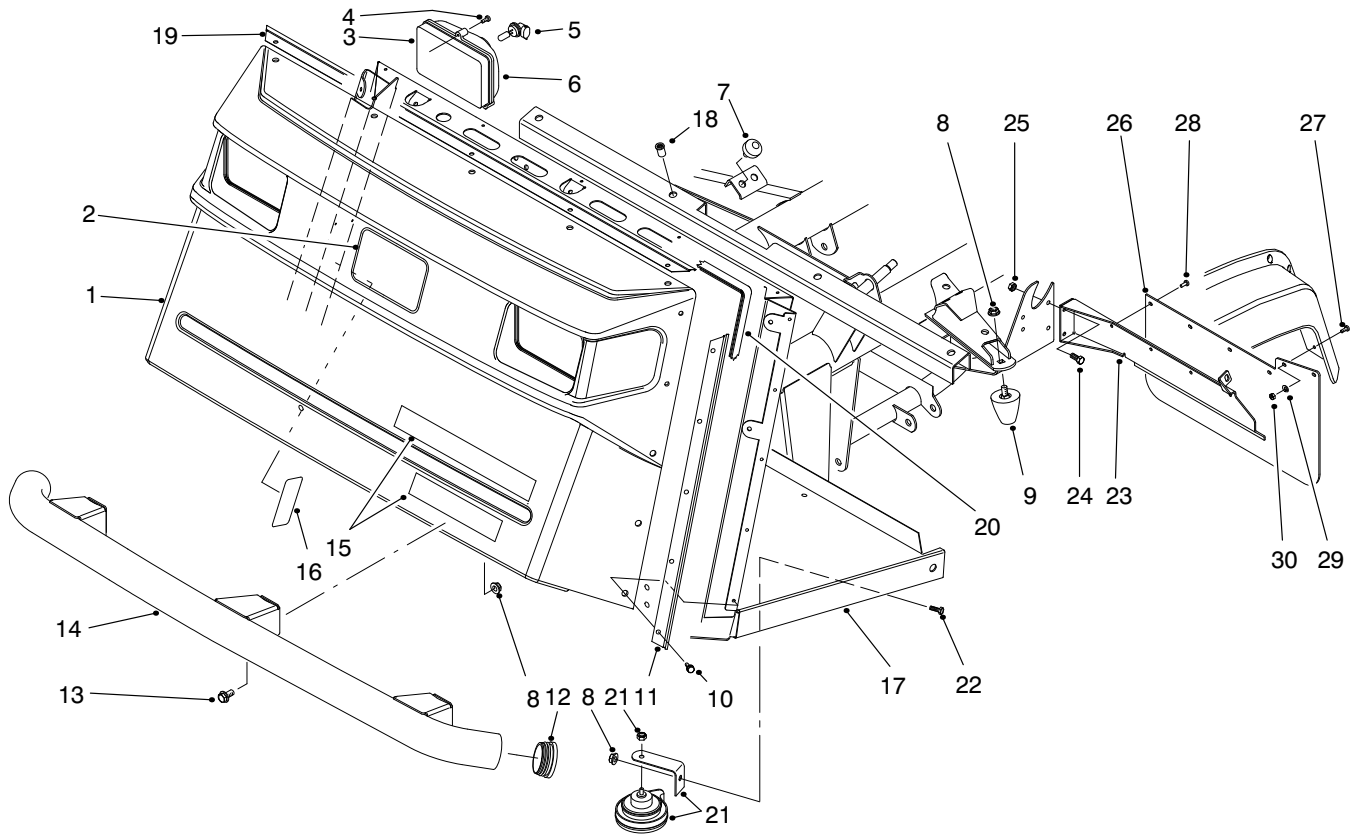




MODEL NO. 07200-90415 & UP  
 MODEL NO. 07200TC-90177 & UP  
 MODEL NO. 07202-90482 & UP

PARTS  
 CATALOG

WORKMAN® 3200



T-1581-1

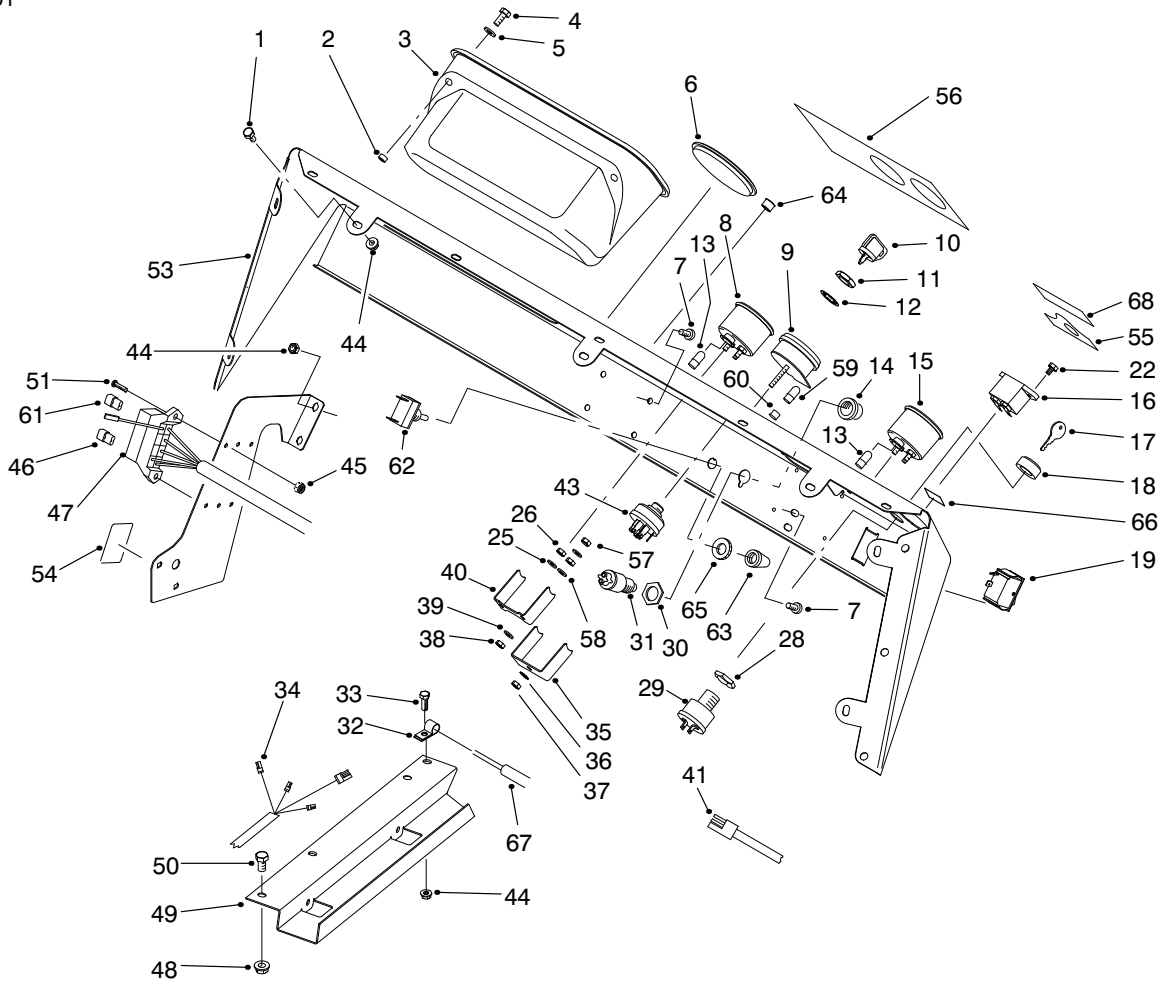
## FRONT BUMPER & HOOD ASM

Ref. No.	Part No.	Description	No. Used	Ref. No.	Part No.	Description	No. Used
1	87-0710	Hood	1	16	92-5395	Decal-Load (Japan)	1
2	62-5550	Decal-TORO	1	17	94-5240	Asm-Operators Platform (Incl. Ref. #18)	1
3	87-2120	Asm-Headlight (Incl. Ref. #5-6)	2	18	32148-7	Nut-Clinch	8
4	32104-88	Screw	6	19	87-8130-03	Bracket-Trim Top	1
5	87-6320	Bulb-Headlight	2	20	87-8160	Trim	1
6	87-6330	Lens-Headlight	2	21	116749	Asm-Horn	1
7	87-2440	Bumper	2	22	323-4	Screw-HH	1
8	3290-357	Nut-HFH	8	23	94-3838-03	Bracket-Mudflap LH	1
9	26-0071	Bumper	2	*	94-3839-03	Bracket-Mudflap RH	1
10	87-6620	Screw	15	24	321-4	Screw-HH	4
11	87-8120-03	Bracket-Trim Side	2	25	32128-33	Nut-HFH	4
12	2410-42	Cap-Front Bumper	2	26	94-3841	Mudflap	2
13	3234-1	Screw-HFH	6	27	3250-13	Screw-PH	4
14	87-4070-03	Bumper-Front	1	28	146489	Rivet-Pop	8
15	87-6700	Decal-Workman 3200	1	29	3256-61	Washer-Flat	4
16	87-7000	Decal-Load	1	30	3296-2	Nut-Lock	4
16	94-1224	Decal-Load (Europe)	1				

\*Not Illustrated

© The TORO Company - 1999  
 All Rights Reserved

TPS

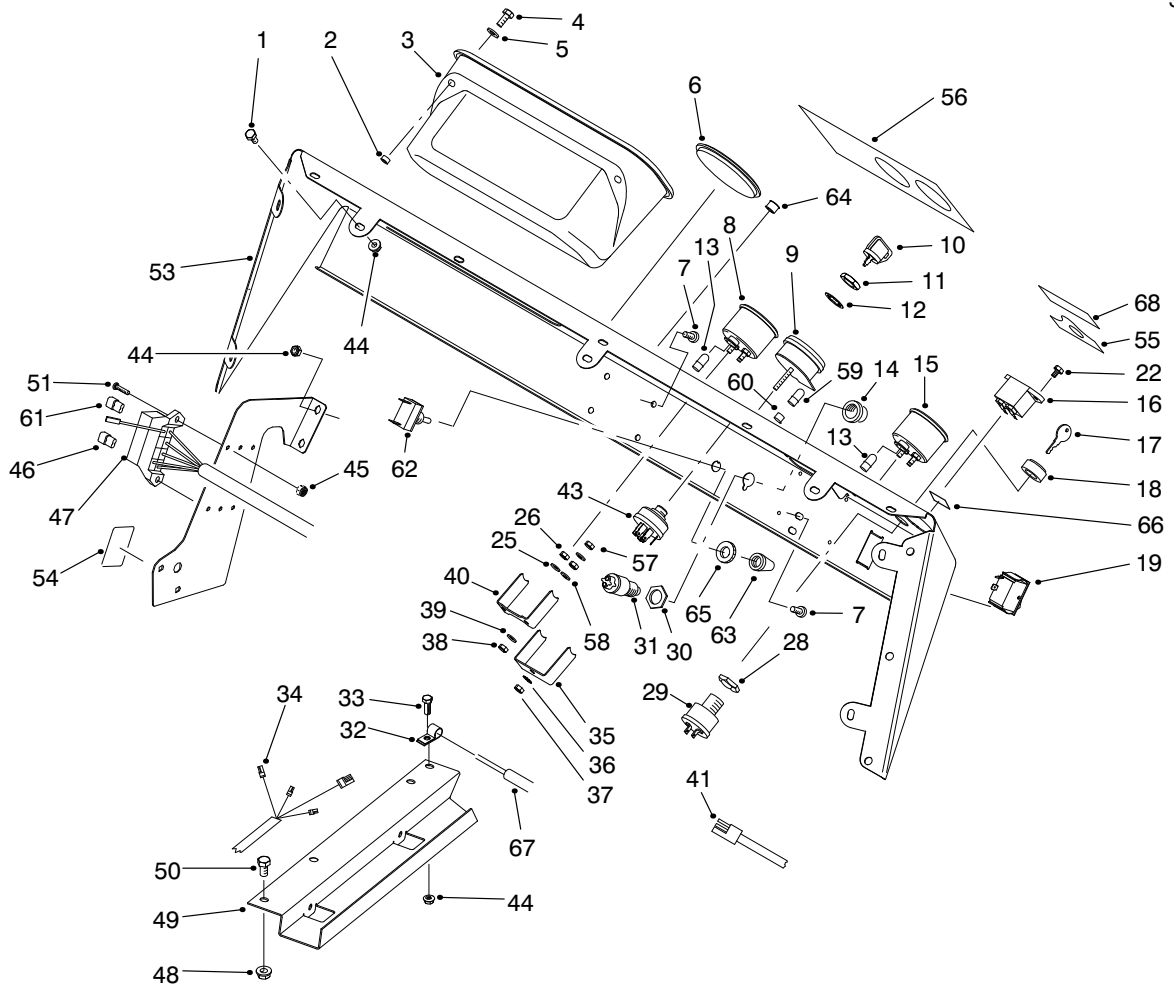


T-1706-1

## CONTROL PANEL ASM

Ref. No.	Part No.	Description	No. Used
1	321-2	Screw-HH	7
2	32148-6	Insert-Threaded	2
3	87-3780	Box-Glove	1
4	321-3	Screw-HH	2
5	3256-22	Washer-Flat	2
6	2410-35	Plug-Hole	1
7	3274-31	Screw-HSBH	4
8	87-5590	Asm-Temperature Gauge (Incl. Ref. #38-40, 57 & 58)	1
9	93-7053	Asm-Warning Light (Incl. Ref. #35-37, 59 & 60)	1
10	63-8360	Key-Ignition	1
11	218-446	Nut-Hex.	1
12	218-447	Washer-Lock	1
13	218-600	Bulb	2
14	87-5580	Button-Horn	1
15	87-5580	Asm-Fuel Gauge (Incl. Ref. #38-40, 57 & 58)	1
16	75-6820	Hourmeter	1
17	87-0740	Key-Supervisor Switch	1
18	87-1720	Nut-Supervisor Switch	1
19	87-3790	Switch-Light	1
22	32144-18	Screw-HH	2
28		Nut-Hex.	1
29	94-5245	Asm-Supervisor Switch (Incl. Ref. #17, 18 & 28)	1

Ref. No.	Part No.	Description	No. Used
30		Nut-Hex.	1
31	18-2830	Asm-Horn Switch (Incl. Ref. #14 & 30)	1
32	2412-89	Clamp-R	1
33	321-4	Screw-HH	1
34	99-1111	Harness-Wire Rear	1
35		Clamp-Light	1
36	3254-1	Washer-Lock	1
37	3217-26	Hut-Jam	1
38	3217-25	Nut-Jam	2
39	3253-15	Washer-Lock	2
40		Clamp-Temp. Gauge	1
41	87-4230	Harness-Wire Front LH	1
43	27-2360	Asm-Ignition Switch (Incl. Ref. #11 & 12)	1
44	32128-33	Nut-HFH	12
45	3296-2	Nut-Lock	2
46	218-574	Fuse-7.5 Amp	2
47	87-8500	Asm-Front Wire Harness (Incl. Ref. #13)	1
48	32128-20	Nut-HFH	3
49	93-7094-03	Cover-Wire Harness	1
50	322-2	Screw-HH	3
51	3250-13	Screw-PPH	2
53	87-8540	Asm-Control Panel (Incl. Ref. #55-56 & 68)	1



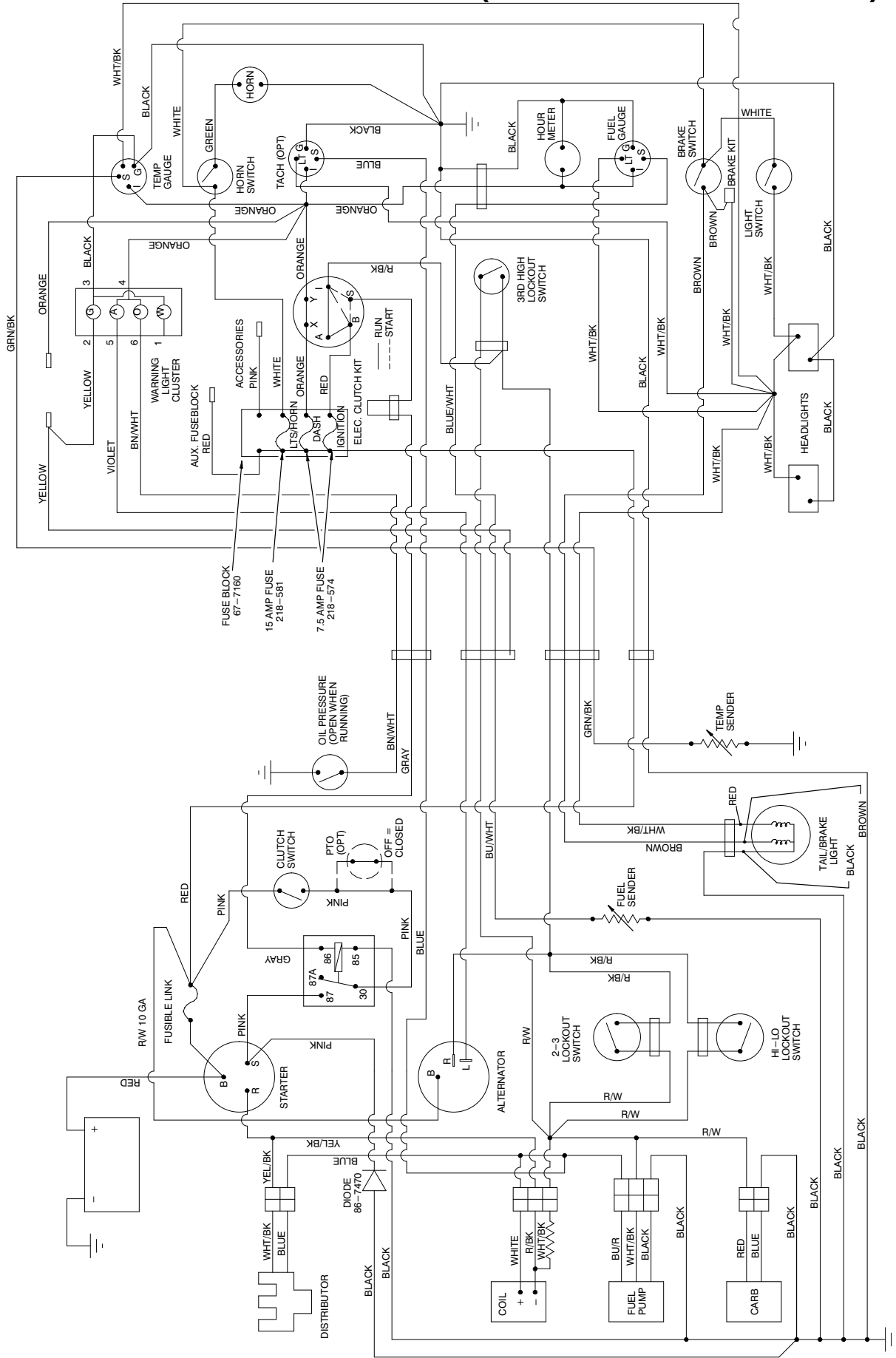
T-1706-1

## CONTROL PANEL ASM (Continued)

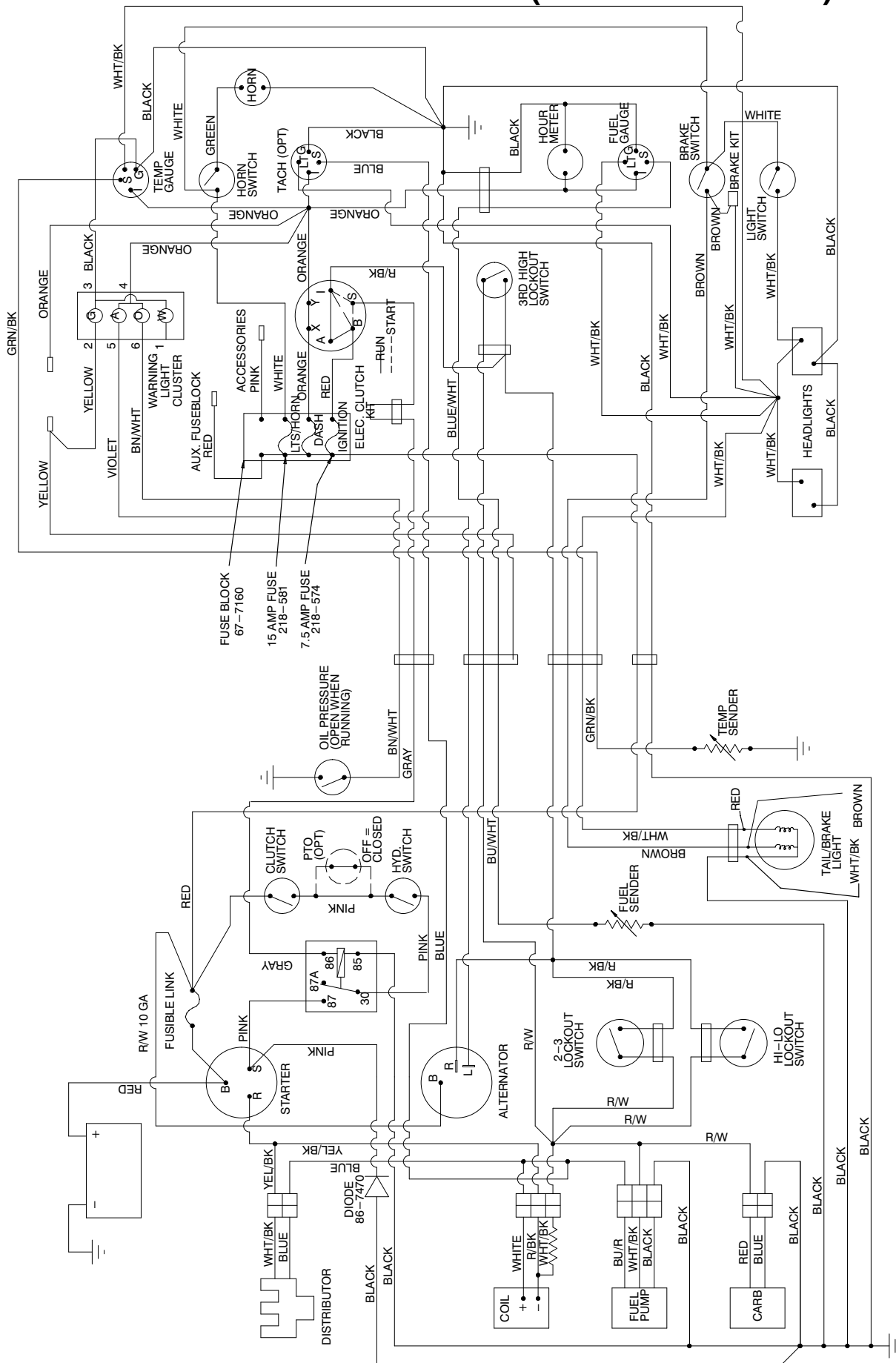
Ref. No.	Part No.	Description	No. Used
54	87-6670	Decal-Fuse	1
54	93-9851	Decal-Fuse (Europe)	1
54	92-5374	Decal-Fuse (Japan)	1
55	87-5910	Decal-Supervisor	1
55	93-9856	Decal-Supervisor (Europe)	1
55	92-5332	Decal-Supervisor (Japan)	1
56	87-8520	Decal-Dash	1
56	93-9446	Decal-Dash (Europe)	1
56	92-6422	Decal-Dash (Japan)	1
57	3253-19	Washer-Lock	3
58	3217-29	Nut-Jam	3
59	219-17	Bulb-Warning Light	4

Ref. No.	Part No.	Description	No. Used
60	87-6270	Asm-Socket & Bulb (Incl. Ref. #59)	4
61	218-581	Fuse-15 Amp	1
62	20-7150	Asm-Toggle Switch (Incl. Ref. #65)	1
63	218-473	Boot-Switch	1
64	2410-64	Plug-Hole	1
65		Nut-Lock	1
66	93-7252	Decal-CE (Europe)	1
67	94-3837	Cable-Clutch	1
68	94-5272	Decal-Warning	1

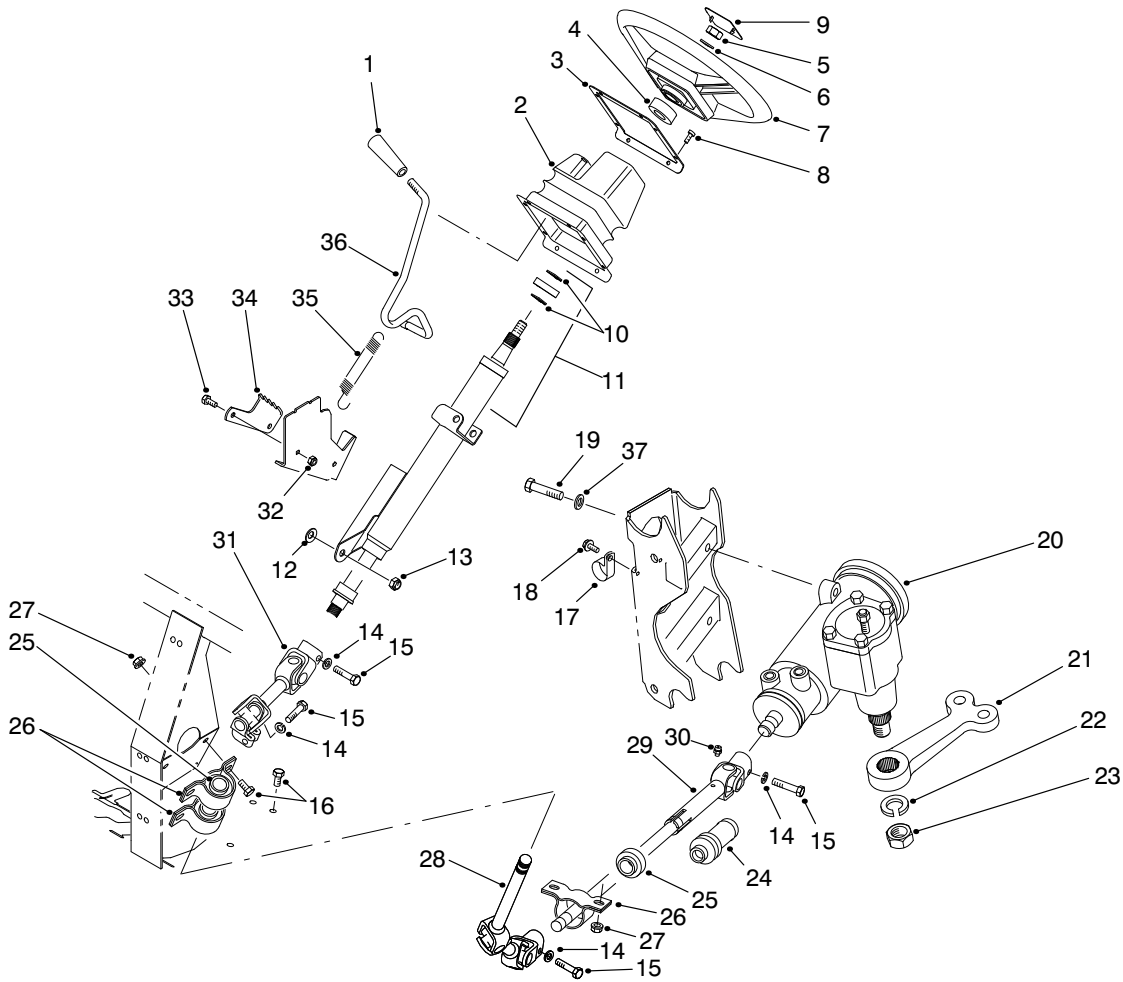
# ELECTRICAL SCHEMATIC (Models 07200 & 07202)



# ELECTRICAL SCHEMATIC (Models 07200TC)



T-3146



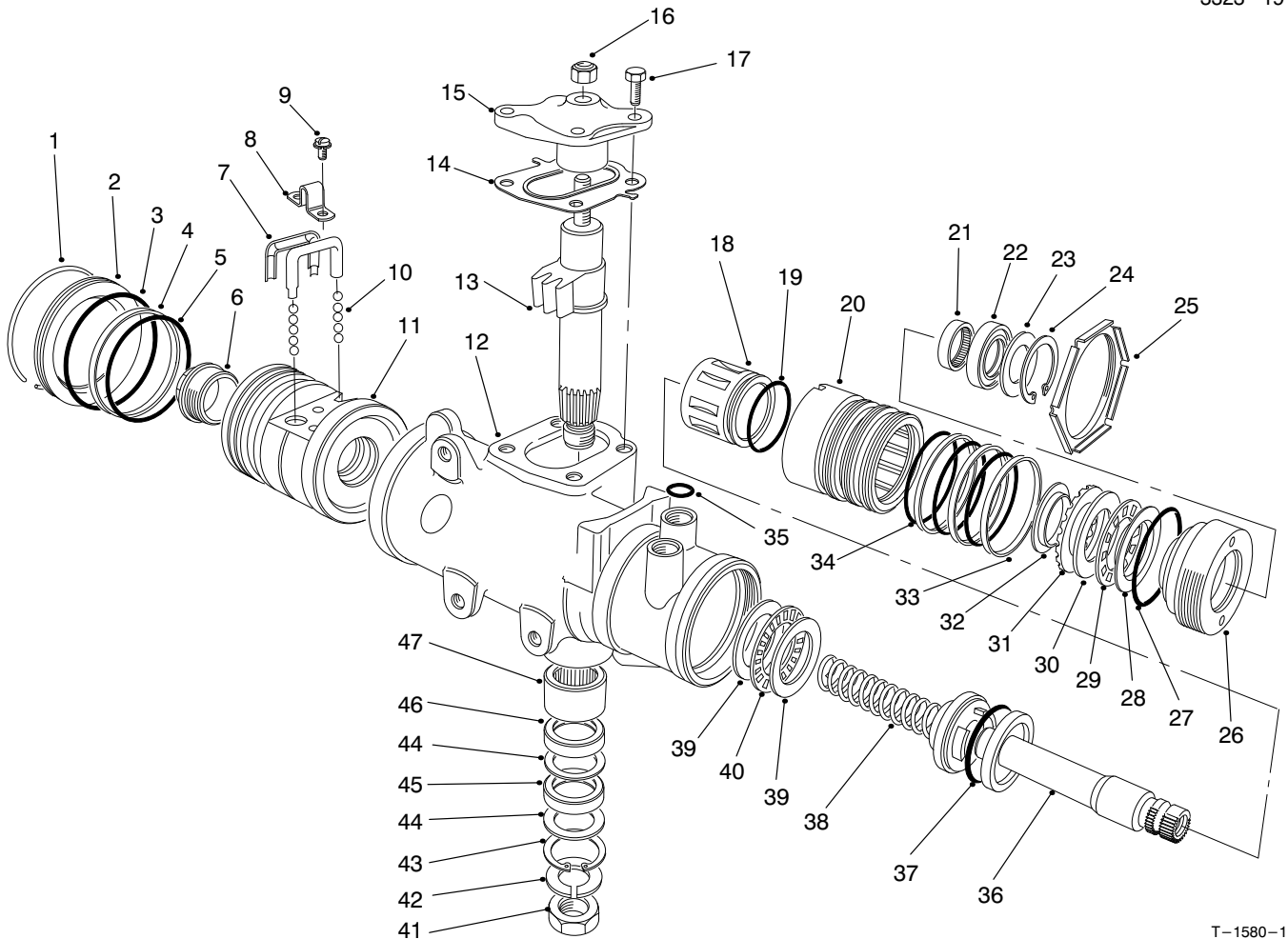
T-1584-1

## STEERING LINKAGE ASM

Ref. No.	Part No.	Description	No. Used
1	233-39	Knob	1
2	87-3460	Boot-Tilt Steering	1
3	87-4720-03	Plate-Steering Boot	1
4	21-9260	Spacer	1
5	3277-1	Nut-Hex.	1
6	48-8070	Washer-Flat	1
7	87-3820	Wheel-Steering	1
8	32144-116	Screw-PH	8
9	87-3750	Cover-Steering Wheel	1
10	43-6550	Ring-Retaining	2
11	92-4153	Asm-Steering Column (Incl. Ref. #10)	1
12	3290-455	Washer	1
13	3296-59	Nut-Lock	1
14	3253-4	Washer-Lock	4
15	48-7740	Screw-HH	4
16	322-2	Screw-HH	6
17	2412-105	Clamp-R	2
18	32144-10	Screw-TAP	2
19	93-7145	Screw-HH	3
20	87-1500-03	Asm-Steering Gear (Incl. Ref. #22 & 23)	1

Ref. No.	Part No.	Description	No. Used
21	87-0370-03	Arm-Pitman	1
22	39-7420	Washer-Lock	1
23	39-7440	Nut-Lock	1
24	92-4157	Boot-Steering Shaft	1
25	87-2280	Bearing	3
26	87-3250	Mount-Bearing	3
27	32128-20	Nut-HFH	6
28	92-4155	Asm-Slip Joint, Upper	1
29	92-4156	Asm-Slip Joint, Lower (Incl. Ref. #24 & 30)	1
30	302-5	Fitting-Grease	1
31	92-4154	Asm-Universal Joint	1
32	3296-42	Nut-Lock	2
33	321-3	Screw-HH	2
34	87-3610	Bracket-Detent	1
35	65-5360	Spring-Extension	1
36	87-3130	Lever-Tilt Steering	1
37	87-7480	Washer-Flat	3
*	87-3100	Asm-Lower Shaft (Incl. Ref. #24 & 28-30)	1
*	87-3120	Steering Column & Shaft (Incl. Ref. #10, 11 & 31)	1

\*Not Illustrated

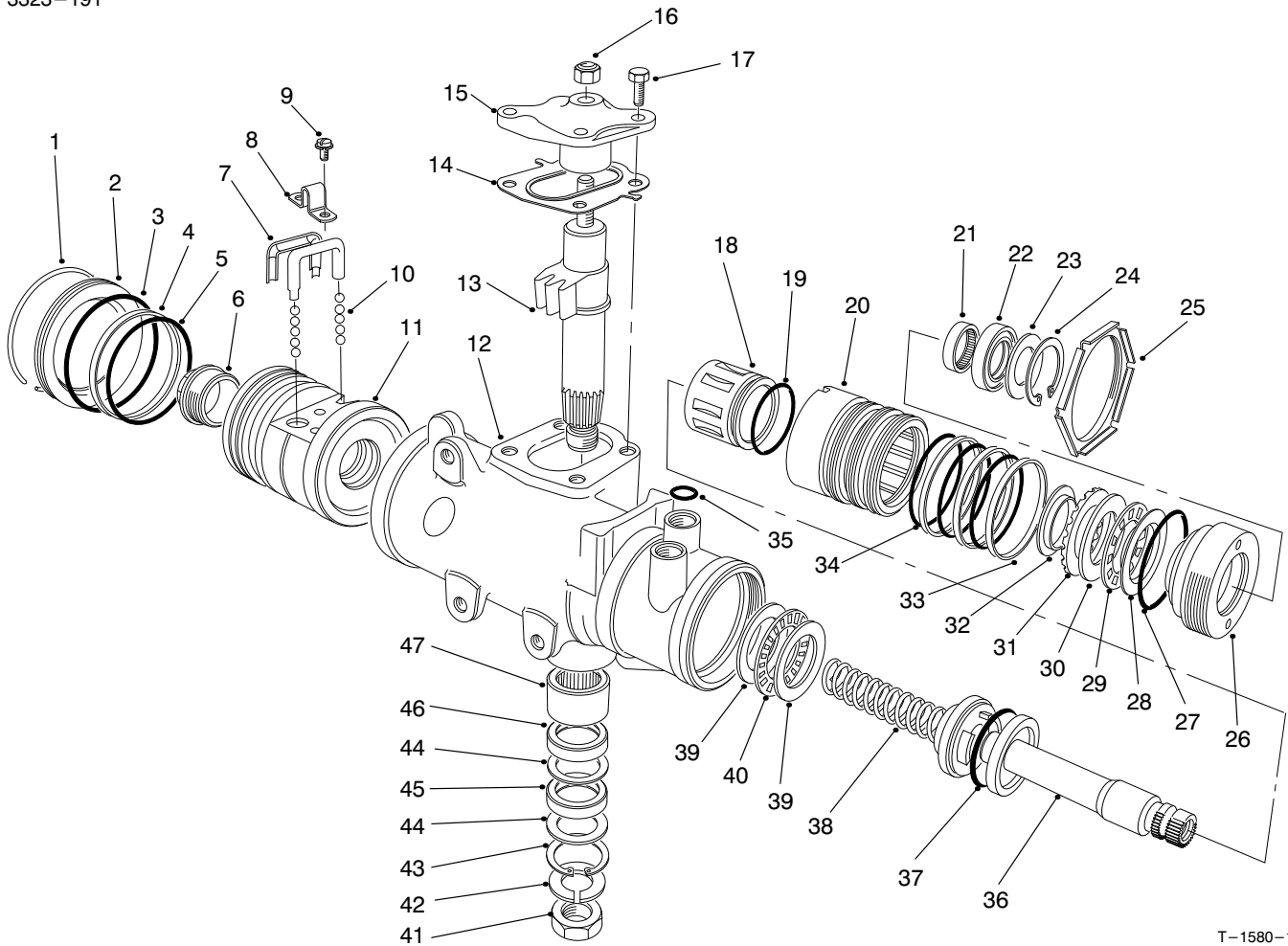


T-1580-1

## STEERING GEAR ASM NO. 87-1500

Ref. No.	Part No.	Description	No. Used	Ref. No.	Part No.	Description	No. Used
1		Ring-Retaining	1	24		Ring-Retaining	1
2	92-4165	Plug-Housing End	1	25	92-4159	Nut-Adjuster Plug Lock	1
3		Seal-Housing End Plug	1	26		Plug-Adjuster	1
4		Ring-Rack Piston	1	27	28-8200	O-Ring	1
5		O-Ring, Rack Piston	1	28		Race-Upper Bearing	1
6	18-4340	Plug-Rack Piston End	1	29		Bearing-Roller, Thrust	1
7	92-4168	Return-Guide Ball	2	30		Race-Thrust Bearing	1
8	18-4270	Clamp-Ball Return Guide	1	31		Spacer-Thrust Bearing	1
9	18-4260	Asm-Screw/Lockwasher	2	32		Retainer-Bearing	1
10	18-5190	Kit-Ball, Recirculating (Consists of 12 each of .2806 Dia. & .2812 Dia. Chrome Balls)	1	33		Ring-Valve Body	3
11		Nut-Rack Piston	1	34		O-Ring	3
12		Housing-Steering Gear	1	35	39-7310	O-Ring	3
13		Gear-Pitman Shaft	1	36		Shaft-Stub	1
14	28-8280	Kit-Seal, Side Cover (Incl. Ref. #17)	1	37		O-Ring	1
15		Cover-Housing Side	1	38		Worm-Steering	1
16	28-8220	Nut-Lash Adjuster	1	39		Race-Thrust Bearing	2
17	28-8210	Bolt-HFH	4	40		Bearing-Roller, Thrust	1
18		Spool Valve	1	41	39-7440	Nut-Pitman Arm	1
19		O-Ring, Spool Valve	1	42	39-7420	Washer-Lock	1
20		Valve Body	1	43		Ring-Retaining	1
21	92-4169	Bearing-Needle	1	44		Washer-Seal, Backup	2
22		Seal-Stub Shaft	1	45		Seal-Pitman Shaft	1
23		Seal-Stub Shaft Dust	1	46		Seal-Pitman Shaft	1
				47	92-4170	Bearing-Pitman Shaft	1
				*	92-4161	Asm-Cover Service Housing Side (Incl. Ref. #14-17)	1

\*Not Illustrated



T-1580-1

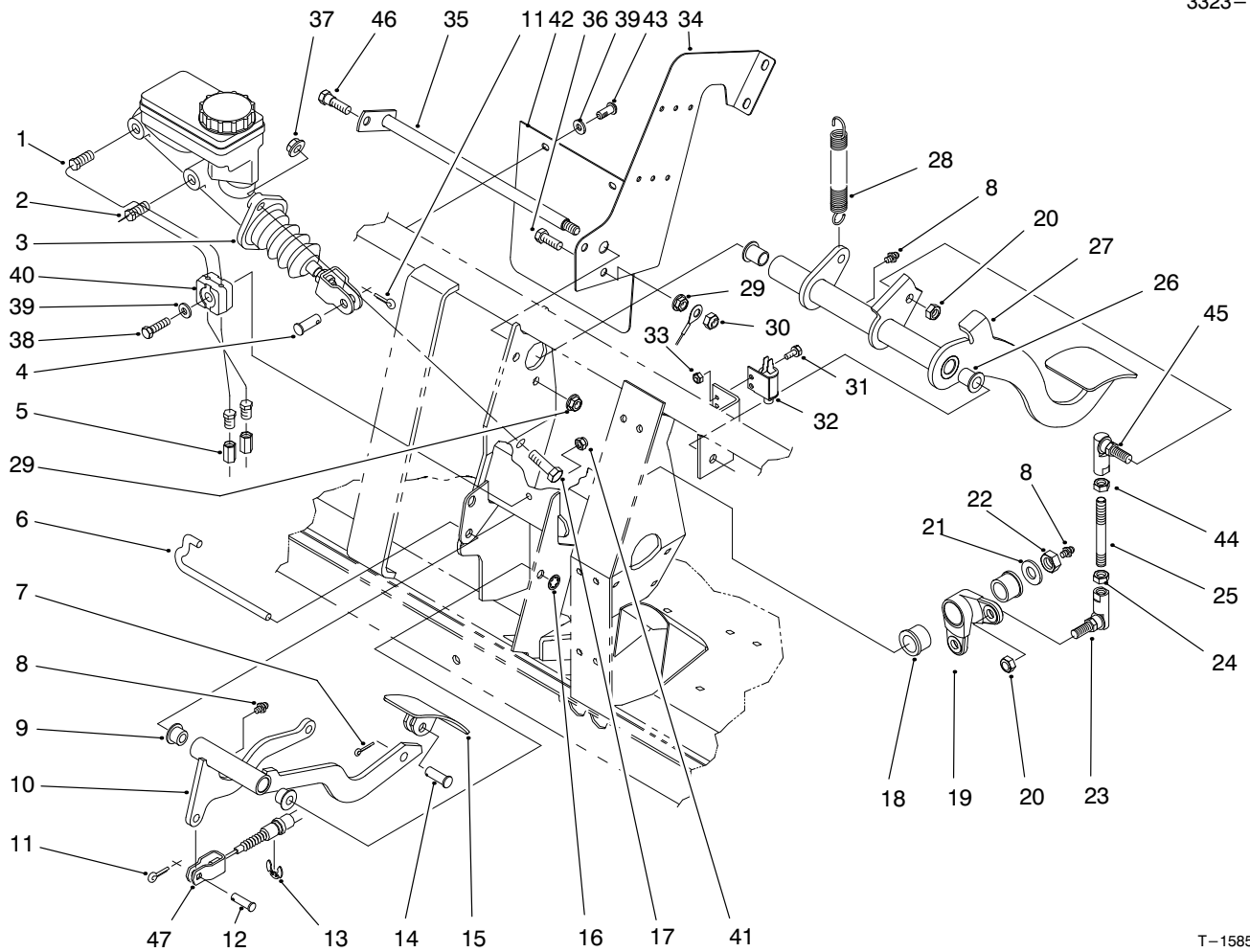
## STEERING GEAR ASM NO. 87-1500

Ref. No.	Part No.	Description	No. Used
*	28-8270	Kit-Seal Service, End Plug (Incl. Ref. #1 & 3)	1
*	28-8290	Kit-Seal Service Rack/Piston (Incl. Ref. #4 & 5)	1
*	18-5180	Kit-Bearing, Lower Thrust (Incl. Ref. #39-40)	1
*	98-2962	Kit-Seal, Pitman Shaft (Incl. Ref. #43-46)	1
*	18-5170	Kit-Seal, Valve Ring (Incl. Ref. #19, 33, 34 & 37)	1
*	92-4163	Asm-Steering Housing (Incl. Ref. #12 & 43-47)	1
*	92-4167	Asm-Plug Service (Incl. Ref. #22-24 & 27)	1

Ref. No.	Part No.	Description	No. Used
*	92-4162	Pitman Shaft-Gear Service (Incl. Ref. #13, 14 & 17)	1
*	92-4158	Asm-Valve, Hyd. Gear (Incl. Ref. #18-20, 33, 34, 36 & 37)	1
*	92-4160	Kit-Bearing Service, Upper (Incl. Ref. #28-32)	1
*	92-4166	Asm-Rack/Piston/Nut (Incl. Ref. #1-11 & 38)	1
*	92-4164	Asm-Plug, Service Adjust. (Incl. Ref. #21-24 & 26-32)	1
*	87-1500	Steering Gear (Complete)	1

\*Not Illustrated



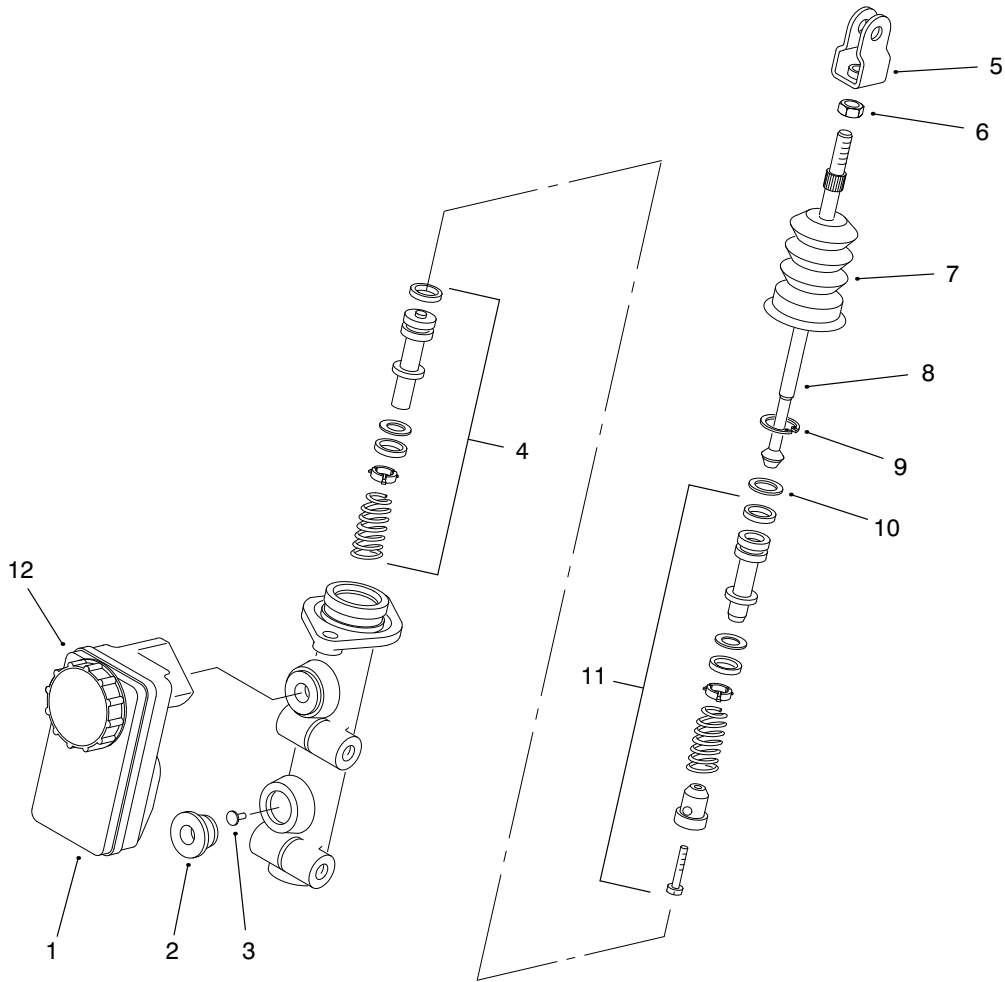


T-1585-2

## BRAKE & ACCELERATOR PEDAL ASM

Ref. No.	Part No.	Description	No. Used
1	94-3814	Tube-Hydraulic	1
2	94-3815	Tube-Hydraulic	1
3	94-3800	Asm-Master Cylinder	1
4	283-2	Pin-Clevis	1
5	87-3570	Union-Brake Line	2
6	87-2880	Shaft-Accelerator Pedal	1
7	3272-6	Pin-Cotter	1
8	302-5	Fitting-Grease	3
9	256-259	Bushing-Flange	2
10	93-8961-03	Arm-Accelerator Pedal	1
11	3272-10	Pin-Cotter	2
12	283-30	Pin-Clevis	1
13	32120-47	Ring-E	1
14	283-85	Pin-Clevis	1
15	93-8969-03	Pedal-Accelerator	1
16	32151-56	Ring-Retaining	1
17	323-7	Screw-HH	2
18	256-247	Bushing-Flange	2
19	94-5223	Bell Crank	1
20	3296-6	Nut-Lock	2
21	3256-26	Washer-Flat	1
22	3296-23	Nut-Lock	1
23	68-3840	Ball Joint	1
24	3220-3	Nut-Jam	1

Ref. No.	Part No.	Description	No. Used
25	94-5299	Rod-Link	1
26	256-155	Bushing-Flange	2
27	93-8965-03	Pedal-Brake	1
28	76-9430-03	Spring-Extension	1
29	32128-20	Nut-HFH	2
30	3296-29	Nut-Lock	1
31	3290-321	Screw-HFH	2
32	55-7120	Switch-Brake Light	1
33	3296-2	Nut-Lock	2
34	94-3821-03	Plate-Center, Frame	1
35	95-7394	Shaft-Brake	1
36	322-5	Screw-HH	1
37	3290-357	Nut-Flange	2
38	321-9	Screw-HH	1
39	3256-22	Washer-Flat	3
40	87-7660	Clamp-Tube	2
41	3296-42	Nut-Lock	1
42	94-5221	Flap-Master Cylinder	1
43	87-6620	Screw-Torx Pan Hd.	2
44	3220-16	Nut-Hex. Jam	1
45	68-3841	Asm-Ball Joint	1
46	28-0540	Bolt-Shoulder	1
47	94-3836	Cable-Accelerator	1

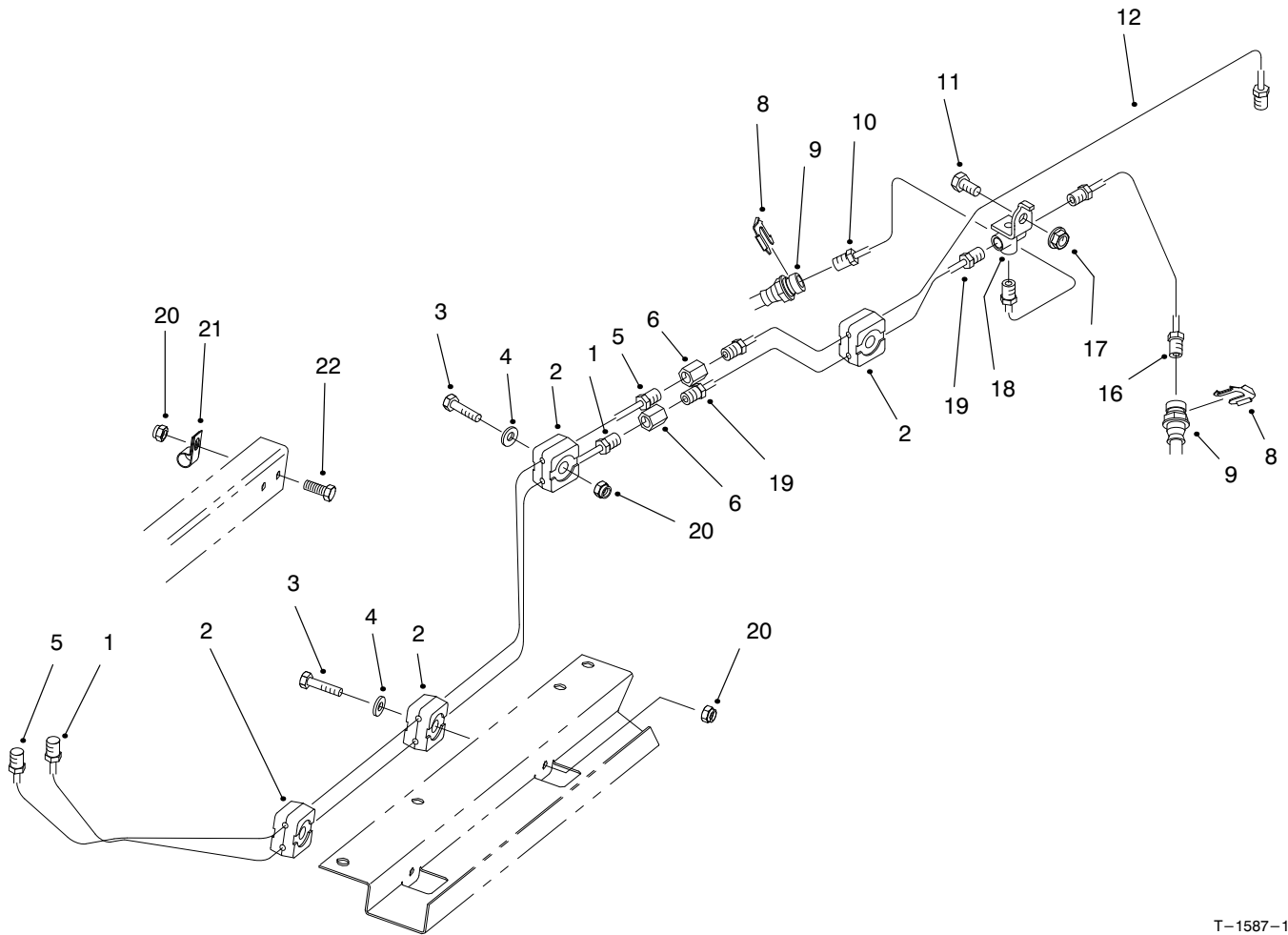


T-2339-1

## MASTER BRAKE CYLINDER NO. 94-3800

Ref. No.	Part No.	Description	No. Used
1	87-3040	Reservoir-Master Cylinder (Incl. Ref. #12)	1
2	93-8971	Seal-Port, Flange	2
3	92-4103	Pin-Stop	1
4	92-4102	Asm-Secondary Piston	1
5	92-4110	Clevis	1
6	21-0360	Nut-Hex.	1

Ref. No.	Part No.	Description	No. Used
7	94-5209	Cover-Dust	1
8	94-5210	Rod-Push	1
9	92-4109	Circlip	1
10	92-4108	Washer-Retainer	1
11	92-4101	Asm-Primary Piston	1
12	92-4112	Asm-Cap	1

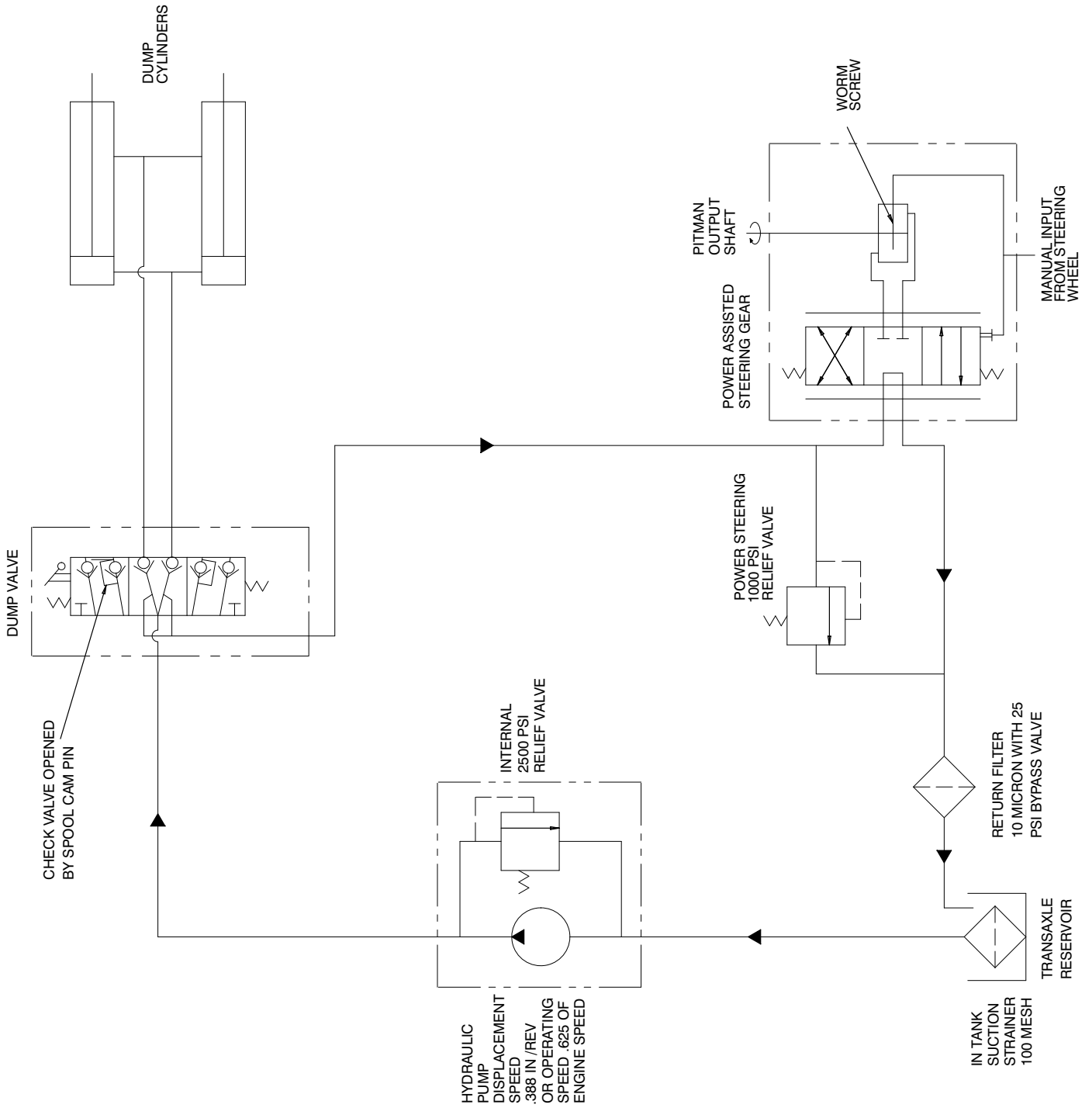


T-1587-1

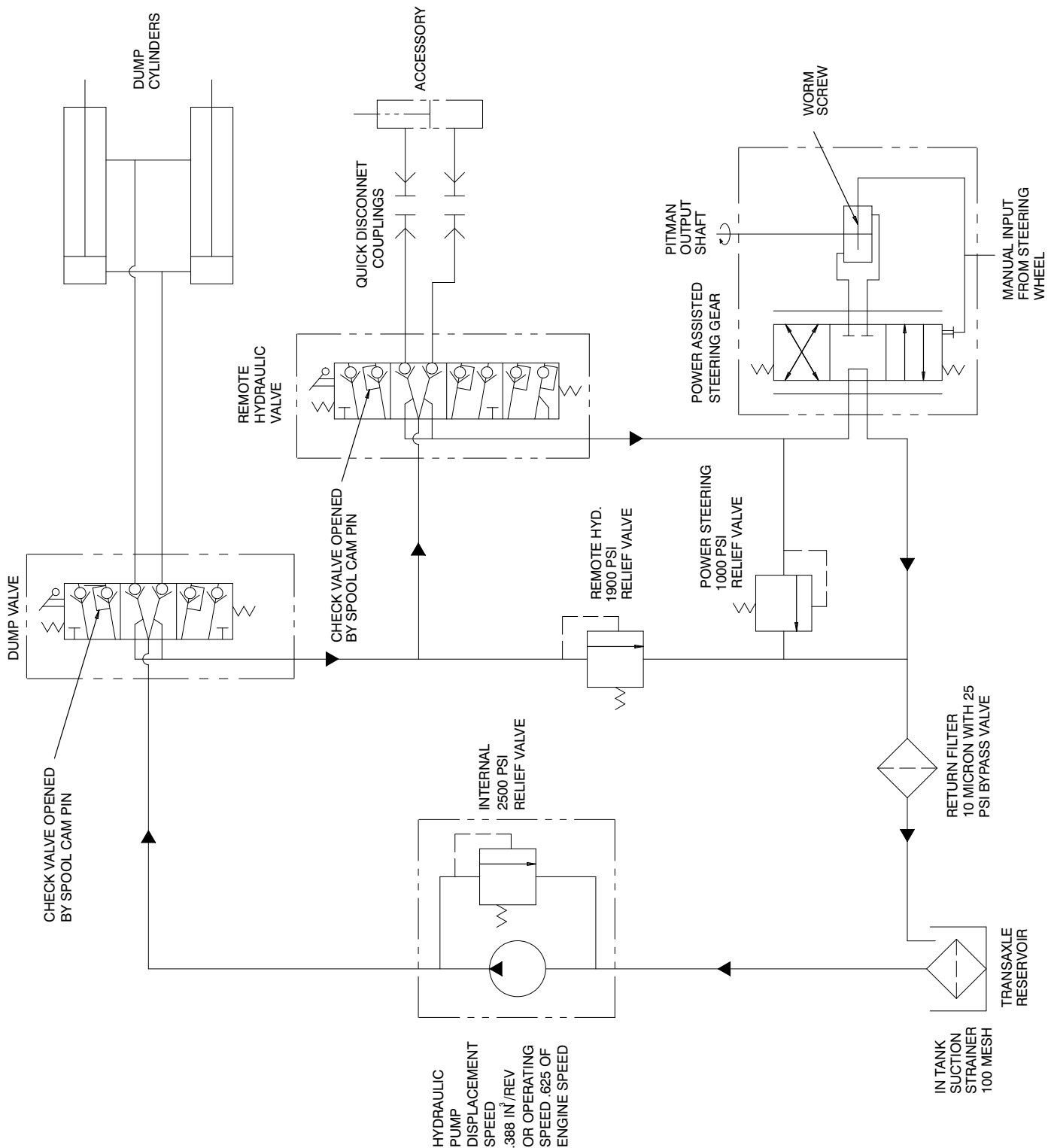
## HYDRAULIC BRAKE LINE ROUTING ASM

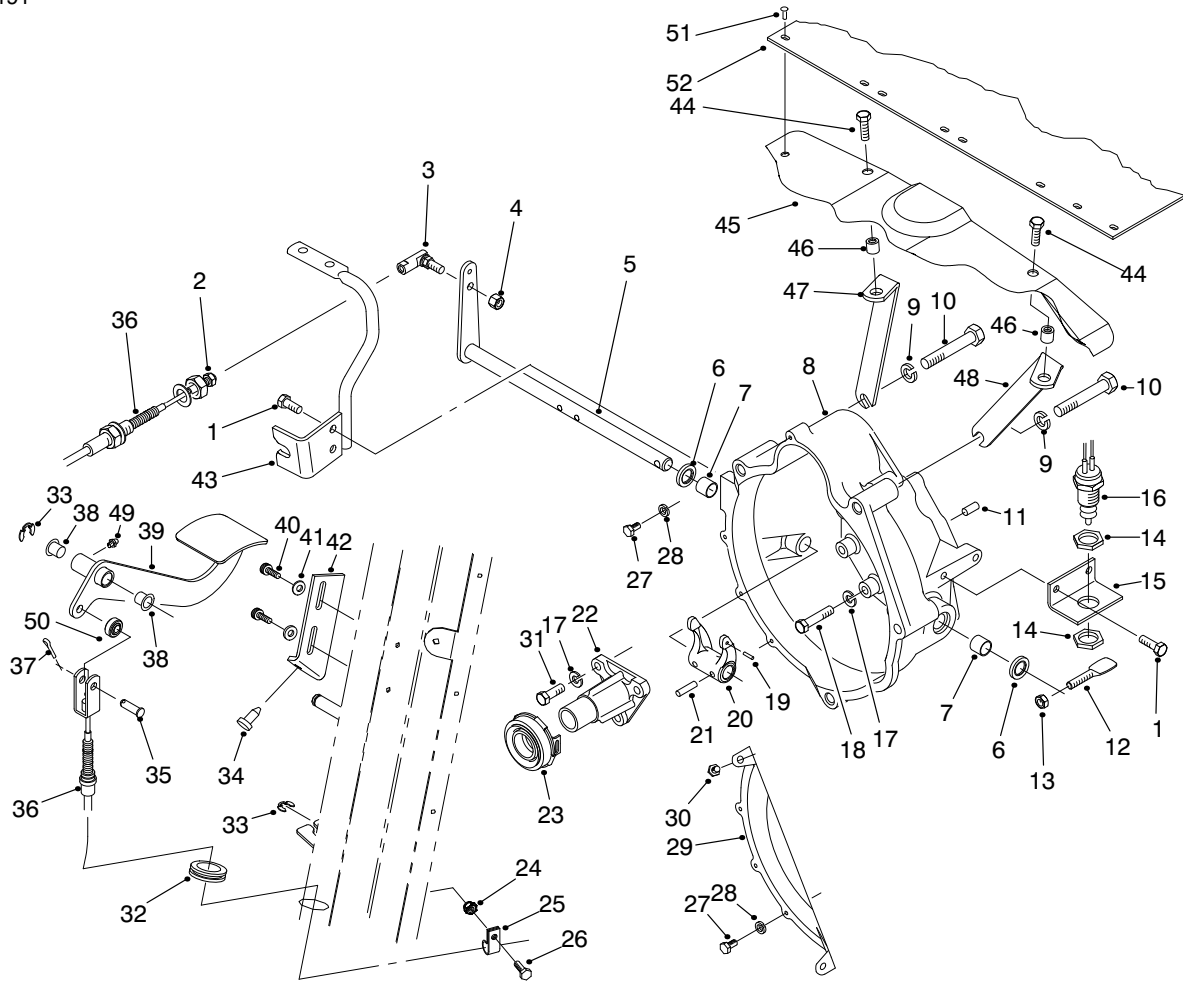
Ref. No.	Part No.	Description	No. Used	Ref. No.	Part No.	Description	No. Used
1	94-3820	Tube-Brake Front	1	11	322-2	Screw-HH	1
2	87-7660	Clamp-Brake Line	8	12	94-3842	Tube-Brake Rear	1
3	321-9	Screw-HH	4	16	93-7082	Tube-Brake Front LH	1
4	3256-22	Washer-Flat	4	17	32128-20	Nut-Flange	1
5	94-3819	Tube-Brake Rear	1	18	87-3560	Tee-Brake Line	1
6	87-3570	Fitting-Union	2	19	93-7085	Tube-Brake Front	1
8	87-3580	Retainer-Brake Hose	2	20	3296-42	Nut-Lock	5
9	93-7123	Hose-Brake Front	2	21	2412-89	Clamp-R	1
10	93-7081	Tube-Brake Front RH	1	22	321-4	Screw-HH	1

# HYDRAULIC SCHEMATIC (Models 07200 & 07202)



# HYDRAULIC SCHEMATIC (Models 07200TC)



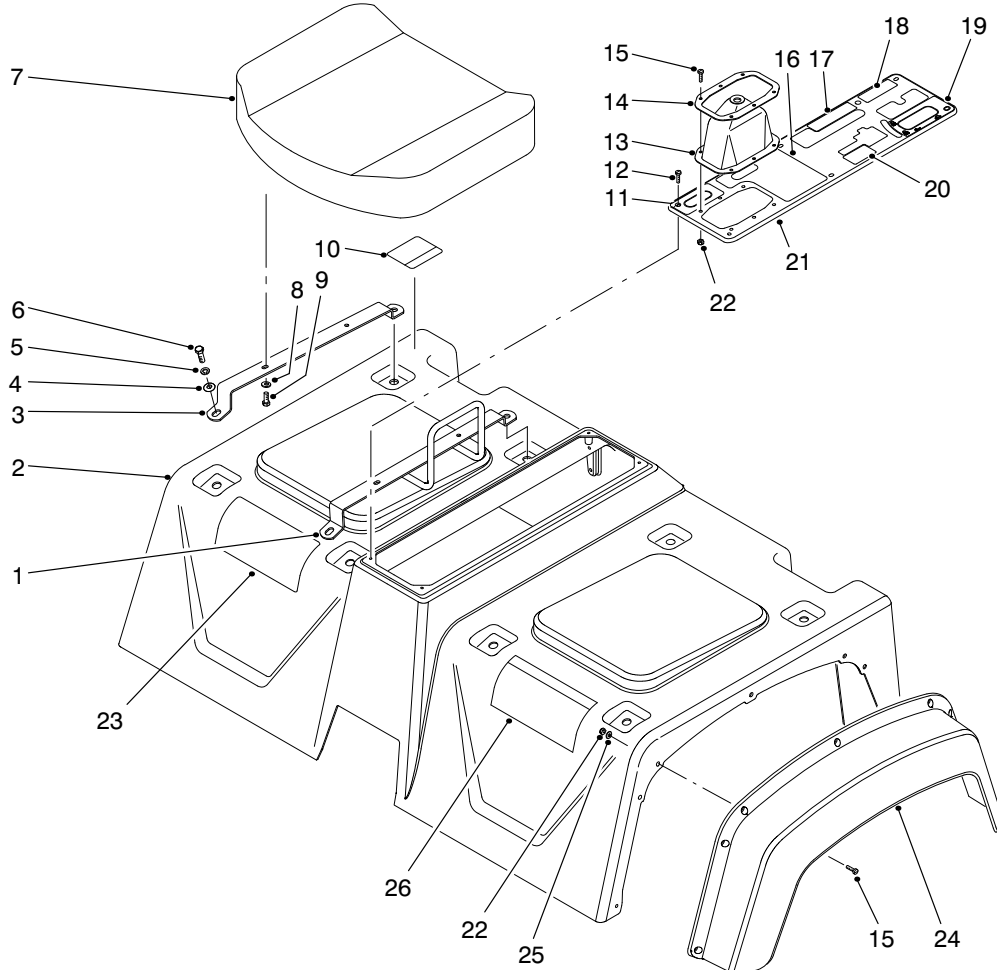


T-3147

## CLUTCH LINKAGE ASM

Ref. No.	Part No.	Description	No. Used
1	66-3160	Screw-HH	2
2	3220-2	Nut-Jam	1
3	2411-33	Joint-Ball	1
4	3296-4	Nut-Lock	1
5	87-5290	Shaft-Release	1
6	87-1920	Seal-Shaft	2
7	87-3770	Bushing-Sleeve	2
8	93-7121	Housing-Bell	1
9	3253-22	Washer-Lock	4
10	56-2150	Screw-HH	4
11	87-1910	Pin-Alignment	2
12	87-5360	Lever	1
13	3296-29	Nut-Lock	1
14	3218-20	Nut-Jam	2
15	87-5350	Bracket-Switch	1
16	87-5490	Switch-Neutral	1
17	42-9850	Washer-Lock	12
18	42-9530	Screw-HH	9
19	32121-7	Pin-Roll	1
20	87-5300	Fork-Clutch	1
21	32121-24	Pin-Roll	2
22	87-5320	Guide-Release	1
23	87-2100	Bearing-Release	1
24	32128-33	Nut-HFH	1
25	2412-89	Clamp-R	1
26	321-4	Screw-HH	1
27	48-7610	Screw-HH	4
28	3253-3	Washer-Lock	4

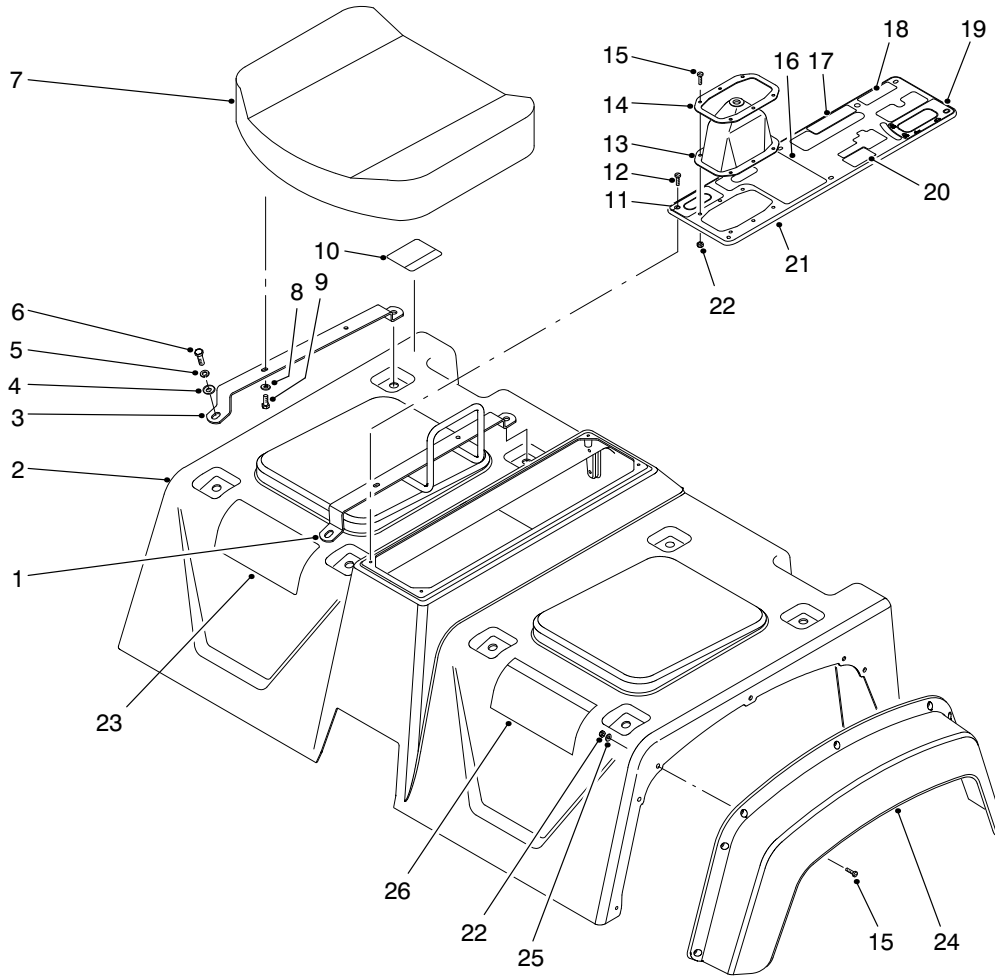
Ref. No.	Part No.	Description	No. Used
29	92-1938	Cover-Bell Housing	1
30	92-2129	Screw-HH	2
31	57-6380	Screw-HH	3
32	240-5	Grommet	1
33	32120-47	Ring-E	2
34	87-8460	Bumper	1
35	283-75	Pin-Clevis	1
36	99-1201	Asm-Clutch Cable (Incl. Ref. #2)	1
37	3272-10	Pin-Cotter	1
38	256-156	Bushing-Flange	2
39	99-1199-03	Pedal-Clutch	1
40	87-6620	Screw-Torx Pan Hd.	2
41	3256-22	Washer-Flat	2
42	87-8710	Tab-Clutch	1
43	87-8480	Bracket-Clutch	1
44	3234-5	Screw-HHF (Europe)	2
45	92-1345-03	Cover-Engine (Europe)	1
46	32148-8	Nut-Insert (Europe)	2
47	93-8956	Asm-Rear Brace, RH (Europe) (Incl. Ref. #46)	1
48	93-8955	Asm-Rear Brace, LH (Europe) (Incl. Ref. #46)	1
49	302-5	Fitting-Grease	1
50	99-1202	Rod End	1
51	146489	Rivet	8
52	99-1212	Cover-Engine (Europe)	1



T-1589

## SEAT BASE ASM

Ref. No.	Part No.	Description	No. Used	Ref. No.	Part No.	Description	No. Used
1	87-6890-03	Hold-Hand	1	18	92-2609	Decal-Remote Hyd.	1
2	87-7070	Asm-Skirt (Incl. Ref. #10 & 26)	1	18	93-9866	Decal-Remote Hyd. (Europe)	1
3	87-3800-03	Bracket-Seat Bottom	3	18	92-5346	Decal-Remote Hyd. (Japan)	1
4	3256-23	Washer-Flat	8	19	87-6010	Decal-Dump Hyd.	1
5	3253-4	Washer-Lock	8	19	93-9444	Decal-Dump Hyd. (Europe)	1
6	322-5	Screw-HH	8	19	92-5353	Decal-Dump Hyd. (Japan)	1
7	87-5060	Cushion-Seat Bottom	2	20	87-6020	Decal-Brake	1
8	3256-22	Washer-Flat	8	20	93-9443	Decal-Brake (Europe)	1
9	321-4	Screw-HH	8	20	92-5304	Decal-Brake (Japan)	1
10	87-5930	Decal-Caution	1	21	87-8080	Asm-Console Plate (Incl. Ref. #11 & 16-20)	1
10	93-9448	Decal-Caution (Europe)	1	22	3296-2	Nut-Lock	20
10	92-5325	Decal-Caution (Japan)	1	23	99-1216	Decal-Quick Ref.	1
11	87-5960	Decal-Axle	1	23	99-9350	Decal-Quick Ref. (NL)	1
11	93-9857	Decal-Axle (Europe)	1	23	99-9351	Decal-Quick Ref. (F)	1
11	92-5318	Decal-Axle (Japan)	1	23	99-9352	Decal-Quick Ref. (D)	1
12	32144-52	Screw-PH TAP	6	23	99-9353	Decal-Quick Ref. (I)	1
13	87-8620	Boot-Shift	1	23	99-9355	Decal-Quick Ref. (ES)	1
14	87-3760-03	Plate-Shift Boot	1	23	99-9356	Decal-Quick Ref. (S)	1
15	3250-13	Screw-PPH	20	23	99-9394	Decal-Quick Ref. (DK)	1
16	87-5970	Decal-PTO	1	23	99-9396	Decal-Quick Ref. (SF)	1
16	93-9861	Decal-PTO (Europe)	1	23	99-9395	Decal-Quick Ref. (N)	1
16	92-5360	Decal-PTO (Japan)	1	23	99-9397	Decal-Quick Ref. (P)	1
17	87-6000	Decal-Differential	1				
17	93-9430	Decal-Differential (Europe)	1				
17	92-5311	Decal-Differential (Japan)	1				



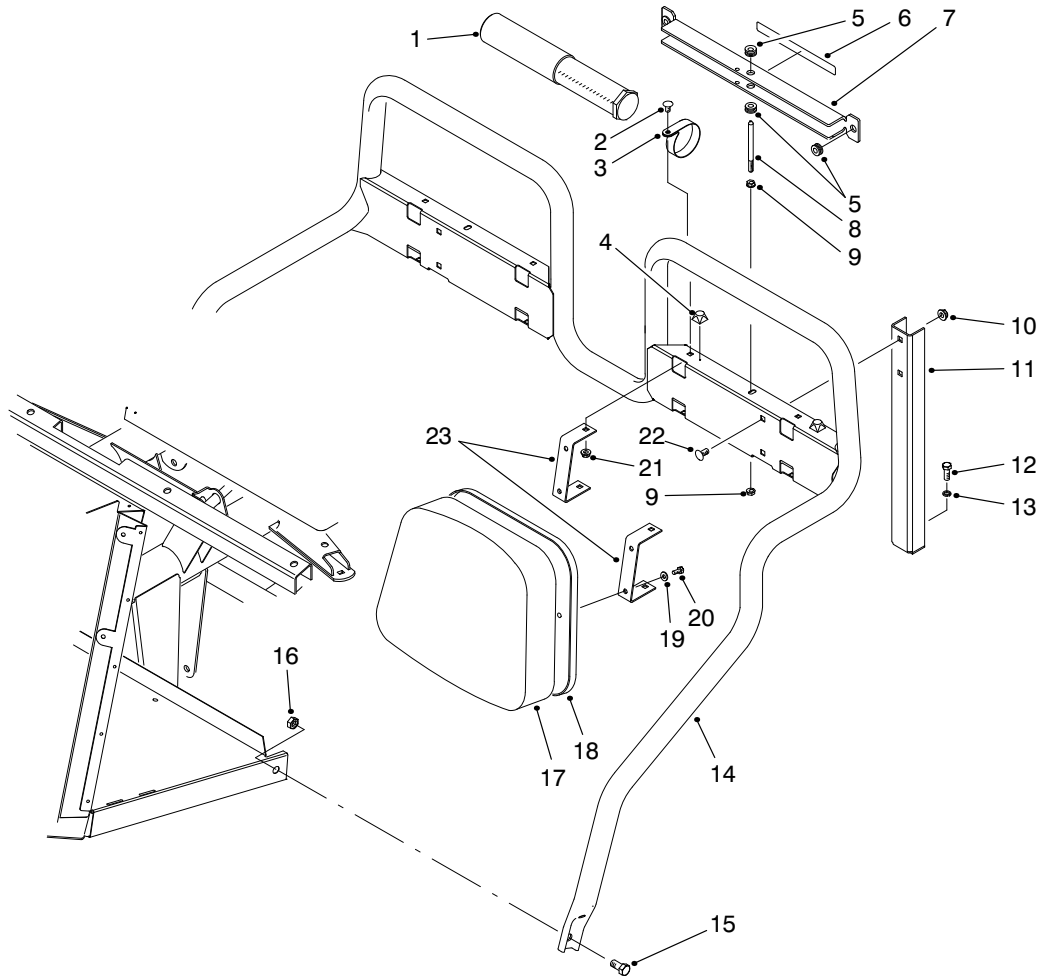
T-1589

## SEAT BASE ASM (Continued)

Ref. No.	Part No.	Description	No. Used
23	99-9354	Decal-Quick Ref. (Japan)	1
24	87-9480	Fender-Front	2
25	3256-61	Washer-Flat	14

Ref. No.	Part No.	Description	No. Used
26	87-5920	Decal-Danger	1
26	93-9860	Decal-Danger (Europe)	1
26	92-6408	Decal-Danger (Japan)	1

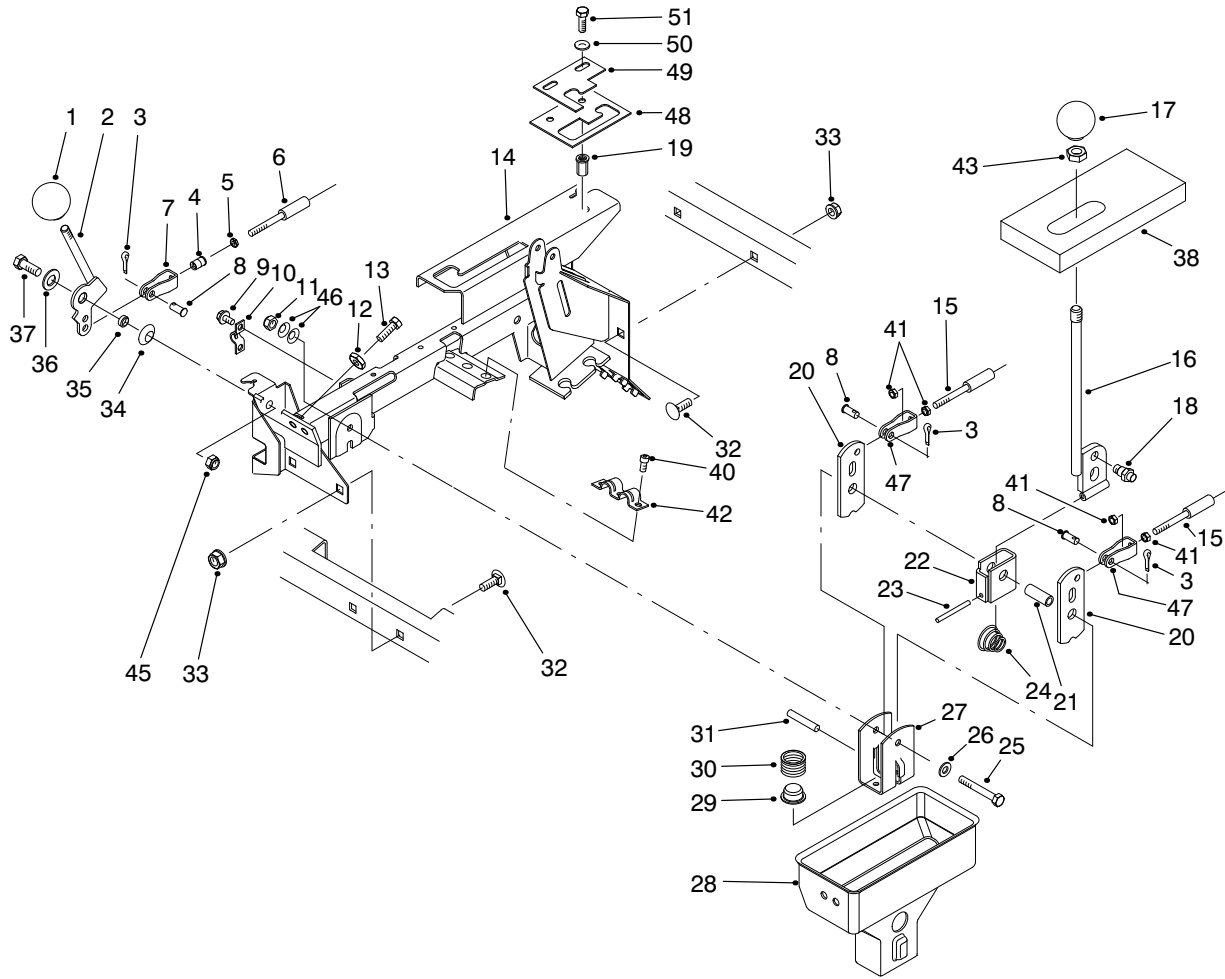




T-1779-1

## SEAT BACK ASM

Ref. No.	Part No.	Description	No. Used	Ref. No.	Part No.	Description	No. Used
1	74-0720	Tube-Manual	1	11	87-2510-03	Bracket-Seat Frame	2
2	3230-18	Bolt-CARR	8	12	323-6	Screw-HH	2
3	2412-133	Clamp-R	2	13	3253-21	Washer-Lock	2
4	111071	Bumper	2	14	87-6170-03	Frame-Seat	1
5	92-5972	Grommet	4	15	325-4	Screw-HH	2
6	87-7930	Decal-Danger	1	16	3296-23	Nut-Lock	2
6	93-9852	Decal-Danger (Europe)	1	17	87-6290	Cushion-Seat Back	2
6	92-6415	Decal-Danger (Japan)	1	18	87-6280	Plate-Seat Back	2
7	87-7950	Asm-Bed Support (Incl. Ref. #5 & 6)	1	19	3256-22	Washer-Flat	8
8	87-7940	Stud	1	20	321-4	Screw-HH	8
9	32128-44	Nut-HFH	2	21	32128-20	Nut-Flange Lock	8
10	3290-357	Nut-HFH	4	22	3231-21	Bolt-CARR	4
				23	87-6240-03	Bracket-Seat Back	4

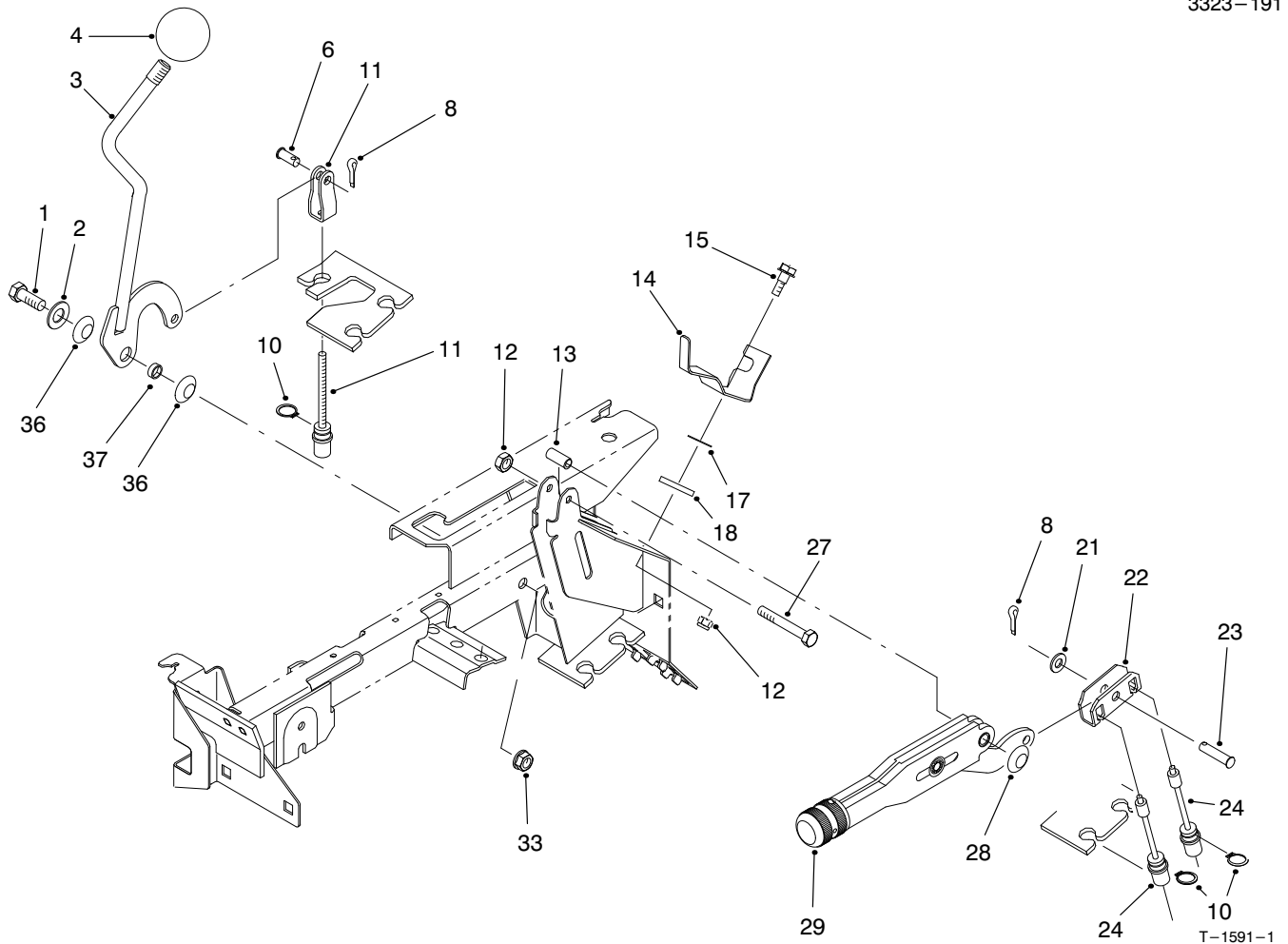


T-2629

## HI-LO & SHIFT LEVER ASM

Ref. No.	Part No.	Description	No. Used
1	233-37	Knob	1
2	87-4350	Lever-Hi-Lo	1
3	3272-6	Pin-Cotter	3
4	32148-15	Insert-Threaded	1
5	3219-14	Nut	1
6	93-7106	Asm-Hi-Lo Cable (Incl. Ref. #5)	1
7	87-7160	Asm-Clevis, Cable (Incl. Ref. #4)	1
8	283-62	Pin-Clevis	3
9	32144-4	Screw-HFH	2
10	87-4340	Clamp-Cable	1
11	3296-58	Nut-Lock	2
12	3220-3	Nut-Jam	2
13	3211-8	Screw-HH	2
14	94-5202	Asm-Lever Support (Incl. Ref. #19)	1
15	93-7105	Asm-Cable (Incl. Ref. #41)	2
16	87-2040	Lever-Shift	1
17	87-6720	Knob	1
18	87-3650	Pin-Shift	1
19	32148-7	Nut-Clinch	2
20	87-3540	Link-Shift	2
21	87-2520	Tube-Pivot	1
22	87-6040	Bracket-Shifter	1
23	32121-48	Pin-Roll	1
24	87-2900	Spring-Compression	1

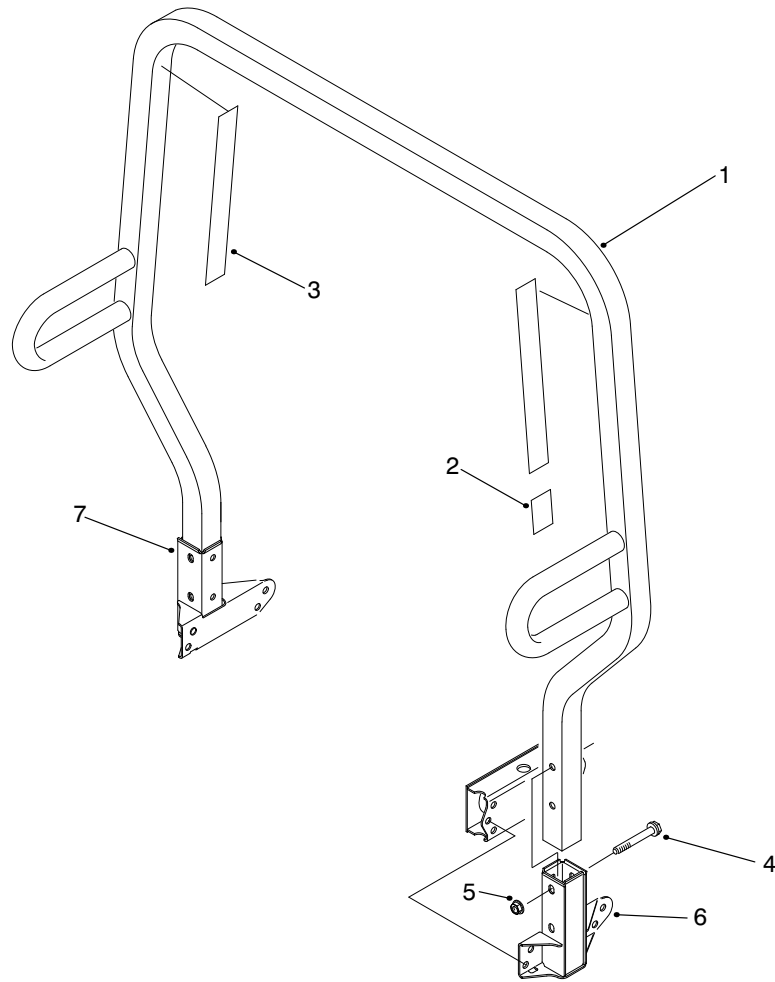
Ref. No.	Part No.	Description	No. Used
25	322-12	Screw-HH	1
26	87-8640	Washer-Flat	1
27	87-3520	Clevis	1
28	87-2260	Boot-Shift Lower	1
29	87-3530	Button-Shifter	1
30	87-3660	Spring-Compression	1
31	3290-507	Pin-Dowel	1
32	3231-21	Bolt-CARR	4
33	3290-357	Nut-HFH	4
34	3290-221	Washer-Spring	1
35	76-9100	Spacer-Hi-Lo Lever	1
36	49-9150	Washer-Flat	1
37	323-6	Screw-HH	1
38	87-6570	Foam-Seal	1
40	65-5220	Screw-HSH	3
41	3220-1	Nut-Jam	4
42	87-4960	Clamp-Cable	1
43	3218-18	Nut-Jam	1
45	3296-39	Nut-Lock	1
46	3290-456	Washer-Belleville	2
47	87-2310	Clevis-Cable	2
48	87-4670-03	Plate-Detent Lower (Model 07200TC)	1
49	87-4680-03	Plate-Detent Upper (Model 07200TC)	1
50	3256-23	Washer-Flat	2
51	322-5	Screw-HH	2



## DIFFERENTIAL LOCK & PARKING BRAKE ASM

Ref. No.	Part No.	Description	No. Used
1	323-6	Screw-HH	1
2	49-9150	Washer-Flat	1
3	87-5030	Lever-Differential Lock	1
4	233-48	Knob	1
6	283-62	Pin-Clevis	1
8	3272-6	Pin-Cotter	1
10	32120-47	Ring-Retaining	3
11	87-4460	Differential Lock Cable	1
12	3296-42	Nut-Lock	1
13	87-4710	Spacer-Barking Brake	1
14	87-6640-03	Lever-Dump Stop	1
15	42-3560	Screw-Shoulder	1

Ref. No.	Part No.	Description	No. Used
17	3290-478	Washer-Belleville	1
18	71-5320-03	Washer-Flat	1
21	3256-23	Washer-Flat	1
22	87-3480	Plate-Brake Equalizer	1
23	94-3829	Pin-Clevis	1
24	87-8240	Cable-Parking Brake	2
27	321-9	Screw-HH	1
28	3290-477	Washer-Curved	1
29	87-2710-03	Lever-Parking Brake	1
33	3296-39	Nut-Lock	1
36	3290-221	Washer-Spring	2
37	76-2290	Spacer	1

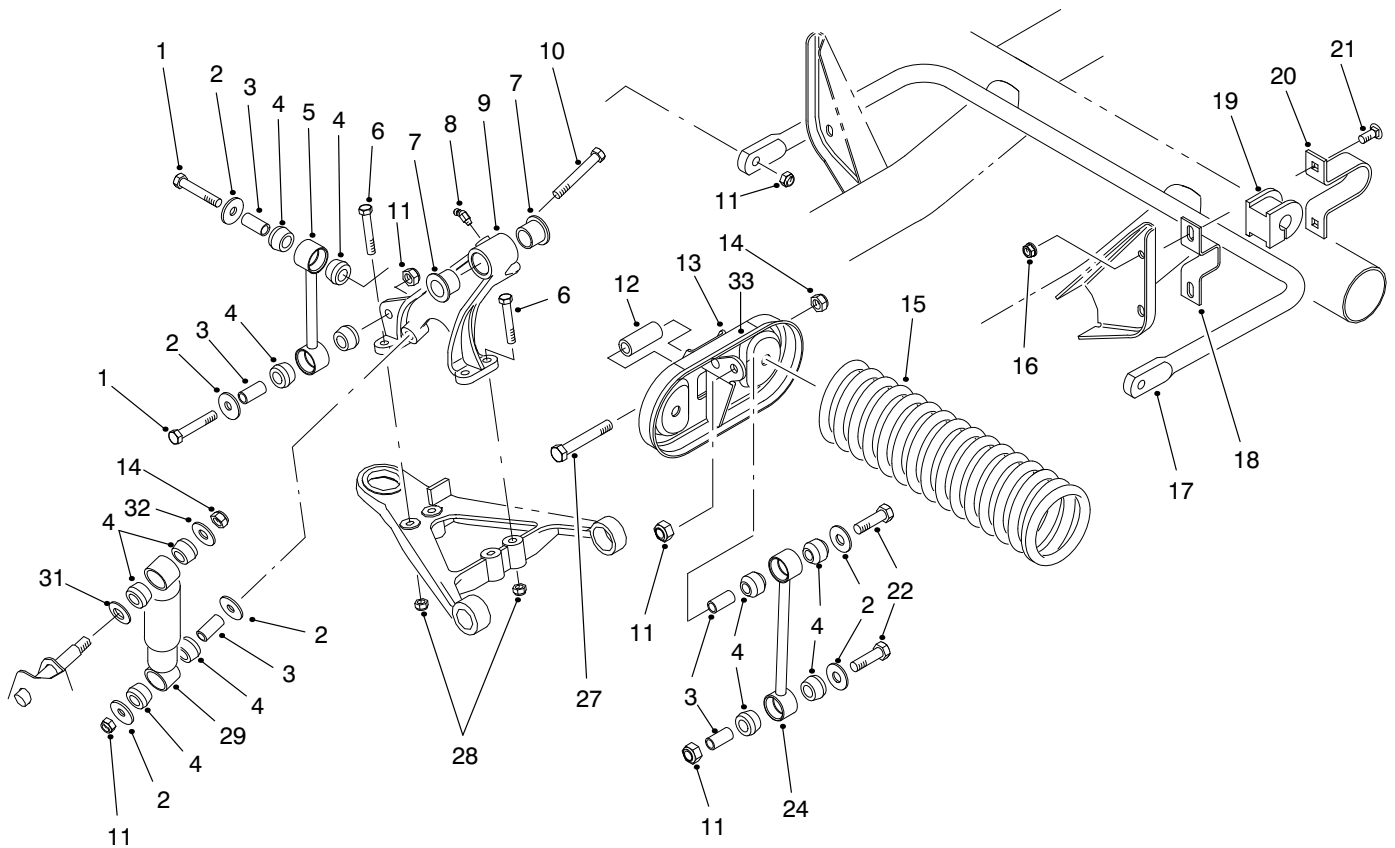


T-1592-1

## ROLL OVER PROTECTION SYSTEM (R.O.P.S.) ASM

Ref. No.	Part No.	Description	No. Used
1	87-7090	Asm-Frame, R.O.P.S. (Incl. Ref. #2 & 3)	1
2	87-5940	Decal-Rollover	1
2	93-9850	Decal-Rollover (Europe)	1
2	92-5388	Decal-Rollover (Japan)	1
3	87-5980	Decal-R.O.P.S.	2

Ref. No.	Part No.	Description	No. Used
3	93-9859	Decal-R.O.P.S. (Europe)	2
3	92-5381	Decal-R.O.P.S. (Japan)	2
4	3234-40	Screw-HHF	4
5	32128-23	Nut-HFH	4
6	87-6950-03	Receiver-LH	1
7	87-6960-03	Receiver-RH	1

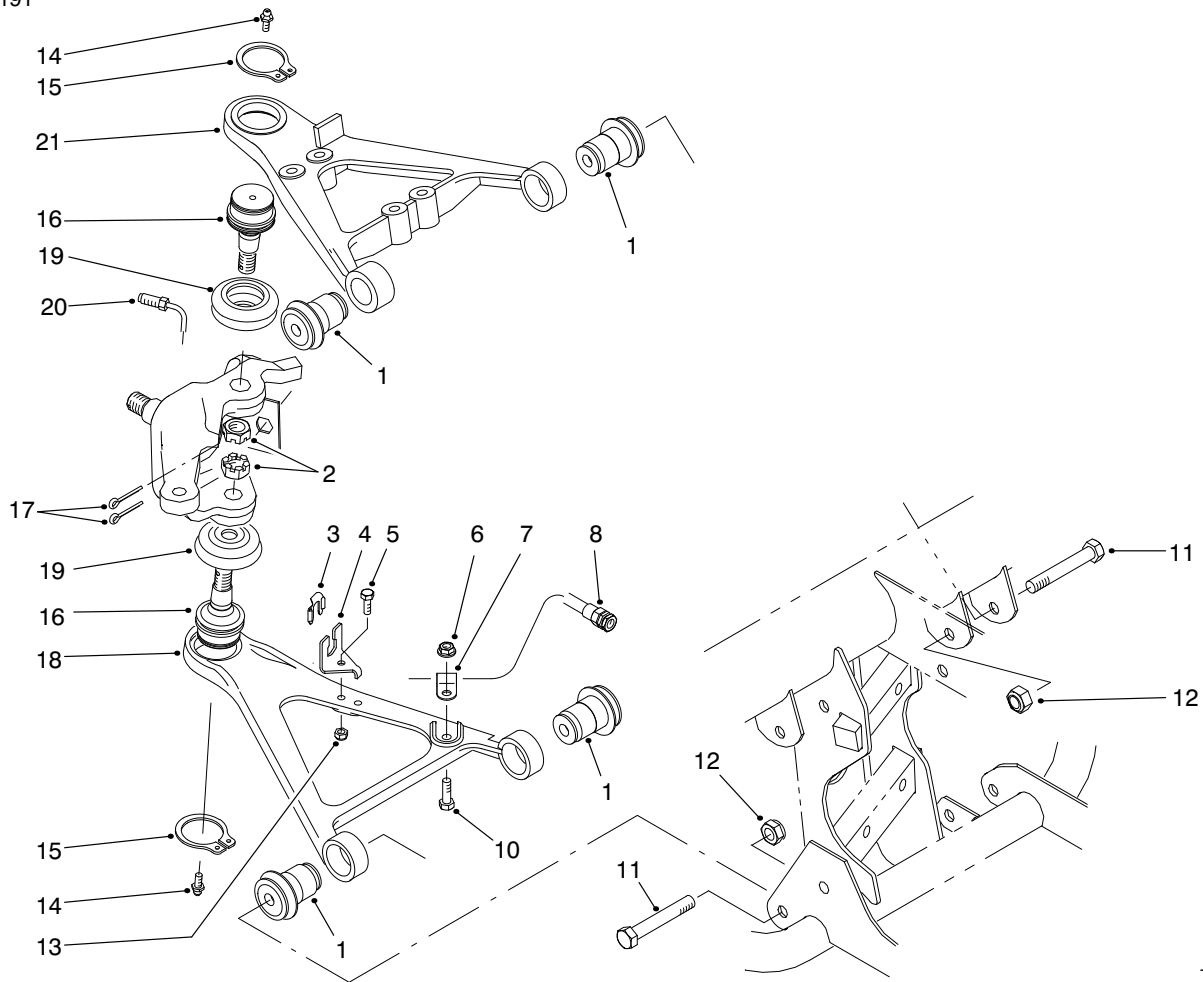


T-1593-1

## FRONT SUSPENSION ASM

Ref. No.	Part No.	Description	No. Used	Ref. No.	Part No.	Description	No. Used
1	324-10	Screw-HH	4	16	3290-357	Nut-HFH	4
2	87-5330	Washer	8	17	87-3850-03	Bar-Anti-Sway	1
3	87-3600	Spacer	10	18	87-3890-03	Bracket-Anti-Sway Bar	2
4	87-3920	Bushing-Rubber	16	19	87-3910	Bushing-Anti-Sway Bar	2
5	87-3860-03	Link-Anti-Sway Bar	2	20	87-4010-03	Clamp-Anti-Sway Bar	2
6	323-12	Screw-HH	8	21	3231-3	Bolt-CARR	4
7	33-3090	Bushing-Flange	4	22	324-9	Screw-HH	4
8	302-11	Fitting-Grease	1	24	87-2480-03	Link-Stabilizer	2
9	87-0150-03	Tower-Control Arm RH	1	27	325-13	Screw-HH	4
*	87-0160-03	Tower-Control Arm LH	1	28	3296-39	Nut-Lock	8
10	324-13	Screw-HH	2	29	87-3110	Absorber-Shock	2
11	3296-48	Nut-Lock	10	31	3256-27	Washer-Flat	2
12	87-2500	Sleeve-Spring Pivot	2	32	3256-6	Washer-Flat	2
13	87-7150	Asm-Cradle, Spring (Incl. Ref. #33)	2	33	44-0760	Decal-Warning	2
14	3296-23	Nut-Lock	4	33	93-9879	Decal-Warning (Europe)	2
15	87-0690-03	Spring-Compression	2	33	92-6493	Decal-Warning (Japan)	2

\*Not Illustrated



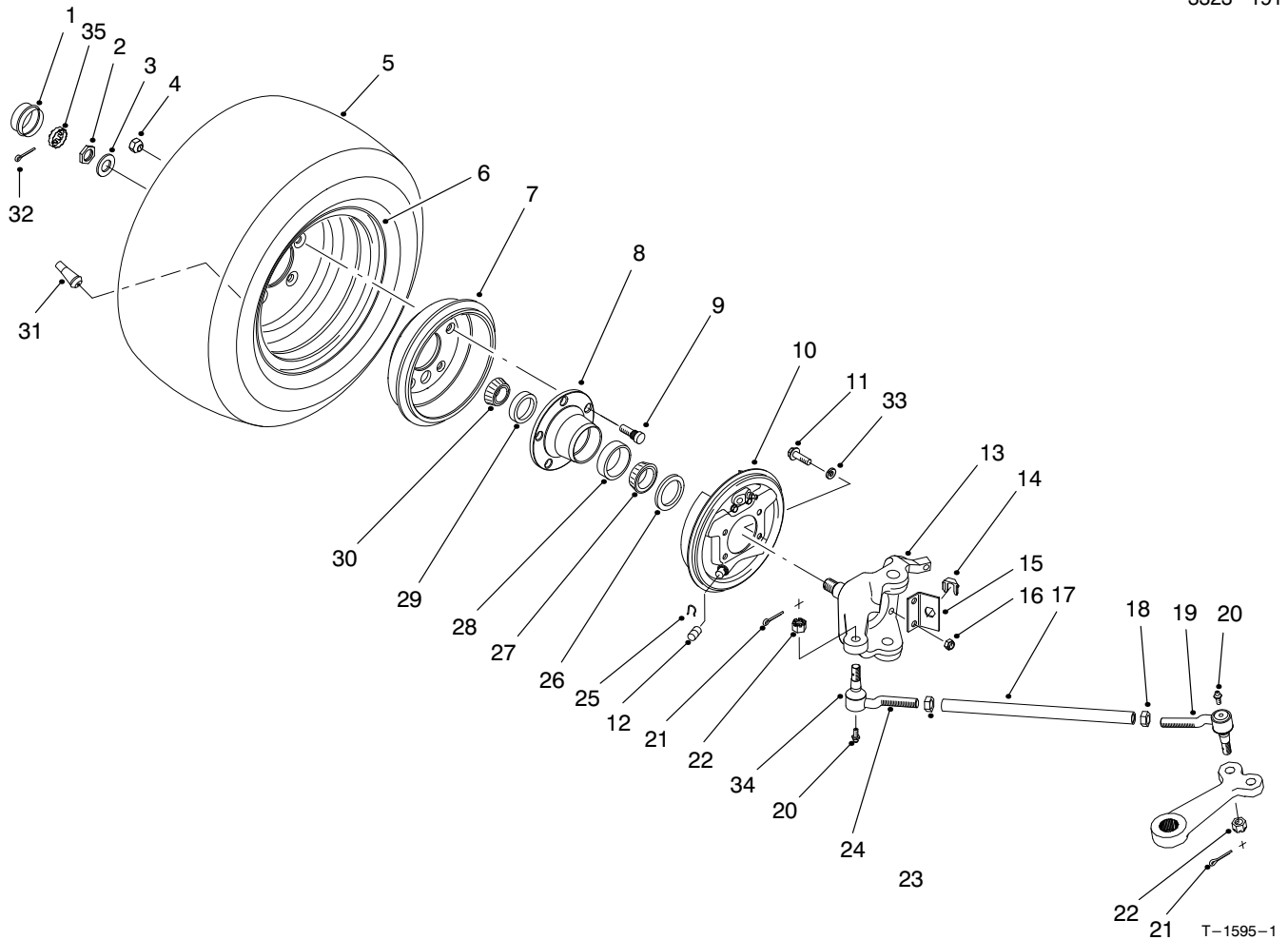
T-1594-1

## FRONT SUSPENSION CONTROL ARM ASM

Ref. No.	Part No.	Description	No. Used
1	87-1450	Bushing-Rubber	8
2	32136-2	Nut-Slotted	2
3	87-3580	Retainer-Brake Hose	2
4	87-2870	Bracket-Brake Hose	2
5	321-6	Screw-HH	2
6	32128-20	Nut-HFH	2
7	2412-10	Clamp-R	2
8	93-7123	Hose-Brake Front	2
10	322-5	Screw-HH	2
11	325-13	Screw-HH	8
12	3296-23	Nut-HFH	8
13	3296-42	Nut-Lock	2

Ref. No.	Part No.	Description	No. Used
14	302-5	Fitting-Grease	4
15	32151-104	Ring-Snap	4
16	87-1430	Joint-Ball	4
17	3272-12	Pin-Cotter	4
18	87-0210-03	Arm-Control Lower RH	1
*	87-0220-03	Arm-Control Lower LH	1
19	87-2420	Boot	4
20	87-2800	Tube-Brake RH	1
*	87-2790	Tube-Brake LH	1
21	93-7135-03	Arm-Control Upper RH	1
*	93-7133-03	Arm-Control Upper LH	1

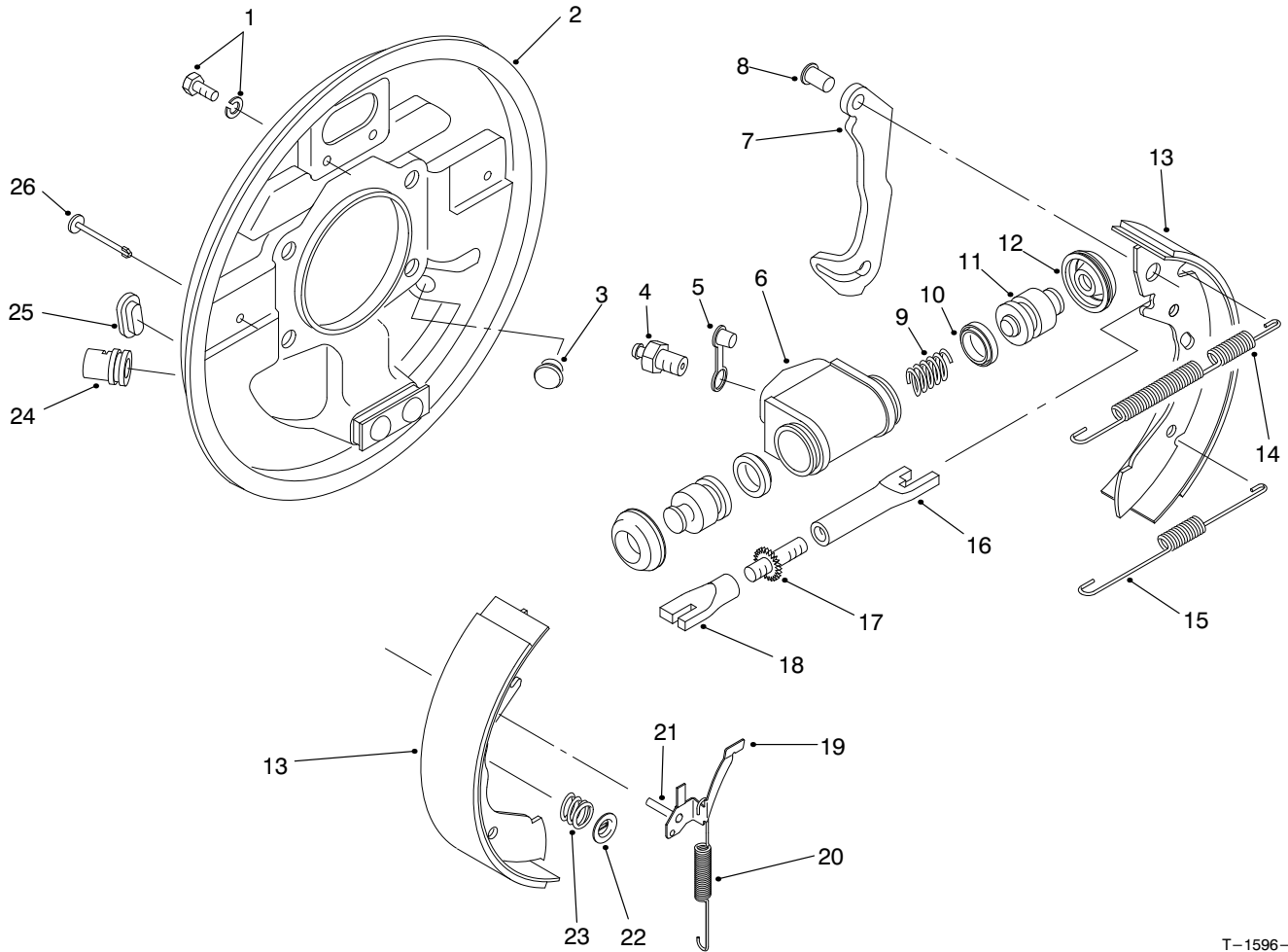
\*Not Illustrated



## FRONT WHEEL ASM

Ref. No.	Part No.	Description	No. Used	Ref. No.	Part No.	Description	No. Used
1	241-119	Cap-Dust	2	*19	94-3804	Asm-Rod End, LH Thread (Incl. Ref. #21, 22 & 34) Heavy Duty (Optional)	2
2	3220-7	Nut-Jam	2	20	302-5	Fitting-Grease	4
3	93-0309	Washer-Tab	2	21	3272-12	Pin-Cotter	4
4	23-7270	Nut-Lug	10	22	32136-3	Nut-Slotted	4
5	94-5261	Tire	2	23	3220-11	Nut-Jam	2
*	Optional	Tire-Hard Surface & Traction Options (See Dealer/Distributor for Tire Selection Guide)		24	87-1480	Asm-Rod End, RH Thread (Incl. Ref. #20-22 & 34)	2
6	87-5720	Rim	2	* 94-3807	Asm-Rod End, RH Thread (Incl. Ref. #21, 22 & 34) Heavy Duty (Optional)	2	
7	87-0270	Drum-Brake	2	25	87-3310	Clip-Brake Cable	2
8	87-5560	Hub-Wheel	2	26	87-3590	Seal-Bearing	2
9	87-8730	Stud-Drive	10	27	254-106	Cone-Bearing	2
10	87-3010	Asm-Brake RH	1	28	254-107	Cup-Bearing	2
*	87-3020	Asm-Brake LH	1	29	254-72	Cup-Bearing	2
11	323-8	Screw-HH	8	30	254-94	Cone-Bearing	2
12	87-3450	Plug	2	31	232-27	Stem-Valve	2
13	87-9430-03	Spindle-RH	1	32	3272-12	Pin-Cotter	2
*	87-9440-03	Spindle-LH	1	33	3253-21	Washer-Lock	8
14	87-3580	Retainer	2	34		Seal-Rod End	4
15	87-2820	Bracket-Hose	2	35	93-0307	Nut-Retainer	2
16	3296-39	Nut-Lock	8	*	87-5340	Kit-Seal, Tie Rod End (Incl. Ref. #20-22 & 34)	4
17	87-2410	Rod-Tie	2				
18	3218-21	Nut-Jam	2				
19	87-1470	Asm-Rod End, LH Thread (Incl. Ref. # 20-22 & 34)	2				

\*Not Illustrated



T-1596-1

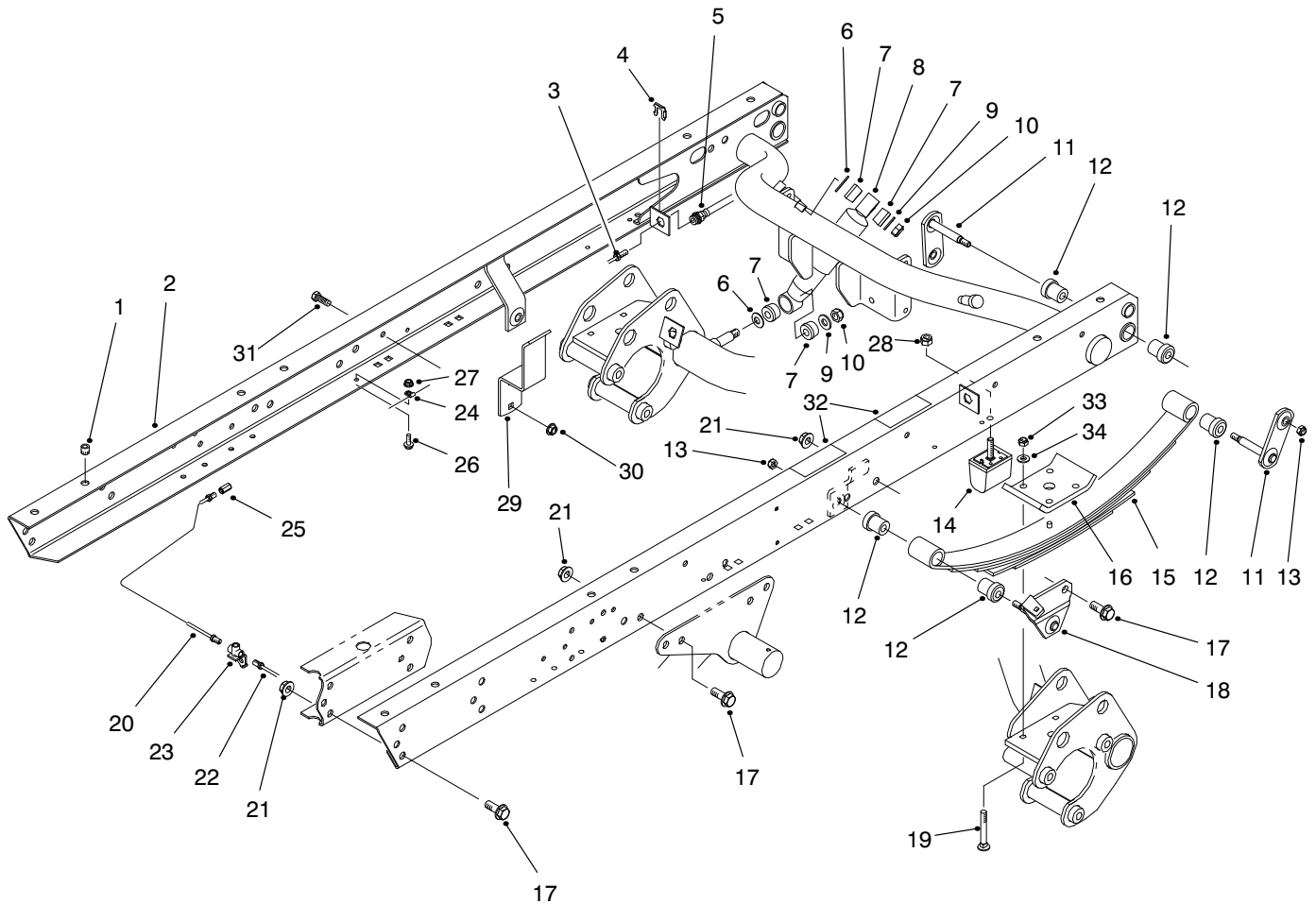
## FRONT BRAKE ASM

Ref. No.	Part No.	Description	No. Used
1	92-4135	Set Bolt	2
2	92-4115	Asm-Backplate LH (Incl. Ref. #24)	1
*	92-4116	Asm-Backplate RH (Incl. Ref. #24)	1
3	92-4125	Plug	1
4	92-4113	Screw-Bleed	1
5	92-4114	Cap-Bleed Screw	1
6		Body	1
7		Lever-Operating LH/RH	1
8		Pin	1
9		Spring	1
10		Seal-'L' Type	2
11		Piston	2
12		Cover-Dust	2
13	92-4120	Shoe & Lining Set (Incl. Ref. #7 & 8)	1
14	92-4126	Spring-Shoe, Upper LH	1
*	92-4127	Spring-Shoe, Upper RH	1
15	92-4128	Spring-Shoe, Lower	1
16		Pushrod-Female LH	1
*		Pushrod-Female RH	1
17		Bolt-Adjuster	1
18		Sleeve-Adjuster	1

Ref. No.	Part No.	Description	No. Used
19	92-4123	Asm-Pawl LH (Incl. Ref. #21)	1
*	92-4124	Asm-Pawl RH (Incl. Ref. #21)	1
20	92-4129	Spring-Adjuster, LH	1
*	92-4130	Spring-Adjuster, RH	1
21		Pin-Pawl	1
22	92-4131	Washer-Hold Down	2
23	92-4132	Spring-Hold Down	2
24		Guide-Pipe	1
25	92-4134	Plug-Inspection	1
26	92-4133	Pin-Hold Down	2
*	92-4121	Asm-Adjuster LH (Incl. Ref. #16-18)	1
*	92-4122	Asm-Adjuster RH (Incl. Ref. #16-18)	1
*	92-4117	Asm-Wheel Cylinder LH (Incl. Ref. #4-6 & 9-12)	1
*	92-4118	Asm-Wheel Cylinder RH (Incl. Ref. #4-6 & 9-12)	1
*	92-4119	Kit-Seal (Incl. Ref. #10 & 12)	1
*	87-3010	Asm-Front Brake, RH (Complete)	1
*	87-3020	Asm-Front Brake, LH (Complete)	1

\*Not Illustrated



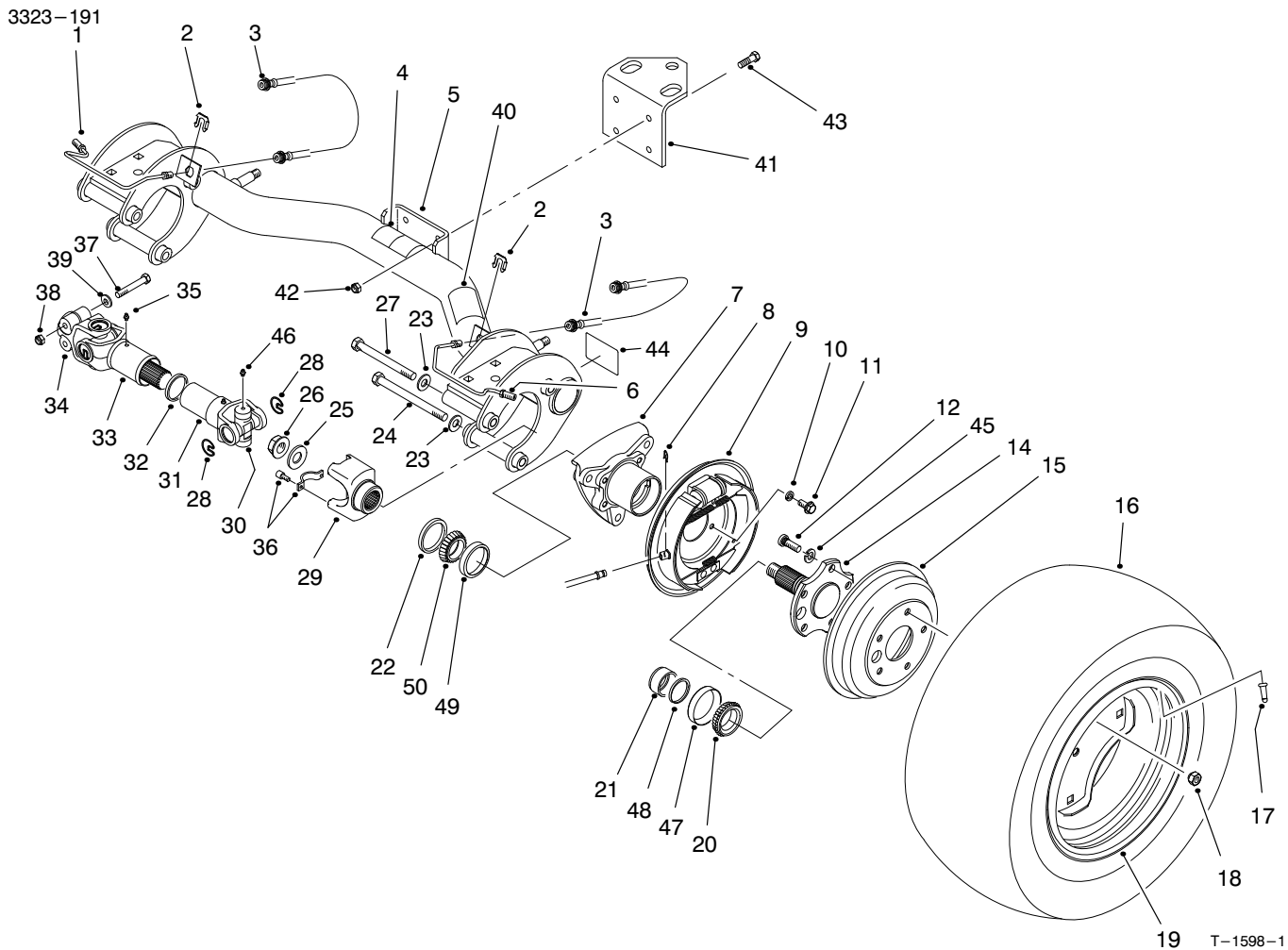


T-1597-1

## REAR FRAME ASM

Ref. No.	Part No.	Description	No. Used	Ref. No.	Part No.	Description	No. Used
1	32148-9	Insert-Threaded	8	19	3232-17	Bolt-CARR	8
2	87-8440	Asm-Rear Frame (Incl. Ref. #1 & 32)	1	20	94-3845	Tube-Brake RH	1
3	94-3846	Tube-Brake RH	1	21	32128-23	Nut-HFH	24
*	94-3844	Tube-Brake LH	1	22	94-3843	Tube-Brake LH	1
4	87-3580	Retainer	2	23	87-3560	Tee-Brake Tube	1
5	87-4100	Hose-Brake	2	24	2412-149	Clamp-Tube	4
6	3256-27	Washer-Flat	4	25	87-3570	Union-Brake Line	1
7	87-3920	Bushing-Rubber	8	26	321-4	Screw-HHF	4
8	87-3110	Shock Absorber	2	27	32128-33	Nut-HFH	4
9	3256-6	Washer-Flat	4	28	48-9520	Nut-Lock	2
10	3296-23	Nut-Lock	4	29	87-6690-03	Guard-Induction Chamber	1
11	87-3980	Shackle-Spring	4	30	3290-357	Nut-HFH	2
12	87-4760	Bushing	12	31	323-6	Screw-HH	2
13	3296-39	Nut-Lock	6	32	66-6840	Decal-Caution	2
14	87-3470	Bumper-Spring	2	32	93-8071	Decal-Caution (Europe)	2
15	87-1490	Spring-Leaf	2	32	92-6479	Decal-Caution (Japan)	2
16	87-7470-03	Plate-Clamp	2	33	3296-76	Nut-Lock	8
17	3234-38	Screw-HHF	24	34	87-7480	Washer-Flat	8
18	87-3960	Mount-Spring LH	1				
*	87-3940	Mount-Spring RH	1				

\*Not Illustrated



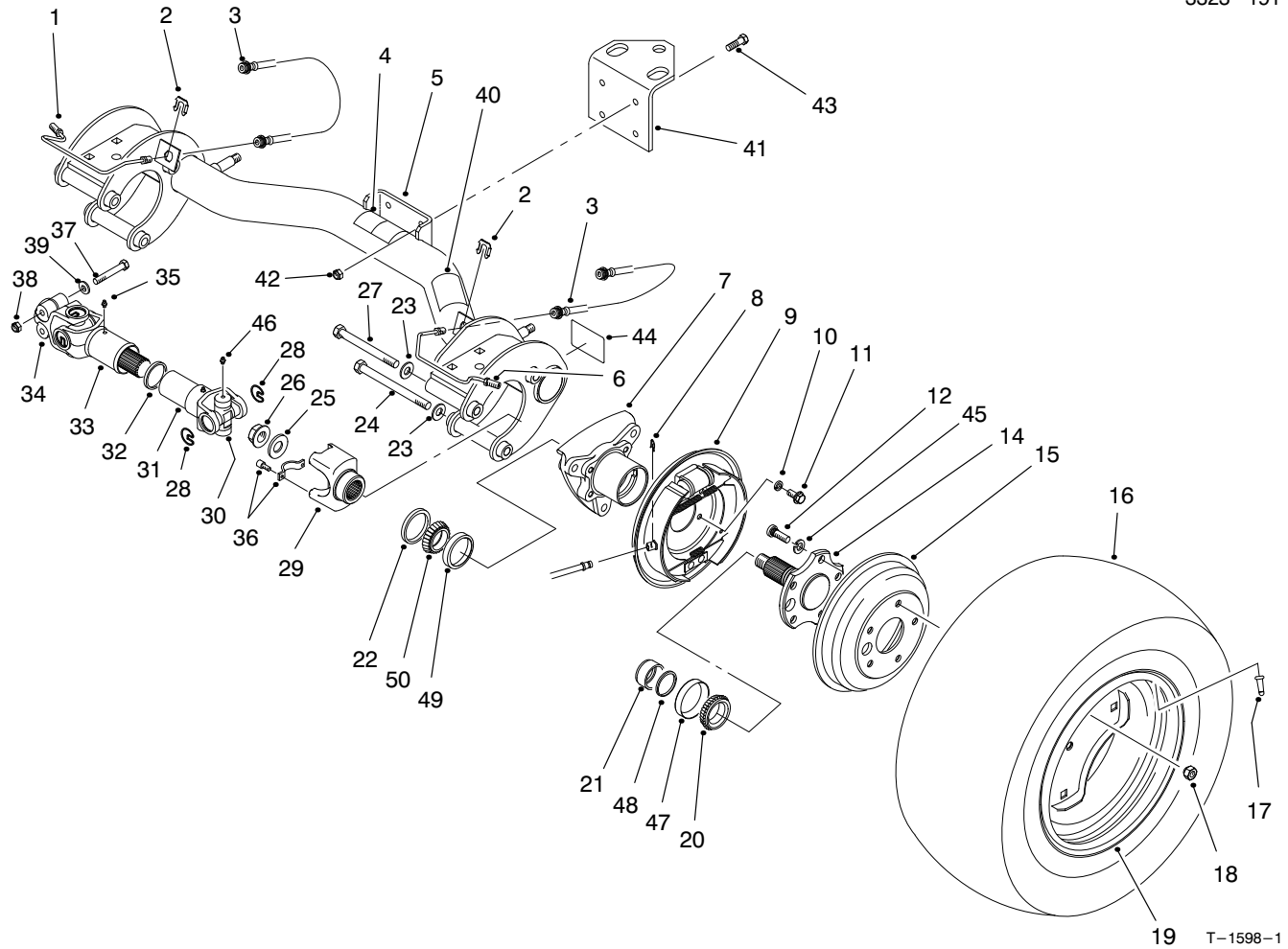
## REAR AXLE ASM

Ref. No.	Part No.	Description	No. Used
1	87-4090	Tube-Brake RH	1
2	87-3580	Retainer-Brake Hose	2
3	87-4100	Hose-Brake	2
4	87-6060	Decal-ATF	1
4	93-9442	Decal-ATF (Europe)	1
4	92-5473	Decal-ATF (Japan)	1
5	87-7110	Asm-Axle, Rear (Incl. Ref. #4, 40 & 44)	1
6	87-4080	Tube-Brake LH	1
7	87-2240-03	Housing-Axle	2
8	87-3310	Clip-Brake Cable	2
9	93-7126	Asm-Brake, LH	1
*	93-7125	Asm-Brake, RH	1
10	3253-21	Washer-Lock	8
11	323-6	Screw-HH	8
12	87-2080	Stud-Drive	10
14	93-7090-03	Stub-Axle	2
15	93-7128	Drum-Brake	2
16	87-6740	Tire-Rear 24"	2
*	Optional	Tire-Hard Surface & Traction Options (See Dealer/Distributor for Tire Selection Guide)	
17	232-27	Valve-Stem	2
18	23-7270	Nut-Lug	10
19	87-6750	Rim-Rear 24"	2
*	87-3000	Rim-Rear 23" (Optional)	2

Ref. No.	Part No.	Description	No. Used
†20		Cone-Bearing	1
21	87-4060	Spacer-Bearing	2
22	87-3590	Seal-Bearing	2
23	87-7270	Washer-Flat	6
24	325-20	Screw-HH	5
25	87-3060	Washer-Flat	2
26	32128-53	Nut-HFH	2
27	325-19	Screw-HH	1
28	92-4188	Ring-Snap	12
29	92-4190	Yoke-End	2
30	92-4187	Kit-Cross & Bearing	4
31	92-4182	Yoke & Hub	2
32	92-4180	Seal	2
33	92-4179	Yoke, Shaft & Seal Tube	2
34	98-2940	Yoke-Double Clamp	2
35	302-5	Fitting-Grease	4
36	92-4189	Kit-Strap & Bolt	2
37	98-2939	Screw-HH	4
38	32128-36	Nut-Lock	4
39	80-6990	Washer	4
40	87-5990	Decal-PTO	1
40	93-9862	Decal-PTO (Europe)	1
40	92-5367	Decal-PTO (Japan)	1
41	92-5951-03	Angle-Hitch	1
42	3296-39	Nut-Lock	4
43	323-7	Screw-HH	4
44	87-9080	Decal-Grease	2
44	93-9449	Decal-Grease (Europe)	2

\*Not Illustrated

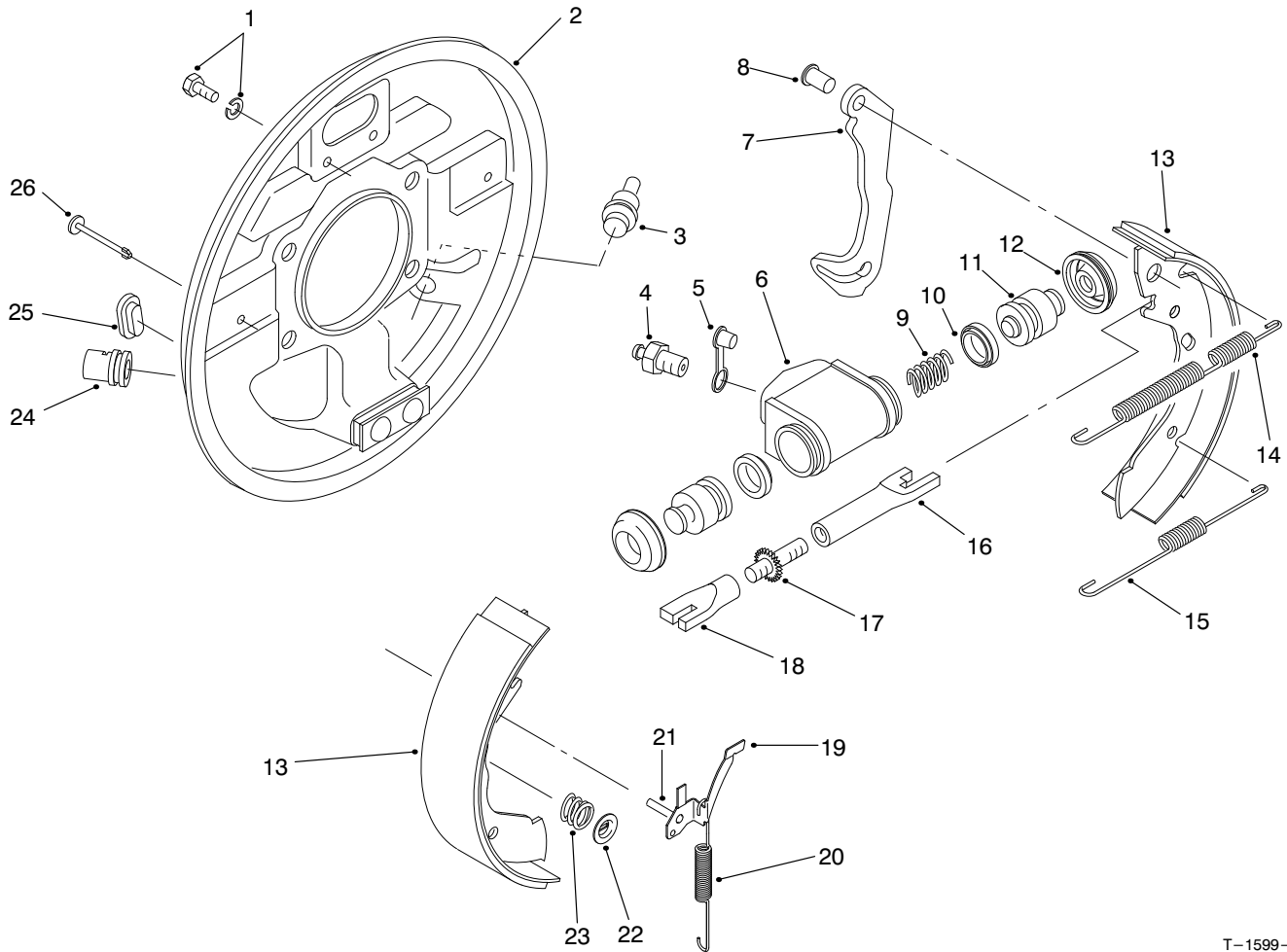
†Not Serviced Separately



### REAR AXLE ASM (Continued)

Ref. No.	Part No.	Description	No. Used	Ref. No.	Part No.	Description	No. Used
44	92-6444	Decal-Grease (Japan)	2	*	87-6370	Asm-Rear Tire & Wheel (Optional 23")	2
45	3253-6	Washer-Lock	10	*	87-1970	Bearing-Matched Set Use 1 set per wheel (Incl. Ref. #20 & 47-50)	2
46	302-58	Fitting-Grease	16	*	98-2969	1/2 Yoke Kit (Incl. Ref. #29 & 36)	2
†47		Cup-Bearing	1	*	98-2967	Driveshaft Assembly Kit (Incl. Ref. #37 & 51)	2
†48		Spacer	1	*	98-2968	Yoke Kit (Incl. Ref. #34 & 37)	2
†49		Cup-Bearing	1				
†50		Cone-Bearing	1				
*51	98-2918	Asm-Driveshaft (Incl. Ref. #28, 30-35 & 46)	2				
*	87-5370	Asm-Rear Tire & Wheel (24")	2				

\*Not Illustrated  
†Not Serviced Separately

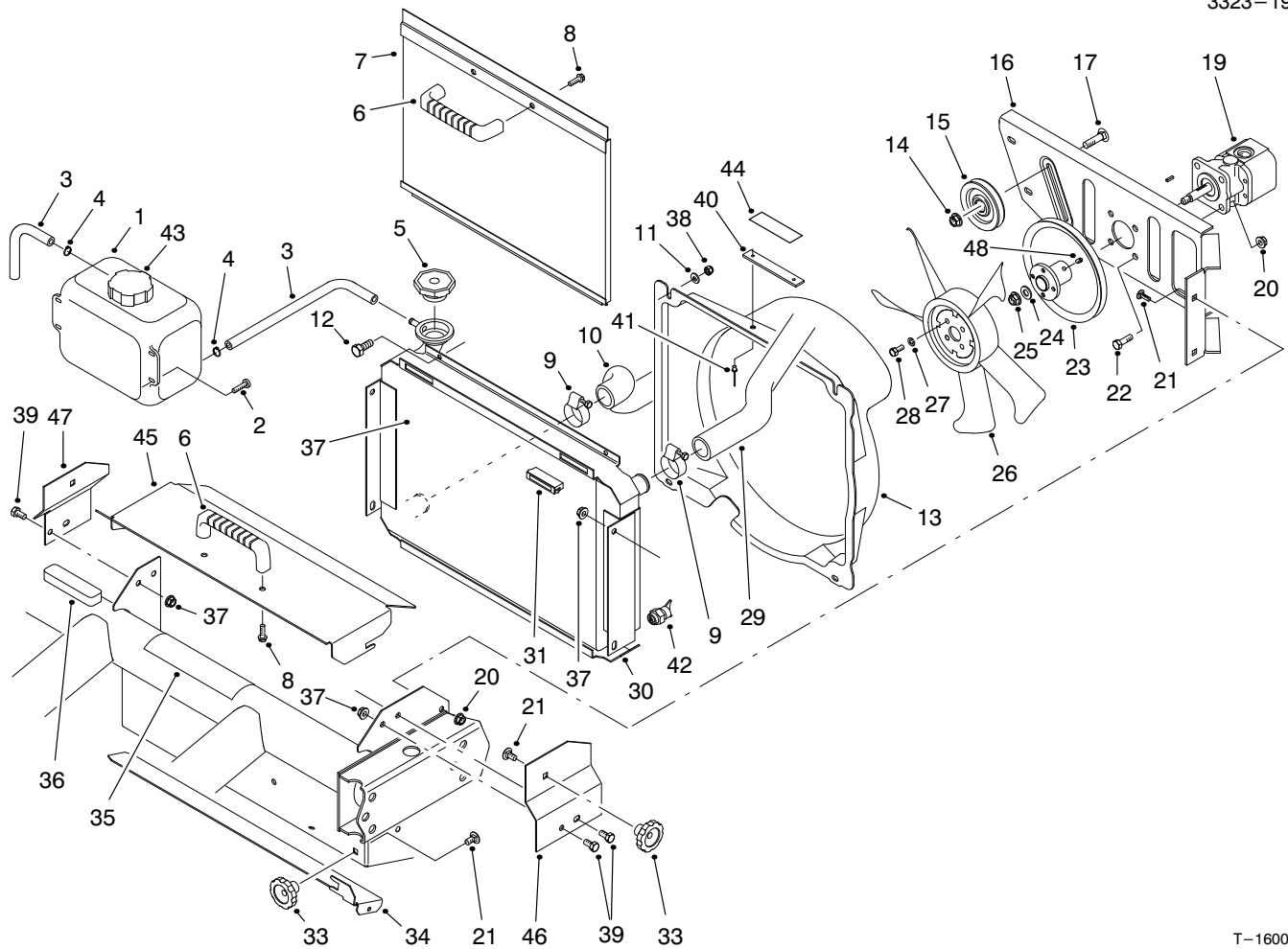


T-1599-1

## REAR BRAKE ASM

Ref. No.	Part No.	Description	No. Used	Ref. No.	Part No.	Description	No. Used
1	92-4135	Set Bolt	2	19	92-4123	Asm-Pawl, LH (Incl. Ref. #21)	1
2	92-4136	Asm-Backplate, LH (Incl. Ref. #24)	1	*	92-4124	Asm-Pawl, RH (Incl. Ref. #21)	1
*	92-4100	Asm-Backplate, RH (Incl. Ref. #24)	1	20	92-4150	Spring-Adjuster, LH	1
3	92-4146	Plug	1	*	92-4151	Spring-Adjuster, RH	1
4	92-4137	Screw-Bleed	1	21	92-4131	Pin-Pawl	1
5	92-4114	Cap-Bleed Screw	1	22	92-4131	Washer-Hold Down	2
6		Body	1	23	92-4152	Spring-Hold Down	2
7		Lever-Operating LH/RH	1	24	92-4134	Plug-Inspection	1
8		Pin	1	26	92-4133	Pin-Hold Down	2
9		Spring	1	*	92-4144	Asm-Adjuster, LH (Incl. Ref. #16-18)	1
10		Seal-'L' Type	2	*	92-4145	Asm-Adjuster, RH (Incl. Ref. #16-18)	1
11		Piston	2	*	92-4140	Asm-Wheel Cylinder, LH (Incl. Ref. #4-6 & 9-12)	1
12		Cover-Dust	2	*	92-4141	Asm-Wheel Cylinder, RH (Incl. Ref. #4-6 & 9-12)	1
13	92-4143	Shoe & Lining Set (Incl. Ref. #7 & 8)	1	*	92-4142	Kit-Seal (Incl. Ref. #10 & 12)	1
14	92-4147	Spring-Shoe, Upper LH	1	*	93-7125	Asm-Rear Brake, RH (Complete)	1
*	92-4148	Spring-Shoe, Upper RH	1	*	93-7126	Asm-Rear Brake, LH (Complete)	1
15	92-4149	Spring-Shoe, Lower	1				
16		Pushrod-Female LH	1				
*		Pushrod-Female RH	1				
17		Bolt-Adjuster	1				
18		Sleeve-Adjuster	1				

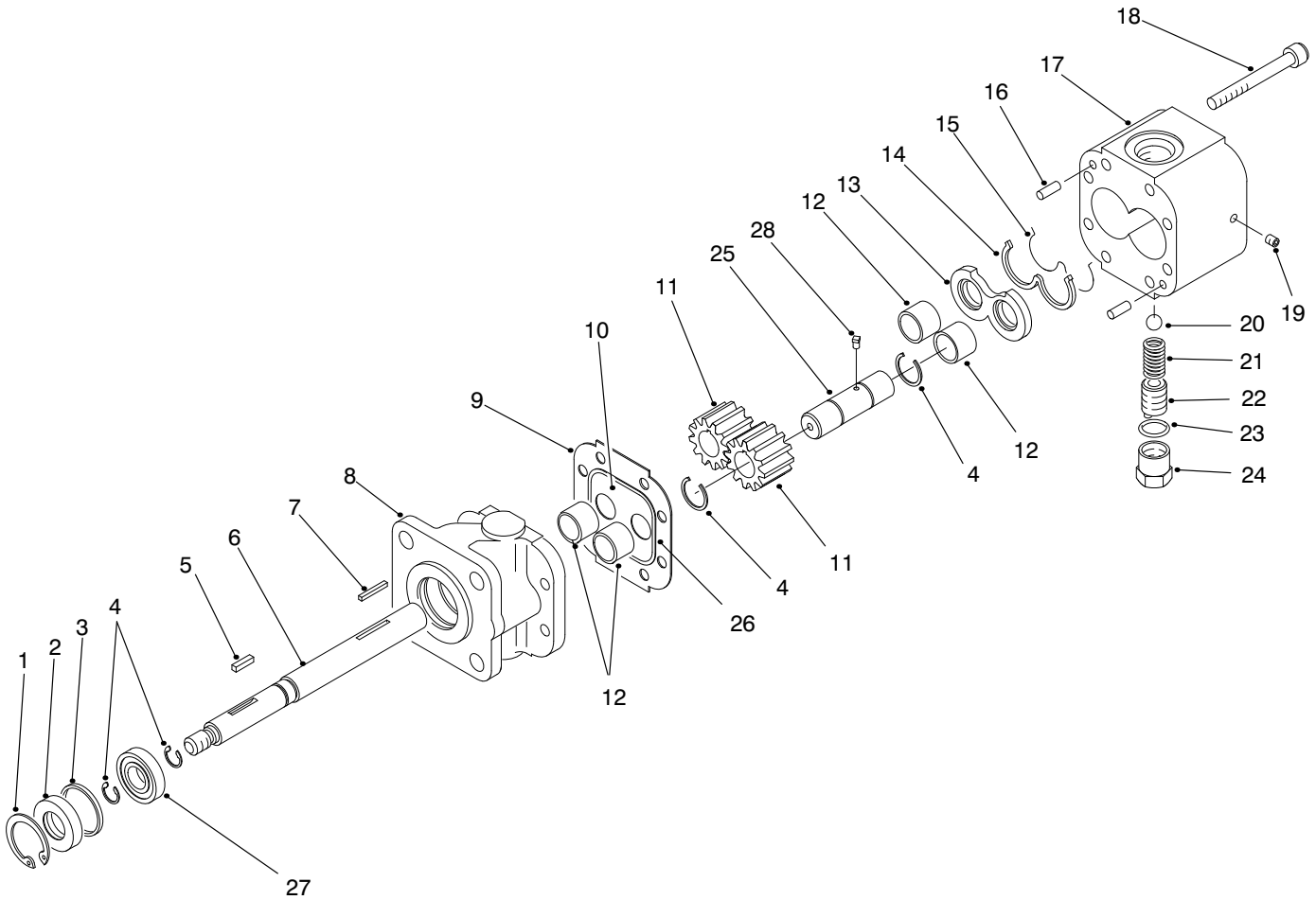
\*Not Illustrated



T-1600-2

## RADIATOR & HYDRAULIC PUMP ASM

Ref. No.	Part No.	Description	No. Used	Ref. No.	Part No.	Description	No. Used
1	87-3710	Asm-Overflow Reservoir (Incl. Ref. #43)	1	26	43-1911	Fan	1
2	3250-20	Screw-PH	4	27	3253-3	Washer-Lock	4
3	71-3381	Tube-Overflow	2	28	321-3	Screw-HH	4
4	92-2379	Clamp-Hose	2	29	87-3430	Hose-Radiator Upper	1
5	66-3240	Cap-Radiator	1	30	93-7050	Asm-Radiator (Incl. Ref. #42)	1
6	65-5100	Handle	2	31	58-4250	Magnet	2
7	93-7103-03	Screen-Radiator	1	33	19-4050	Knob	3
8	46-8091	Screw-HFH	4	34	87-9300-03	Door-Clean Out	1
9	2412-34	Clamp-Hose	2	35	87-9420	Decal-Caution	1
10	87-5050	Hose-Radiator Lower	1	35	93-9447	Decal-Caution (Europe)	1
11	3256-22	Washer-Flat	4	35	93-3766	Decal-Caution (Japan)	1
12	321-4	Screw-HH	4	36	87-9810	Foam-Overflow Tank	1
13	92-4198	Asm-Fan Shroud (Incl. Ref. #40 & 41)	1	37	32128-20	Nut-HFH	6
14	3290-357	Nut-HFH	1	38	3296-42	Nut-Lock	4
15	63-8140	Pulley	1	39	322-2	Screw-HH	6
16	93-7088-03	Support-Fan	1	40	76-8750	Plate-Warning	1
17	3231-28	Bolt-CARR	1	41	3290-271	Rivet-Pop	2
19	87-5700	Asm-Hydraulic Pump	1	42	92-4111	Petcock-Radiator	1
20	3296-29	Nut-HFH	8	43	87-7050	Cap-Reservoir	1
21	3230-23	Bolt-CARR	7	44	93-6681	Decal-Warning (Europe)	1
22	322-5	Screw-HH	4	44	92-7240	Decal-Warning (Japan)	1
23	94-5228-03	Pulley	1	45	93-8940-03	Cover-Radiator	1
24	3256-45	Washer-Flat	1	46	93-8938-03	Bracket-Cover LH	1
25	3296-5	Nut-HFH	1	47	93-8939-03	Bracket-Cover RH	1
				48	3245-31	Screw-Set	1



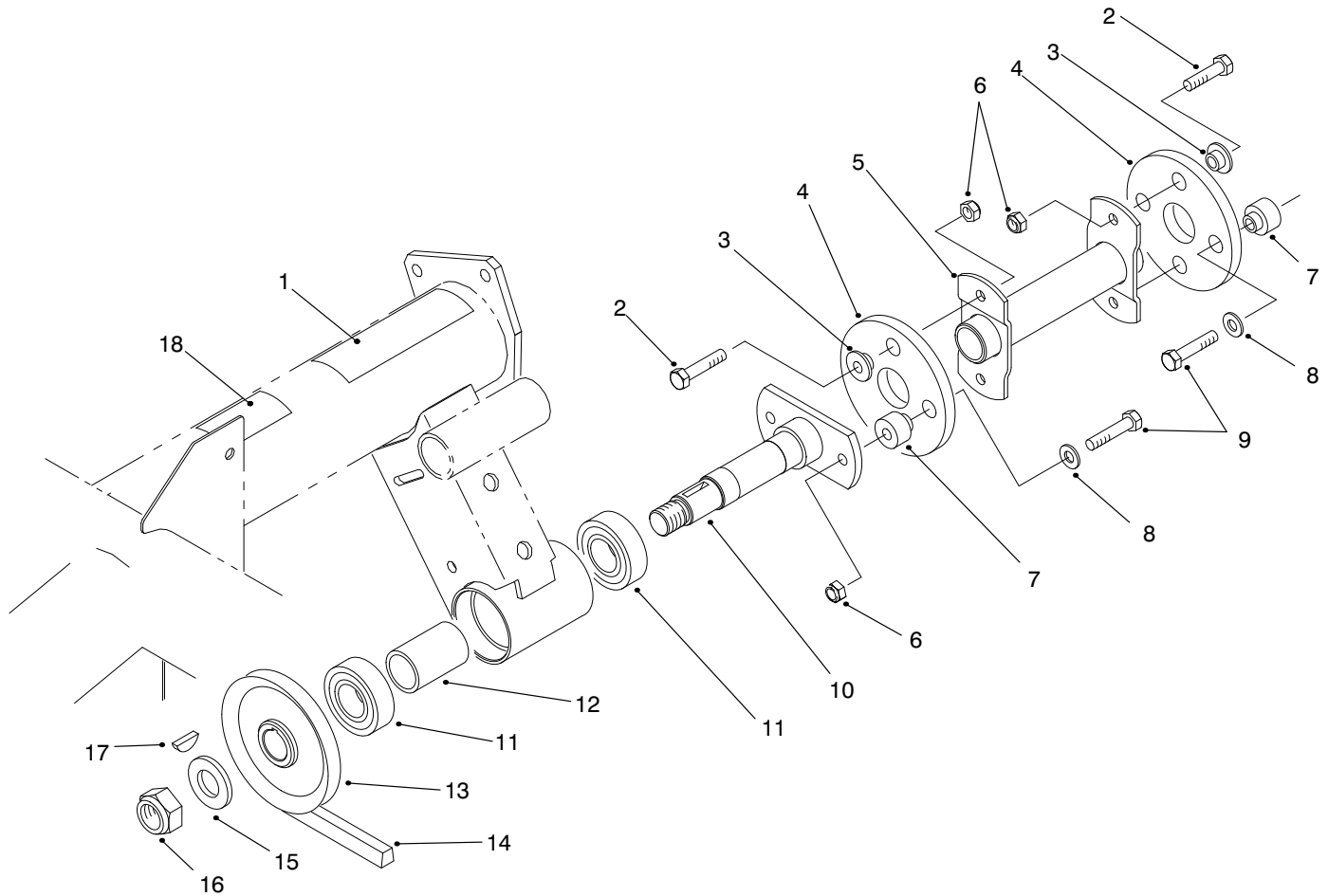
T-1601-1

## HYDRAULIC PUMP ASM NO. 87-5700

Ref. No.	Part No.	Description	No. Used
1	32151-41	Ring-Retaining	1
2	92-2195	Seal-Oil	1
3	92-2186	Spacer	1
4	92-2178	Ring-Crescent	4
5	92-2179	Key-Square	1
6	92-2189	Shaft-Drive	1
7	92-2177	Pin-Shear	1
†8		Stator	1
9	92-2182	Plate-Seal	1
10	92-2183	Plate-Wear	1
11	92-2175	Gear	2
12	92-2192	Bearing	4
13	92-2181	Plate-Pressure	1
14	92-2197	Seal-Back Up	1

Ref. No.	Part No.	Description	No. Used
15	92-2196	Seal-Pressure Plate	1
16	92-2176	Pin-Dowel	2
17	92-2187	Housing-Gear, End	1
18	92-2173	Screw-Cap Socket Head	8
19	92-2185	Plug	1
20	92-2193	Ball	1
21	92-2194	Spring	1
22	92-2174	Screw-Adjusting	1
23	92-2180	Gasket-Copper	1
24	92-2184	Cap-Relief Valve	1
25	92-2190	Shaft-Idler	1
26	92-2198	Seal	1
27	92-2191	Bearing	1
28	92-2199	Key-Ball	1

†Not Serviced Separately.

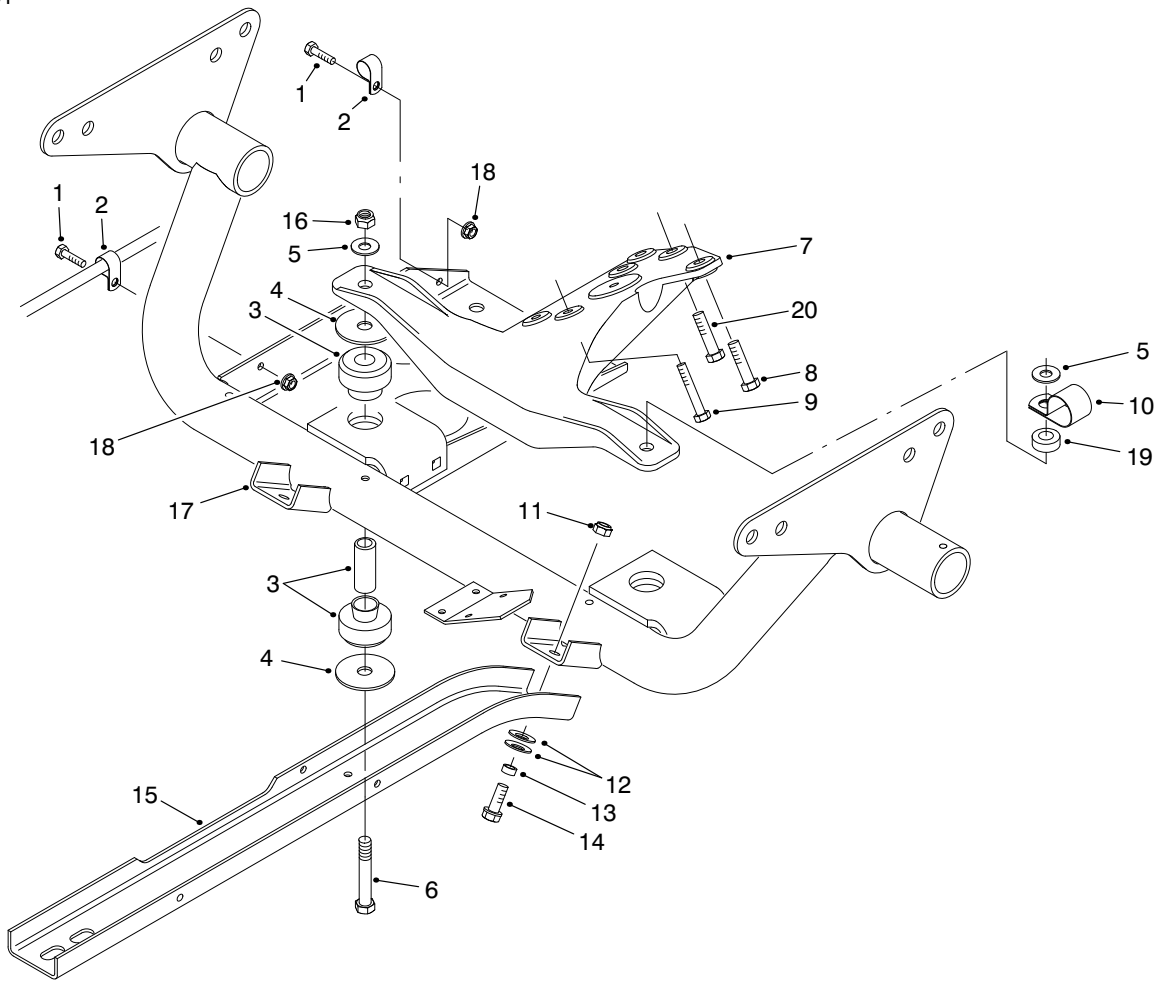


T-1660-2

## HYDRAULIC PUMP DRIVE ASM

Ref. No.	Part No.	Description	No. Used
1	80-8040	Decal-Caution	1
1	93-7814	Decal-Caution (Europe)	1
1	83-6030	Decal-Caution (Japan)	1
2	322-5	Screw-HH	4
3	27-6600	Spacer-Thin	4
4	44-2230	Disc-Rubber	2
5	87-4440-03	Driveshaft	1
6	3296-29	Nut-Lock	6
7	27-6590	Spacer-Thick	4
8	3256-3	Washer-Flat	4
9	322-7	Screw-HH	4

Ref. No.	Part No.	Description	No. Used
10	87-2720-03	Driveshaft	1
11	251-82	Bearing-Ball	2
12	87-2750	Spacer-Bearing	1
13	87-3370-03	Pulley	1
14	87-3210	Belt-V	1
15	3256-28	Washer-Flat	1
16	3296-15	Nut-Lock	1
17	3257-7	Key-Woodruff	1
18	93-7275	Decal-Fluid (Europe)	1
18	84-6660	Decal-Fluid (Japan)	1
18	83-9150	Decal-Fluid	1



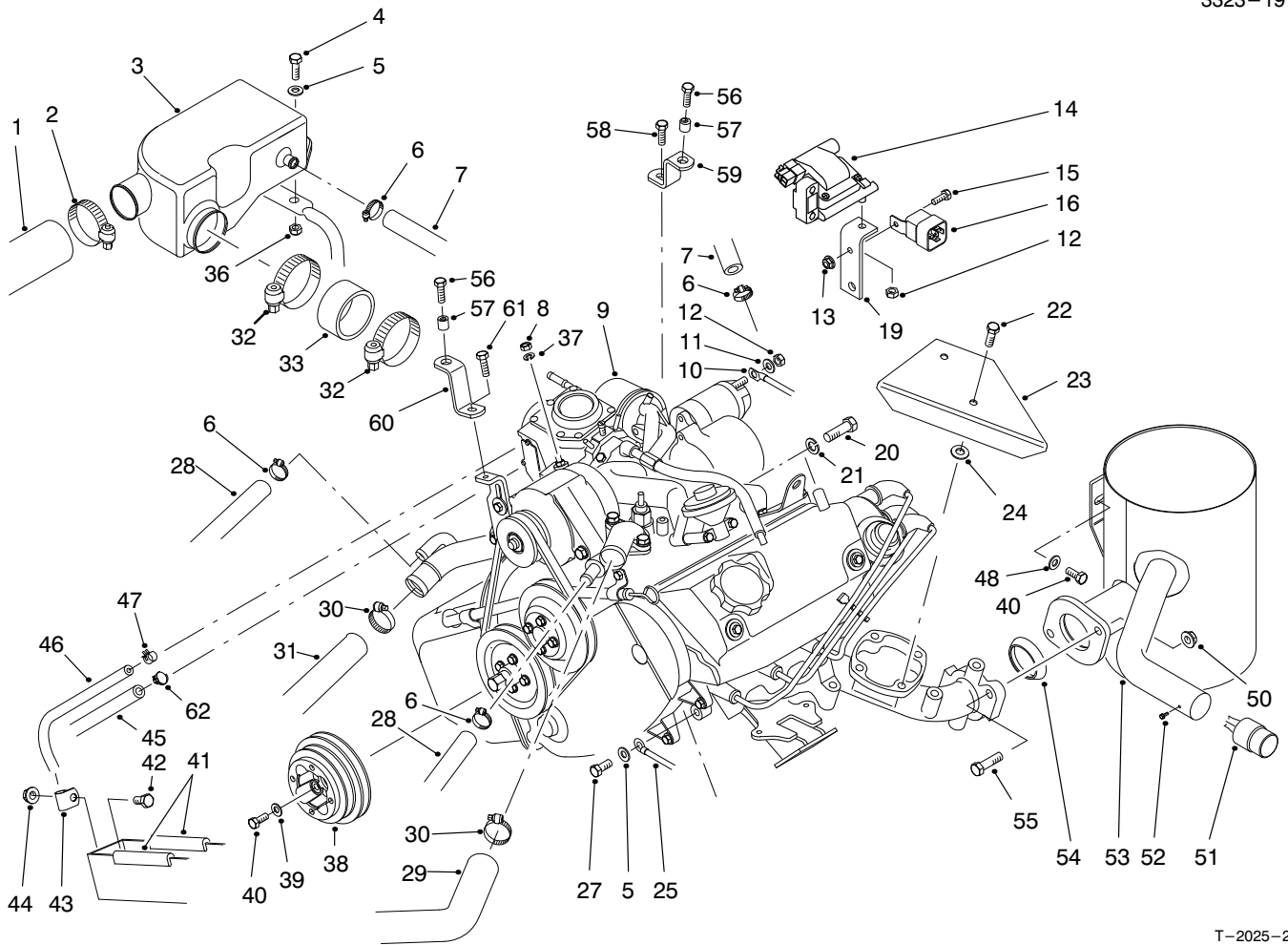
T-1603-1

## ENGINE FRAME ASM

Ref. No.	Part No.	Description	No. Used
1	321-4	Screw-HH	2
2	2412-89	Clamp-R	2
3	87-4970	Asm-Engine Mount	2
4	87-5100	Washer-Flat	4
5	3256-25	Washer-Flat	2
6	324-19	Screw-HH	2
7	87-9830-03	Mount-Engine	1
8	87-3700	Screw-HH	3
9	48-7560	Screw-HH	3
10	2412-82	Clamp-R	1

Ref. No.	Part No.	Description	No. Used
11	3296-39	Nut-Lock	6
12	3290-413	Washer-Belleville	12
13	76-9100	Spacer	6
14	3234-11	Screw-HH	6
15	87-4730-03	Guard-Belly	2
16	3296-48	Nut-Lock	2
17	93-7095-03	Frame-Engine	1
18	32128-33	Nut-HFH	2
19	59-2290	Spacer	1
20	43-0090	Screw-HH	1



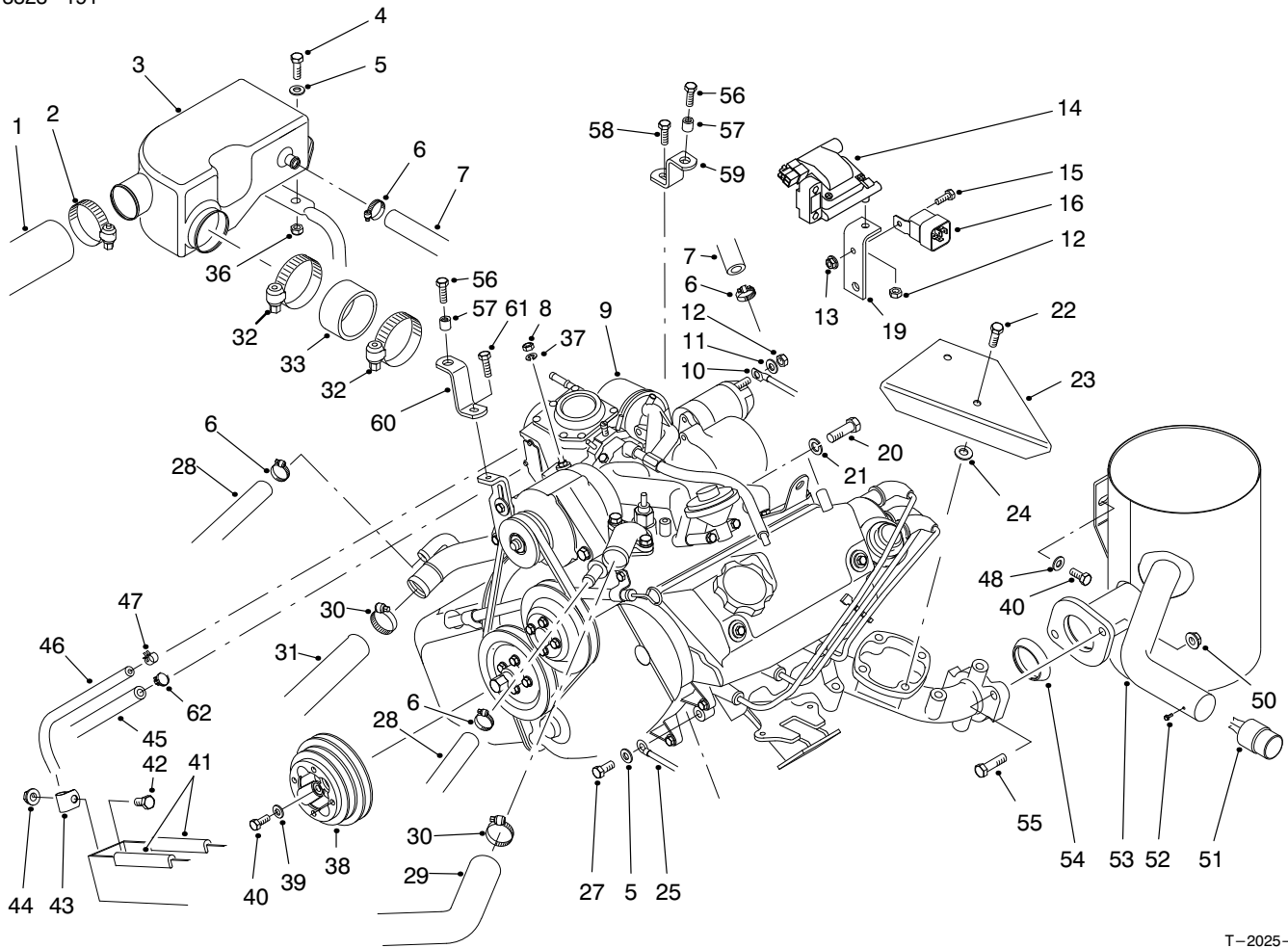


T-2025-2

## ENGINE INSTALLATION ASM

Ref. No.	Part No.	Description	No. Used
1	87-3420	Hose--Air Cleaner	1
2	2412-92	Clamp--Hose	1
3	87-1680	Chamber--Air	1
4	322-6	Screw--HH	2
5	3256-23	Washer--Flat	2
6	2412-119	Clamp--Hose	3
7	87-3740	Hose--Breather	1
8	48-7890	Nut--Hex.	1
9	94-5249	Asm--Engine (Incl. Ref. #11, 12 & 14)	1
10	87-3070	Cable--Positive	1
11	3254-2	Washer--Lock	1
12	42-9580	Nut--Hex.	3
13	32128-33	Nut--HFH	1
14	92-2027	Coil--Ignition	1
15	321-4	Screw--HH	1
16	70-1480	Relay	1
19	87-2760	Bracket--Ignition Coil	1
20	48-9480	Screw--HH	2
21	3253-6	Washer--Lock	2
22	57-6380	Screw--HH	2
23	87-3620	Shield--Heat	1
24	52-2480	Spacer	2
25	87-3080	Wire--Ground	1
27	66-3160	Screw--HH	1
28	87-3730	Hose--Coolant	2

Ref. No.	Part No.	Description	No. Used
29	87-3430	Hose--Radiator Upper	1
30	2412-34	Clamp--Hose	2
31	87-5050	Hose--Radiator Lower	1
32	2412-130	Clamp--Hose	2
33	87-3500	Hose--Air Cleaner	1
36	3296-29	Nut--Lock	2
37	3253-3	Washer--Lock	1
38	87-5070-03	Pulley--Crankshaft	1
39	65-5390	Washer--Flat	4
40	66-3160	Screw--HH	4
41	43-4300	Trim	2
42	322-2	Screw--HH	1
43	2412-10	Clamp--R	1
44	32128-20	Nut--HFH	1
45	63-6940	Hose--Fuel	1
46	75-4701	Hose--Fuel	1
47	2412-108	Clamp--Hose	1
48	87-8640	Washer--Flat	1
49	66-3160	Screw--HH	1
50	3290-357	Nut--HFH	2
51	75-6880	Spark Arrestor (Optional) (Incl. Ref. #52)	1
52	32144-42	Screw--Spark Arrestor	1
53	87-1510	Muffler & Tailpipe	1
54	92-2044	Gasket--Exhaust	1
55	323-29	Screw--HH	2

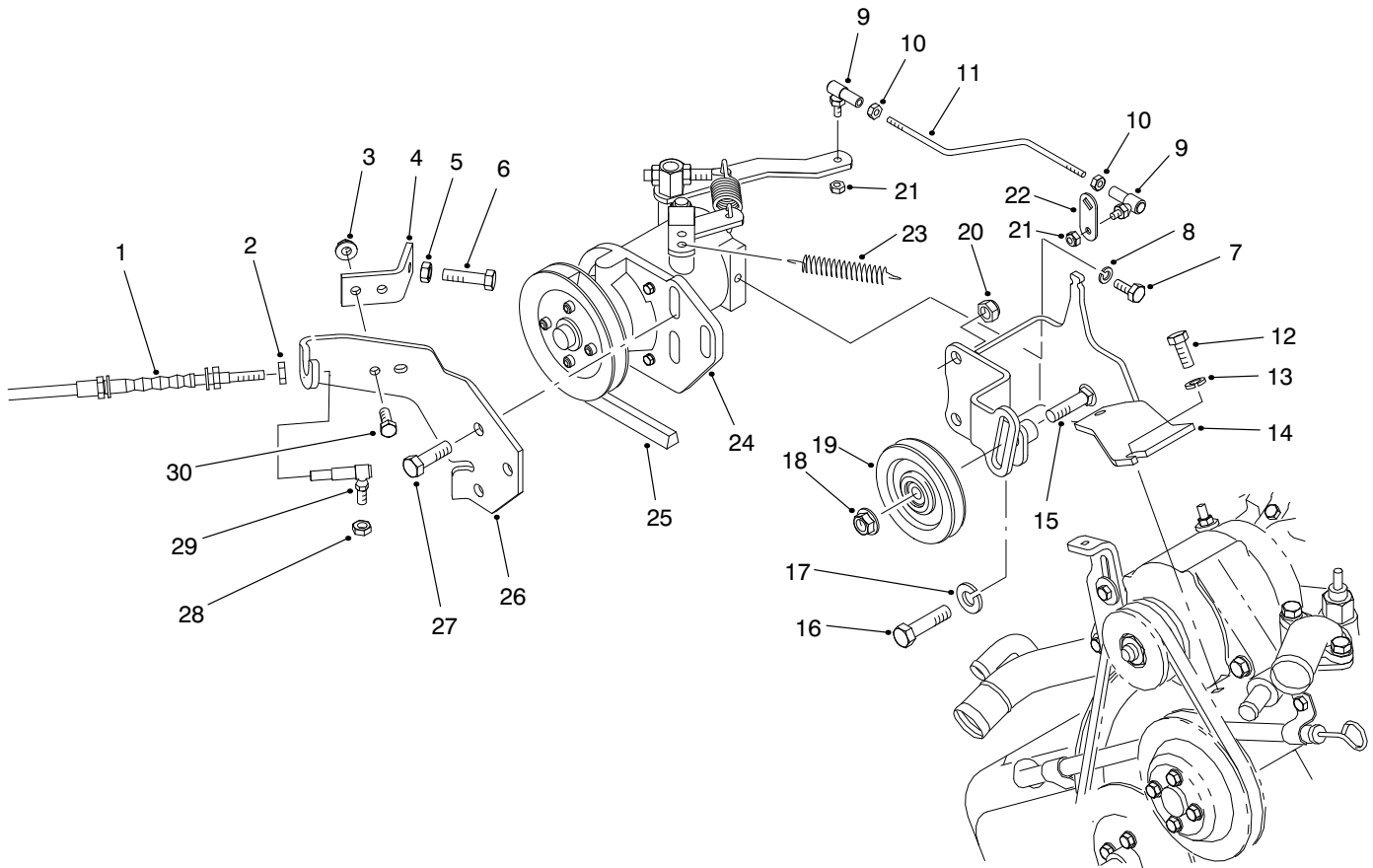


T-2025-2

## ENGINE INSTALLATION ASM (Continued)

Ref. No.	Part No.	Description	No. Used
56	3234-5	Screw-HH (Europe)	2
57	32148-8	Insert-Threaded (Europe)	2
58	48-7620	Screw-HH (Europe)	1
59	93-8953	Asm-Front Bracket, LH (Europe) (Incl. Ref. #57)	1

Ref. No.	Part No.	Description	No. Used
60	93-8954	Asm-Front Bracket, RH (Europe) (Incl. Ref. #57)	1
61	42-9230	Screw-HH (Europe)	1
62	2412-98	Clamp-Hose	1

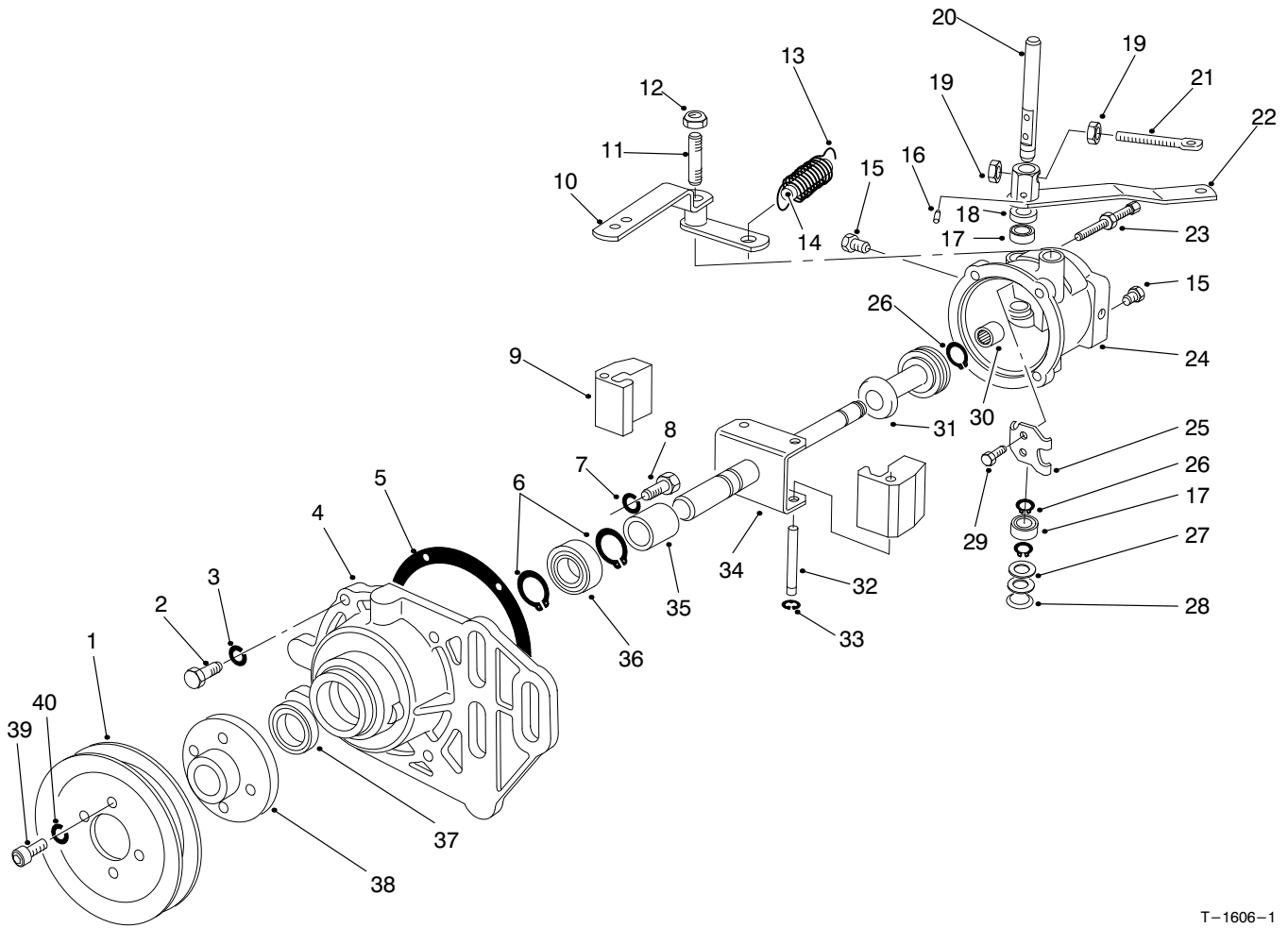


T-1605-1

## GOVERNOR ASM

Ref. No.	Part No.	Description	No. Used
1	94-3836	Asm-Accelerator Cable (Incl. Ref. #2)	1
2	3220-1	Nut-Jam	1
3	32128-33	Nut-HFH	2
4	87-4770	Bracket-High Idle Stop	1
5	3220-2	Nut-Jam	1
6	3210-9	Screw-HH	1
7	321-3	Screw-HH	1
8	3253-3	Washer-Lock	1
9	21-5640	Joint-Ball	2
10	3219-14	Nut-Jam	2
11	87-4210	Rod-Linkage	1
12	66-3160	Screw-HH	2
13	3253-4	Washer-Lock	2
14	87-4750-03	Bracket-Governor	1
15	3231-26	Bolt-CARR	1

Ref. No.	Part No.	Description	No. Used
16	87-3700	Screw-HH	1
17	3253-22	Washer-Lock	1
18	3290-357	Nut-Flange	1
19	63-8140	Pulley	1
20	3296-39	Nut-Lock	3
21	3296-27	Nut-Lock	2
22	87-2400	Lever-Throttle	1
23	87-4020	Spring-Extension	1
24	87-8720	Asm-Governor	1
25	87-3200	Belt-V	1
26	87-3900-03	Bracket-Cable	1
27	323-7	Screw-HH	3
28	3296-3	Nut-Lock	1
29	18-1720	Joint-Ball	1
30	321-4	Screw-HH	2

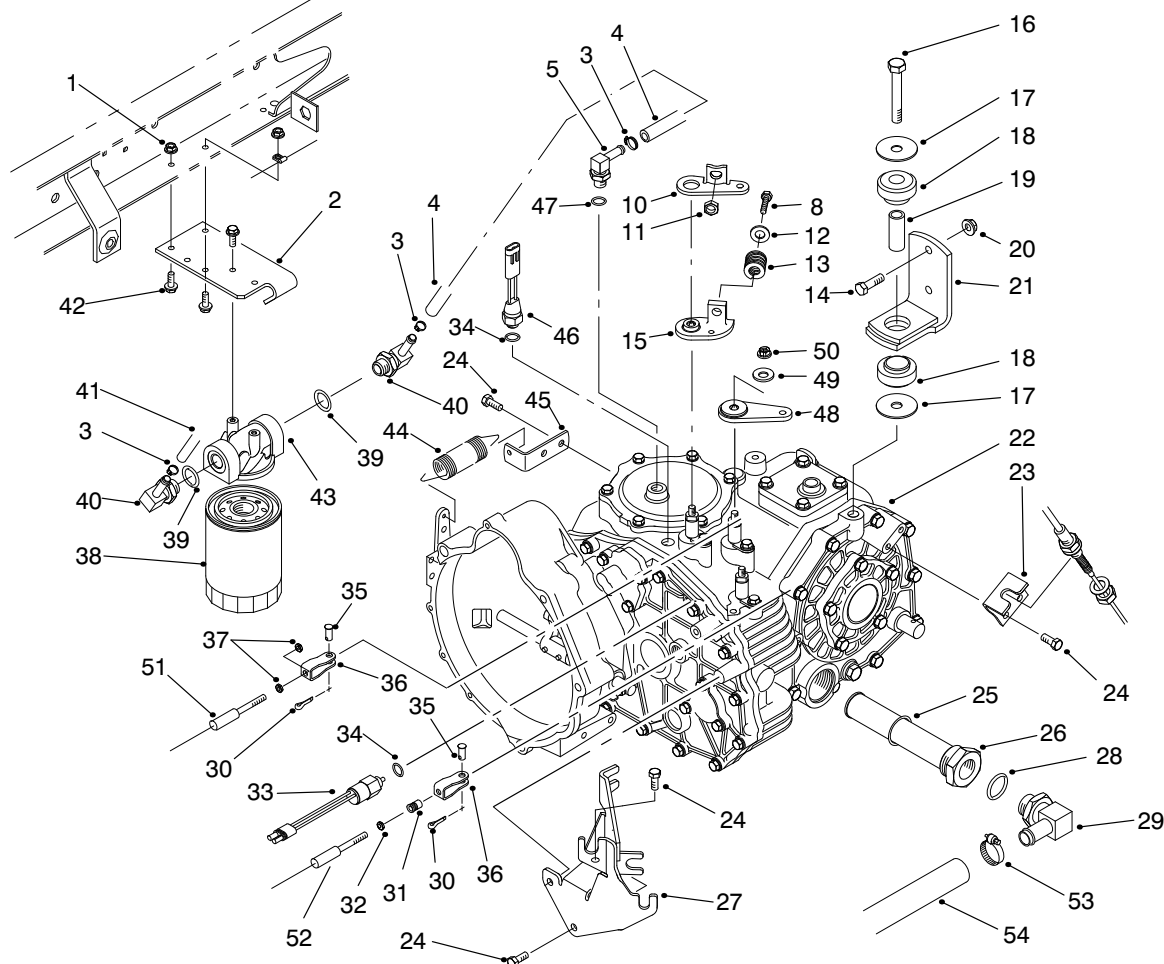


T-1606-1

## GOVERNOR

Ref. No.	Part No.	Description	No. Used
1	87-8830	Pulley	1
2	18-5620	Screw	4
3	18-5630	Washer-Lock	4
4	87-6560	Cover	1
5	18-5790	Gasket	1
6	18-5640	Ring-Retaining	2
7	18-5770	Washer-Lock	2
8	32113-14	Screw	2
9	70-2150	Flyweight	2
10	87-6590	Asm-Lever & Fitting	1
11	87-6580	Stud-Lever Pivot	1
12	3296-5	Nut-Lock	1
13	87-6490	Spring	1
14	87-6550	Pin-Forced Idle	1
15	285-17	Plug-Pipe	2
16	18-5750	Pin	1
17	18-5450	Bearing	2
18	71-4780	Seal-Oil, Rocker Shaft	1
19	3219-2	Nut	2
20	72-5890	Shaft-Rocker	1
21	87-6540	Bolt-Eye	1

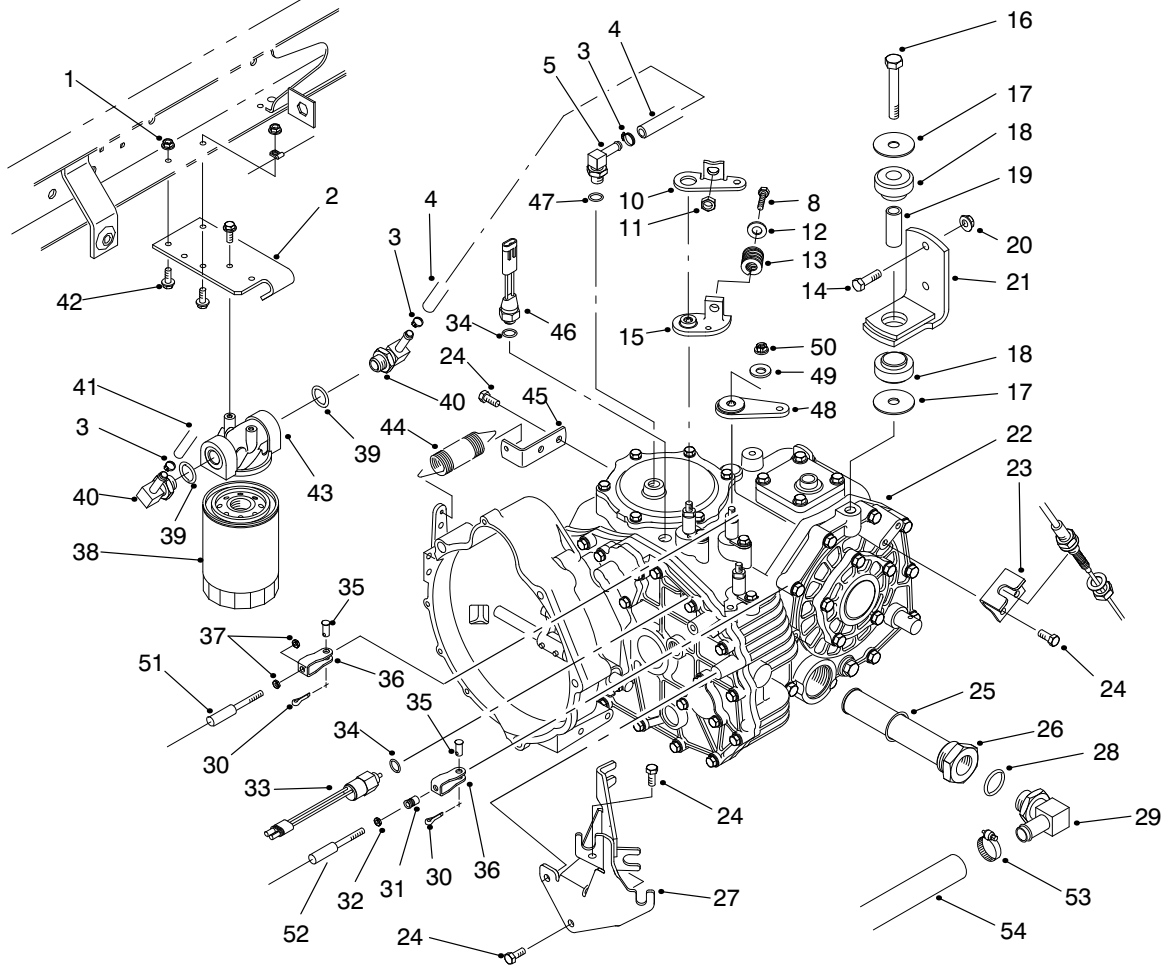
Ref. No.	Part No.	Description	No. Used
22	87-6530	Asm-Throttle Lever	1
23	72-5910	Asm-Bumper Screw	1
24	87-6520	Body	1
25	18-5520	Lever-Rocker	1
26	18-5540	Retainer-Sleeve Stop	3
27	18-5440	Spacer	2
28	18-5430	Plug-Expansion	1
29	18-5530	Screw & Lockwasher	2
30	72-5940	Bearing-Needle	1
31	70-2100	Asm-Thrust Sleeve & Bearing	1
32	18-5660	Pin-Pivot, Flyweight	2
33	18-5670	Retainer-Pivot Pin	2
34	87-6510	Asm-Shaft & Yoke	1
35	70-2120	Spacer	1
36	70-2140	Bearing-Front	1
37	18-5580	Seal-Oil, Front	1
38	87-8820	Hub-Pulley	1
39	3274-52	Screw-HH	4
40	3253-18	Washer-Lock	4



T-1607-1

## TRANSAXLE INSTALLATION ASM

Ref. No.	Part No.	Description	No. Used	Ref. No.	Part No.	Description	No. Used
1	32128-33	Nut-HFH	1	27	87-4820-03	Bracket-Cable	1
2	87-7040-03	Bracket-Oil Filter	1	28	237-81	O-Ring	1
3	2412-36	Clamp-Hose	3	29	353-987	Fitting-Hydraulic 90° (Incl. Ref. #28)	1
4	87-5730	Hose-Hydraulic	1	30	3272-6	Pin-Cotter	3
5	354-135	Fitting-Hydraulic 90° (Incl. Ref. #47)	1	31	32148-15	Nut-Clinch	1
8	323-10	Screw-HH	1	32	3219-14	Nut-Jam	1
10	87-8250	Plate-Shift Arm	1	33	87-6710	Switch-Supervisor	1
11	32128-21	Nut-Lock	1	34	237-30	O-Ring	2
12	3256-4	Washer-Flat	1	35	283-62	Pin-Clevis	3
13	87-6910	Spring-Compression	1	36	87-2310	Clevis-Cable	2
14	323-7	Screw-HH	4	37	3220-1	Nut-Jam	4
15	87-7970	Arm-Shift	1	38	54-0110	Element-Oil Filter	1
16	3215-1	Screw-HH	2	39	237-79	O-Ring	2
17	87-5100	Washer	4	40	354-134	Fitting-Hydraulic 90° (Incl. Ref. #39)	2
18	87-4970	Asm-Transaxle Mount (Incl. Ref. #19)	2	41	87-4920	Hose-Hydraulic (Model 07200 & 07202)	1
19		Spacer-Mount	2	41	94-5255	Hose-Hydraulic (Model 07200TC)	1
20	3296-39	Nut-HFH	4	42	3234-4	Screw-HFH	4
21	87-5800-03	Bracket-Mount	2	43	87-8780	Head-Oil Filter	1
22	100-4463	Asm-Transaxle	1	44	68-9950	Spring-Extension	1
23	87-4470	Bracket	1	45	87-7170	Bracket-Clutch Spring	1
24	66-3160	Screw-HH	7	46	72-4310	Switch-Ball N.C.	1
25	237-123	O-Ring	1	47	237-42	O-Ring	1
26	87-3990	Asm-Oil Strainer (Incl. Ref. #25)	1				

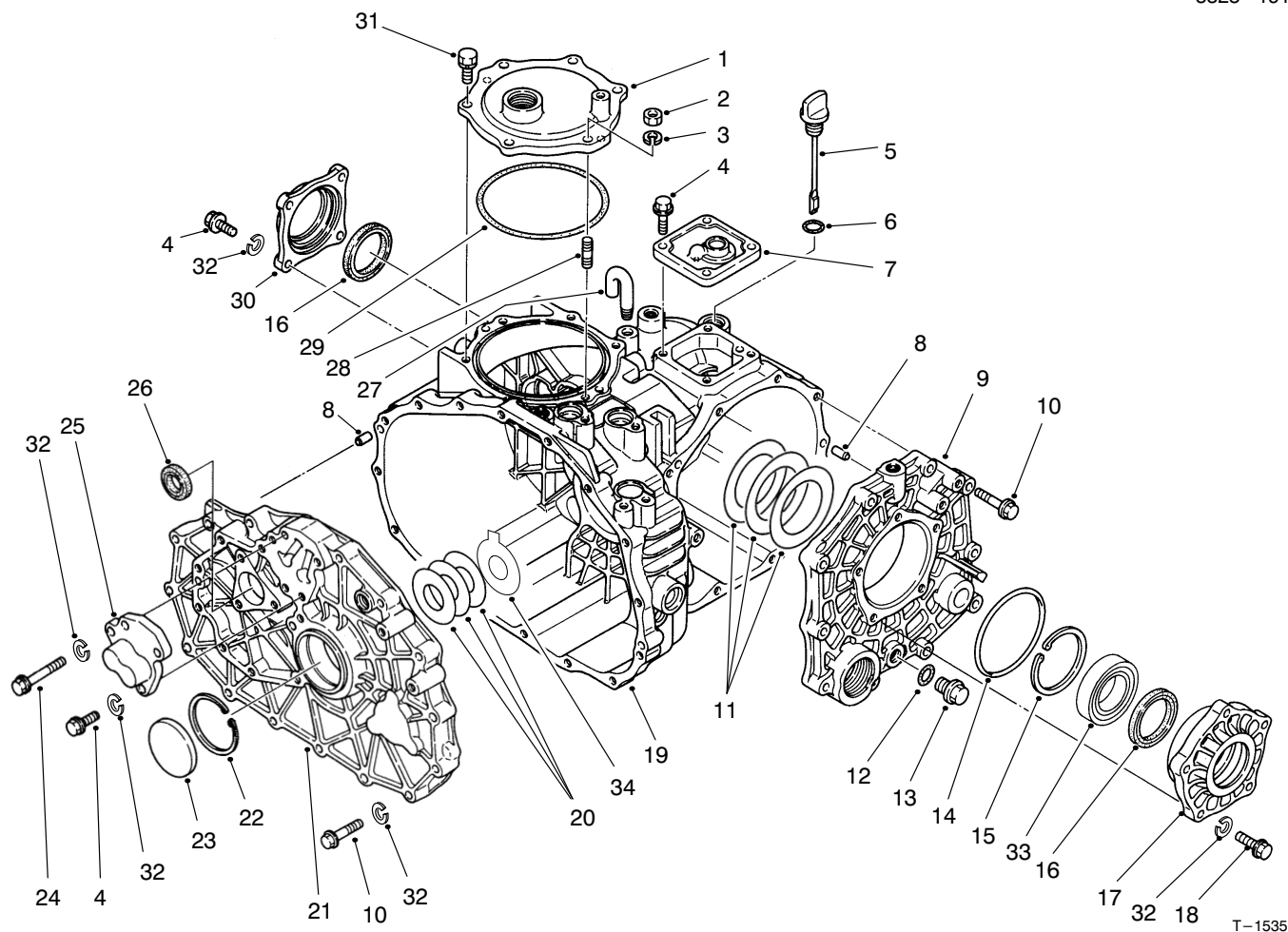


T-1607-1

## TRANSAXLE INSTALLATION ASM (Continued)

Ref. No.	Part No.	Description	No. Used	Ref. No.	Part No.	Description	No. Used
48	87-7960	Lever-Shift Arm	2	53	2412-34	Clamp-Hose	1
49	80-6990	Washer-Flat	3	54	87-3670	Hose-Hydraulic	1
50	48-9520	Nut-Lock	3	*	87-7160	Asm-Cable Clevis (Incl. Ref. #31)	1
51	93-7105	Asm-Shift Cable (Incl. Ref. #37)	2				
52	93-7106	Asm-Hi-Lo Cable (Incl. Ref. #32)	1				

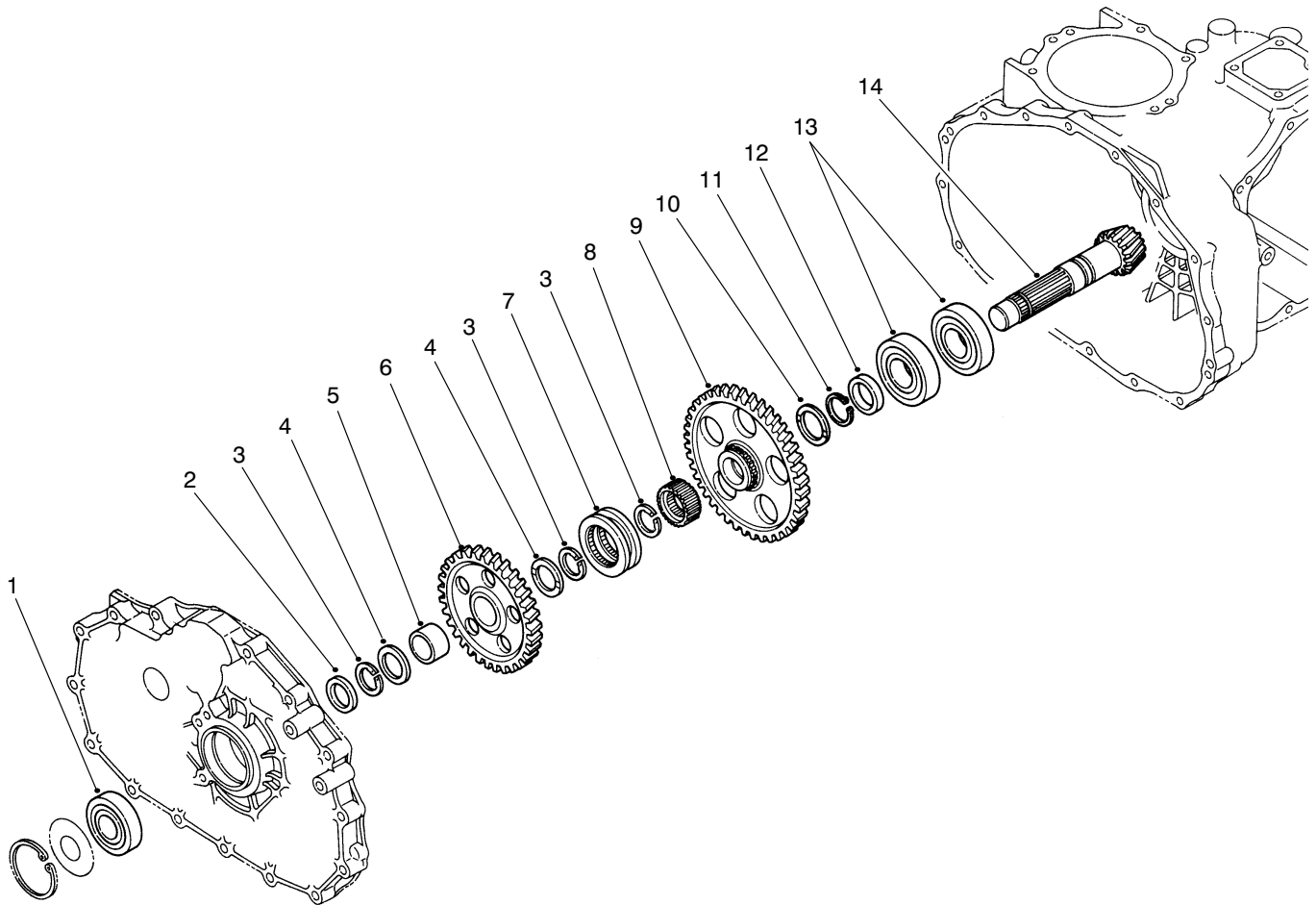
\*Not Illustrated



T-1535

## TRANSAXLE CASE ASM

Ref. No.	Part No.	Description	No. Used	Ref. No.	Part No.	Description	No. Used
1	92-0656	Cover—Power Take Off	1	18	48-7730	Screw—HH	5
2	48-7930	Nut—Hex.	1	19	92-0651	Case—Transaxle	1
3	92-0762	Washer—Lock	1	20	100-4460	Shim Set	1
4	60-6750	Screw—HH	11	21	100-4461	Plate—Center	1
5	92-0662	Cap—Oil	1	22	92-0759	Ring—Retaining	1
6	92-0788	O—Ring	1	23	92-0807	Cap—Sealing	1
7	92-0652	Cover—Upper	1	24	48-7560	Screw—HH	1
8	92-0765	Pin—Alignment	4	25	92-0706	Cap—Fork Shaft	1
9	92-0653	Cover—Side	1	26	92-0791	Seal—Oil	1
10	42-9530	Screw—HH	25	27	92-0743	Breather—Air	1
11	92-0809	Shim Set	1	28	92-0804	Stud	1
12		O—Ring	1	29	92-0790	O—Ring	1
13	92-0773	Asm—Drain Plug (Incl. Ref. #12)	1	30	92-0655	Cover—Seal	1
14	92-0789	O—Ring	1	31	92-0796	Screw—HH	5
15	92-0760	Ring—Retaining	1	32	42-9850	Washer—Lock	42
16	92-0793	Seal—Oil	2	33	92-0775	Bearing—Ball	2
17	92-0654	Carrier—Differential	1	34	100-4465	Shim—w/Tab	1



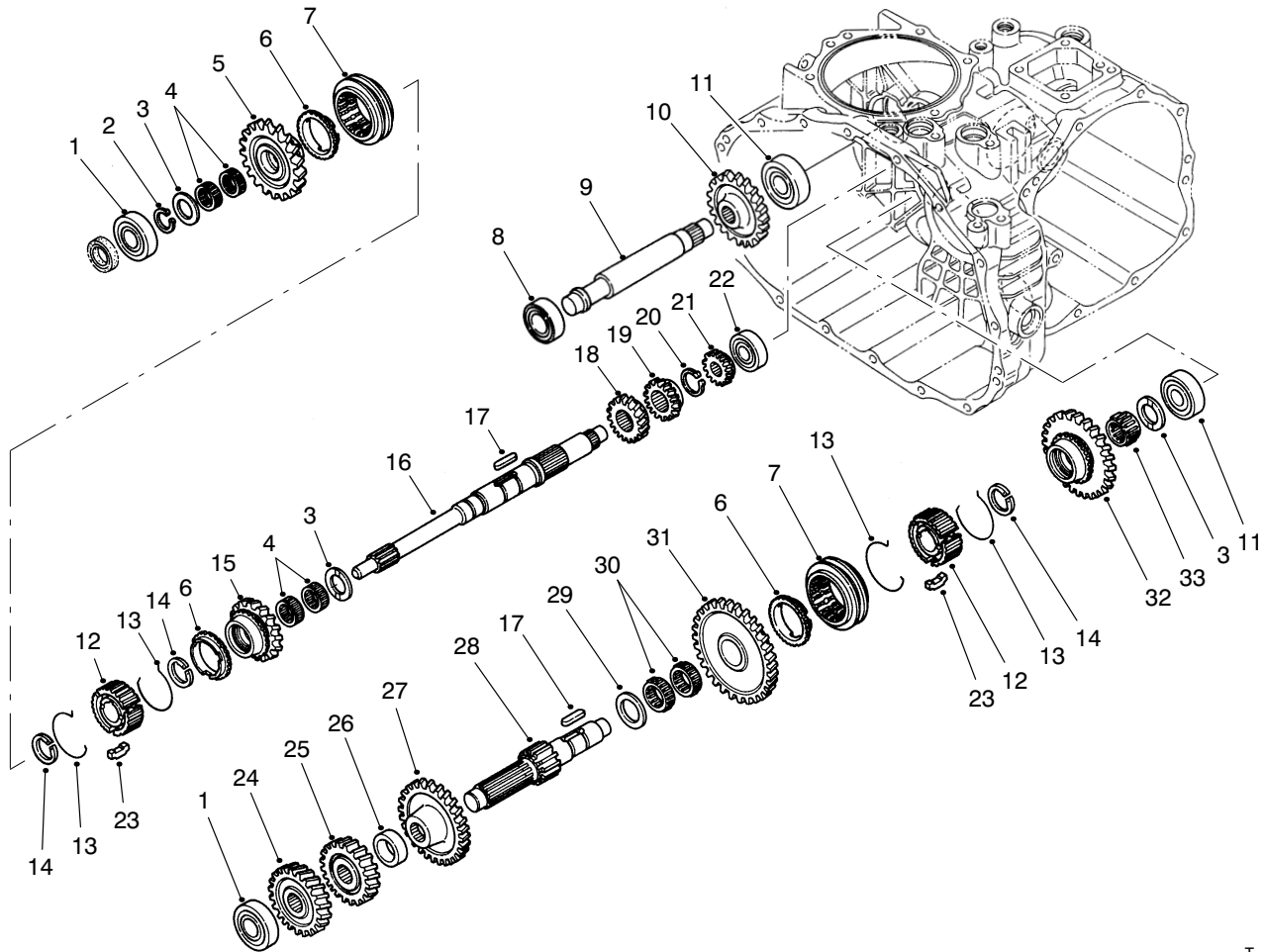
T-1536-1

## COUNTERSHAFT ASM

Ref. No.	Part No.	Description	No. Used
1	92-0712	Bearing-Ball	1
2	92-0716	Collar	1
3	92-0764	Ring-Retaining	3
4	92-0711	Washer-Thrust	2
5	92-0783	Sleeve-Inner	1
6	92-0715	Gear-49T	1
7	92-0718	Shifter-Hi-Lo	1
8	92-0719	Collar-Spline	1

Ref. No.	Part No.	Description	No. Used
9	92-0717	Gear-71T	1
10	92-0741	Washer-Thrust	1
11	92-0755	Ring-Retaining	1
12	92-0713	Collar	1
13	92-0714	Bearing-Ball	2
14	92-0710	Asm-Counter Shaft (Incl. Ring Gear)	1

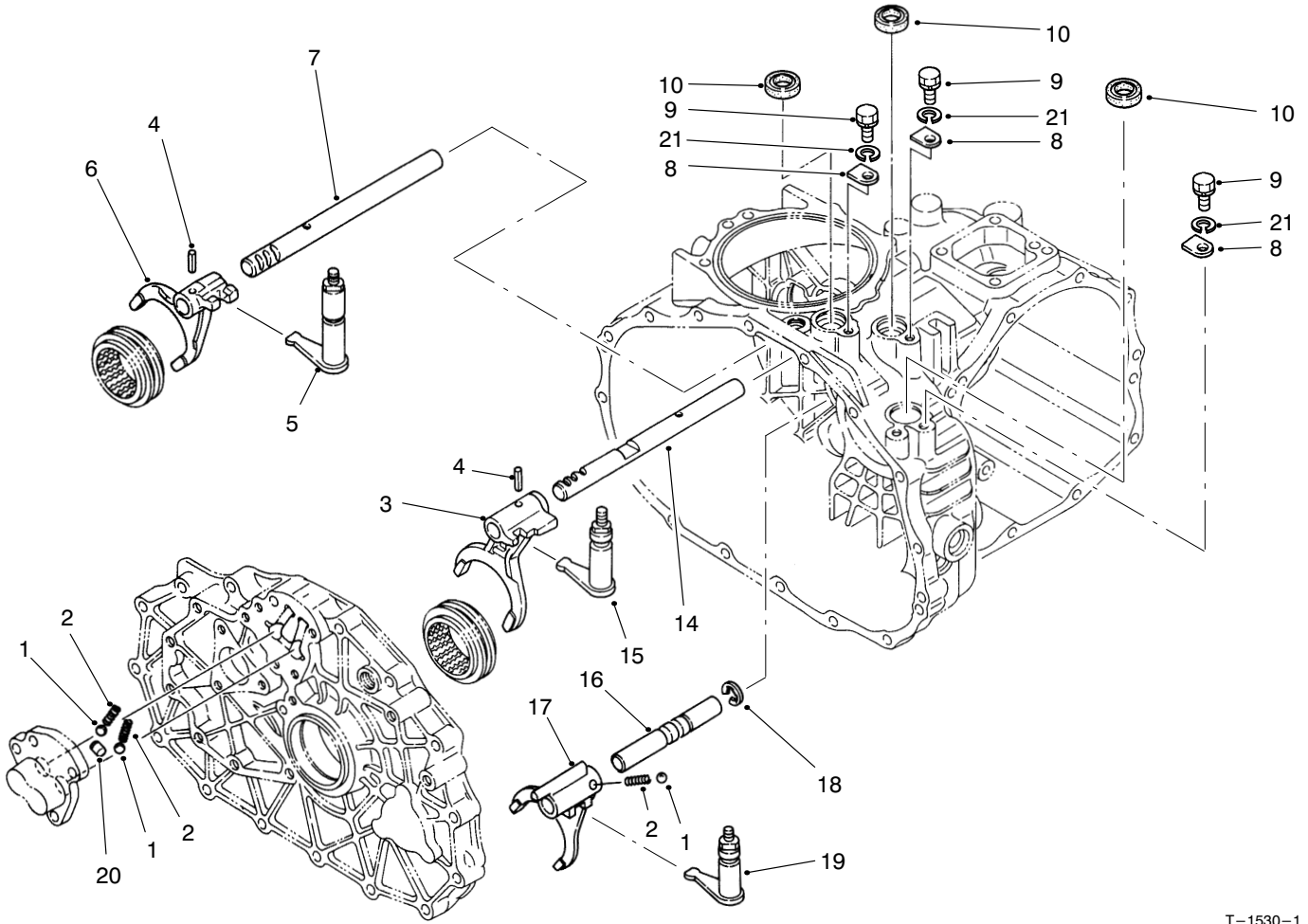




T-1533-1

## TRANSAXLE GEAR SHAFTS ASM

Ref. No.	Part No.	Description	No. Used	Ref. No.	Part No.	Description	No. Used
1	251-8	Bearing-Ball	2	18	92-0687	Gear-16T	1
2	92-0753	Ring-Retaining	1	19	92-0672	Gear-18T	1
3	92-0740	Washer-Thrust	3	20	92-0754	Ring-Retaining	1
4	92-0781	Bearing-Needle	4	21	92-0673	Gear-14T	1
5	92-0820	Gear-27T	1	22	92-0650	Bearing-Ball	1
6	92-0667	Ring-Synchro	3	23	92-0665	Key-Synchro	6
7	92-0668	Shifter-Synchro	2	24	92-0822	Gear-28T	1
8	251-346	Bearing-Ball	1	25	92-0679	Gear-23T	1
9	92-0824	Shaft-Reverse Idler	1	26	92-0680	Collar	1
10	92-0684	Gear-33T	1	27	92-0823	Gear-43T	1
11	92-0778	Bearing-Ball	2	28	92-0674	Shaft-Reduction	1
12	92-0664	Hub-Synchro	2	29	92-0682	Washer-Thrust	1
13	92-0666	Spring-Synchro	4	30	92-0681	Bearing-Needle	2
14	92-0763	Ring-Retaining	3	31	92-0677	Gear-49T	1
15	92-0821	Gear-24T	1	32	92-0819	Gear-40T	1
16	92-0663	Shaft-Main	1	33	92-0782	Bearing-Needle	1
17	92-0772	Key	2				

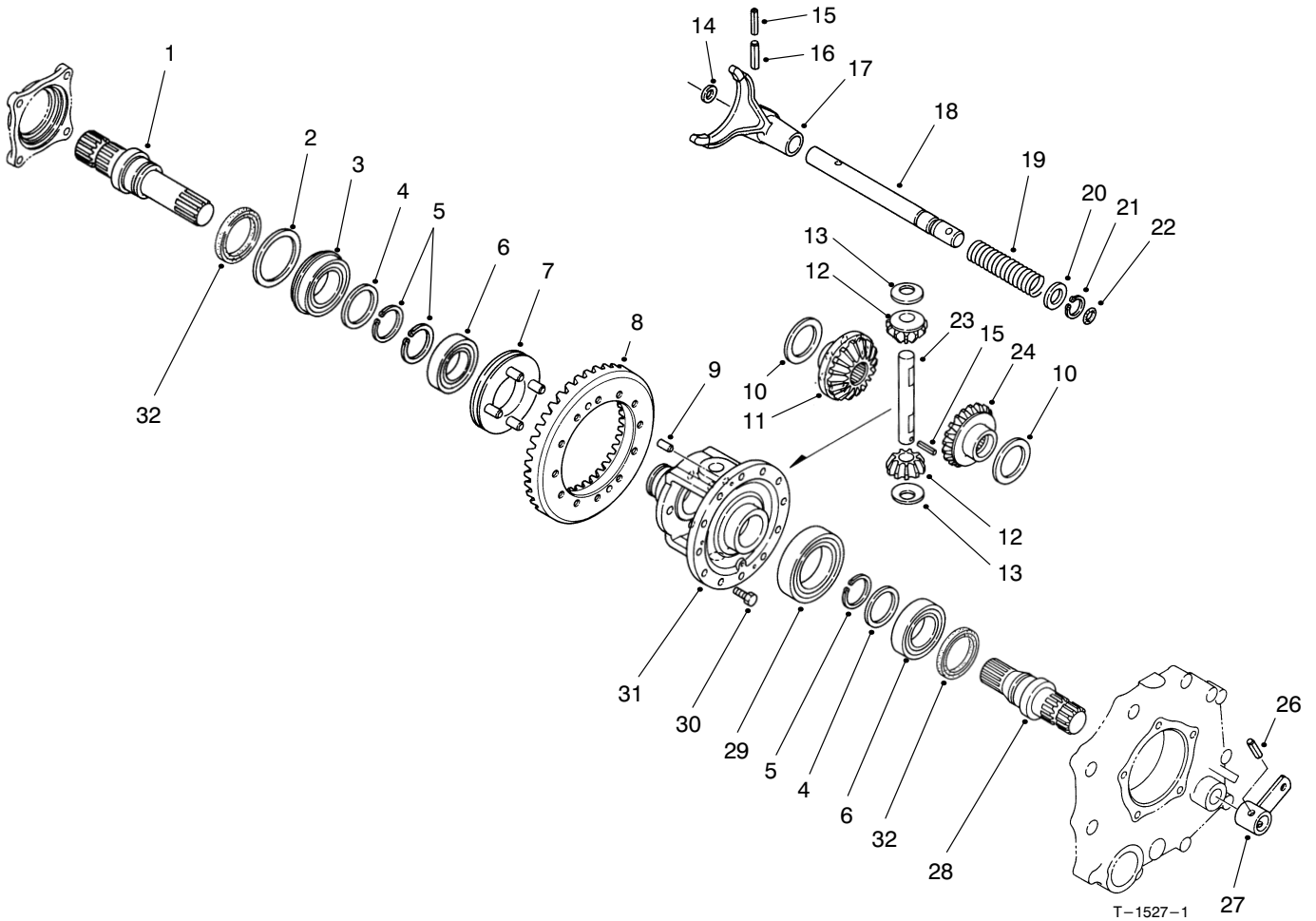


T-1530-1

## SHIFT FORK ASM

Ref. No.	Part No.	Description	No. Used
1	92-0785	Ball	3
2	92-0731	Spring-Compression	3
3	92-0700	Fork-Shift R-1	1
4	92-0769	Pin-Spring	2
5	92-0817	Arm-Shift Fork 2-3	1
6	92-0701	Fork-Shift 2-3	1
7	92-0699	Shaft-Fork 2-3	1
8	92-0732	Plate-Keeper	3
9	48-7700	Screw-HH	3

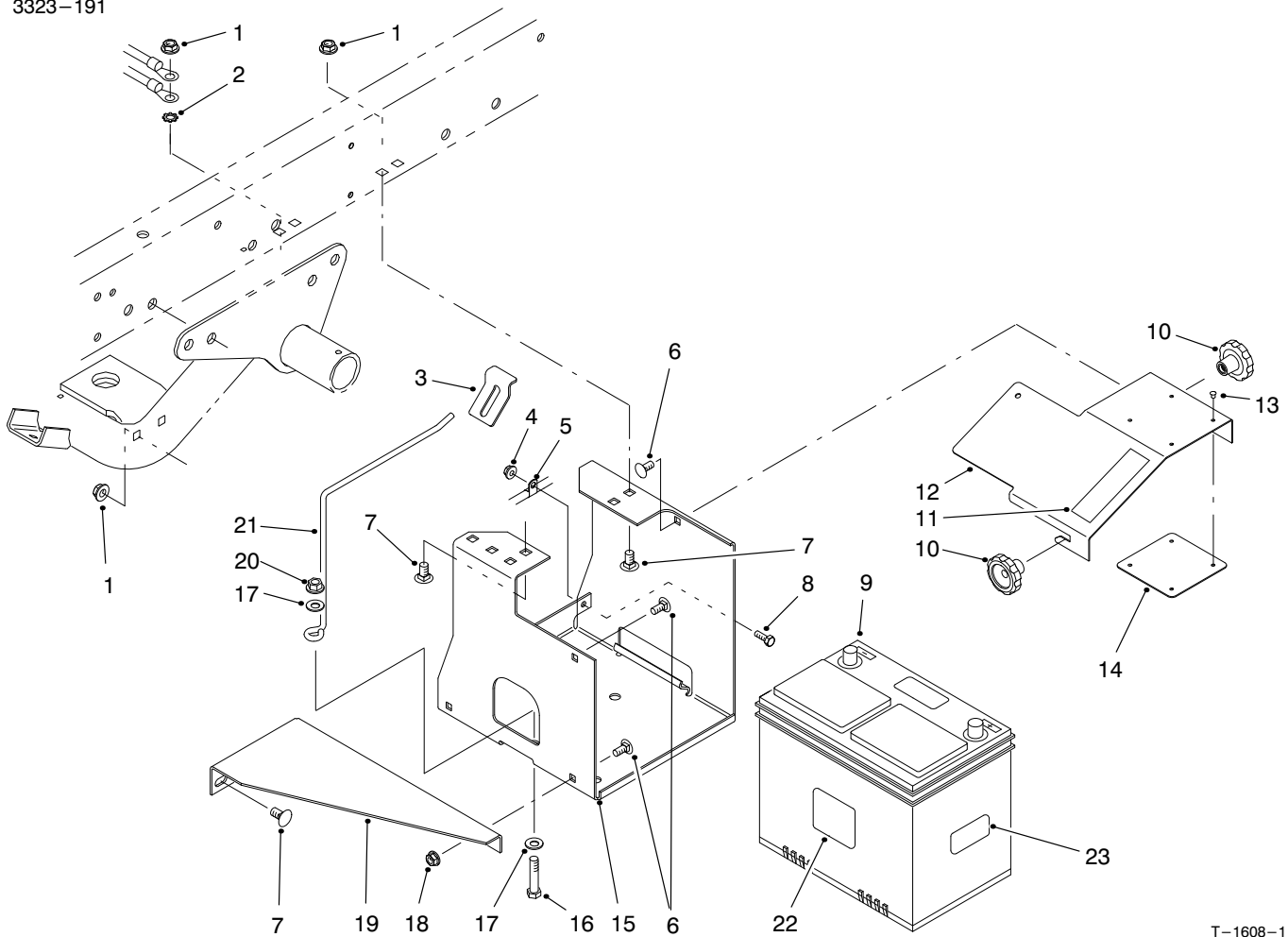
Ref. No.	Part No.	Description	No. Used
10	92-0729	Seal-Oil	3
14	92-0698	Shaft-Fork R-1	1
15	92-0816	Arm-Shift Fork R-1	1
16	92-0708	Shaft-Fork Hi-Lo	1
17	92-0709	Fork-Shift Hi-Lo	1
18	92-0761	Ring-Retaining	1
19	92-0818	Arm-Shift Fork Hi-Lo	1
20	92-0705	Lock-Spindle	1
21	42-9850	Washer-Lock	3



## DIFFERENTIAL GEAR ASM

Ref. No.	Part No.	Description	No. Used
1	92-0726	Shaft-Axle R.H.	1
2	92-0728	Washer	1
3	92-0780	Bearing-Ball	1
4	92-0727	Washer	2
5	92-0756	Ring-Retaining	3
6	92-0775	Bearing-Ball	2
7	92-0730	Slider-Differential Lock	1
8	92-0710	Asm-Ring Gear (Incl. Counter Shaft)	1
9	92-0765	Pin-Alignment	2
10	92-0747	Washer-Thrust	2
11	92-0746	Gear-Side R.H.	1
12	92-0748	Gear-Pinion	2
13	92-0750	Washer	2
14	92-0744	Washer	1
15	92-0768	Pin-Spring	2

Ref. No.	Part No.	Description	No. Used
16	92-0771	Pin-Spring	1
17	92-0721	Fork-Differential Lock	1
18	92-0722	Shaft-Lock Fork	1
19	92-0723	Spring-Compression	1
20	92-0733	Washer	1
21	92-0753	Ring-Retaining	1
22	92-0787	O-Ring	1
23	92-0749	Shaft-Pinion	1
24	92-0745	Gear-Side L.H.	1
26	92-0770	Pin-Spring	1
27	92-0724	Arm-Differential Lock	1
28	92-0725	Shaft-Axle L.H.	1
29	92-0776	Bearing-Ball	1
30	92-0803	Screw-HHF	12
31	92-0720	Case-Differential	1
32	92-0793	Seal-Oil	2

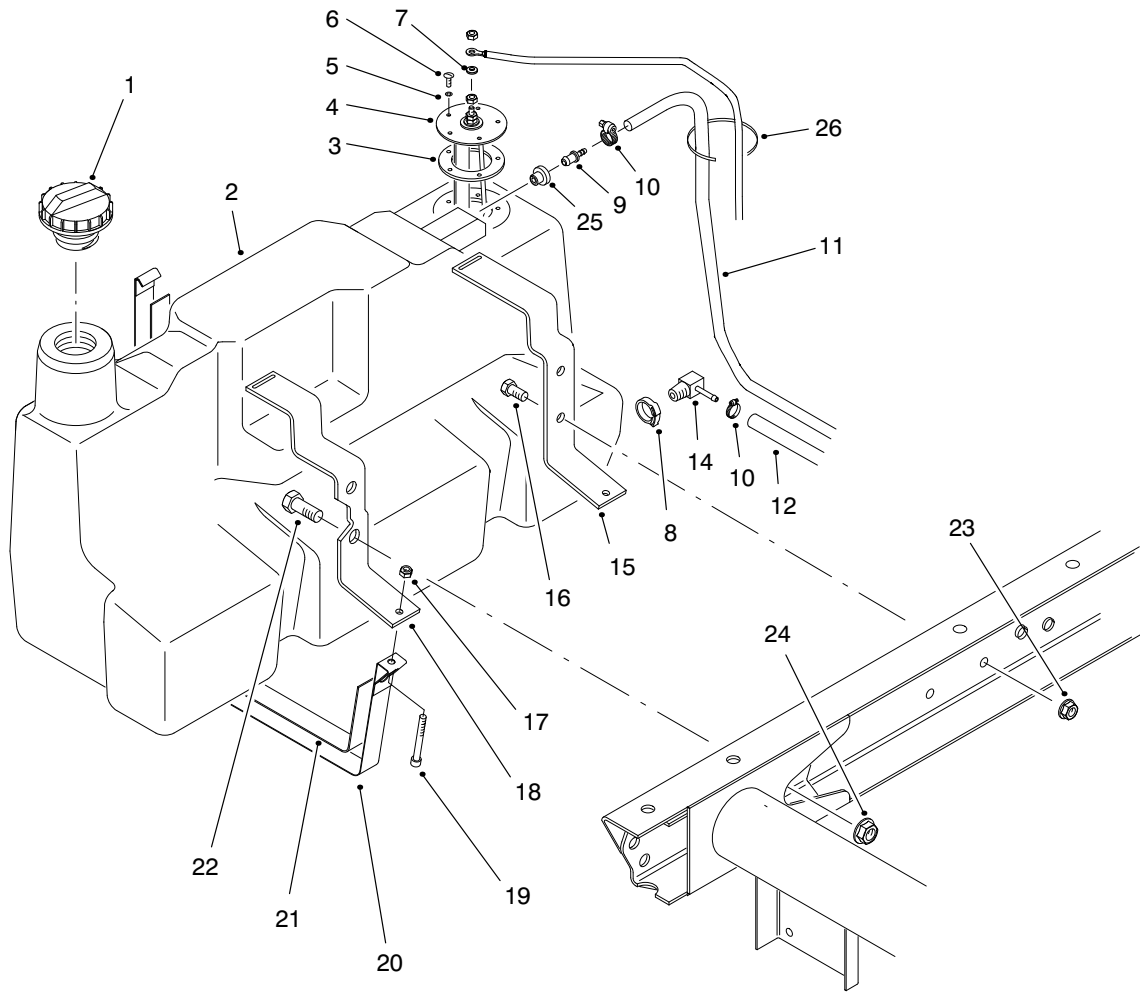


T-1608-1

## BATTERY MOUNT ASM

Ref. No.	Part No.	Description	No. Used
1	3290-357	Nut-HFH	6
2	3255-9	Washer-Lock ETLW	1
3	87-7610	Tab-Battery Support	1
4	32128-33	Nut-HFH	1
5	2412-89	Clamp-R	1
6	3230-23	Bolt-CARR	4
7	3231-21	Bolt-CARR	6
8	321-4	Screw-HH	1
9	55-7290	Battery	1
10	19-4050	Knob	2
11	36-3400	Decal-No Step	1
11	93-6687	Decal-No Step (Europe)	1
11	84-2780	Decal-No Step (Japan)	1

Ref. No.	Part No.	Description	No. Used
12	87-5130-03	Cover-Battery Base	1
13	3296-27	Rivet-Plastic	4
14	87-7620	Shield-Plastic	1
15	87-5120-03	Bracket-Battery Base	1
16	323-9	Screw-HH	1
17	3256-24	Washer-Flat	2
18	32128-20	Nut-HFH	2
19	87-5110-03	Support-Lower	1
20	3296-39	Nut-HFH	1
21	87-7600	Rod-Battery Support	1
22	93-6668	Decal-Charging (Europe)	1
23	93-7276	Decal-Danger (Europe)	1

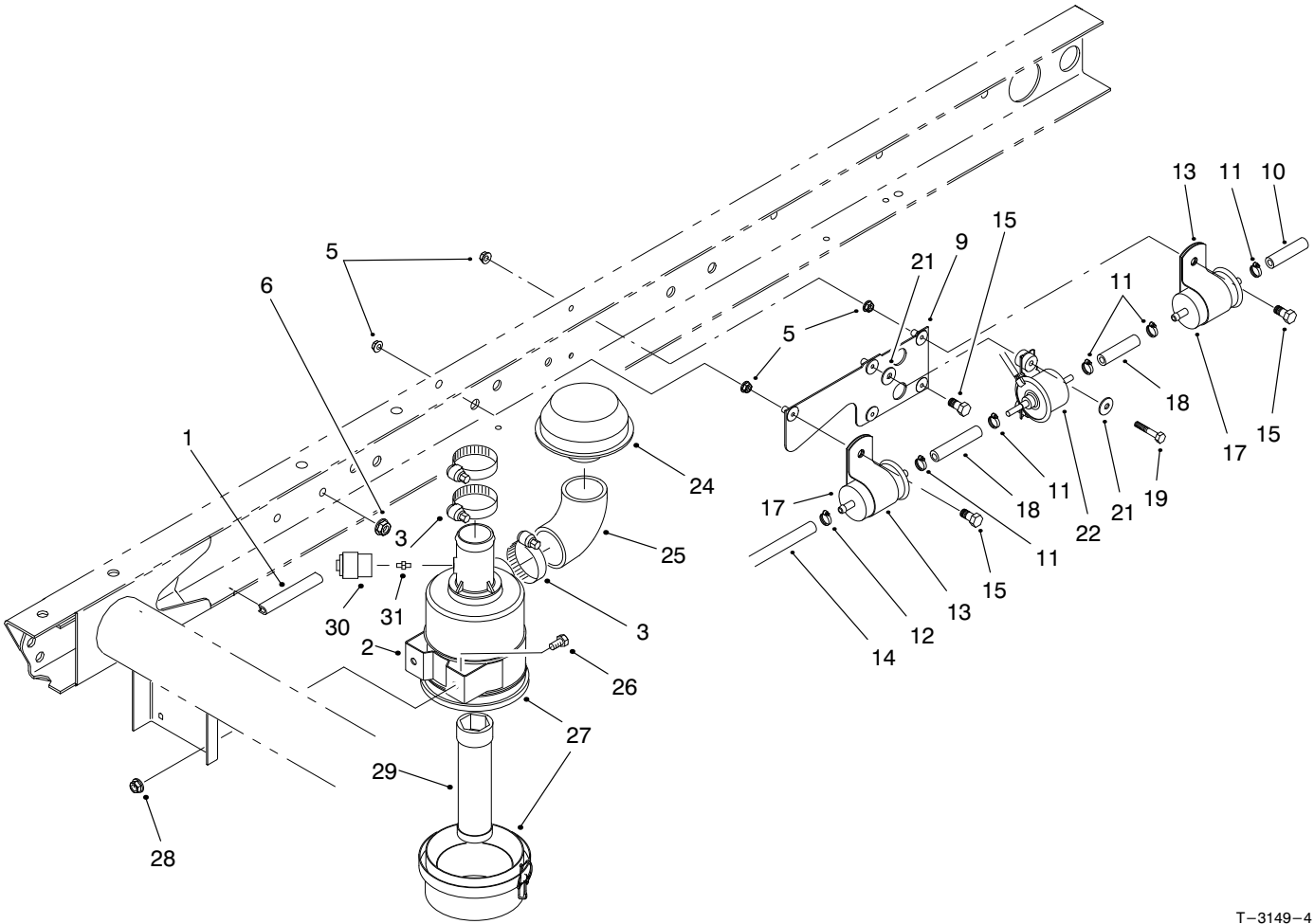


T-1609-3

## FUEL TANK ASM

Ref. No.	Part No.	Description	No. Used	Ref. No.	Part No.	Description	No. Used
1	93-3101	Cap-Fuel (US)	1	14	353-781	Fitting-Fuel 90°	1
*	93-7170	Cap-Fuel (CE)	1	15	87-3140-03	Support-Rear	1
2	98-2915	Asm-Fuel Tank (Incl. Ref. #8, 9, 14 & 25)	1	16	323-4	Screw-HH	2
3	62-7650	Gasket-Sending Unit	1	17	3296-42	Nut-Lock	2
4	63-7640	Unit-Sending	1	18	87-3150-03	Support-Front	1
5	3253-15	Washer-Lock	5	19	3274-54	Screw-HSH	2
6	32122-24	Screw-RH	5	20	87-3160	Strap-Tank Support	2
7	5-3637	Washer-Flat	1	21	87-3170	Pad-Tank Support Strap	2
8	2412-36	Clamp	1	22	3234-38	Screw-HH	2
9	98-2952	Fitting-Fuel Straight	1	23	3290-357	Nut-HFH	2
10	2412-108	Clamp-Hose	2	24	32128-23	Nut-HFH	2
11	93-2298	Hose-Fuel	1	25	46-6560	Bushing	1
12	63-9640	Hose-Fuel	1	26	3290-378	Tie-Cable	1

\*Not Illustrated

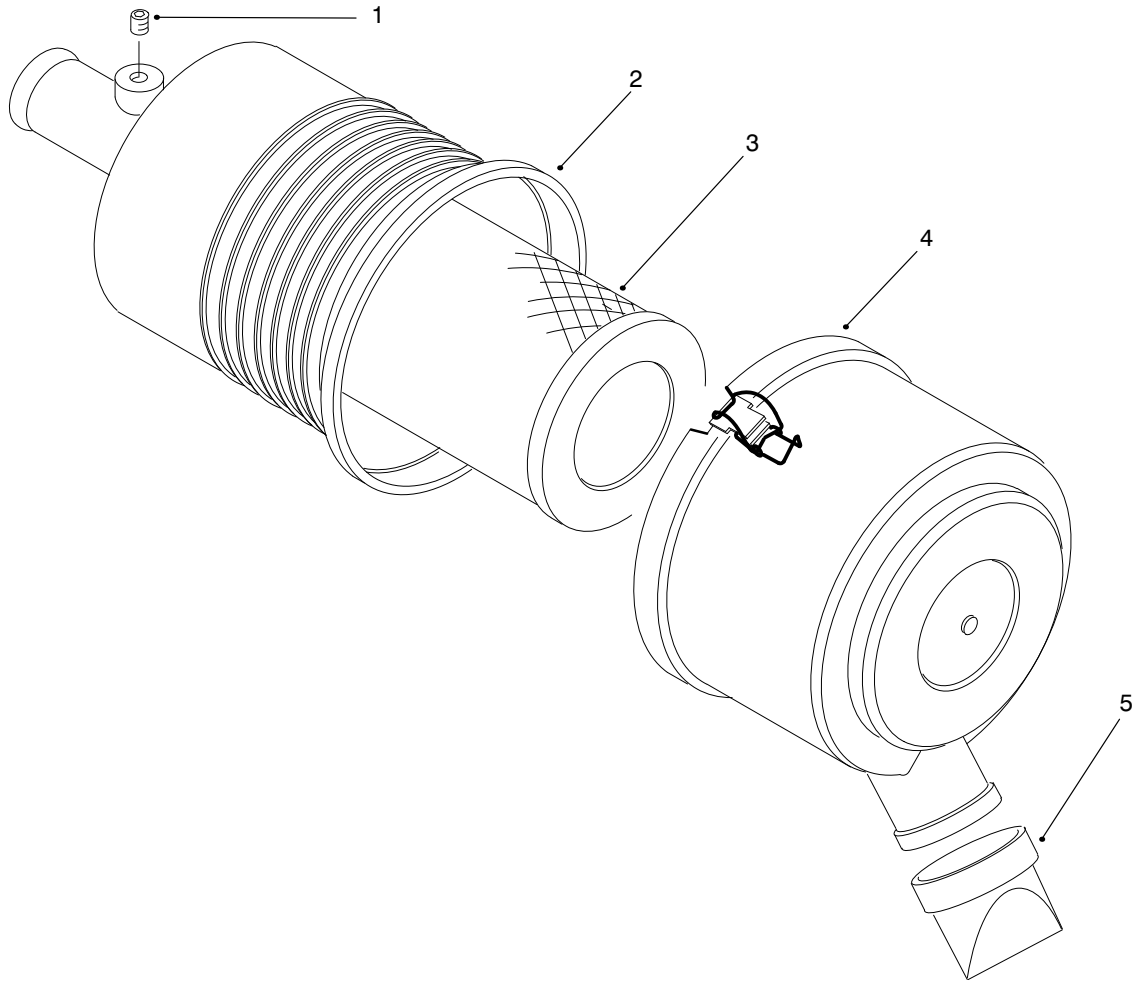


T-3149-4

## AIR CLEANER & FUEL SUPPLY ASM

Ref. No.	Part No.	Description	No. Used
1	43-4300	Trim	3
2	93-2191	ASM-Band, Mounting	1
3	2412-92	Clamp-Hose	2
5	32128-33	Nut-Hex. Flange	6
6	3290-357	Nut-HFH	2
9	99-9402	Plate	1
10	94-9502	Hose-Fuel	1
11	2412-98	Clamp-Hose	2
12	2412-108	Clamp-Hose	1
13	2412-148	Clamp-R	2
14	63-9640	Hose-Fuel	1
15	3234-10	Screw-HFH	3
17	99-9404	Filter-Fuel	2
18	99-9415	Hose-Fuel	2

Ref. No.	Part No.	Description	No. Used
19	3234-21	Screw-HFH	2
21	3256-67	Washer-Flat	4
22	92-2007	Pump-Fuel	1
24	46-7510	Hood-Air Inlet	1
25	94-5248	Elbow-Intake, Air	1
26	322-2	Screw-HH	2
27	95-5805	ASM-Air Cleaner	1
28	32128-20	Nut-HFH	2
29	98-2982	Filter-Element, Safety (Optional)	1
30	93-9164	Indicator-Service (Optional)	1
31	94-1416	Asm-Adapter, Indicator (Optional)	1



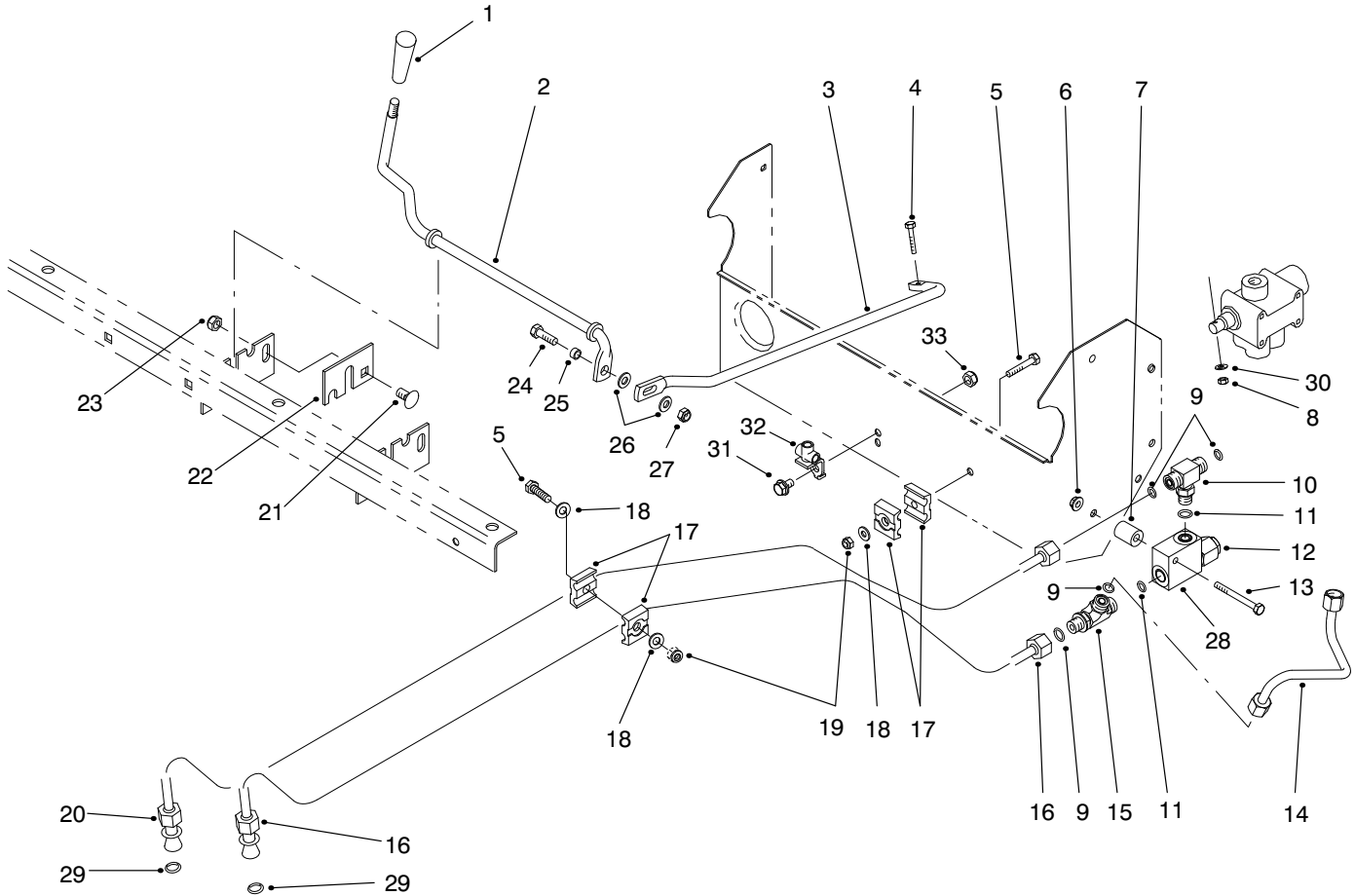
T-2607

### AIR CLEANER ASM NO. 95-5805

Ref. No.	Part No.	Description	No. Used
1	285-17	Plug	1
2		Asm-Body	1
3	93-2195	Element-Air Cleaner	1
*	98-2982	Element-Filter, Safety (Optional)	1

Ref. No.	Part No.	Description	No. Used
4	94-3652	Asm-Cover	1
5	94-1414	Vacuator	1

\*Not Illustrated



T-1610-1

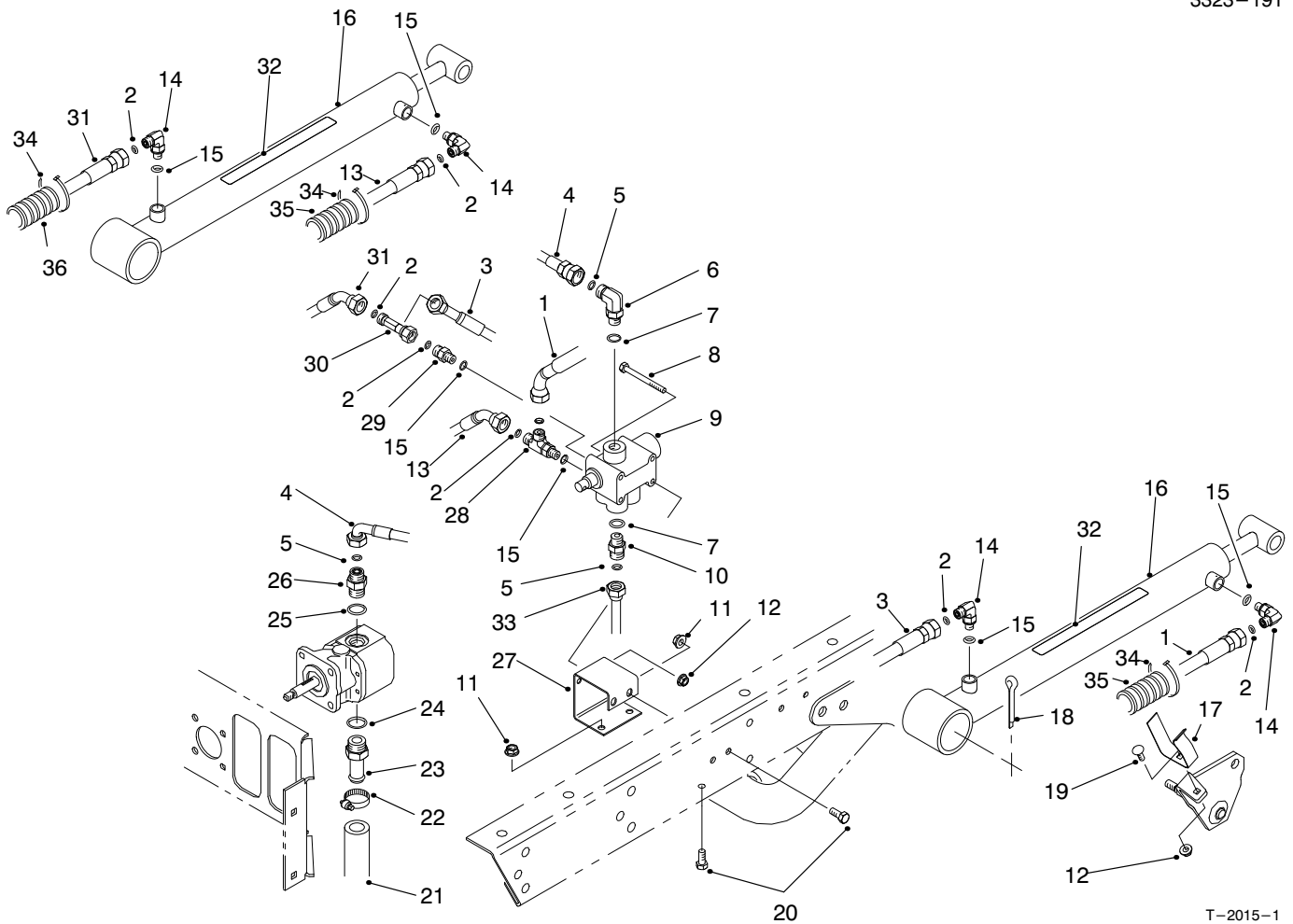
## LIFT VALVE LINKAGE ASM

Ref. No.	Part No.	Description	No. Used
1	233-39	Knob	1
2	87-4500	Rod-Pivot	1
3	87-4510	Rod-Connecting	1
4	87-5150	Screw-HH	1
5	321-9	Screw-HH	2
6	32128-33	Nut-HFH	1
7	75-9610	Spacer	1
8	87-5140	Nut-Lock	1
9	237-22	O-Ring	4
10	340-94	Fitting-Hydraulic Tee (Incl. Ref. #9 & 11)	1
11	237-42	O-Ring	2
12	92-2160	Cartridge-Relief Valve	1
13	321-15	Screw-HH	1
14	87-4560	Tube-Hydraulic	1
15	340-86	Fitting-Hydraulic Tee (Incl. Ref. #9 & 11)	1
16	87-9350	Asm-Hydraulic Tube (Incl. Ref. #29)	1
17	56-7973	Clamp-Hydraulic Tube	4

Ref. No.	Part No.	Description	No. Used
18	3256-22	Washer-Flat	3
19	3296-42	Nut-Lock	2
20	87-4540	Asm-Hydraulic Tube (Incl. Ref. #29)	1
21	3231-21	Bolt-CARR	1
22	87-4490	Bracket-Hold-Down	1
23	3296-39	Nut-Lock	1
24	322-5	Screw-HH	1
25	87-5080	Spacer-Connecting	1
26	3256-23	Washer-Flat	2
27	3296-29	Nut-Lock	1
28	92-2161	Body-Relief Valve	1
29	39-7310	O-Ring	2
30	3256-14	Washer-Flat	1
31	322-2	Screw-HH	1
32	87-3560	Tee-Brake Tube	1
33	32128-20	Nut-HFH	1
*	87-3680	Asm-Relief Valve (Incl. Ref. #12 & 28)	1

\*Not Illustrated

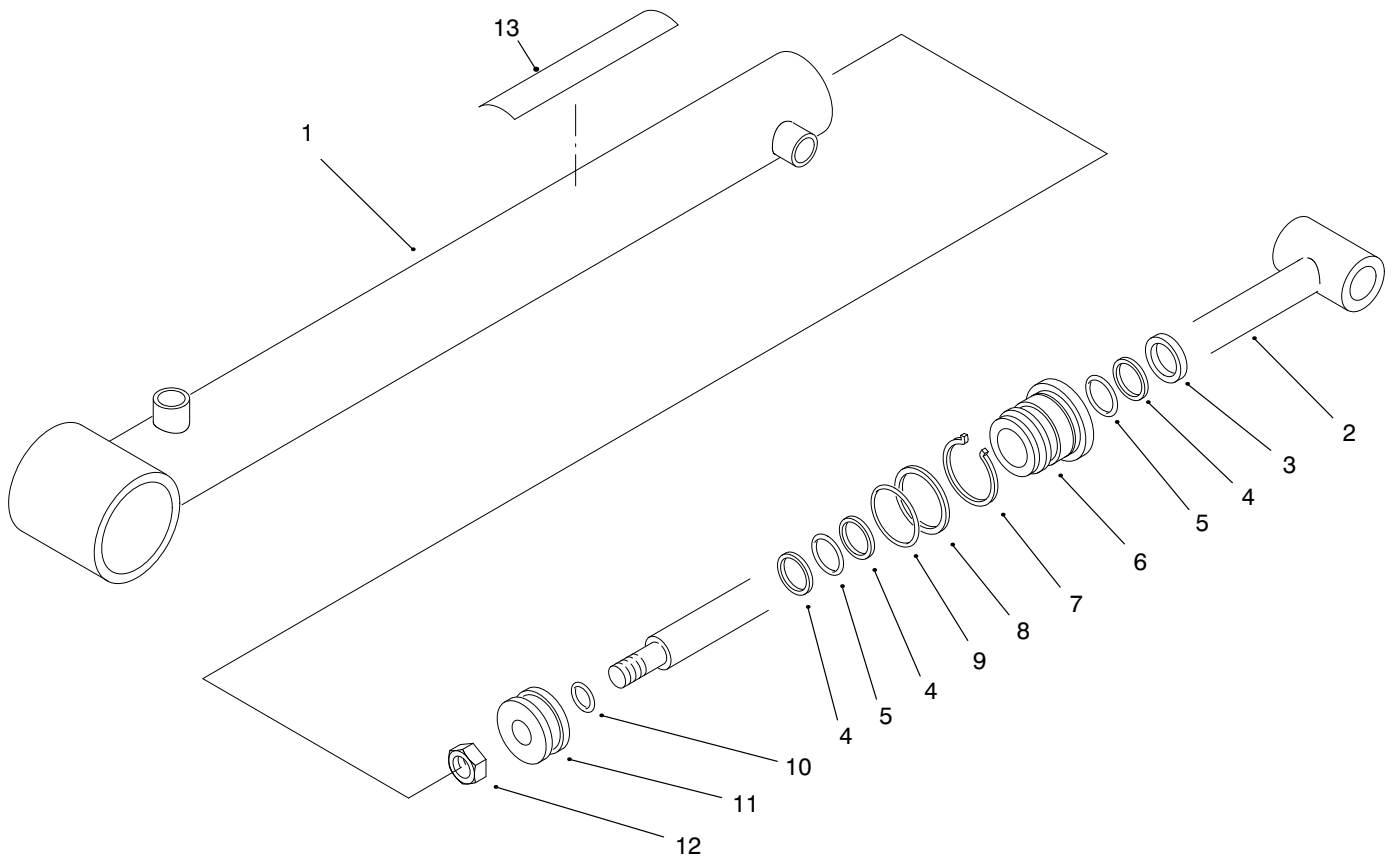




T-2015-1

## LIFT VALVE & CYLINDER ASM

Ref. No.	Part No.	Description	No. Used	Ref. No.	Part No.	Description	No. Used
1	92-2697	Hose-Hydraulic LH	1	17	87-3720	Retainer-Cylinder	2
2	237-21	O-Ring	6	18	3272-37	Pin-Cotter	2
3	87-4880	Hose-Hydraulic LH	1	19	3229-25	Screw-CARR	2
4	87-4870	Hose-Hydraulic (Model 07200 & 07202)	1	20	322-3	Screw-HH	4
4	93-9552	Hose-Hydraulic (Model 07200TC)	1	21	87-3670	Hose-Hydraulic	1
5	237-22	O-Ring	3	22	2412-34	Clamp	1
6	340-77	Fitting-Hydraulic 90° (Incl. Ref. #5 & 7)	1	23	354-136	Fitting-Hydraulic Straight (Incl. Ref. #24)	1
7	237-42	O-Ring	1	24	237-80	O-Ring	1
8	321-14	Screw-HH	2	25	237-79	O-Ring	1
9	43-1950-03	Valve	1	26	340-3	Fitting-Hydraulic Straight (Incl. Ref. #5 & 25)	1
10	340-2	Fitting-Straight (Incl. Ref. #5 & 7) (Model 07200 & 07202)	1	27	87-4520-03	Bracket-Dump Valve	1
10	340-77	Fitting-90° (Incl. Ref. #5 & 7) (Model 07200TC)	1	28	340-140	Fitting-Hydraulic Tee (Incl. Ref. #2 & 15)	1
11	32128-20	Nut-HFH	4	29	340-92	Fitting-Hydraulic Straight (Incl. Ref. #2 & 15)	1
12	32128-33	Nut-HFH	4	30	340-151	Fitting-Hydraulic Tee (Incl. Ref. #2)	1
13	87-4910	Hose-Hydraulic RH	1	31	87-4900	Hose-Hydraulic RH	1
14	340-132	Fitting-Hydraulic 90° (Incl. Ref. #2 & 15)	4	32	87-7930	Decal-Warning	2
15	237-78	O-Ring	4	32	93-9852	Decal-Warning (Europe)	2
16	94-5203	Asm-Hydraulic Cylinder (Incl. Ref. #32)	2	32	92-6415	Decal-Warning (Japan)	2
				33	87-4560	Tube-Hydraulic	1
				34	3290-378	Tie-Cable (Europe)	6
				35	24-7923	Conduit-Hose (Europe)	2
				36	24-7922	Conduit-Hose (Europe)	1



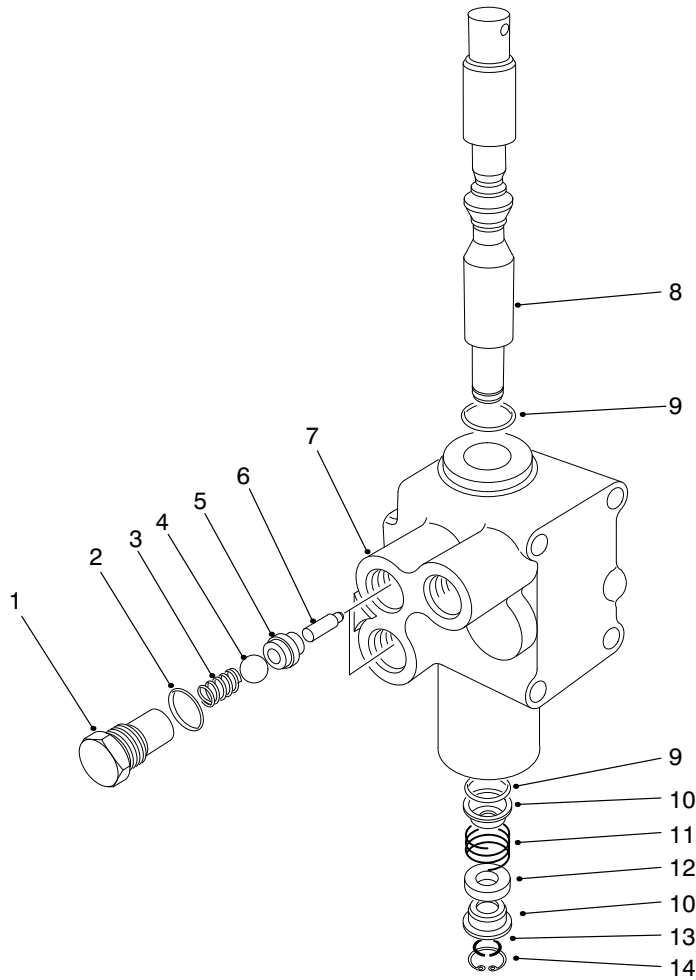
T-2342-1

## LIFT CYLINDER NO. 94-5203

Ref. No.	Part No.	Description	No. Used
1	94-5206	Asm-Barrel	1
2	94-5207	Shaft	1
3		Seal-Dust	1
4		Backup	3
5		O-Ring	2
6	92-2162	Head	1
7	84-1680	Ring-Retaining	1
8		Backup	1

Ref. No.	Part No.	Description	No. Used
9		O-Ring	1
10		O-Ring	1
11	43-5150	Piston	1
12	32152-10	Nut	1
13	87-7930	Decal-Warning	1
*	92-2165	Kit-Repair (Incl. Ref. #3-5 & 8-10)	1

\*Not Illustrated

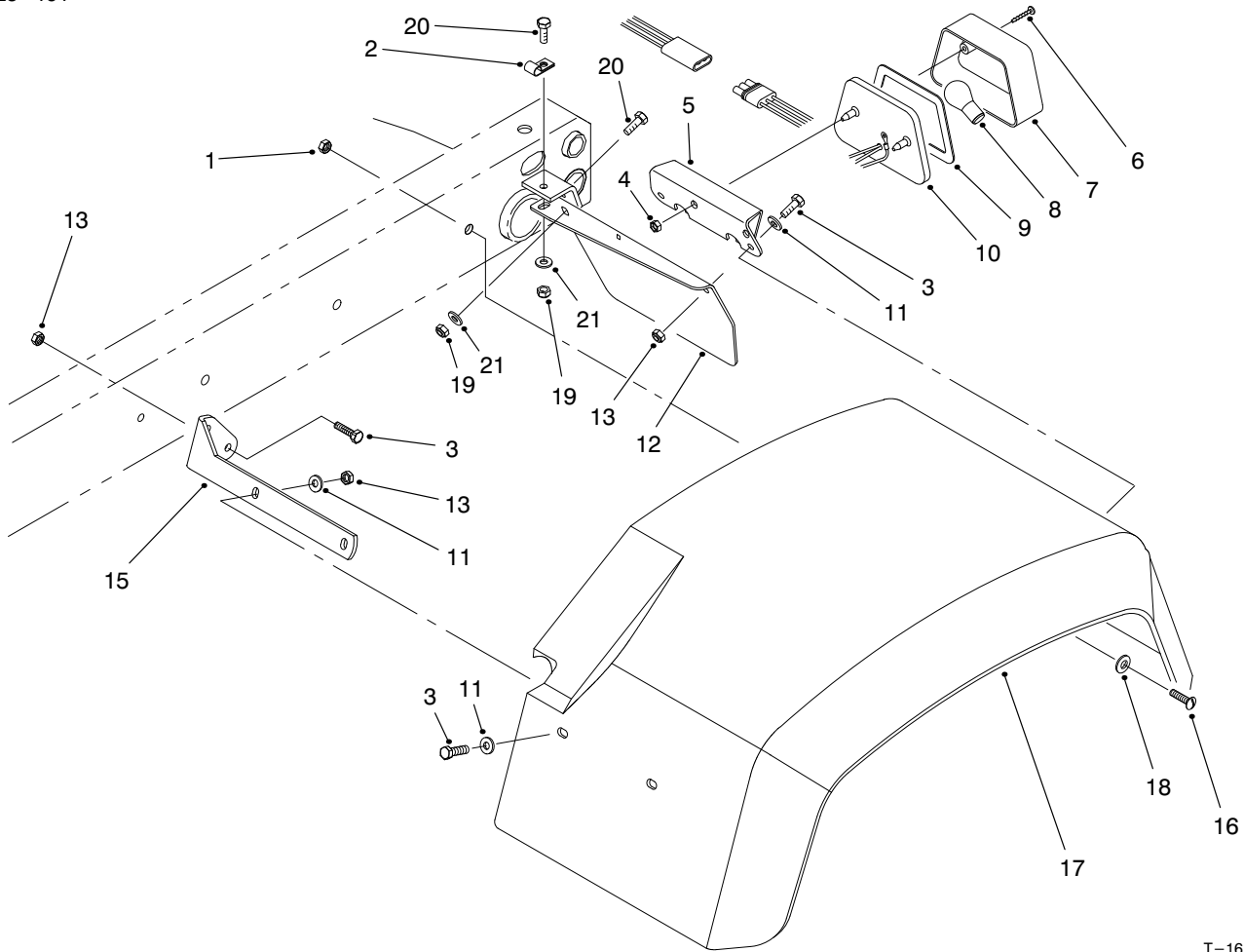


T-0280

## LIFT CONTROL VALVE ASM NO. 43-1950

Ref. No.	Part No.	Description	No. Used
1	22-8330	Plug	2
2	237-42	O-Ring	2
3	22-8340	Spring	2
4	22-8350	Ball	2
5	22-8370	Seat-Check Valve	2
6	22-8360	Pin-Cam	2
7		Body	1

Ref. No.	Part No.	Description	No. Used
8	22-8420	Spool	1
9	22-8500	O-Ring	2
10	22-8380	Retainer-Spring	2
11	22-8410	Spring	1
12	23-3030	Spacer	1
13	22-8480	Ring-Retaining, Spool	1
14	22-8490	Ring-Retaining	1



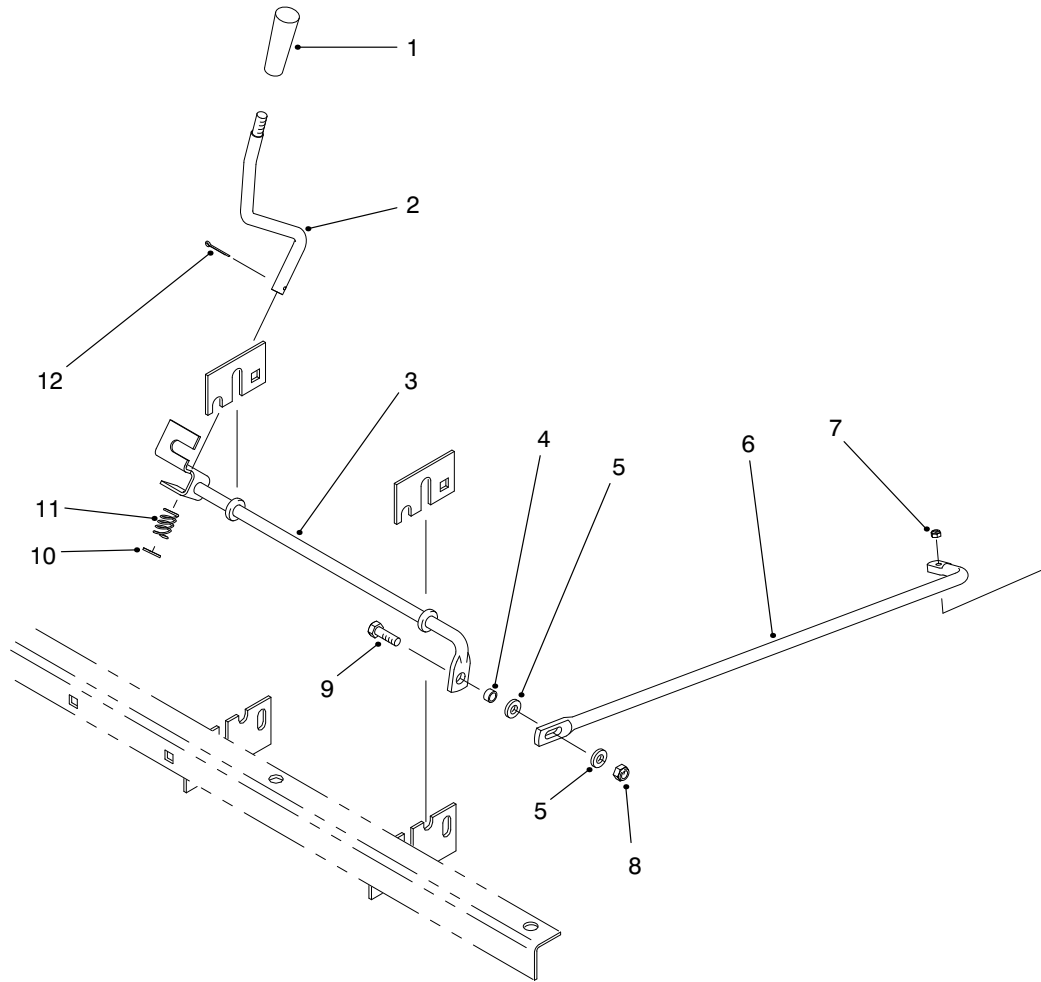
T-1613-1

## REAR FENDER & TAIL LIGHT ASM

Ref. No.	Part No.	Description	No. Used
1	3296-39	Nut-Lock	6
2	2412-93	Clamp-R	1
3	321-6	Screw-HH	12
4	3290-506	Palnut	2
5	87-5770-03	U-Bracket-Tail Light	1
6	32144-93	Screw-TAP	2
7	87-6300	Lens	1
8		Bulb (#1157 Std. 12 Volt)	1
9	87-6310	Gasket	1
10	87-2110	Asm-Tail Light (Incl. Ref. #6-9)	1

Ref. No.	Part No.	Description	No. Used
11	3256-22	Washer-Flat	12
12	93-8943-03	Plate-Tail Light LH	1
*	93-8944-03	Plate-Tail Light RH	1
13	3296-42	Nut-Lock	16
15	93-8941-03	Bracket-Front LH	1
*	93-8942-03	Bracket-Front RH	1
16	3274-94	Screw-HSBH	6
17	87-6660	Fender-Rear 24"	2
18	3256-24	Washer-Flat	6
19	3296-29	Nut-Lock	4
20	322-5	Screw-HH	4
21	3256-23	Washer-Flat	4

\*Not Illustrated

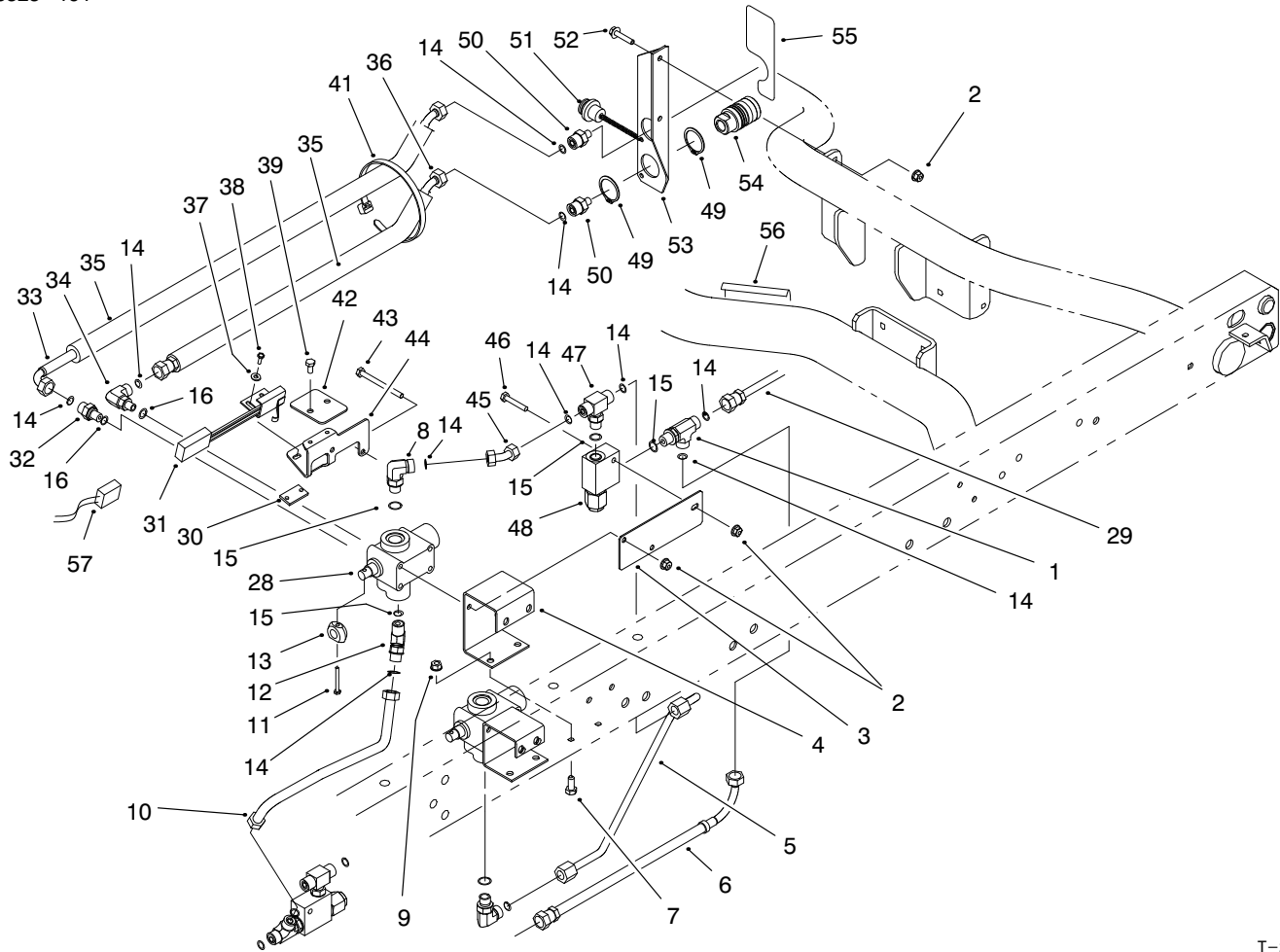


T-2623

## REMOTE HYDRAULICS CONTROL LEVER & LINKAGE (Model 07200TC)

Ref. No.	Part No.	Description	No. Used
1	233-39	Knob	1
2	87-4580	Rod-Auxiliary Lever	1
3	87-4610	Rod-Auxiliary	1
4	87-5080	Spacer-Connecting Rod	1
5	3256-23	Washer-Flat	2
6	93-9536	Rod-Connecting	1

Ref. No.	Part No.	Description	No. Used
7	3296-2	Nut-Hex.	1
8	3296-29	Nut-Lock	1
9	322-5	Screw-HH	1
10	3256-25	Washer-Flat	1
11	66-4850	Spring-Compression	1
12	3272-7	Pin-Cotter	1

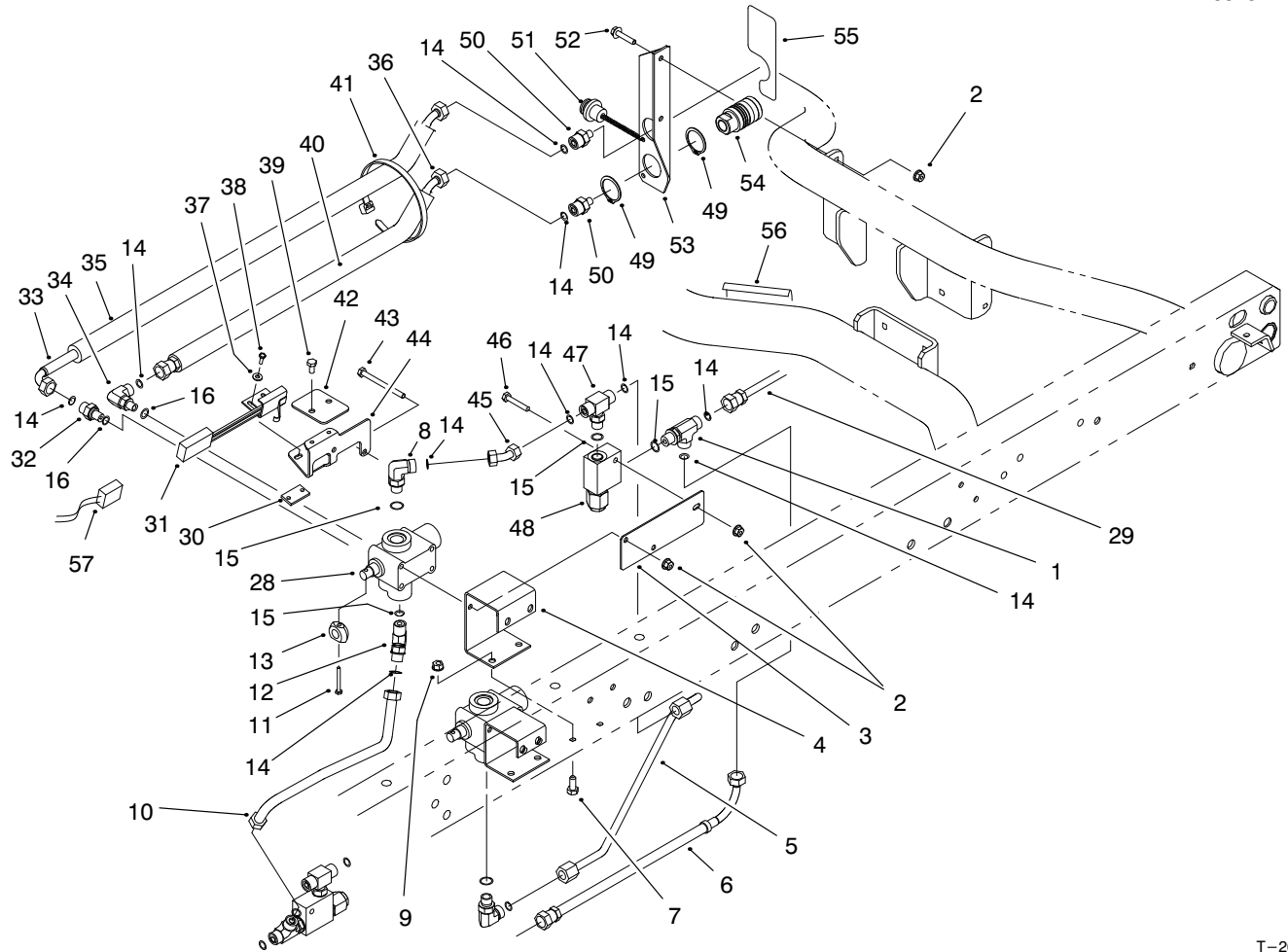


T-2624

## REMOTE HYDRAULICS PLUMBING ASM (Model 07200TC)

Ref. No.	Part No.	Description	No. Used
1	340-86	Fitting-Hydraulic Tee (Incl. Ref. #14 & 15)	1
2	32128-33	Nut-HFH	5
3	92-2623-03	Plate-Valve Mount	1
4	87-4620-03	Bracket-Auxiliary Valve	1
5	93-9535	Asm-Hydraulic Tube	1
6	92-2624	Asm-Hydraulic Hose	1
7	322-3	Screw-HH	4
8	340-77	Fitting-Hydraulic 90° (Incl. Ref. #14 & 15)	2
9	32128-20	Nut-Lock	4
10	92-2622	Asm-Hydraulic Tube	1
11	32105-5	Screw	1
12	340-87	Fitting-Hydraulic 45° (Incl. Ref. #14 & 15)	1
13	93-9542	Cam-Switch	1
14	237-22	O-Ring	10
15	237-42	O-Ring	5
16	237-78	O-Ring	3
28	43-1710-01	Hydraulic Valve Assembly	1
29	94-5255	Asm-Hydraulic Hose	1
30	93-9539	Strip-Tapped	1
31	92-7905	Asm-Switch & Bracket	1
32	340-88	Fitting-Hydraulic Straight (Incl. Ref. #14 & 16)	1

Ref. No.	Part No.	Description	No. Used
33	92-2606	Asm-Hydraulic Hose	1
34	340-97	Fitting-Hydraulic 90° (Incl. Ref. #14 & 16)	1
35	93-9540	Sleeve-Protective	2
36	92-2605	Asm-Hydraulic Hose	1
37	3256-14	Washer-Flat	2
38	32105-8	Screw	2
39	321-2	Screw-HH	2
41	3290-378	Tie-Cable	6
42	93-9538	Cover-Switch	1
43	321-23	Screw-HH	2
44	93-9537	Bracket-Switch Mounting	1
45	92-2620	Asm-Hydraulic Tube	1
46	321-9	Screw-HH	1
47	340-94	Fitting-Hydraulic Tee (Incl. Ref. #14 & 15)	1
48	92-2625	Asm-Relief Valve (1900 psi)	1
49	92-2601	Ring-Retaining	4
50	340-12	Fitting-Hydraulic Straight (Incl. Ref. #14)	2
51	92-2603	Plug-Dust	2
52	3234-21	Screw-HH	2



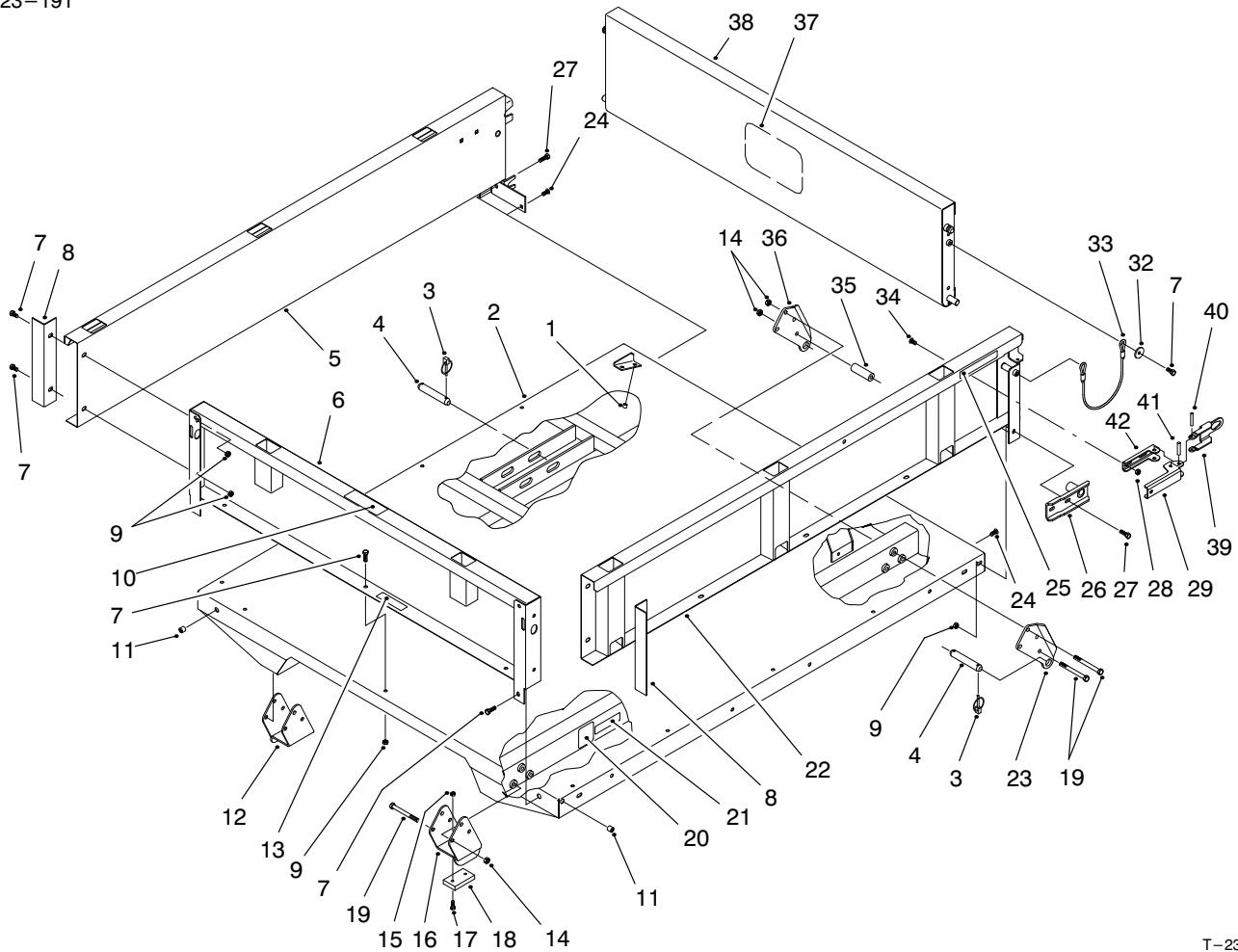
T-2624

## REMOTE HYDRAULICS PLUMBING ASM (Model 07200TC) (Continued)

Ref. No.	Part No.	Description	No. Used
53	92-2771	Asm-Rear Coupler Bracket (Incl. Ref. #55)	1
54	92-2602	Coupling-Hyd. Female	2
55	92-2610	Decal-Coupler (US)	1
*	93-9089	Decal-Coupler (CE)	1
*	92-5339	Decal-Coupler (Japan)	1

Ref. No.	Part No.	Description	No. Used
56	92-2611	Decal-Caution (US)	1
*	93-9090	Decal-Caution (CE)	1
*	92-5466	Decal-Caution (Japan)	1
57	93-9541	Harness-Wire	1

\*Not Illustrated



T-2382-3

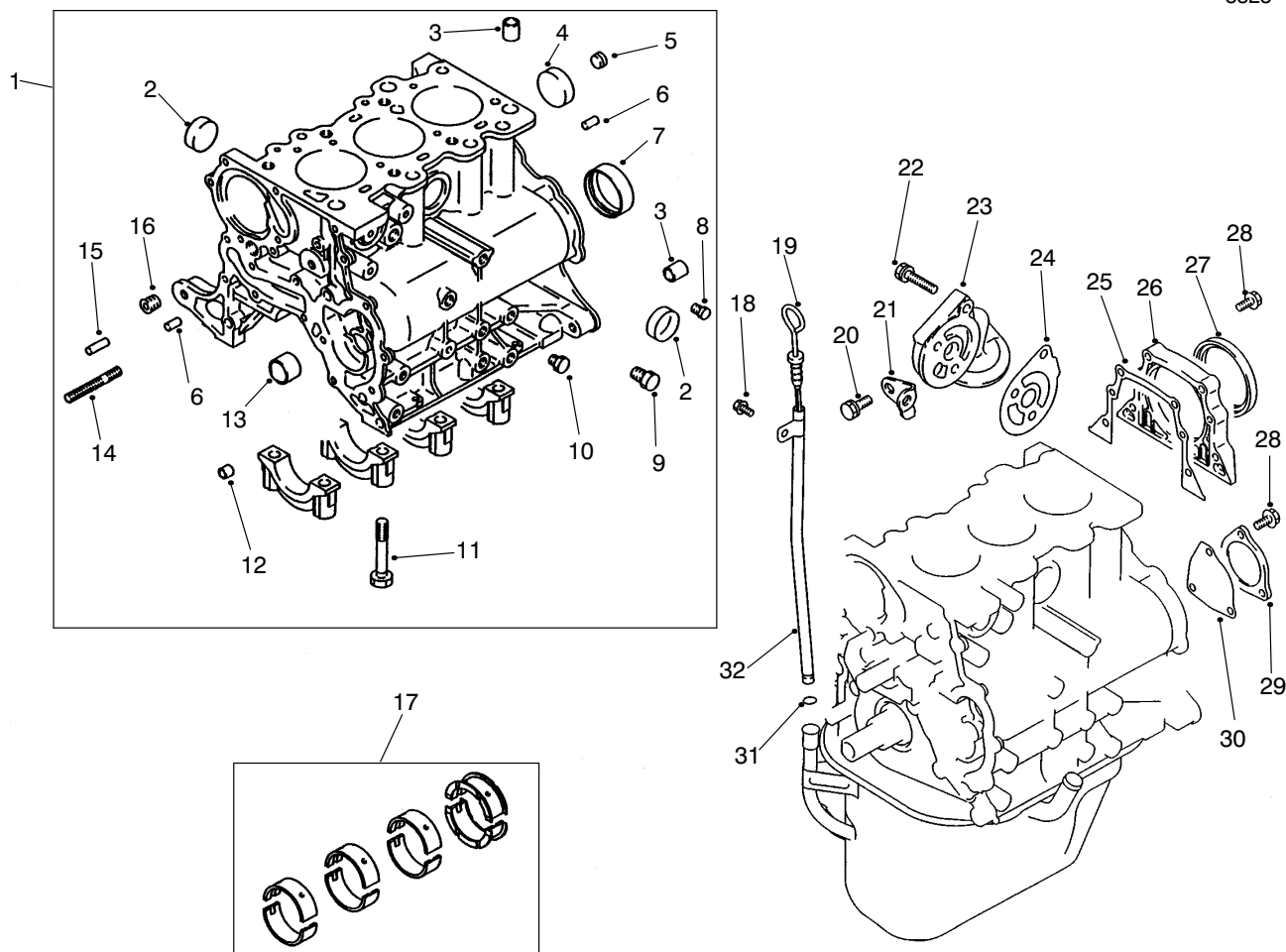
## BED & BED SIDE ASM (Model 07202)

Ref. No.	Part No.	Description	No. Used
1	32148-6	Insert-Threaded	4
2	93-9724-03	Bed	1
3	92-1298	Pin-Lynch	8
4	92-1233	Pin-Clevis	4
5	92-1255-03	Panel-Side RH	1
6	92-5974-03	Panel-Front	1
7	3234-7	Screw-HFH	21
8	92-1320-03	Angle-Side	2
9	32128-35	Nut-HFH	23
10	92-5955	Decal-No Riders	1
11	32148-7	Nut-Clinch	4
12	93-9723-03	Spacer-Bracket RH	1
†13		Decal-Serial Plate	1
14	3296-44	Nut-Lock	14
15	3296-42	Nut-Lock	4
16	93-9722-03	Spacer-Bracket LH	1
17	3250-45	Screw-PH	4
18	93-9719	Block-Wear	2
19	323-42	Screw-HH	14
20	93-1312	Decal-Warning	2
†21		Decal-CE	1

Ref. No.	Part No.	Description	No. Used
22	92-1248-03	Panel-Side LH	1
23	93-9720-03	Plate-Pivot Long LH	2
24	3230-1	Screw-CARR	2
25	92-1319	Decal-Caution	2
26	92-1265-03	Bracket-Pivot	2
27	3234-29	Screw-HHF	6
28	32128-20	Nut-HFH	4
29	99-1113	Handle-Latch	2
32	3256-57	Washer-Flat	4
33	93-9595	Lanyard-Tailgate	2
34	3230-15	Screw-CARR	4
35	93-9575	Tube-Flatbed Pivot	2
36	93-9721-03	Plate-Pivot Long RH	2
37	92-1242	Decal-Toro	1
38	92-1259-03	Tailgate-Rear	1
39	99-1112	Plate-Retainer	2
40	32121-78	Pin-Roll	2
41	32121-25	Pin-Spring	2
42	92-1271	Pivot-Latch	2
*	99-1123	Latch Assembly (Incl. Ref. #29 & 39-42)	2

†Not available separately



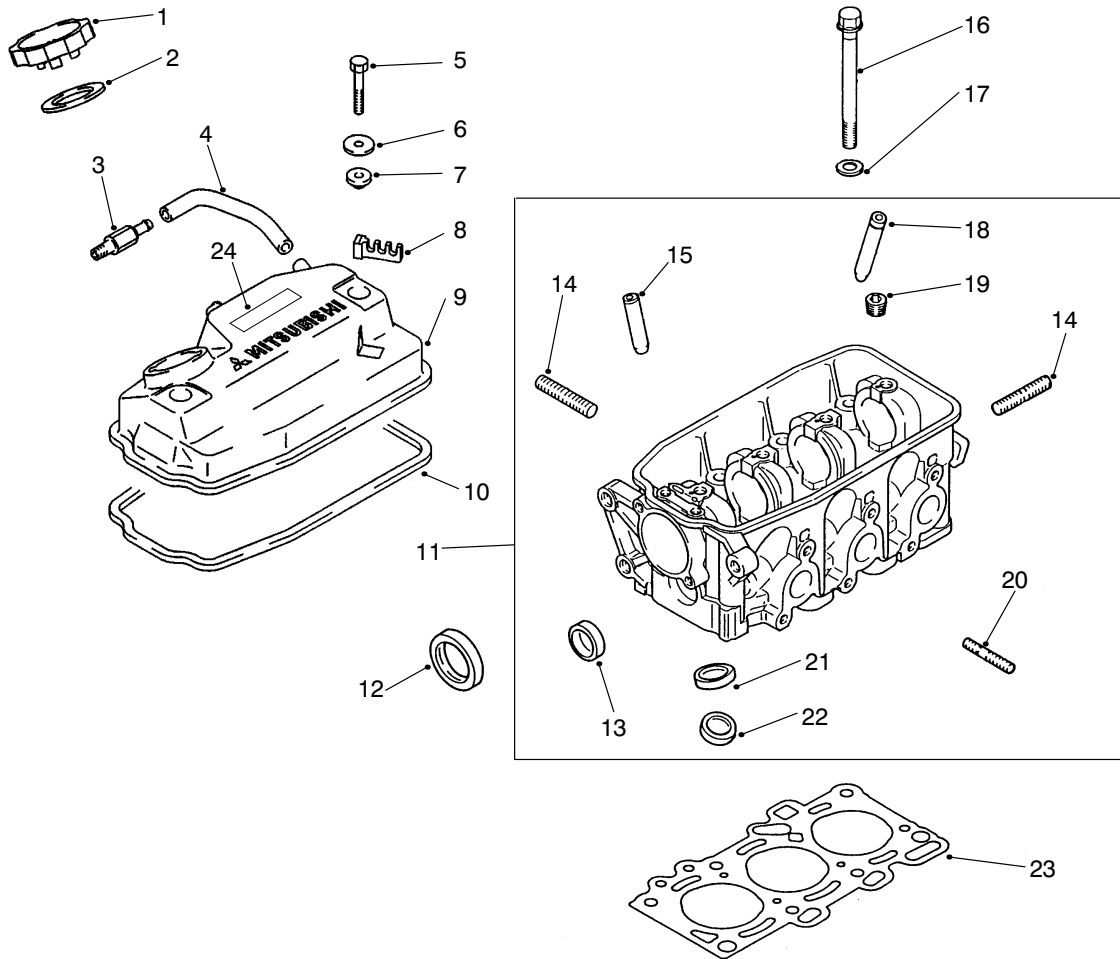


T-1631-1

### CYLINDER BLOCK ASM

Ref. No.	Part No.	Description	No. Used
1	92-2006	Asm-Crankcase (Incl. Ref. #2-16)	1
2	92-2151	Cap-Sealing	3
3	92-2152	Bushing	4
4	92-1994	Cap-Sealing	1
5	92-1935	Plug-Taper	1
6	92-2148	Pin-Dowel	2
7	92-1982	Bearing-Ring	1
8	92-1902	Plug-Taper	1
9	56-0100	Plug-Taper	1
10	92-1910	Plug-Taper	1
11	67-2250	Bolt	8
12	67-2360	Bushing	4
13	92-1981	Bearing-Front	1
14	92-5107	Stud	1
15	92-1958	Pin-Dowel	1
16	67-2390	Plug-Taper	1

Ref. No.	Part No.	Description	No. Used
17	92-1956	Bearing-Set, Main	1
18	92-5112	Bolt-Flange Head	1
19	92-5110	Gauge-Oil Level	1
20	92-2144	Bolt	2
21	92-5109	Stay-Oil Filter	1
22	92-2143	Bolt	3
23	92-2012	Bracket-Oil Filter	1
24	92-5108	Gasket-Bracket	1
25	92-1987	Gasket	1
26	92-2045	Housing-Seal, Oil	1
27	92-1952	Seal-Oil	1
28	92-2131	Bolt-Flange Head	7
29	92-1945	Cover-Rear	1
30	92-1991	Gasket	1
31	92-1925	O-Ring	1
32	92-5111	Guide-Oil Level Gauge	1



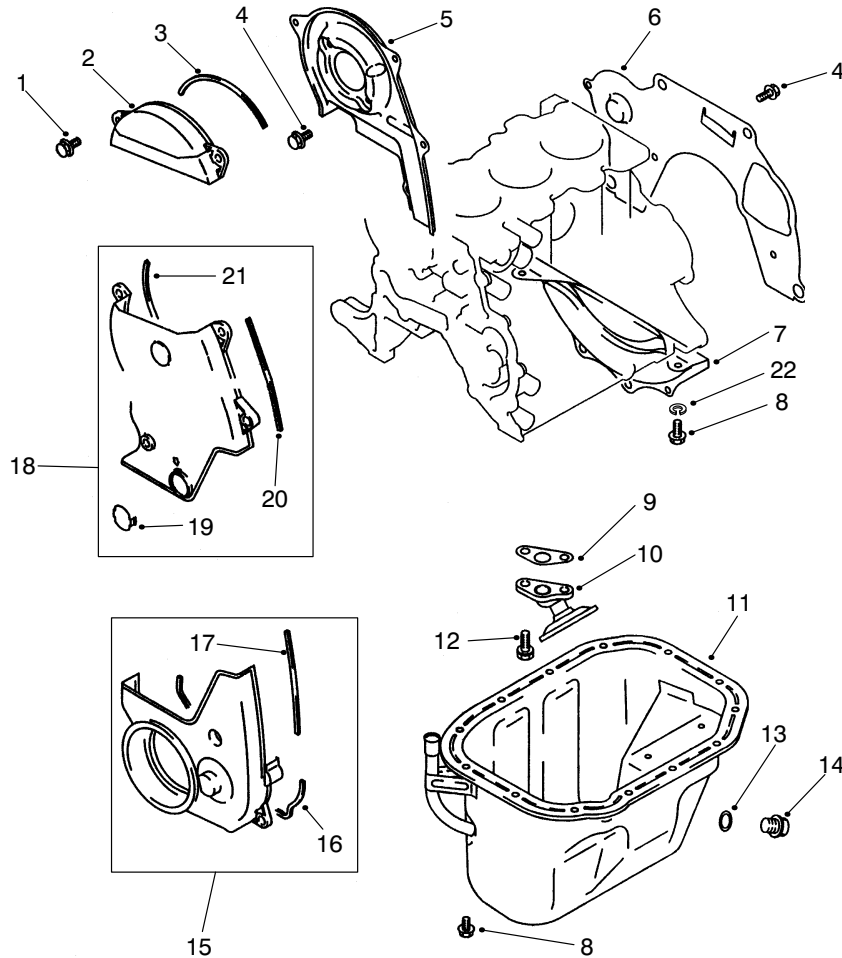
T-1630-2

## ROCKER COVER & CYLINDER HEAD ASM

Ref. No.	Part No.	Description	No. Used
1	92-1975	Cap-Oil (Incl. Ref. #2)	1
2	92-1943	Packing	1
3	92-2050	PCV Valve	1
4	92-2026	Hose-PCV Valve	1
5	92-2128	Bolt-Cover	2
6	92-2063	Washer	2
7	92-1929	Seal-Oil	2
8	92-1915	Clamp-Cable	1
9	94-5295	Asm-Cover (Incl. Ref. #8,10 & 24)	1
10	92-1944	Gasket-Cover, Rocker	1
11	92-2034	Head-Cylinder (Incl. Ref. #13-15 & 18-22)	1
12	92-2021	Seal-Oil	1
13	92-2151	Cap-Sealing	1
14	42-9560	Stud	3
15	92-1926	Guide-Intake Valve (.05 mm OS)	3
*	92-5103	Guide-Intake Valve (.25 mm OS)	3
*	92-5104	Guide-Intake Valve (.50 mm OS)	3

Ref. No.	Part No.	Description	No. Used
16	92-1971	Bolt	8
17	92-1903	Washer	8
18	92-1911	Guide-Exhaust Valve (.05 mm OS)	1
*	92-5105	Guide-Exhaust Valve (.25 mm OS)	1
*	92-5106	Guide-Exhaust Valve (.50 mm OS)	1
19	92-1916	Plug-Taper	1
20	92-1905	Stud	6
21	92-1959	Seat-Intake Valve (.30 mm OS)	3
*	92-5102	Seat-Intake Valve (.60 mm OS)	3
22	92-1976	Seat-Exhaust Valve (.30 mm OS)	3
*	92-5101	Seat-Exhaust Valve (.60 mm OS)	3
23	92-1997	Gasket-Cylinder	1
24		Label-Emission	1

\*Not Illustrated

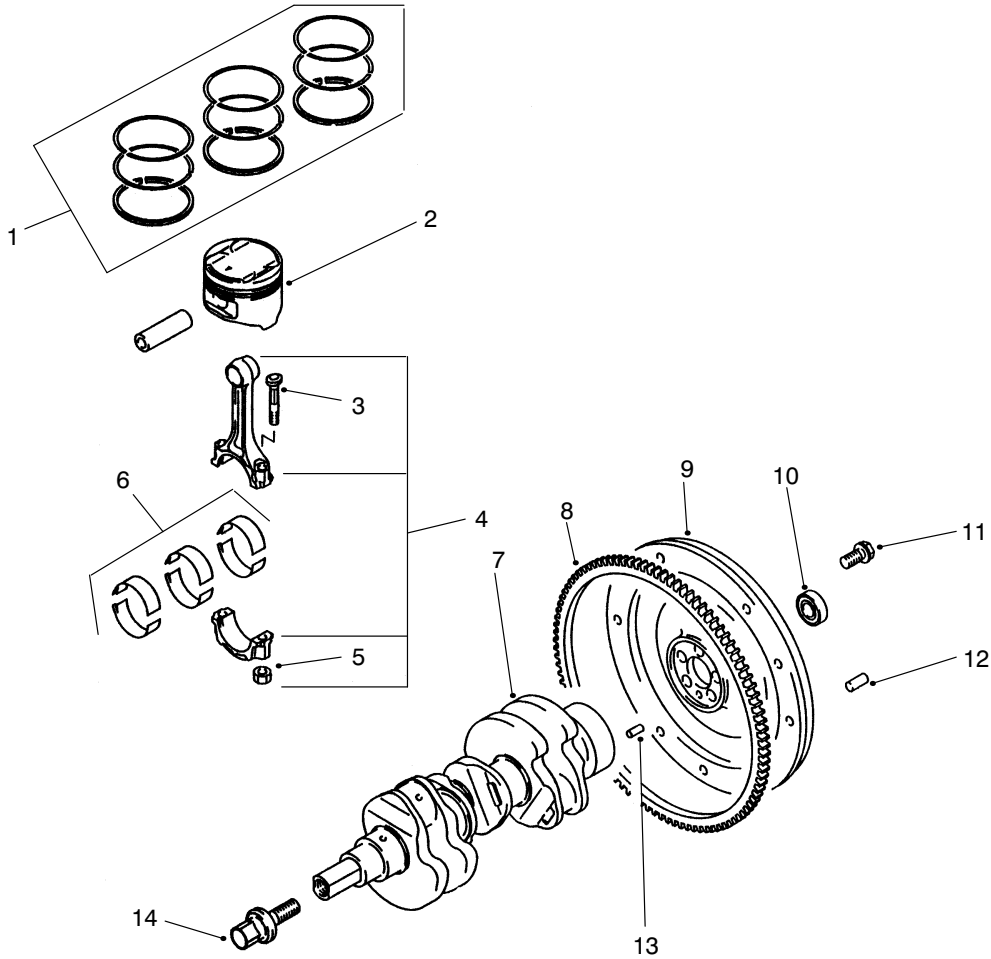


T-1632-1

## COVERS & OIL PAN ASM

Ref. No.	Part No.	Description	No. Used
1	92-5113	Bolt-Flange Head	3
2	92-1965	Asm-Cover (Incl. Ref.#3)	1
3	92-1962	Gasket	1
4	92-2131	Bolt-Flange Head	2
5	92-2035	Cover-Front	1
6	92-1937	Plate-Rear	1
7	92-1938	Cover-Bell Housing	1
8	48-7610	Bolt-HH	2
9	92-1988	Gasket-Oil	1
10	92-2019	Strainer-Oil	1
11	92-2053	Asm-Oil Pan (Incl. Ref.#13-14)	1

Ref. No.	Part No.	Description	No. Used
12	92-2137	Bolt/washer	2
13	92-1921	Gasket-Oil	1
14	92-1920	Plug-Oil	1
15	92-1967	Asm-Cover (Incl. Ref. #16-17)	1
16	92-1939	Gasket	1
17	92-1940	Gasket	1
18	92-1996	Asm-Cover, Front (Incl. Ref.#19-21)	1
19	92-1907	Cover-Access	1
20	92-1962	Gasket	1
21	92-1966	Gasket	1
22	3253-3	Washer-Lock	2



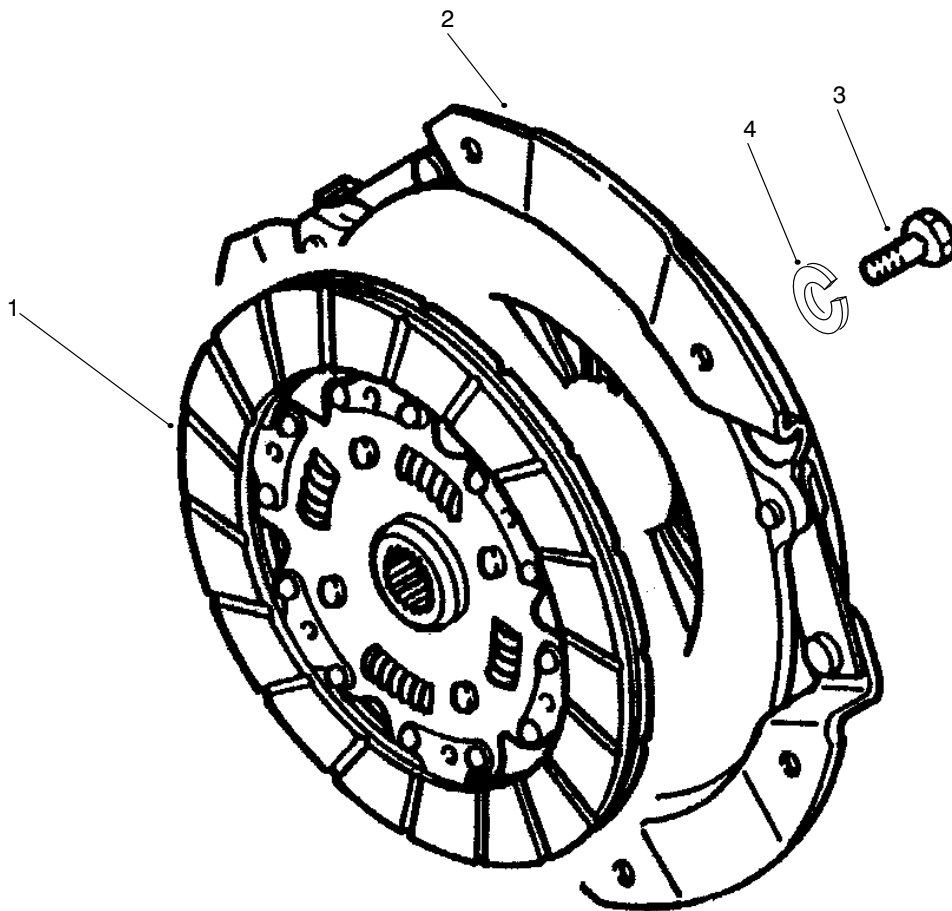
T-1633-1

## PISTON & CRANKSHAFT ASM

Ref. No.	Part No.	Description	No. Used
1	92-2014	Piston Ring Set (Std.)	1
*	92-5118	Piston Ring Set (.25 mm OS)	1
*	92-2015	Piston Ring Set (.50 mm OS)	1
*	92-5120	Piston Ring Set (.75 mm OS)	1
*	92-5121	Piston Ring Set (1.00 mm OS)	1
2	92-2005	Piston & Pin (Std.)	3
*	92-2013	Piston & Pin (.50 mm OS)	3
*	92-5116	Piston & Pin (.75 mm OS)	3
*	92-5117	Piston & Pin (1.00 mm OS)	3

Ref. No.	Part No.	Description	No. Used
3	92-2003	Bolt-Connecting Rod	6
4	92-1999	Rod-Connecting (Incl. Ref. #3 & 5)	3
5	92-1923	Nut	6
6	92-1957	Rod Bearing Set	1
7	92-1995	Asm-Crankshaft	1
8	92-1942	Gear-Ring	1
9	92-1980	Flywheel	1
10	92-1914	Bearing-Ball	1
11	92-1934	Bolt-Flywheel	5
12	42-7160	Pin-Dowel	3
13	92-2148	Pin-Dowel	1
14	92-2057	Bolt-Crankshaft PTO	1

\*Not Illustrated

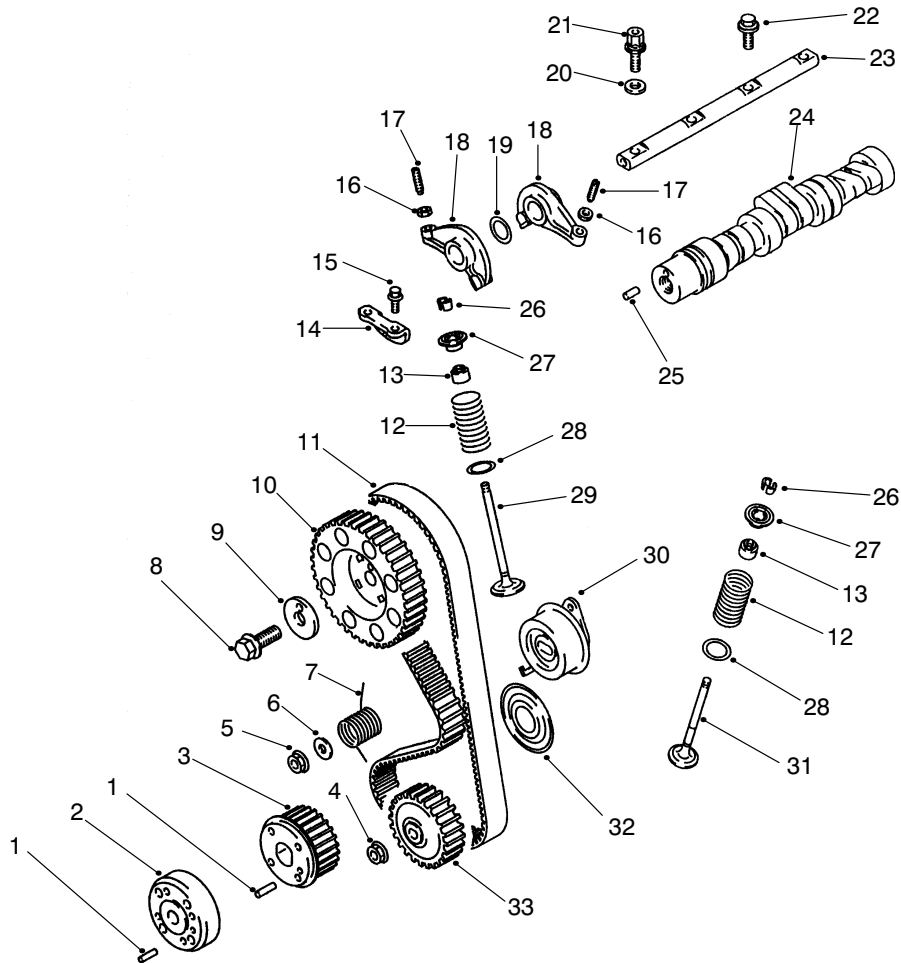


T-1644-1

### CLUTCH & CLUTCH RELEASE ASM

Ref. No.	Part No.	Description	No. Used
1	98-2959	Disc-Clutch	1
2	98-2958	Cover-Clutch	1

Ref. No.	Part No.	Description	No. Used
3	48-7700	Bolt	6
4	3253-4	Washer-Lock	6

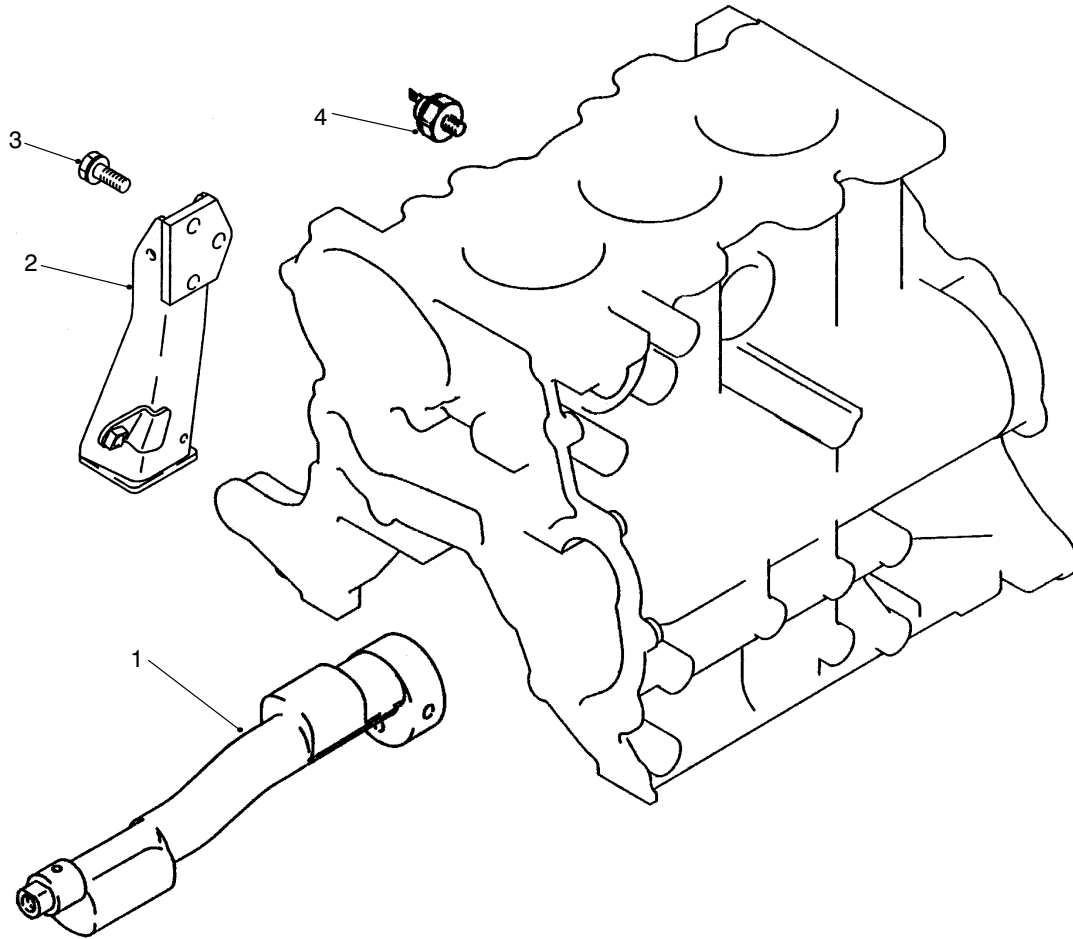


T-1634-1

## CAMSHAFT & VALVES ASM

Ref. No.	Part No.	Description	No. Used
1	92-2149	Pin	2
2	92-2062	Asm-PTO Adapter (Incl. Ref.#1)	1
3	92-2061	Asm-PTO Sprocket (Incl. Ref.#1)	1
4	92-5122	Nut-Timing Belt	1
5	92-2145	Nut-HFH	1
6	92-2147	Washer	1
7	92-2001	Spring	1
8	92-2135	Bolt-HFH	1
9	92-1922	Washer	1
10	92-2000	Sprocket	1
11	92-2059	Belt-Timing	1
12	92-1977	Spring-Valve	6
13	92-1961	Seal-Valve	6
14	92-1964	Plate-Cam	1
15	92-2130	Bolt-HFH	2
16	92-1909	Nut	6

Ref. No.	Part No.	Description	No. Used
17	92-1953	Screw-Adjusting	6
18	92-1947	Arm-Rocker	6
19	92-1930	Washer-Wave	2
20	92-1972	Washer	2
21	92-2017	Bolt-Rocker Shaft	2
22	92-2018	Bolt-Rocker Shaft	2
23	92-1973	Shaft-Rocker Arm	1
24	92-2049	Asm-Camshaft (Incl. Ref.#25)	1
25	92-2010	Pin-Dowel	1
26	42-7860	Lock-Valve	12
27	92-1931	Retainer	6
28	92-1936	Seal-Valve	6
29	92-1954	Valve-Inlet	3
30	92-1968	Tensioner-Belt	1
31	92-1955	Valve-Exhaust	3
32	92-2056	Flange-PTO	1
33	92-2042	Sprocket-Oil	1

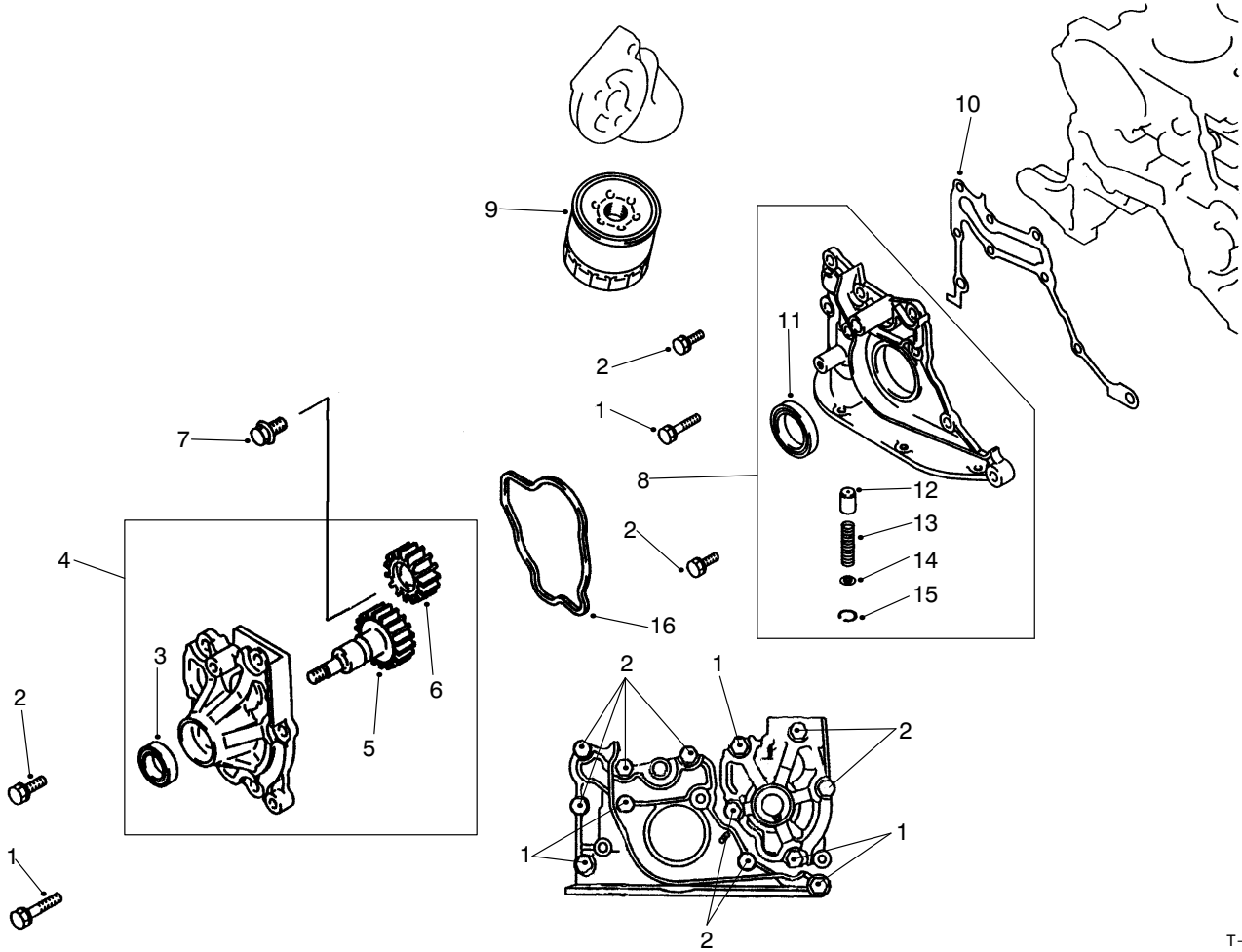


T-1635-1

## BALANCER & OIL PRESSURE SWITCH & ENGINE MOUNT

Ref. No.	Part No.	Description	No. Used
1	92-1998	Shaft-Balancer	1
2	92-2022	Mount-Engine	1

Ref. No.	Part No.	Description	No. Used
3	67-2440	Bolt-Engine Mount	3
4	92-1978	Switch-Oil Pressure	1



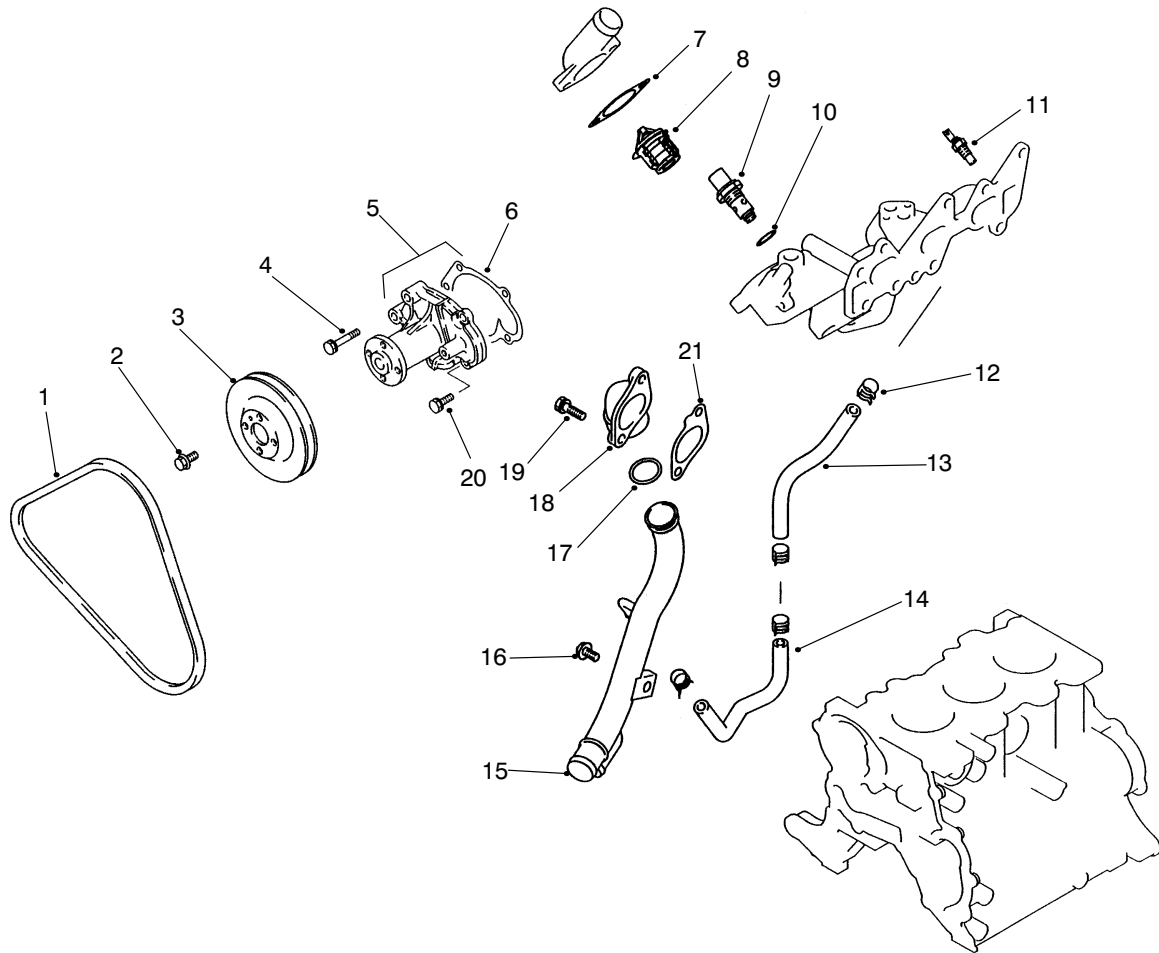
T-1636-1

## OIL PUMP & FILTER ASM

Ref. No.	Part No.	Description	No. Used
1	67-2560	Bolt/washer	5
2	42-9400	Bolt/washer	8
3	92-2032	Seal-Oil	1
4	92-2046	Asm-Oil Pump (Incl. Ref.#3, 5 & 6)	1
5	92-1948	Gear-Oil Pump	1
6	92-1949	Gear-Oil Pump	1
7	92-1918	Bolt-Flange Head	1
8	92-1974	Asm-Case (Incl. Ref.#11-15)	1

Ref. No.	Part No.	Description	No. Used
9	67-4330	Filter-Oil	1
10	92-1946	Gasket-Front	1
11	92-1960	Seal-Oil	1
12	92-1927	Plunger-Relief	1
13	92-1928	Spring-Relief	1
14	92-1983	Retainer	1
15	92-2150	Ring-Snap	1
16	92-1941	Gasket-Oil	1



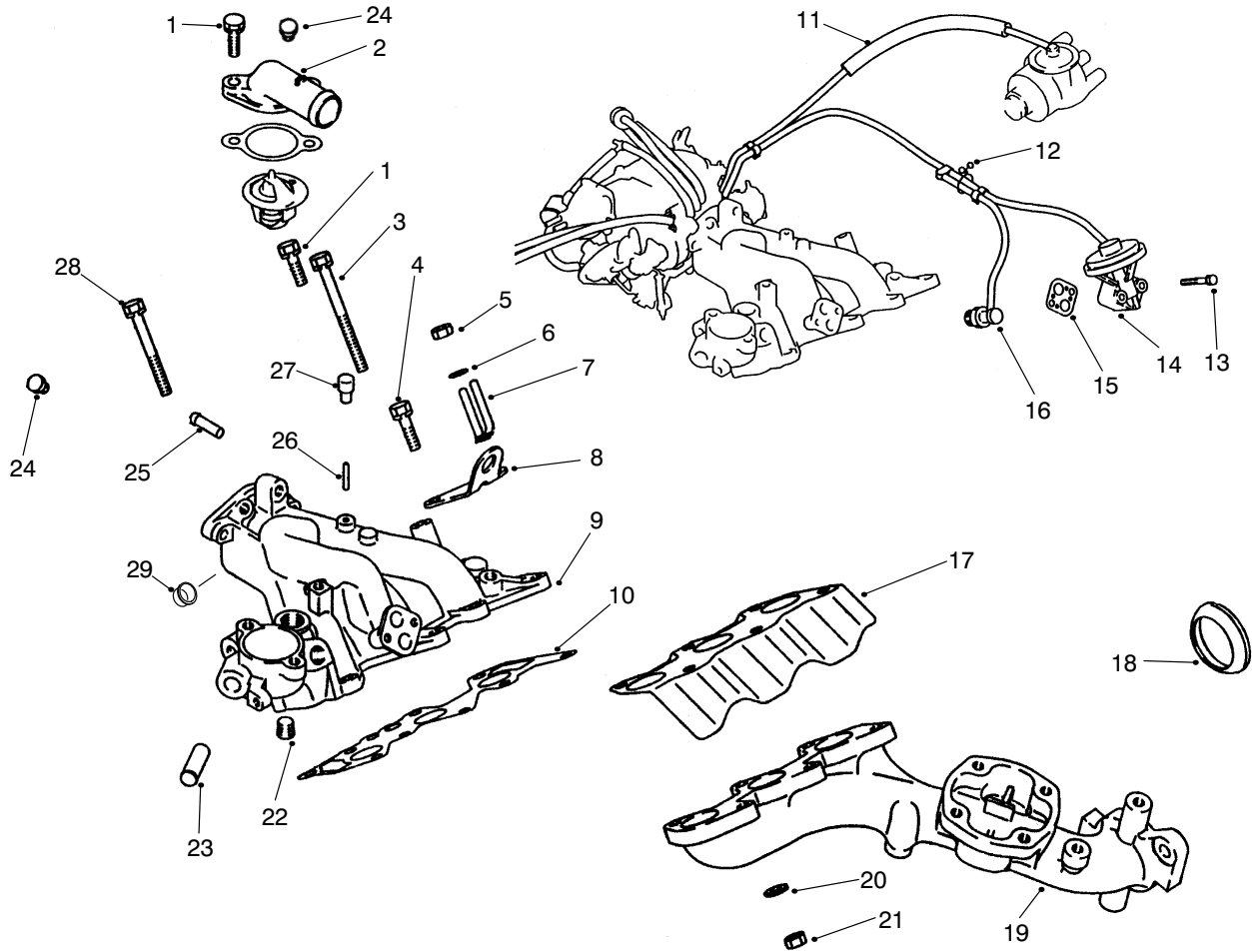


T-1639-1

## WATER PUMP & THERMOSTAT ASM

Ref. No.	Part No.	Description	No. Used
1	92-2041	V-Belt	1
2	92-5112	Bolt-HFH	4
3	92-2040	Pulley	1
4	92-2142	Bolt/washer	3
5	92-2060	Asm-Water Pump (Incl. Ref.#6)	1
6	92-1989	Gasket	1
7	92-1950	Gasket	1
8	92-2039	Kit-Thermostat (Incl. Ref.#7)	1
9	92-5160	Valve-Thermostat	1
10	92-5161	Gasket	1

Ref. No.	Part No.	Description	No. Used
11	92-1933	Gauge-Water Temperature	1
12	54-1400	Clip	4
13	92-1924	Hose-Water By-Pass	1
14	92-2009	Hose-By-Pass	1
15	92-2024	Pipe-Water	1
16	92-2132	Bolt	1
17	92-1908	O-Ring	1
18	92-2008	Cover	1
19	92-2138	Bolt	2
20	42-9400	Bolt	2
21	92-2155	Gasket-Water Inlet	1

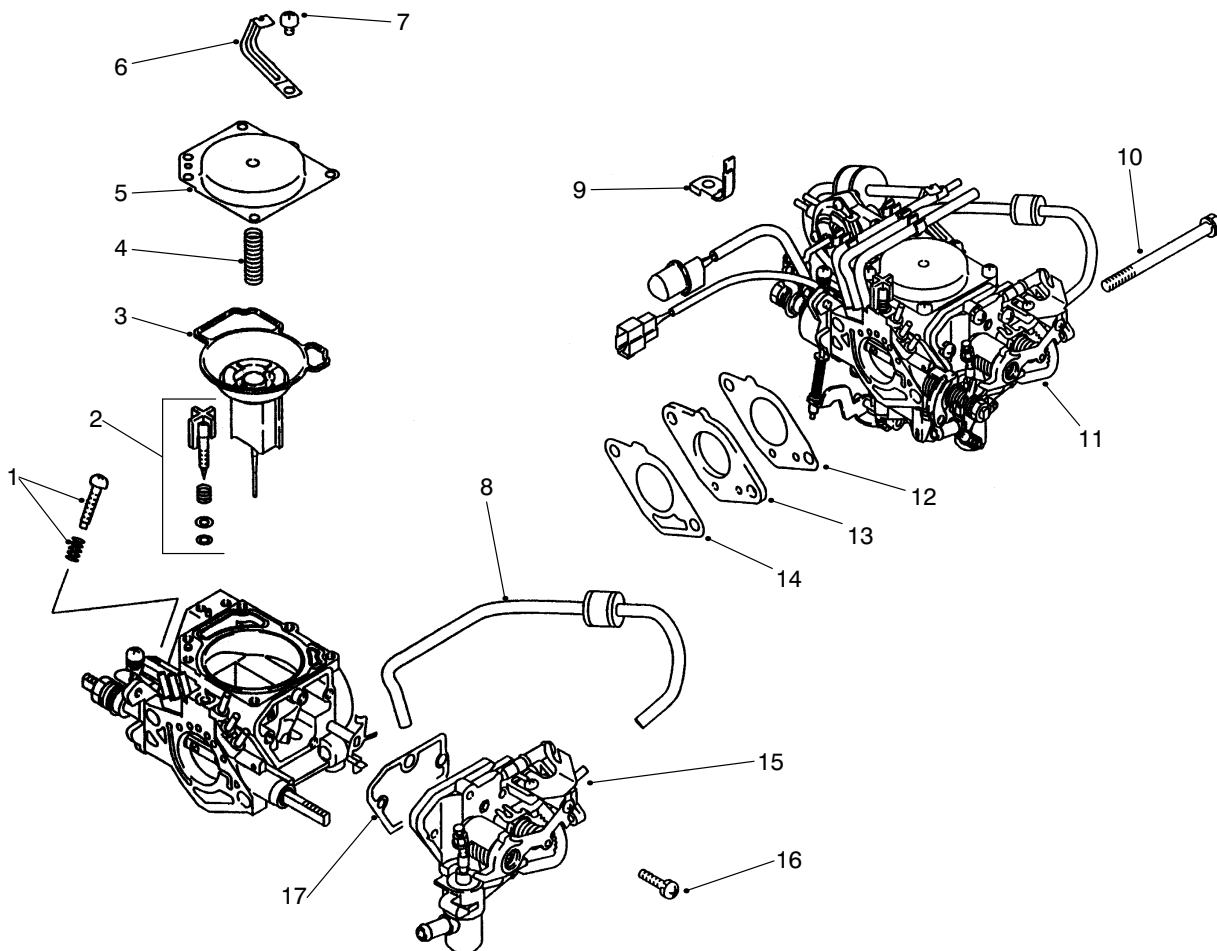


T-1640-1

## EXHAUST & INTAKE MANIFOLD ASHFH

Ref. No.	Part No.	Description	No. Used
1	92-2138	Bolt	3
2	92-2157	Outlet-Water	1
3	92-2141	Bolt	2
4	92-2139	Bolt	1
5	67-4670	Nut	2
6	67-3260	Washer	2
7	92-1901	Clip	1
8	92-1963	Mount-Engine	1
9	92-2054	Manifold-Intake (Incl. Ref.#22, 23, 25 & 26)	1
10	92-1993	Gasket-Intake	1
11	92-5164	Asm-Hose	1
12	92-5165	Clip	1
13	92-5166	Bolt	2
14	94-5294	Valve-EGR	1

Ref. No.	Part No.	Description	No. Used
15	92-5163	Gasket-EGR Valve	1
16	92-1906	Asm-Valve	1
17	92-2036	Cover-Exhaust Manifold	1
18	92-2044	Gasket-Exhaust Ring	1
19	92-2023	Manifold-Exhaust	1
20	48-8030	Washer	6
21	48-7930	Nut	6
22	67-2390	Plug-Taper	1
23	92-1912	Pipe-Manifold	1
24	92-5162	Plug-Inlet	2
25	92-1917	Nipple	1
26	92-1951	Nipple	1
27	92-2002	Cap Inlet	1
28	92-2140	Bolt	1
29	92-2151	Cap-Plug	1

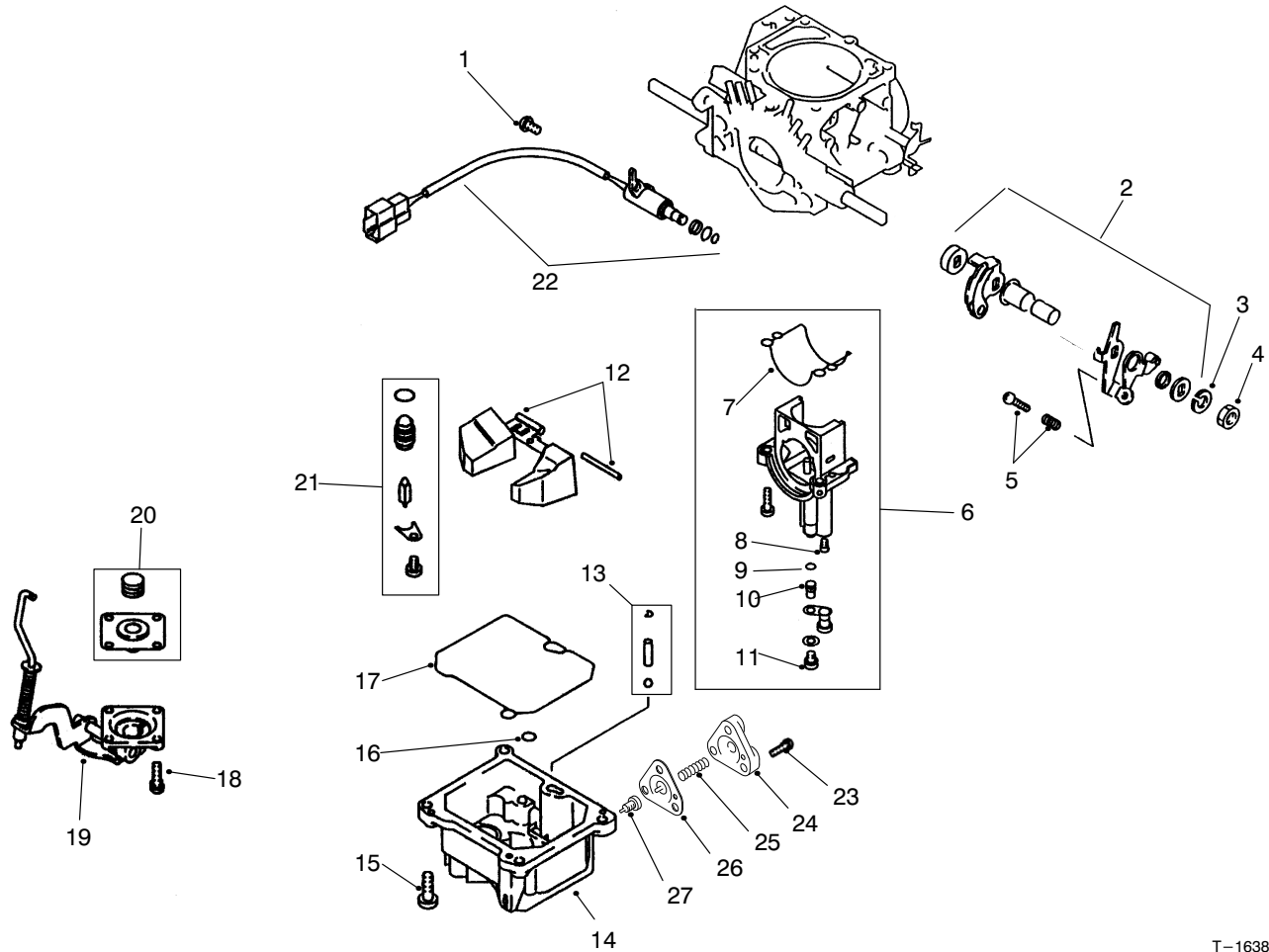


T-1637-1

## CARBURETOR INSTALLATION ASM

Ref. No.	Part No.	Description	No. Used	Ref. No.	Part No.	Description	No. Used
1	92-5136	Kit-Adjusting Screw	1	10	92-5157	Bolt	2
†2		Kit-Mixing Screw	1	11	94-5288	Carburetor	1
3	92-5142	Valve-Carburetor Piston	1	12	92-2038	Kit-Gasket	1
4	92-5137	Spring	1	13	92-5128	Insulator-Carburetor	1
5	92-5126	Cover-Carburetor Top	1	14	92-2037	Kit-Gasket	1
6	92-5156	Clamp-Carburetor INR	1	15	92-5124	Body-Choke, Auto	1
7	92-5145	Screw	6	16	92-5149	Screw	1
8	92-5134	Orifice-Choke	1	17	92-5143	Gasket-Choke, Auto	1
9	92-5155	Clamp-Carburetor	1				

† Item must be serviced by a Mitsubishi Authorized Toro Dealer/Distributor



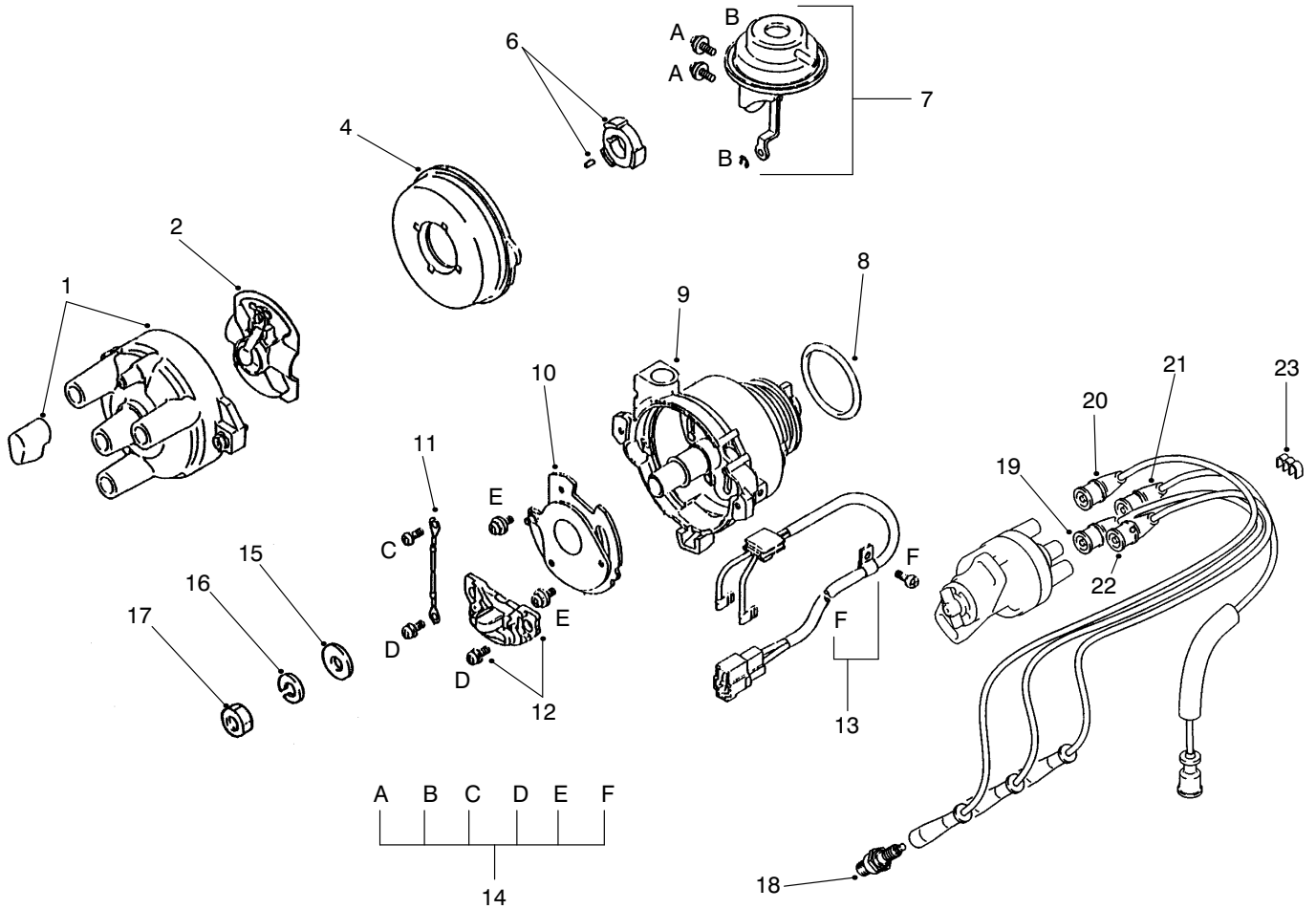
T-1638-1

## CARBURETOR ASM

Ref. No.	Part No.	Description	No. Used
1	92-5148	Screw	1
2	92-5133	Kit-Lever, Throttle	1
3	67-3260	Washer	1
4	92-5154	Nut-Carburetor, INR	1
5	92-5135	Kit-Screw Adjusting, Idle	1
†6		Kit-Holder, Main Jet (Incl. Ref.#7-11)	1
†7		O-Ring	1
†8		Jet-Pilot	1
†9		O-Ring	1
†10		Jet-Main	1
†11		Jet-Power	1
12	92-5127	Kit-Float & Pin	1
13	92-5125	Kit-Check Valve	1

Ref. No.	Part No.	Description	No. Used
14	94-5293	Asm-Float Chamber Cover (Incl. Ref. #23-27)	1
15	92-5147	Screw	4
16	92-5151	O-Ring	1
17	92-5153	O-Ring	1
18	92-5146	Screw	4
19	92-2110	Cover-Acc. Pump	1
20	92-2154	Kit-Diaphragm	1
21	92-5140	Kit-Needle Valve	1
22	92-5141	Valve-Fuel Cut-Off	1
23		Screw	1
24		Cover-Diaphragm	1
25		Spring-Diaphragm	1
26		Diaphragm-Power Beyond	1
27		Jet-Power Beyond	1

† Item must be serviced by a Mitsubishi Authorized Toro Dealer/Distributor



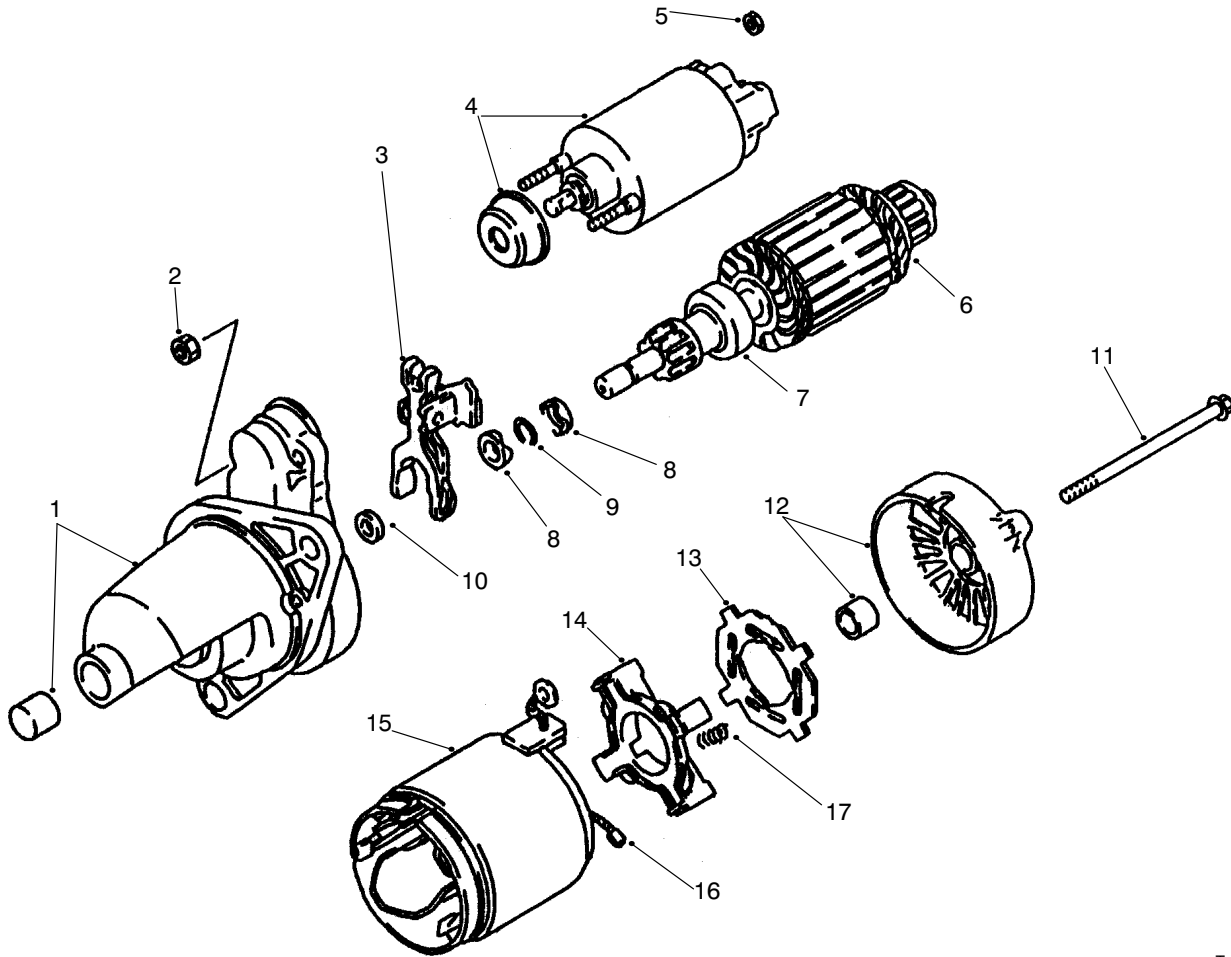
T-1643-1

## DISTRIBUTOR ASM

Ref. No.	Part No.	Description	No. Used
1	92-2114	Asm-Cap	1
2	92-2113	Rotor	1
4	98-2953	Cover	1
6	92-2116	Asm-Signal Rotor	1
7	92-2117	Chamber-Vacuum	1
8	92-2109	O-Ring	1
9	92-2122	Housing	1
10	92-2118	Plate	1
11	92-2119	Wire-Lead	1
12	92-2108	Igniter Set	1
13	92-2121	Asm-Wire, Lead	1
14	92-2115	Screw Set	1
15	92-2146	Washer	1

Ref. No.	Part No.	Description	No. Used
16	67-3260	Washer	1
17	67-4670	Nut	1
18	92-2153	Plug-Spark (NGK BPR4ES)	3
19	94-5233	Wire-Spark Plug, #2	1
20	94-5232	Wire-Spark Plug, #1	1
21	92-2028	Wire-High Tension	1
22	94-5234	Wire-Spark Plug, #3	1
23	92-5172	Clamp	1
*	92-2043	Asm-Distributor (Incl. Ref.#1-14)	1
*	92-2125	Asm-Spark Plug Wire Set (Incl. Ref.#19-22)	1

\*Not Illustrated



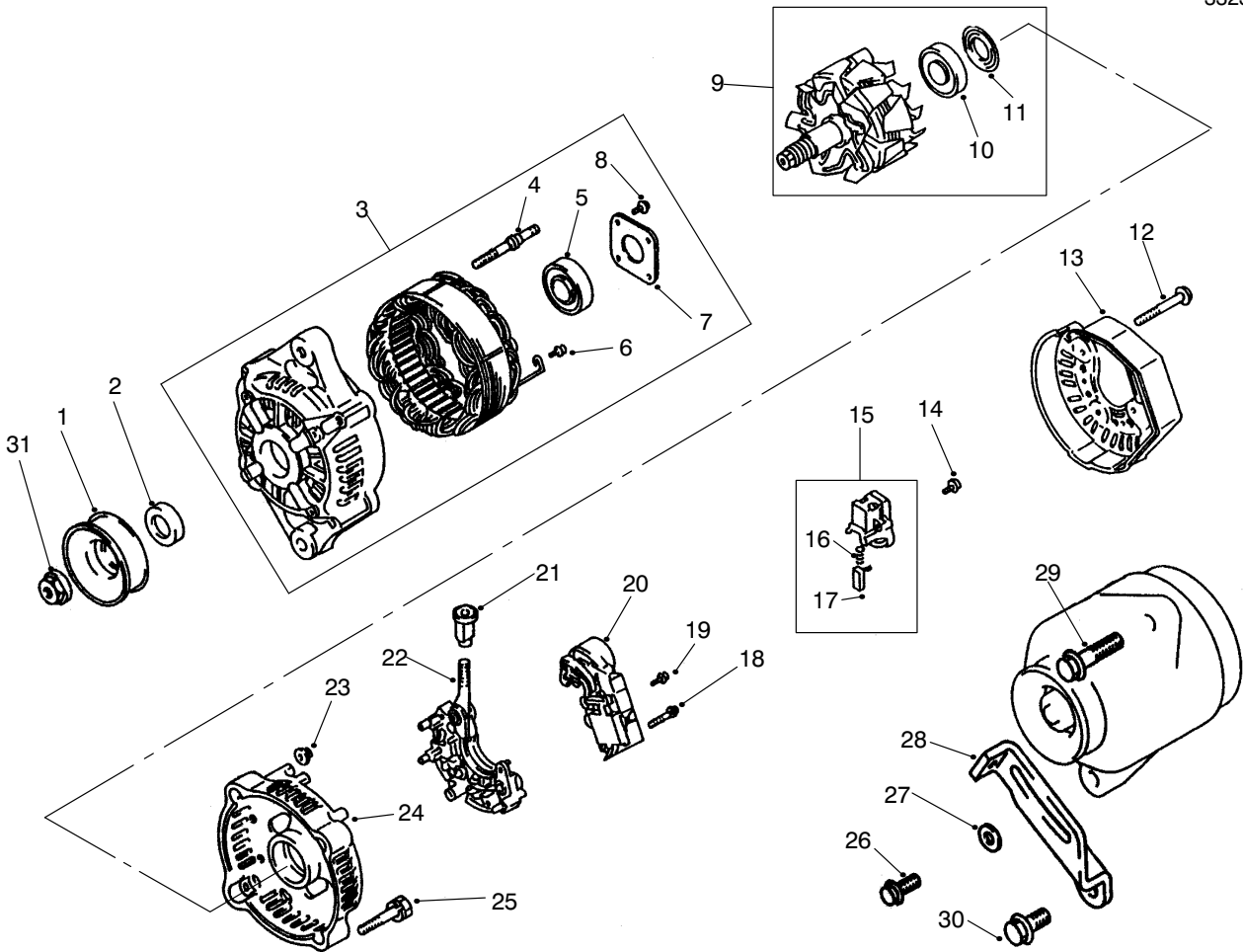
T-1641-1

### STARTER ASM

Ref. No.	Part No.	Description	No. Used
1	92-5167	Bracket-Front	1
2	92-2106	Nut	2
3	92-2102	Lever-Clutch	1
4	92-2095	Kit-Switch	1
5	92-2107	Nut	1
6	92-2093	Armature	1
7	92-2094	Clutch	1
8	92-2097	Nut	2
9	92-2096	Ring-Snap	1
10	92-2098	Washer	1

Ref. No.	Part No.	Description	No. Used
11	92-2099	Bolt	2
12	92-5168	Bracket-Rear	1
13	92-2092	Insulator	1
14	92-2091	Asm-Holder	1
15	92-2088	Yoke (Incl. Ref.#16)	1
16	92-2089	Brush	4
17	92-2090	Spring	4
*	92-2055	Asm-Starter (Incl. Ref.#1-17)	1

\*Not Illustrated



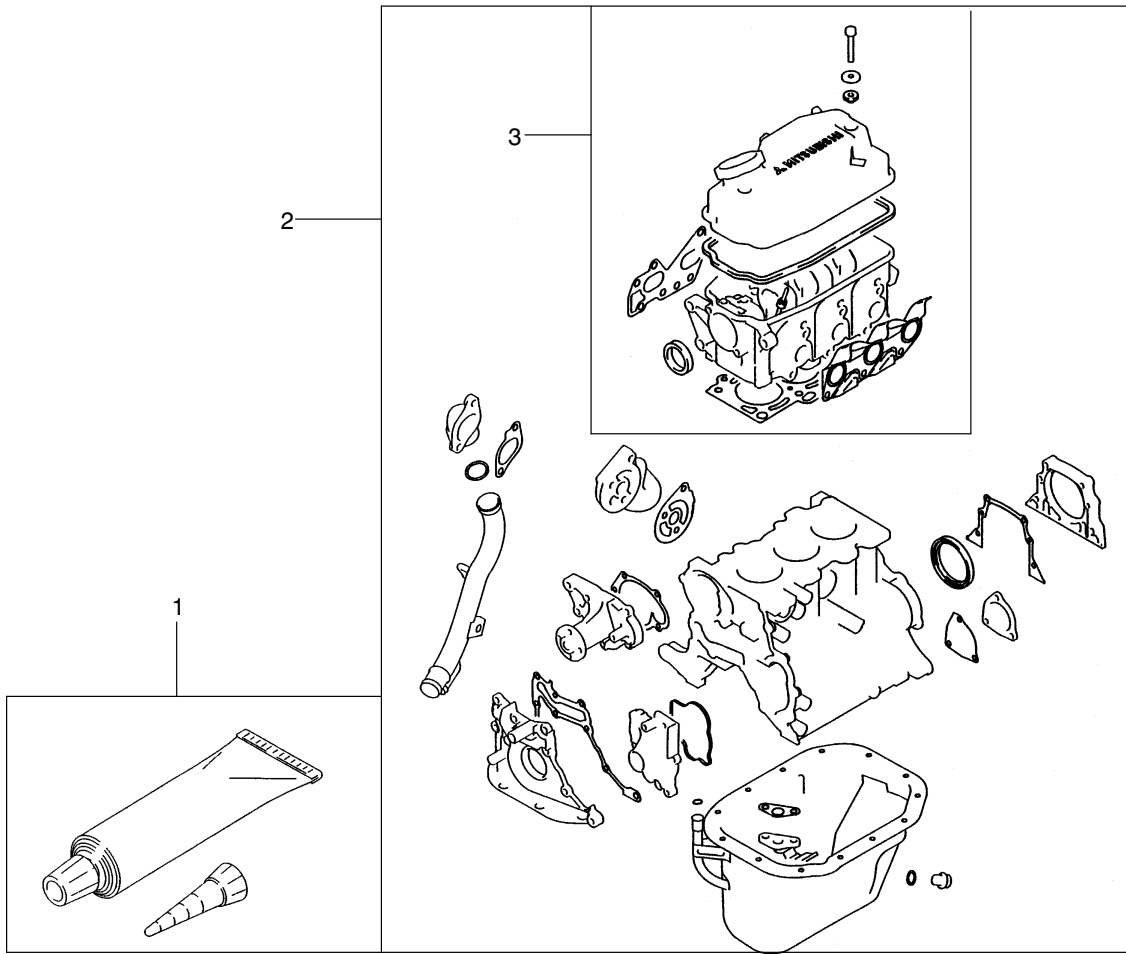
T-1642-1

## ALTERNATOR ASM

Ref. No.	Part No.	Description	No. Used
1	92-5169	Pulley	1
2	92-2079	Collar	1
3	92-2103	Asm-Bracket, Front (Incl. Ref.#4-8)	1
4	92-2078	Bolt	2
5	92-2065	Bearing	1
6	92-2085	Screw W/washer	6
7	92-2076	Plate	1
8	92-2077	Screw	4
9	92-2075	Asm-Rotor (Incl. Ref.#10-11)	1
10	92-2070	Bearing	1
11	92-2069	Cover-Bearing	1
12	92-2087	Bolt W/washer	3
13	92-2081	Cover-End	1
14	92-2085	Screw W/washer	6
15	92-2073	Asm-Holder (Incl. Ref.#16-17)	1

Ref. No.	Part No.	Description	No. Used
16	92-2067	Spring-Brush	2
17	92-2068	Brush	2
18	92-2071	Screw	2
19	92-2086	Screw W/washer	1
20	92-2084	Regulator	1
21	92-2083	Bushing	1
22	92-2082	Rectifier	1
23	92-2066	Nut	2
24	92-2080	Frame-End	1
25	92-2100	Bolt	2
26	92-2133	Bolt-HFH	1
27	92-1984	Washer	1
28	92-2011	Brace	1
29	92-1932	Bolt	1
30	92-2134	Bolt-HFH	1
31	92-2156	Nut-Alternator	1
*	92-2025	Asm-Alternator (Incl. Ref.#1-25 & 31)	1

\*Not Illustrated



T-1629-1

## GASKET KIT

Ref. No.	Part No.	Description	No. Used
1	92-5100	Gasket-Liquid	1
2	92-2127	Kit-Overhaul Gasket	1

Ref. No.	Part No.	Description	No. Used
3	92-2126	Kit-Gasket, Upper	1



## PRODUCT CHANGES

In an effort to make improvements available to TORO owners as quickly as possible, minor changes are incorporated into Toro's products from time to time that do not become immediately shown in the Parts Catalog. If such a change has been made in your unit, which is not reflected in your manual, see your TORO Distributor or his Authorized TORO Service Dealer for information and part numbers.

## IDENTIFICATION AND ORDERING

### MODEL AND SERIAL NUMBERS

The Workman 3200 has two identification numbers; a model number and a serial number. The two numbers are stamped on a plate which is located on the main frame. In any correspondence concerning the Workman 3200, supply model and serial numbers to assure that correct information and replacement parts are obtained.

To order replacement parts from an Authorized TORO Service Dealer, supply the following information:

1. Model and serial number of the Workman 3200.
2. Part number, description, and the quantity of part(s) desired.

**NOTE:** Do not order by reference number if a parts catalog is being used; use the PART NUMBER.

## TABLE OF CONTENTS

Description	Page	Description	Page
Front Bumper & Hood Asm .....	1	Shift Fork Asm .....	42
Control Panel Asm .....	2-3	Differential Gear Asm .....	43
Electrical Schematic (Model 07200 & 07202) .....	4	Battery Mount Asm .....	44
Electrical Schematic (Model 07200TC) .....	5	Fuel Tank Asm .....	45
Steering Linkage Asm .....	6	Air Cleaner & Fuel Supply Asm .....	46
Steering Gear Asm No. 87-1500 .....	7-8	Air Cleaner Asm NO.95-5805 .....	47
Brake & Accelerator Pedal Asm .....	9	Lift Valve Linkage Asm .....	48
Master Brake Cylinder No. 94-3800 .....	10	Lift Valve & Cylinder Asm .....	49
Hydraulic Brake Line Routing Asm .....	11	Lift Cylinder No. 94-5203 .....	50
Hydraulic Schematic (Model 07200 & 07202) .....	12	Lift Control Valve Asm No. 43-1950 .....	51
Hydraulic Schematic (Model 07200TC) .....	13	Rear Fender & Tail Light Asm .....	52
Clutch Linkage Asm .....	14	Remote Hydraulics Control Lever & Linkage (Model 07200TC) .....	53
Seat Base Asm .....	15-16	Remote Hydraulics Plumbing Asm (Model 07200TC) .....	54-55
Seat Back Asm .....	17	Bed & Bed Side Asm (Standard Equipment on Model 07202 Only) ..	56
Hi-Lo Shift Levers Assemblies .....	18	Cylinder Block Asm .....	57
Differential Lock & Parking Brake Assemblies .....	19	Rocker Cover & Cylinder Head Asm .....	58
R.O.P.S. Asm .....	20	Covers & Oil Pan Asm .....	59
Front Suspension Asm .....	21	Piston & Crankshaft Asm .....	60
Front Suspension Control Arm Asm .....	22	Clutch & Clutch Release Asm .....	61
Front Wheel Asm .....	23	Camshaft & Valves Asm .....	62
Front Brake Asm .....	24	Balancer & Oil Pressure Switch & Engine Mount .....	63
Rear Frame Asm .....	25	Oil Pump & Filter Asm .....	64
Rear Axle Asm .....	26-27	Water Pump & Thermostat Asm .....	65
Rear Brake Asm .....	28	Exhaust & Intake Manifold Asm .....	66
Radiator & Hydraulic Pump Asm .....	29	Carburetor Installation Asm .....	67
Hydraulic Pump Asm No. 87-5700 .....	30	Carburetor Asm .....	68
Hydraulic Pump Drive Asm .....	31	Distributor Asm .....	69
Engine Frame Asm .....	32	Starter Asm .....	70
Engine Installation Asm .....	33-34	Alternator Asm .....	71
Governor Asm .....	35	Gasket Kit .....	72
Governor .....	36		
Transaxle Installation Asm .....	37-38		
Transaxle Case Asm .....	39		
Countershaft Asm .....	40		
Transaxle Gear Shafts Asm .....	41		

Japanese parts kit number 93-8951 contains all of the individual parts on the preceding pages designated as (Japan).





