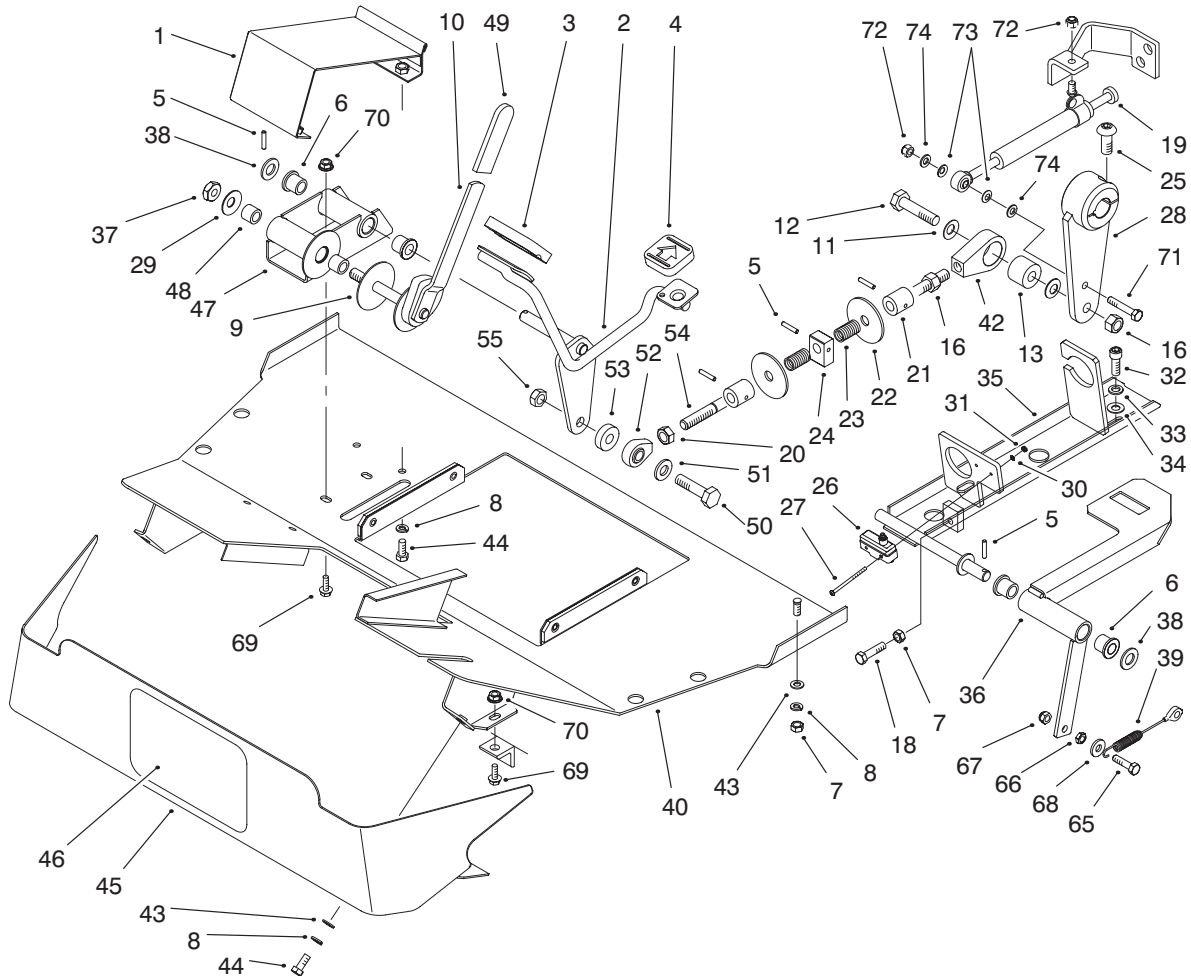




MODEL NO. 03706-90001 & UP
2 WD
MODEL NO. 03707-90001 & UP
4WD

**PARTS
CATALOG**

**REELMASTER® 4000D
TRACTION UNIT**

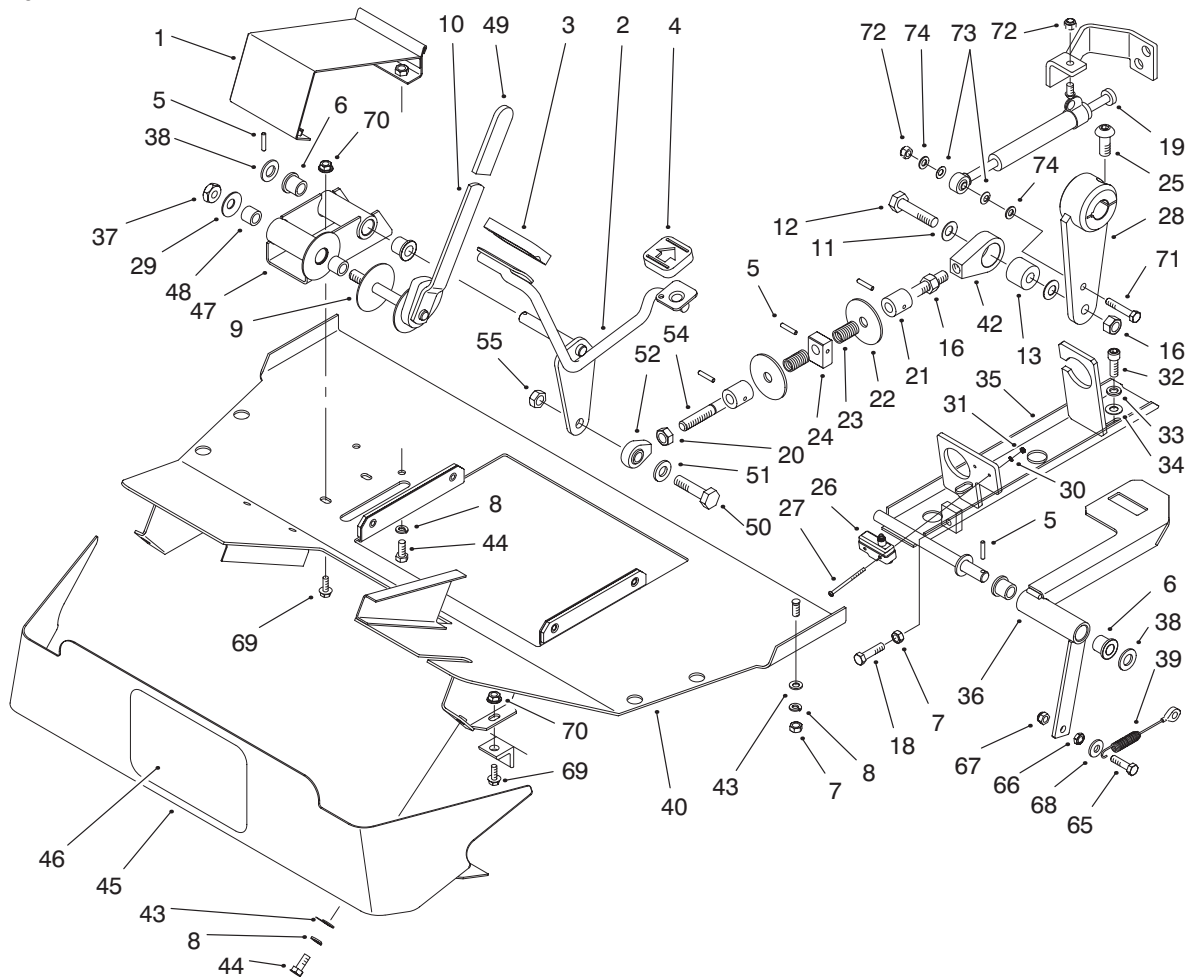


T-2838-5

FOOT REST & PEDAL ASSEMBLY

Ref. No.	Part No.	Description	No. Used
1	58-9580-03	Foot Rest	1
2	60-0640-01	Pedal-Traction	1
3	74-9100	Pad-Forward	1
4	74-9110	Pad-Reverse	1
5	60-2110	Pin-Roll	5
6	48-6790	Bushing-Flanged	4
7	33014-00	Nut-Hex.	5
8	42-9850	Washer-Lock	10
9	3-2858	Disc-Friction	1
10	60-1130	Lever	1
11	3290-483	Washer	3
12	325-9	Screw-HH	1
13	47-7030	Bushing-Rubber	1
16	3217-9	Nut-Hex.	2
18	48-7740	Screw-HH	2
19	48-7100	Dampener	1

Ref. No.	Part No.	Description	No. Used
20	3219-5	Nut-Hex.	1
21	58-4310	Ring	2
22	58-5100	Washer	2
23	60-5700	Spring	2
24	58-9010	Block	1
25	3274-89	Screw-Socket Head	1
26	29-6163	Switch	2
27	3250-40	Screw-Slotted Pan Head	2
28	98-1209-03	Lever Pump	1
29	60-6990	Washer	1
30	3255-24	Washer-Lock	2
31	3217-29	Nut-Hex.	2
32	3274-7	Screw-Socket Head	2
33	3253-5	Washer-Lock	2
34	3256-24	Washer-Flat	2
35	60-0730-01	Bracket-Lock, Neutral	1

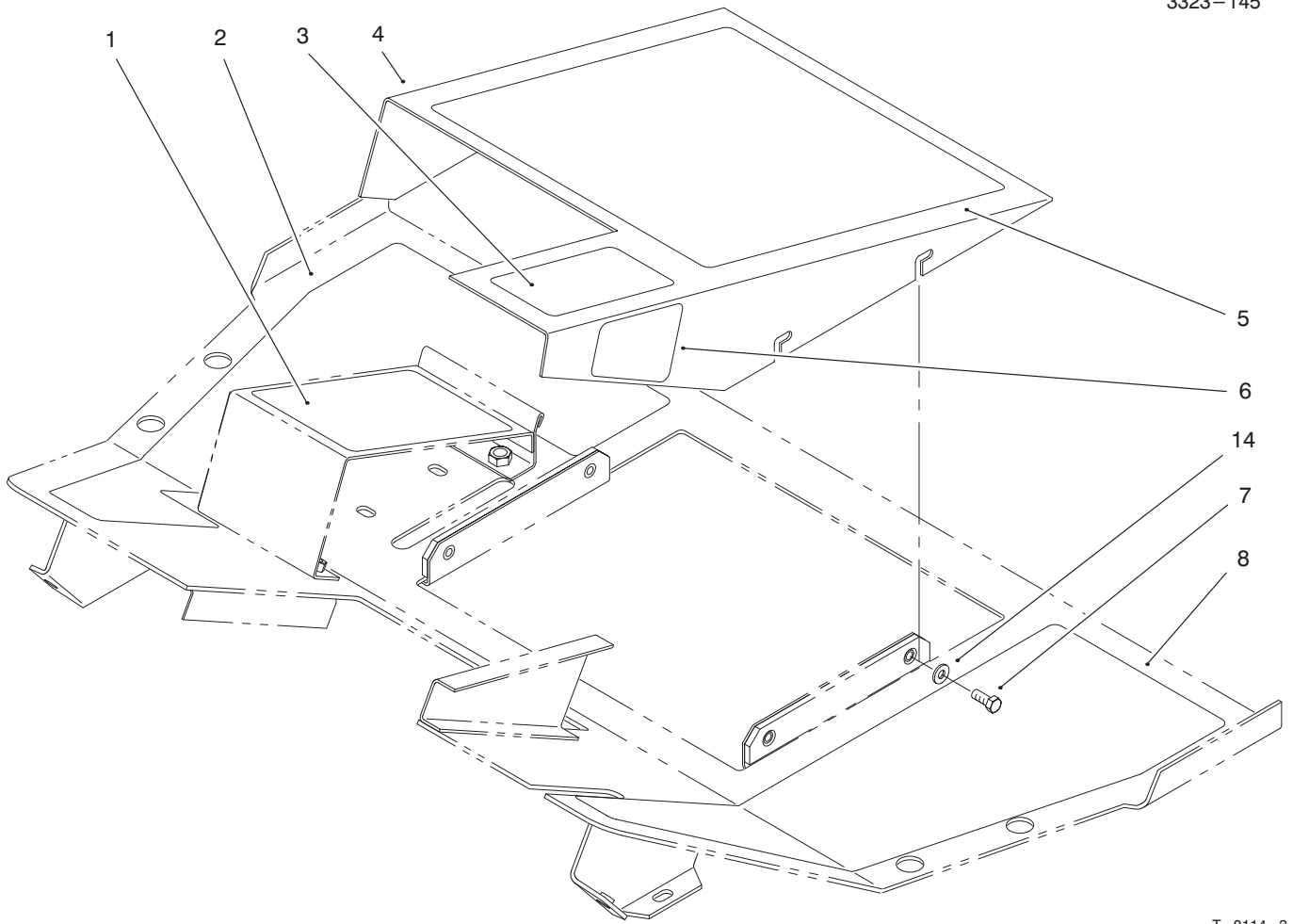


T-2838-5

FOOT REST & PEDALS ASSEMBLY (Continued)

Ref. No.	Part No.	Description	No. Used
36	92-9228-03	Lever-Neutral Lock	1
37	3296-19	Nut-Lock	1
38	60-6740	Washer	3
39	92-9221	Cable-Spring	1
40	92-4730-03	Plate-Floor	1
42	60-0760	Clevis	1
43	33094-00	Washer	8
44	66-3160	Screw	7
45	58-0400-01	Shroud-Front	1
46	62-7400	Decal-Toro	1
47	60-0600-03	Bracket	1
48	60-1110	Bushing	2
49	3-7877	Grip	1
50	325-7	Screw-HH	1

Ref. No.	Part No.	Description	No. Used
51	3256-26	Washer-Flat	1
52	2411-44	Rod End-Ball Joint	1
54	76-3430	Rod	1
55	3296-25	Nut-Lock	1
65	322-6	Screw-HH	1
66	3218-2	Nut-Jam	1
67	3296-29	Nut-Lock	1
68	3256-3	Washer-Flat	1
69	3234-5	Screw-HFH	4
70	32128-20	Nut-HFH	4
71	33114-045	Screw-HH	1
72	33024-00	Nut-Hex.	2
73	3290-482	Washer-Spring	2
74	33094-00	Washer-Flat	2



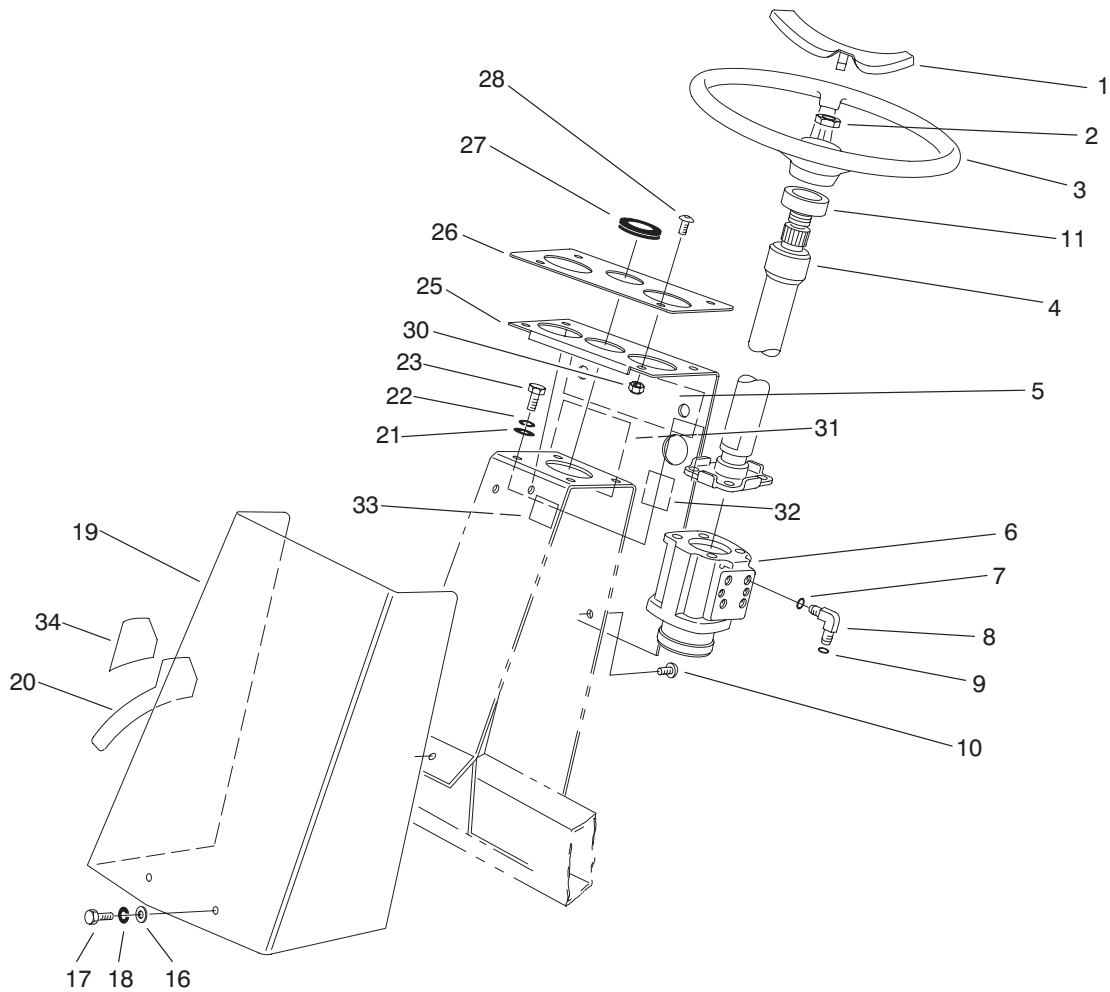
T-0114-3

FOOT PADS

Ref. No.	Part No.	Description	No. Used
1	59-7280	Foot Pad-Traction	1
2	58-6510	Foot Pad-RH	1
3	62-6440	Foot Pad	1
4	58-7390-03	Asm-Foot Rest	1
5	58-6630	Foot Pad-Center	1

Ref. No.	Part No.	Description	No. Used
6	93-9409	Decal-Latch	1
7	48-7620	Screw	3
8	58-6620	Foot Pad-LH	1
14	3256-16	Washer-Flat	3

† Obtain Locally.

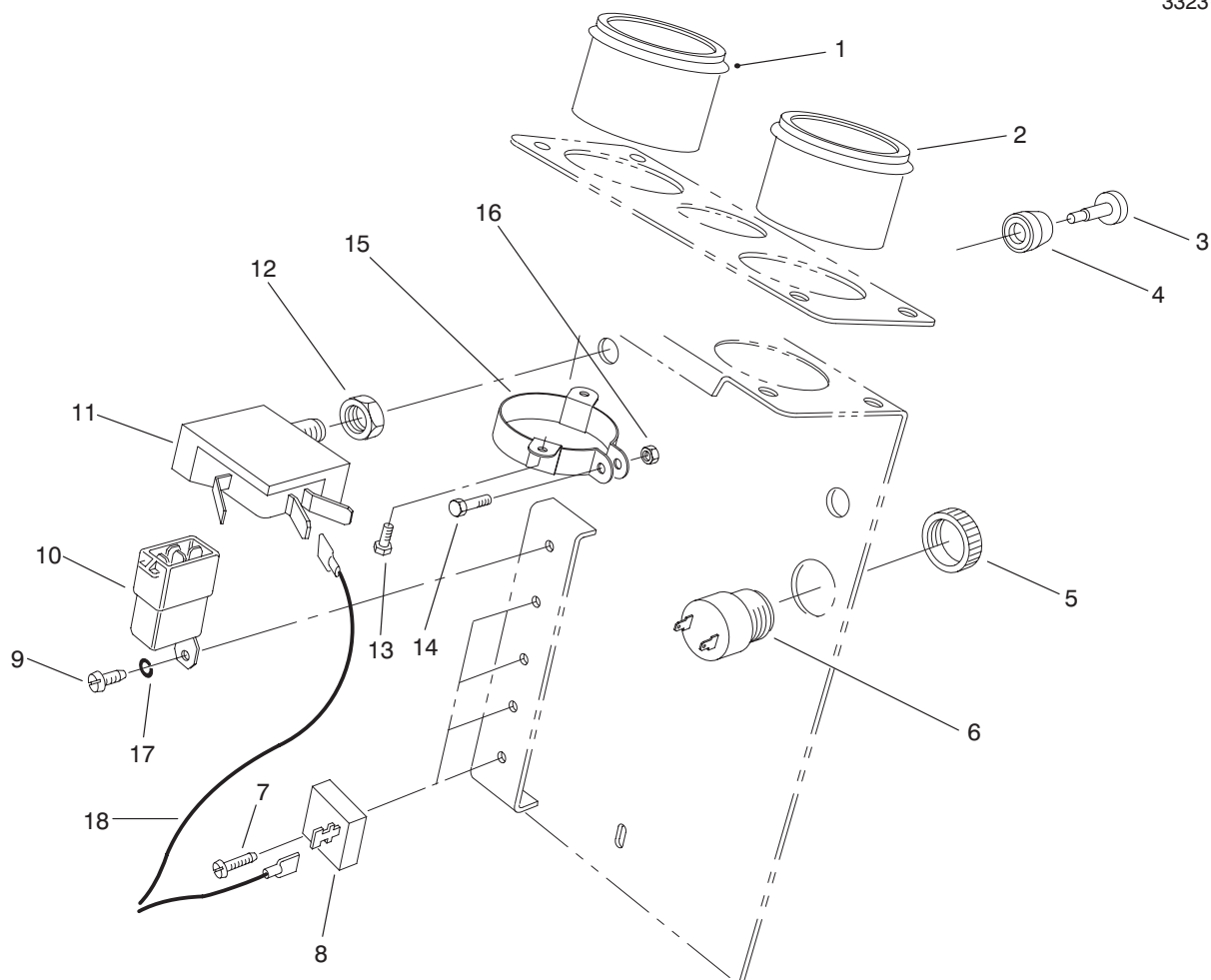


T-2843-1

STEERING TOWER ASSEMBLY

Ref. No.	Part No.	Description	No. Used
1	88-3870	Cover-Steering	1
2	94-9952	Nut-Hex.	1
3	94-3500	Wheel-Steering (Incl. Ref. #1)	1
4	98-3808	Column-Steering	1
5	93-9399	Decal-Noise	1
6	92-9220	Valve-Steering	1
7	237-79	O-Ring	4
8	340-18	Fitting (Incl. Ref. #7 & 9)	4
9	237-22	O-Ring	4
10	60-3260	Screw	1
11	21-9260	Cover-Dust	1
16	33093-00	Washer	2
17	33113-012	Screw-HH	2

Ref. No.	Part No.	Description	No. Used
18	43-5930	Washer-Lock	2
19	58-0500-01	Cover	1
20	93-9397	Decal-Ground Speed	1
21	3256-24	Washer-Flat	4
22	3253-5	Washer-Lock	4
23	323-8	Screw-HH	4
25	82-9310-03	Panel-Display	1
26	82-5890	Panel-Display	1
27	60-0790	Grommet	1
28	3274-31	Screw-Hex. Button Hd.	4
30	3296-42	Nut-Lock	4
31	92-5524	Decal-Noise Rating, 90	1
32	63-9920	Decal-EEC 105	1
33	93-7252	Decal-CE Mark	1
34	93-9427	Decal-5 Blade Clip	1



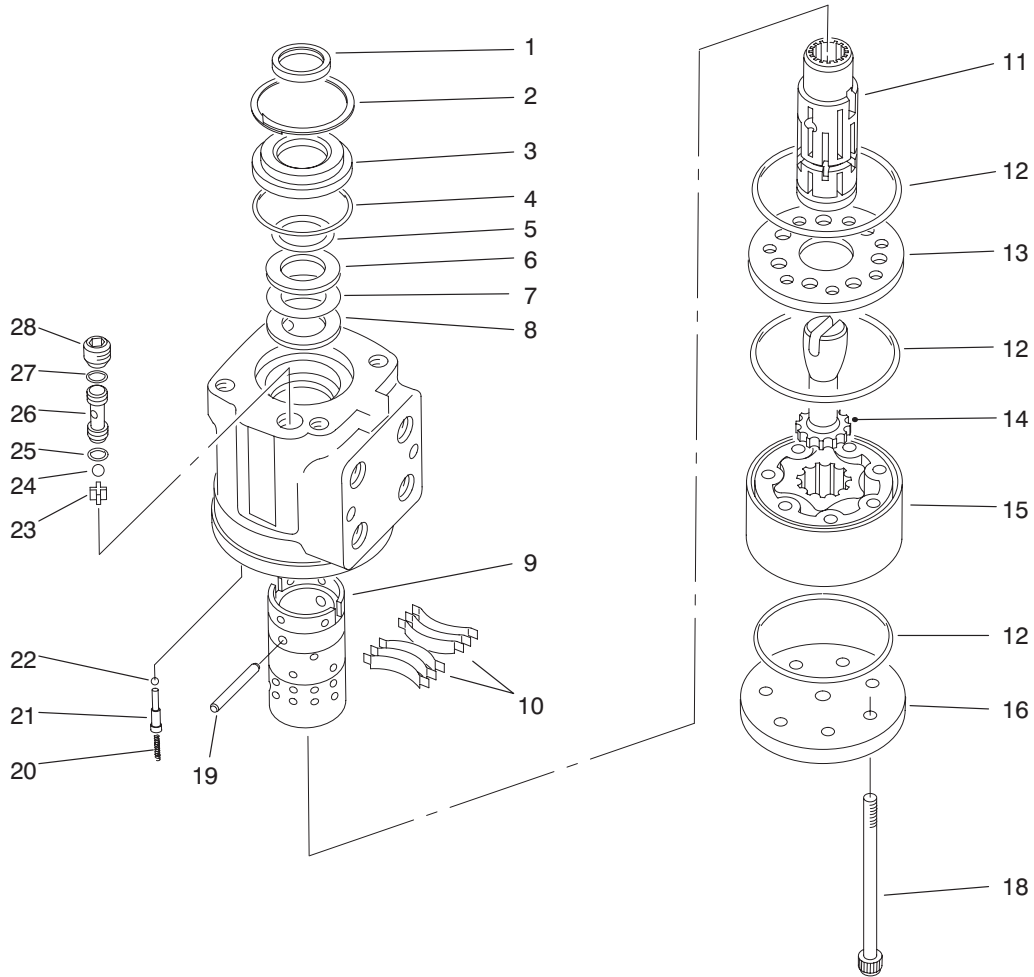
T-0122-2

STEERING TOWER ELECTRICAL ASSEMBLY

Ref. No.	Part No.	Description	No. Used	Ref. No.	Part No.	Description	No. Used
1	93-1434	Cluster-Warning Lights	1	12	218-498	Nut-Hex.	2
2	93-1435	Cluster-Warning Lights	1	13	32144-19	Screw-HH	4
3	43-6280	Button-Push	2	14	32105-12	Screw-HH	2
4	43-6420	Bezel-Locking	2	15	69-4780	Clamp-Gauge	2
†5		Nut	1	16	3296-2	Nut-Lock	2
6	80-9330	Alarm-Audio (Incl. Ref. #5)	1	17	3253-2	Washer-Lock	1
7	3251-4	Screw-Pan Hd.	4	18	98-3819	Harness-Wire Light Cluster	1
8	37-7600	Rectifier	4	*	82-9230	Harness-Wire Indicator Lamps	1
9	3251-1	Screw-Pan Hd.	1	*	219-17	Bulb-Warning Light	8
10	70-1480	Relay	1				
11	94-8288	Switch (Incl. Ref #3, 4, &12)	2				

* Not Illustrated

† Not Serviceable Separately



T-1065

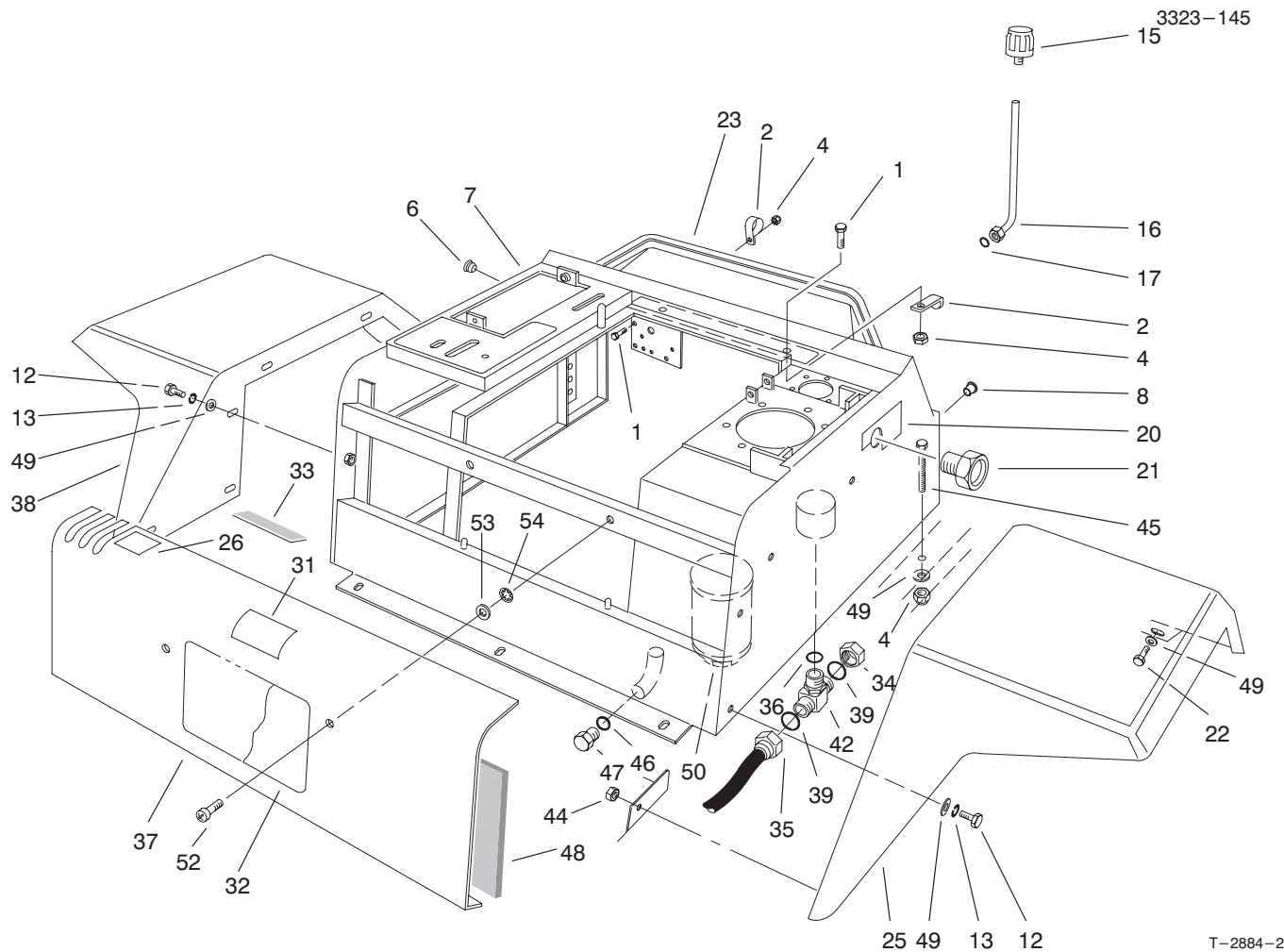
POWER STEERING VALVE ASSEMBLY NO. 92-9220

Ref. No.	Part No.	Description	No. Used
†1		Seal 1" I.D.	1
2	52-9230	Ring-Retaining	1
3	52-9240	Bushing-Seal Gland	1
†4		Seal 1.875 I.D.	1
†5		Seal-Quad Ring 1.062 I.D.	1
6	59-6730	Race-Bearing	2
7	59-6740	Bearing-Needle, Thrust	1
†8		Housing	1
†9		Sleeve-Control	1
10	59-6820	Kit-Centering Spring	1
†11		Spool-Control	1
†12		Seal	3
13	92-9732	Plate-Spacer	1
14	59-6860	Drive	1
15	59-6870	Gerotor	1
16	92-9730	Cap-End	1
18	92-9733	Screw-HH	7

Ref. No.	Part No.	Description	No. Used
19	59-6830	Kit-Pin, Centering	1
20	74-3090	Spring	2
21	92-9737	Plug-Retainer	2
22	74-3140	Ball-Check	2
23	52-9290	Retainer-Ball, Check	1
24	52-9280	Ball-Check	1
†25		Seal	1
26	52-9270	Seat-Check Ball	1
†27		Seal	1
28	52-9260	Screw-Set	1
*	52-9250	Kit-Bearing, Needle (Incl. Ref. #7 & 8)	1
*	92-9749	Kit-Seal (Incl. Ref. #1, 4, 5, 12, 25 & 27)	1
*	92-9747	Kit-End Cap (Incl. Ref. #13, 16, & 18)	1

*Not Illustrated

†Not Serviceable Separately

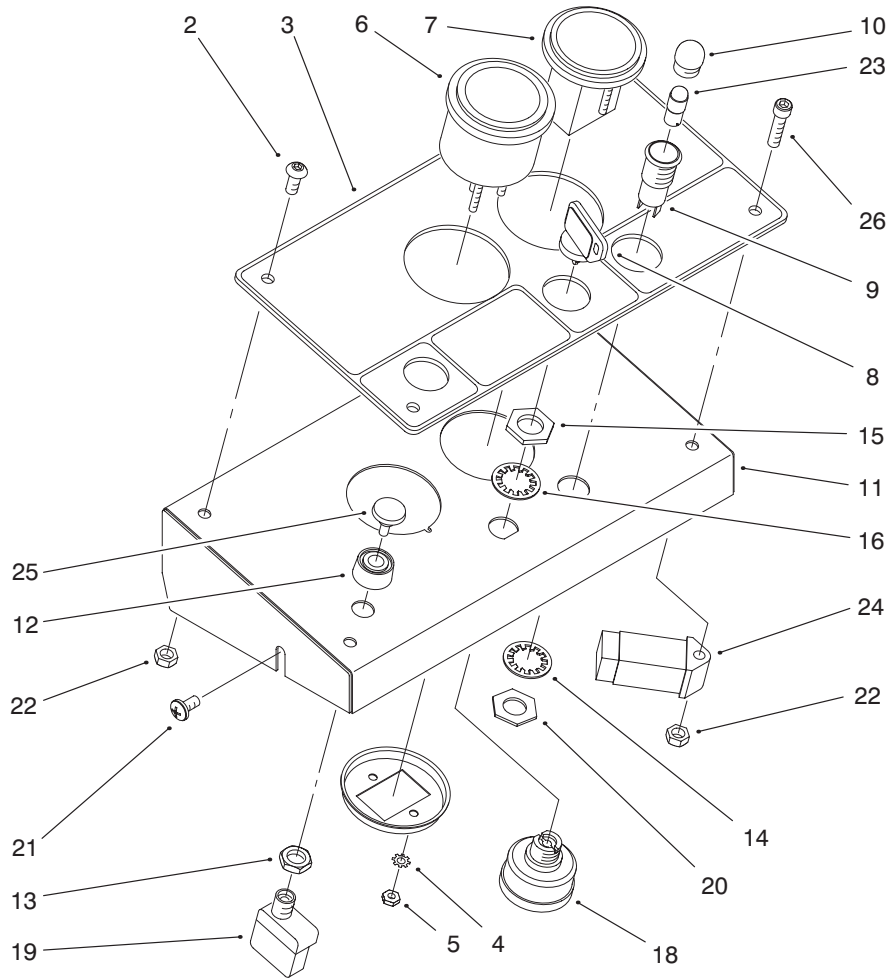


T-2884-2

FENDERS & CENTER CONSOLE ASSEMBLY

Ref. No.	Part No.	Description	No. Used
1	321-5	Screw-HH	2
2	2412-106	Clamp-R	2
4	3296-42	Nut-Lock	4
6	92-6059	Plug-Button	5
7	92-9273-03	Console-Center	1
8	32148-6	Insert-Threaded	4
12	33113-016	Screw	10
13	43-5930	Washer-Lock	10
15	68-6150	Breather	1
16	98-3844	Tube-Breather	1
17	237-65	O-Ring	1
20	93-9406	Decal-Hyd. Fill	1
21	58-5940	Sight Glass	1
22	48-6900	Screw-Self-Tap	4
23	92-5682	Seal	1
25	58-0980-01	Fender-LH	1
26	93-9407	Decal-Lift Lever	1
31	93-9425	Decal-Danger	1
32	93-9408	Decal-Warning	1
33	68-7840	Strip-Foam	1

Ref. No.	Part No.	Description	No. Used
34	340-117	Cap-Hydraulic	1
35	92-5694	Hose-Hydraulic	1
36	237-79	O-Ring	1
37	58-1750-03	Panel-Access	1
38	92-4746-01	Fender-RH	1
39	237-22	O-Ring	2
42	92-4799	Fitting-Hydraulic Tee (Incl. Ref. #36 & 39)	1
44	48-7890	Nut	2
45	321-24	Screw-HH	2
46	237-80	O-Ring	1
47	58-9160	Asm-Drain Plug (Incl. Ref. #46)	1
48	68-7810	Panel-Lining	1
49	3256-22	Washer-Flat	14
50	48-7120	Element-Suction	1
52	3250-36	Screw-Phil. Hd.	2
53	3256-3	Washer-Flat	2
54	32151-72	Ring-Retaining	2

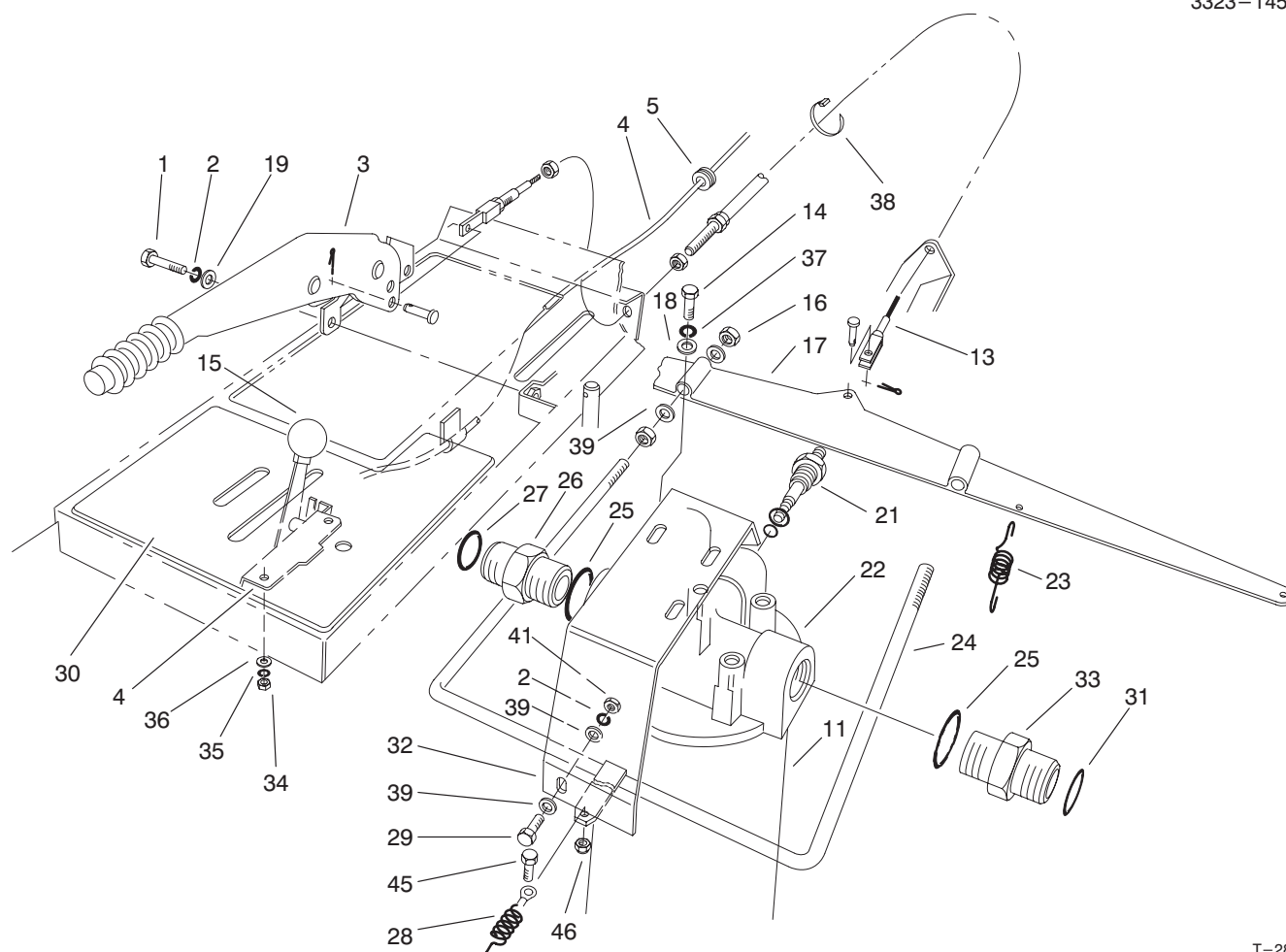


T-2858-3

INSTRUMENT PANEL

Ref. No.	Part No.	Description	No. Used
2	3274-31	Screw-Mach.	3
3	98-3830	Plate-Face, Instrument	1
4	3255-20	Washer-Lock	2
5	3217-25	Nut-Hex.	2
6	98-9339	Gauge-Fuel	1
7	66-2950	Hourmeter (Incl. Ref. #4 & 5)	1
8	63-8360	Key-Ignition	2
9	44-2210	Light-Warning (Incl. Ref. #10,14, 20 & 23)	1
10	218-533	Lens-Red	2
11	98-3829-03	Panel-Instrument	1
12	43-6420	Bezel	1
13	218-498	Nut-Hex.	1

Ref. No.	Part No.	Description	No. Used
14	218-536	Washer-Lock	1
15	218-461	Nut-Switch	1
16	3254-5	Washer-Lock	1
18	88-9830	Asm-Key Switch (Incl. Ref. #15 & 16)	1
19	72-9760	Switch-Override (Incl. Ref. #13)	1
20	218-535	Nut-Hex.	1
21	60-2170	Screw-Pan Hd.	2
22	3296-42	Nut-Lock	4
23	93-7480	Bulb-LED	1
24	98-7611	Controller-Glow	1
25	43-6280	Button-Push	1
26	3274-9	Screw-HSH	1

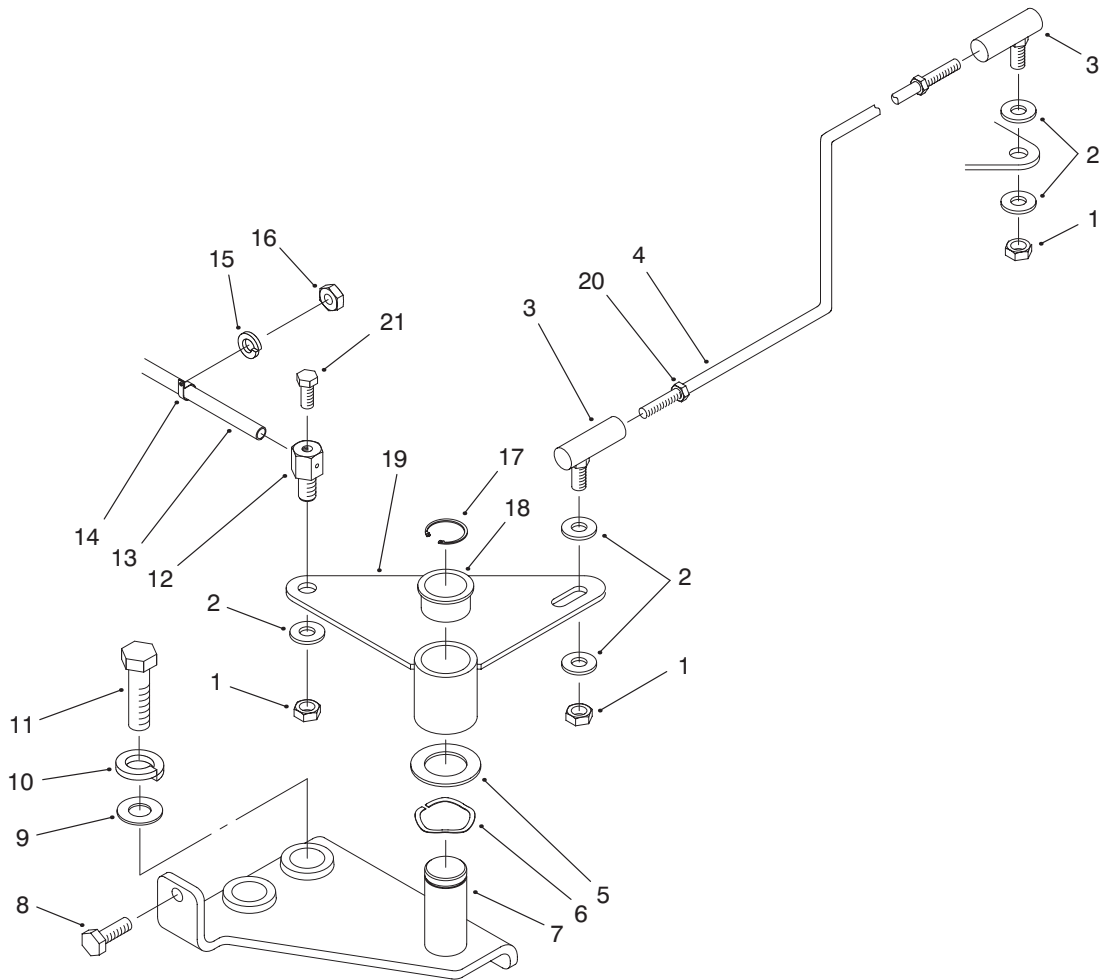


T-2886-1

PARKING BRAKE, THROTTLE & OIL FILTER ASSEMBLY

Ref. No.	Part No.	Description	No. Used	Ref. No.	Part No.	Description	No. Used
1	33114-016	Screw-HH	2	26	340-80	Adapter (Incl. Ref. #25 & 27)	1
2	48-9570	Washer-Lock	2	27	340-65	O-Ring	1
3	53-6070	Brake-Parking	1	28	92-9221	Cable-Spring	1
4	59-7240	Asm-Throttle (Incl. Ref. #15)	1	29	322-6	Screw-HH	2
5	60-2370	Grommet	1	30	93-9402	Panel-Side, Control	1
†11	86-6110	Asm-Element	1	31	340-64	O-Ring	1
13	92-9222	Cable-Brake	1	32	84-6470-03	Bracket-Filter	1
14	323-5	Screw-HH	3	33	340-10	Adapter (Incl. Ref. #25 & 31)	1
15	233-25	Knob	1	34	48-7880	Nut-Hex.	2
16	3217-6	Nut-Hex.	4	35	48-8000	Washer-Lock	2
17	58-2170-03	Bar	1	36	52-6430	Washer	2
18	3256-3	Washer-Flat	3	37	3253-5	Washer-Lock	3
19	33094-00	Washer	2	38	3290-378	Cable-Tie	1
21	86-6100	Switch-Filter Warning	1	39	3256-23	Washer-Flat	8
22	86-6090	Asm-Hydraulic Oil Filter (Incl. Ref. #11 & 21)	1	41	3217-6	Nut-Hex.	2
23	60-2140	Spring	2	45	11-9030	Bolt-Shoulder	1
24	92-9225	Asm-Yoke	1	46	3296-42	Nut-Lock	1
25	237-123	O-Ring	2				

† Do Not Substitute

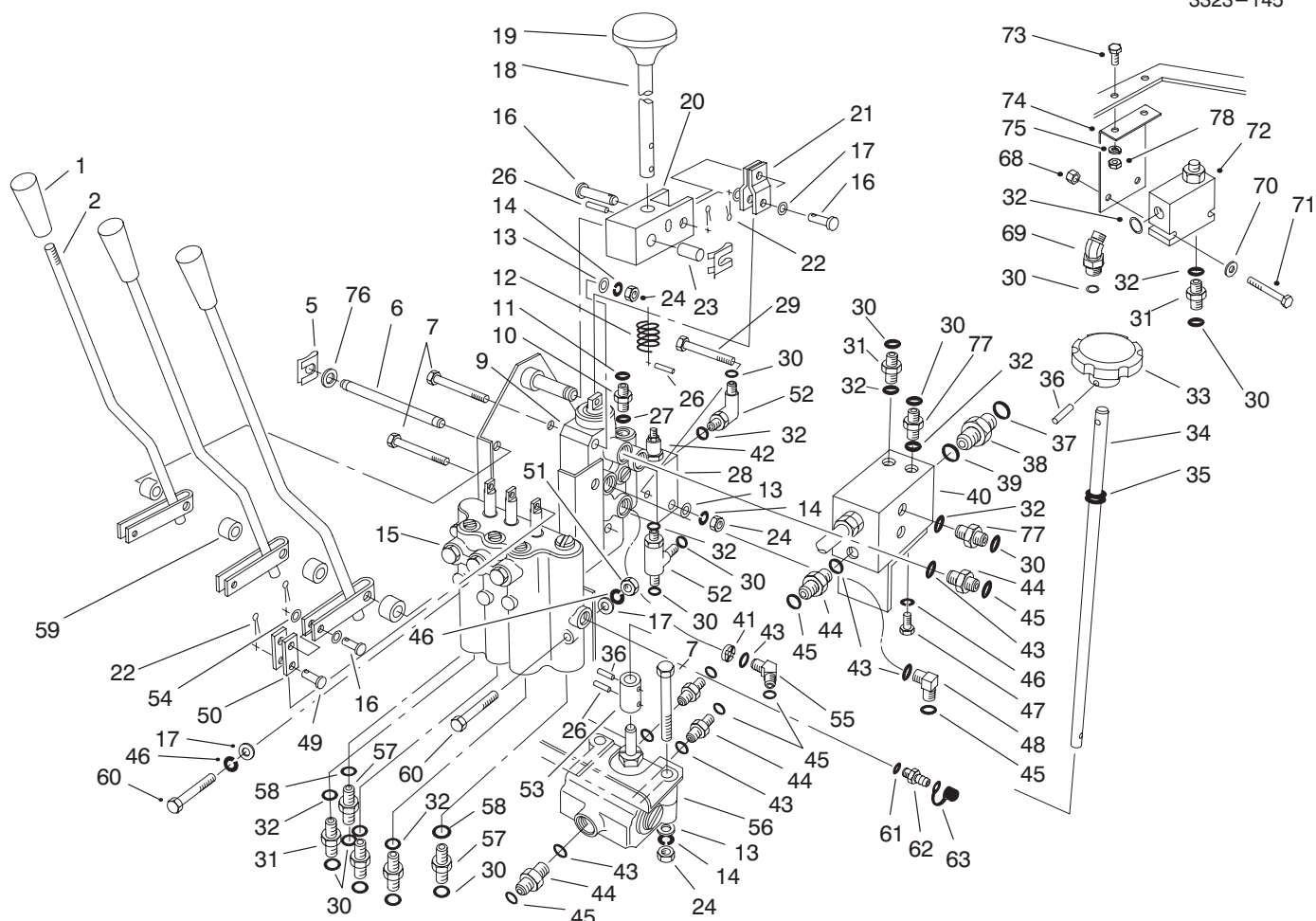


T-2887-2

THROTTLE CONTROL ASSEMBLY

Ref. No.	Part No.	Description	No. Used
1	3296-13	Nut-Lock	2
2	3256-22	Washer-Flat	5
3	98-3845	Joint-Ball, Rod End	2
4	98-1261	Rod-Throttle	1
5	67-9410	Washer-Flat	1
6	98-3846	Washer-Wave	1
7	98-1256-01	Plate-Welded	1
8	321-4	Screw-HH	1
9	3256-24	Washer-Flat	2
10	48-9590	Washer-Lock	2
11	56-2140	Bolt	2

Ref. No.	Part No.	Description	No. Used
12	93-0021	Swivel-Throttle Cable	1
13	59-7240	Asm-Throttle	1
14	2412-31	Clip-Cable	1
15	3253-3	Washer-Lock	1
16	3217-5	Nut-Hex.	1
17	936125	Ring-Retaining	1
18	256-252	Bearing-Oil Flanged	2
19	98-1257-01	Lever-Welded	1
20	3220-1	Nut-Hex.	2
21	25-8640	Screw	1

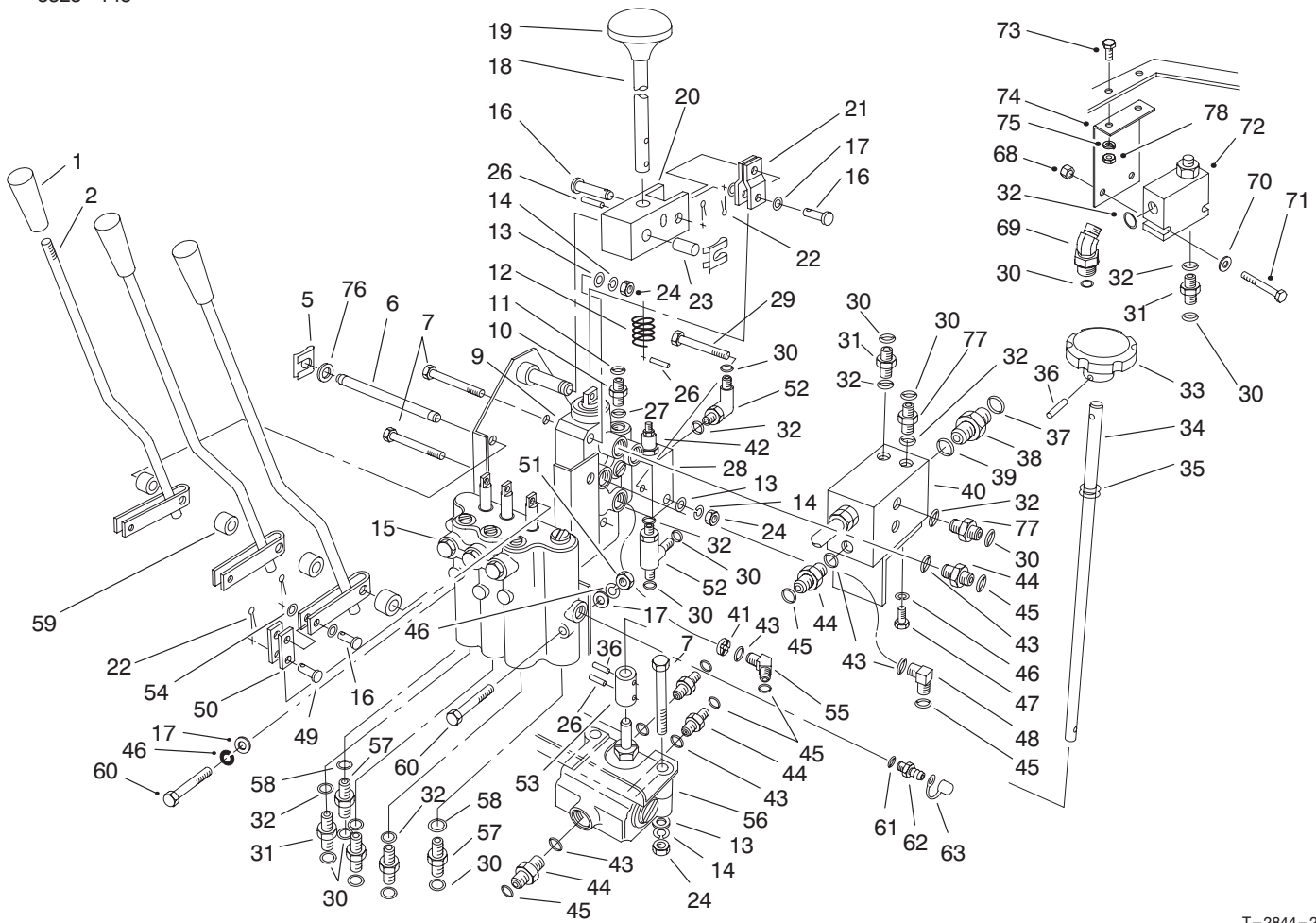


T-2844-2

VALVE CONTROLS ASSEMBLY

Ref. No.	Part No.	Description	No. Used	Ref. No.	Part No.	Description	No. Used
1	233-39	Knob	3	30	237-22	O-Ring	15
2	74-3190	Lever-Lift	3	31	340-2	Fitting (Incl. Ref. #30 & 32)	5
5	60-5690	Clip-Safety	3	32	237-42	O-Ring	11
6	58-1520	Pin-Pivot	1	33	59-7130	Knob	1
7	322-12	Screw-HH	4	34	58-1510	Shaft	1
9	63-4800	Valve-Control	1	35	59-7910	Grommet	1
10	340-88	Fitting (Incl. Ref. #27 & 30)	1	36	60-2110	Pin-Spirol	2
12	58-7190	Spring	1	37	340-64	O-Ring	1
13	3256-23	Washer-Flat	5	38	340-80	Fitting (Incl. Ref. #37 & 39)	1
14	3253-4	Washer-Lock	5	39	237-123	O-Ring	1
15	93-1432	Valve-Lift Control	1	40	58-2150	Manifold	1
16	58-3830	Pin-Clevis	5	41	66-5410	Orifice	1
17	33093-00	Washer	4	†42		Cartridge-Pressure Relief	1
18	58-4450	Lever	1	43	237-80	O-Ring	9
19	233-10	Knob	1	44	340-7	Fitting (Incl. Ref. #43 & 45)	6
20	58-4460	Clevis	1	45	237-65	O-Ring	9
21	58-1570	Link	2	46	43-5930	Washer-Lock	4
22	3272-1	Pin-Cotter	8	47	33113-016	Screw	2
23	60-0550	Bushing	1	48	340-17	Fitting (Incl. Ref. #43 & 45)	2
24	3217-6	Nut-Hex.	5	49	58-3810	Pin-Clevis	3
26	32121-118	Pin-Roll	3	50	58-1560	Link	6
27	237-78	O-Ring	1	51	48-7890	Nut-Hex.	1
28	58-5520	Valve (Incl. Ref. #42)	1				
29	322-9	Screw-HH	1				

† Not Serviceable Separately



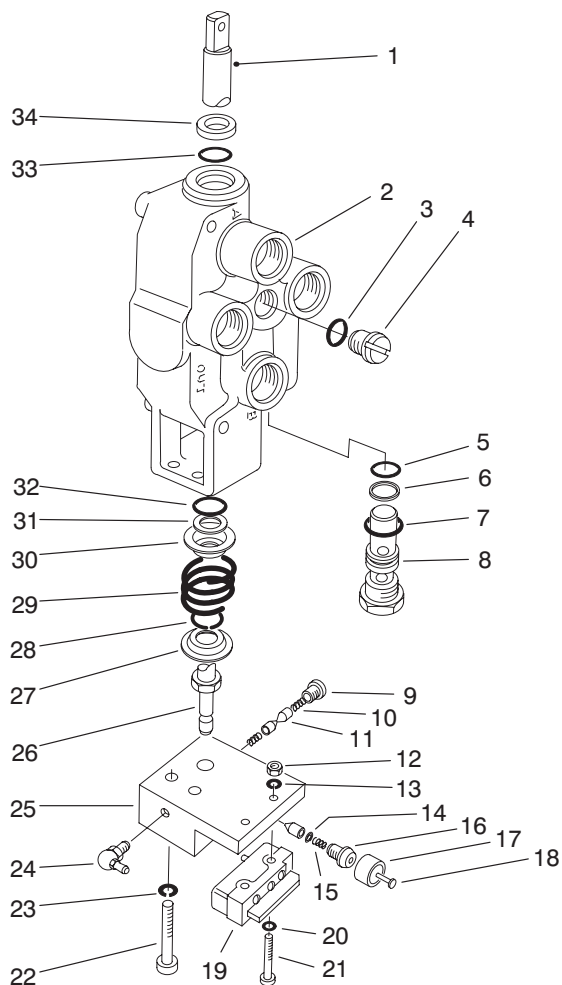
T-2844-2

VALVE CONTROLS ASSEMBLY (Continued)

Ref. No.	Part No.	Description	No. Used
52	340-86	Fitting-Hydraulic Tee (Incl. Ref. #30 & 32)	1
53	93-7768	Coupling 1000 RPM Reel Speed	1
*	58-1530	Coupling 1200 RPM Reel Speed	1
54	52-6430	Washer	6
55	66-5860	Adapter-45° (Incl. Ref. #43 & 45)	1
56	58-5490	Valve-Flow Control	1
57	340-3	Fitting (Incl. Ref. #30 & 58)	2
58	237-79	O-Ring	2
59	58-1540	Spacer	4
60	33113-050	Screw-HH	2
61	237-42	O-Ring	1
62	59-7410	Fitting-Diagnostic (Incl. Ref. #61)	1

Ref. No.	Part No.	Description	No. Used
63	353-947	Cap-Dust	1
68	3296-8	Nut-Lock	2
69	340-87	Elbow-45° (Incl. Ref. #30 & 32)	1
70	3256-22	Washer-Flat	2
71	321-11	Screw-HH	2
72	63-4700	Valve-Flow Regulator	1
73	321-3	Screw-HH	2
74	63-4690-01	Bracket-Valve	1
75	3253-3	Washer-Lock	2
76	3256-24	Washer-Flat	2
77	92-9258	Fitting-Check Valve (Incl. Ref. #30 & 32)	3
78	3217-5	Nut-Hex.	2
*	66-5590	Kit-Seal (For Item #72)	1
*	66-5580	Kit-Seal Repair (For Item #28)	1

* Not Illustrated



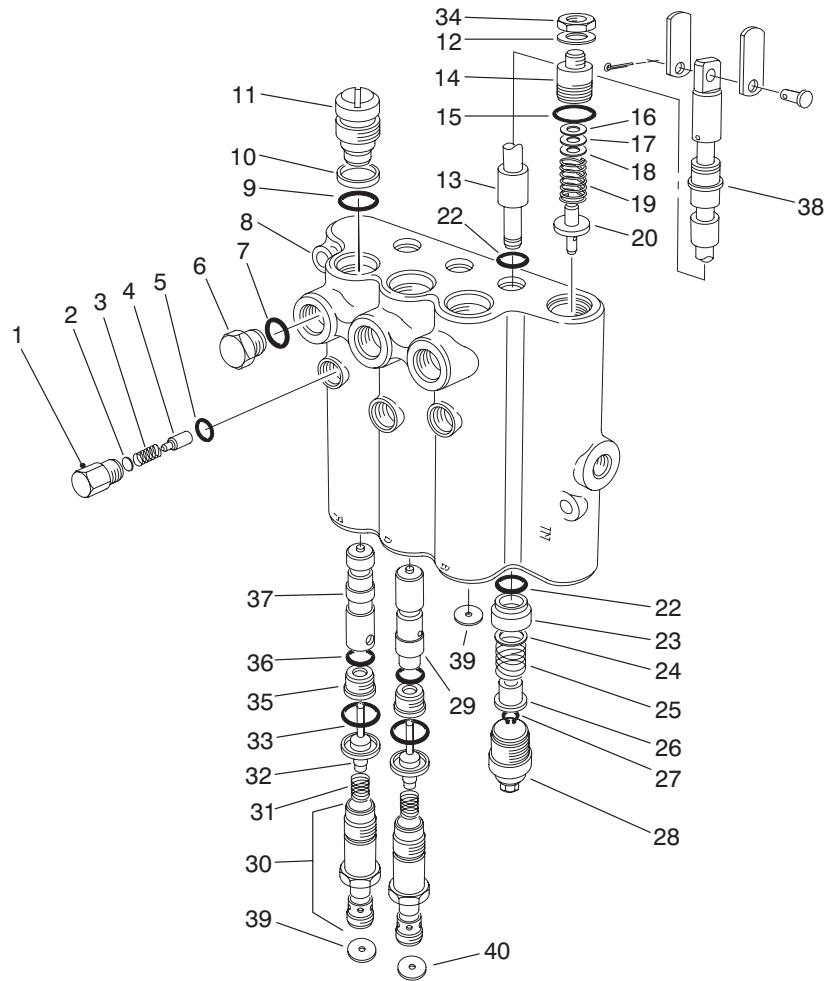
T-0123-2

REEL CONTROL VALVE ASSEMBLY NO. 63-4800

Ref. No.	Part No.	Description	No. Used	Ref. No.	Part No.	Description	No. Used
†1		Spool	1	19	60-4550	Switch-Micro	1
†2		Body	1	20	3256-13	Washer-Flat	2
3	59-8140	O-Ring	1	21	66-5430	Screw-Machine	2
4	59-8160	Plug (Incl. Ref. #3)	1	22	63-4830	Screw-HH	2
5	63-4440	O-Ring	1	23	59-8070	Washer-Lock	2
6	59-7860	Washer-Backup	1	24	302-66	Fitting-Grease	1
7	42-1260	O-Ring	1	25	63-4820	Detent-Block	1
8	63-4780	Valve-Relief (Incl. Ref. #5-7)	1	26	63-4840	Spool-Screw	1
9	59-8060	Plug-Detent	1	27	59-8100	Washer-Shallow	1
10	59-8050	Spring-Detent	2	28	59-8170	Washer-Wire	1
11	59-8150	Pawl-Detent	3	29	59-8040	Spring	1
12	66-5440	Nut-Lock	2	30	59-8080	Washer-Deep	1
13	3253-19	Washer-Lock	2	31	59-8180	Washer	1
14	63-4860	Circlip	1	32	59-7780	O-Ring	1
15	63-4510	Spring	1	33	59-8120	O-Ring	1
16	59-8230	Plug	1	34	59-8190	Wiper	1
17	66-5420	Sleeve	1	*	59-8250	Kit-Seal (Incl. Ref. #3, 4-7, 32 & 34)	1
18	63-4850	Plunger	1				

* Not Illustrated

† Not Serviceable Separately



T-0124-2

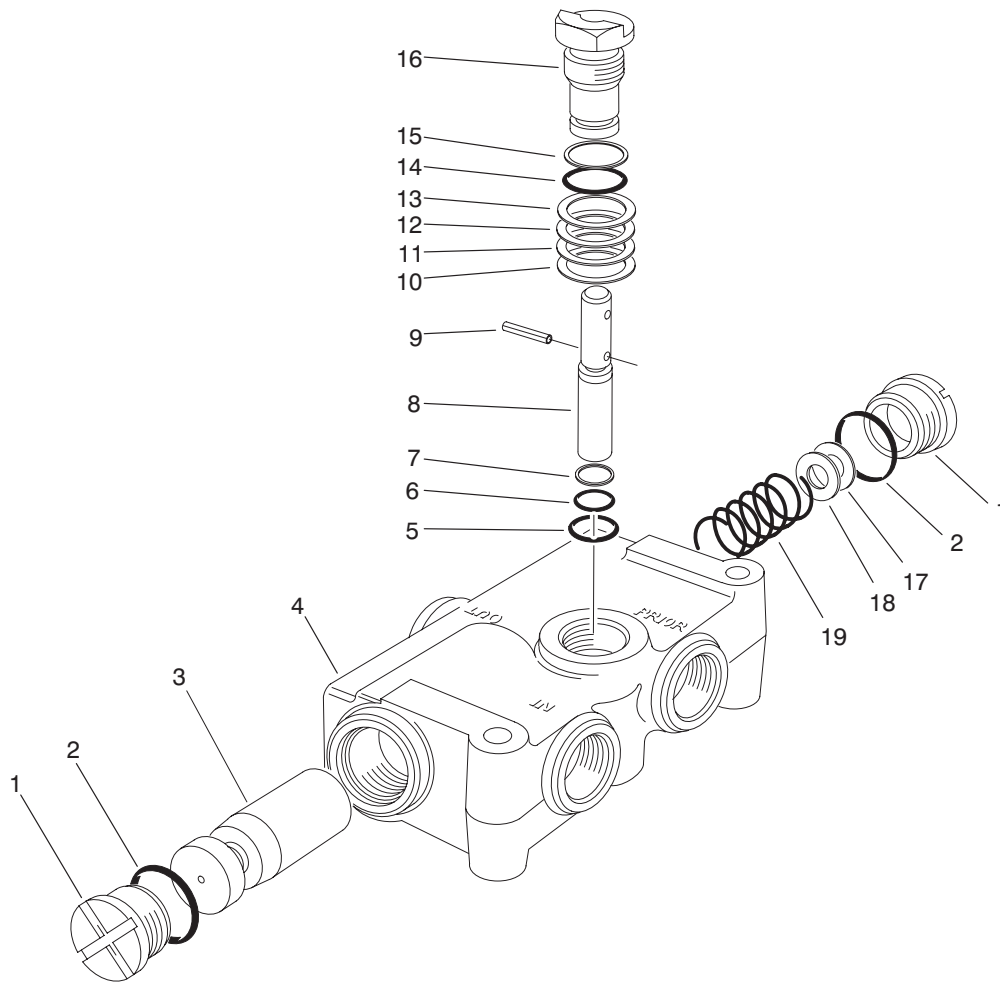
CONTROL VALVE ASSEMBLY NO. 93-1432

Ref. No.	Part No.	Description	No. Used
1	58-6780	Asm-Plug (Incl. Ref. #5)	3
2	60-6450	Disc	A/R
3	58-6760	Spring	3
4	58-6770	Detent Plunger	3
5	58-6790	O-Ring	3
6	58-6710	Asm-Plug (Incl. Ref. #7)	3
7	58-6720	O-Ring	3
†8		Body	1
9	60-5720	O-Ring	6
10	58-6310	Washer-Backup	6
11	58-6350	Asm-Plug (Incl. Ref. #9 & 10)	3
†12		Washer	1
†13		Spool	3
14	69-1830	Asm-Plug (Incl. Ref. #12, 15 & 34)	1
15	58-6750	O-Ring	1
16	58-6470	Washer	A/R
17	58-6480	Washer	A/R
18	58-6490	Washer	A/R
19	84-6450	Spring	1
20	58-6440	Poppet	1

Ref. No.	Part No.	Description	No. Used
22	58-6450	O-Ring	6
23	58-6400	Bushing	3
24	58-6700	Washer	3
25	58-6730	Spring	3
26	58-6310	Spacer	3
27	58-6460	Ring-Retaining	3
28	58-6420	Asm-Cap	3
29	84-6430	Plunger	1
30	58-6380	Asm-Plug	3
31	58-6410	Spring	3
32	60-6440	Eyelet	3
33	58-6290	Asm-Poppet	3
†34		Nut-Lock	1
35	58-6330	Asm-Seat (Incl. Ref. #36)	3
36	58-6340	O-Ring	3
37	84-6420	Plunger	2
38	58-6320	Wiper-Seal	3
39	84-6400	Orifice-.047 Dia.	2
40	84-6401	Orifice-.052 Dia.	1
*	60-3780	Kit-Seal (Incl. Ref. #5, 7, 9, 10, 15, 22, 27, 33, 36 & 38)	1

* Not Illustrated

† Not Serviceable Separately



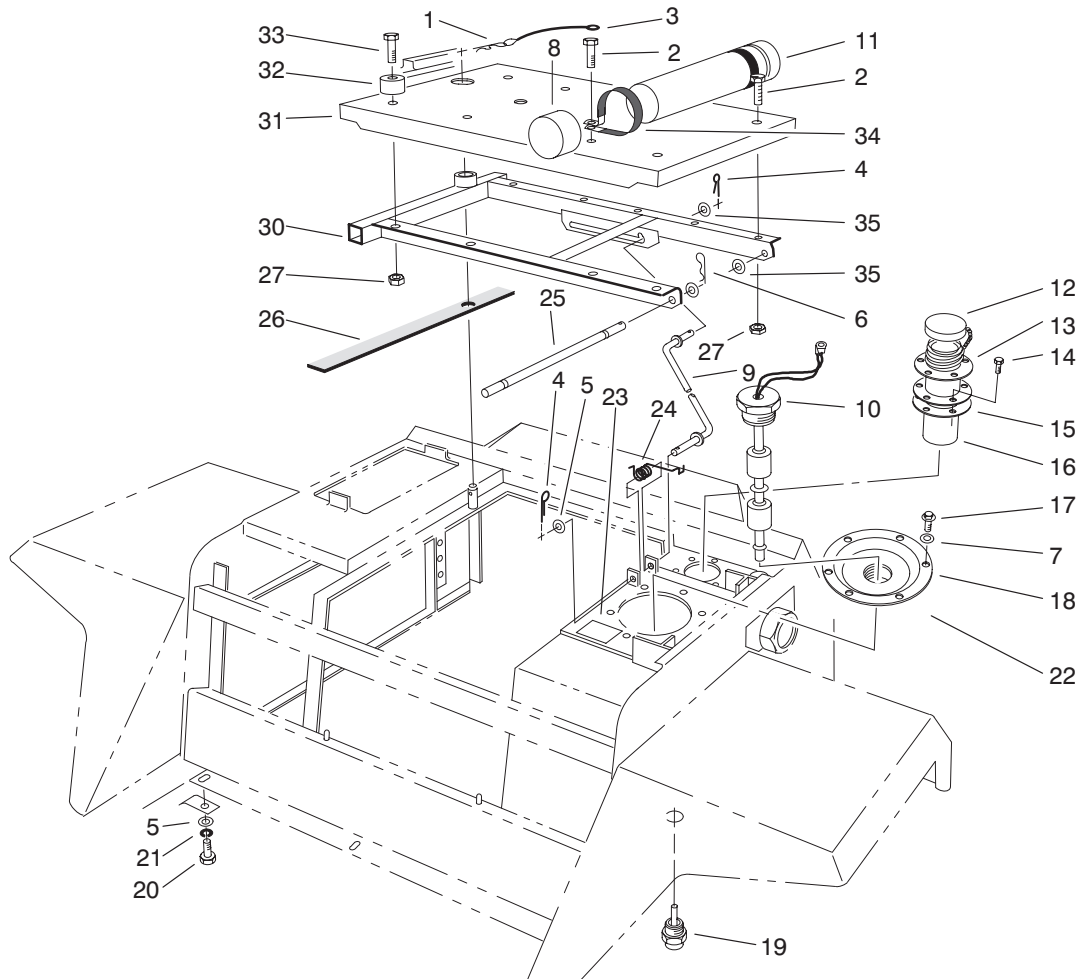
T-0125

PRIORITY FLOW CONTROL VALVE NO. 58-5490

Ref. No.	Part No.	Description	No. Used	Ref. No.	Part No.	Description	No. Used
1	59-7600	Asm-Plug (Incl. Ref. #2)	2	13	59-7720	Shim	A/R
2	59-7610	O-Ring	2	14	59-7780	O-Ring	1
†3		Spool	1	15	58-6370	Washer-Backup	1
†4		Body	1	†16		Plug-Metering	1
5	59-7640	O-Ring	1	17	59-7750	Shim	A/R
6	59-7650	O-Ring	1	18	59-7760	Shim	A/R
7	60-5950	Washer-Backup	1	19	59-7770	Spring	1
†8		Metering Stem	1	*	63-4520	Kit-Seal (Incl. Ref. #2, 5-7, 14 & 15)	1
†9		Pin-Groove	1	*	94-8265	Kit-Metering (Incl. Ref. #8-12 & 16)	1
†10		Shim	A/R				
†11		Shim	A/R				
†12		Shim	A/R				

* Not Illustrated

† Not Serviceable Separately

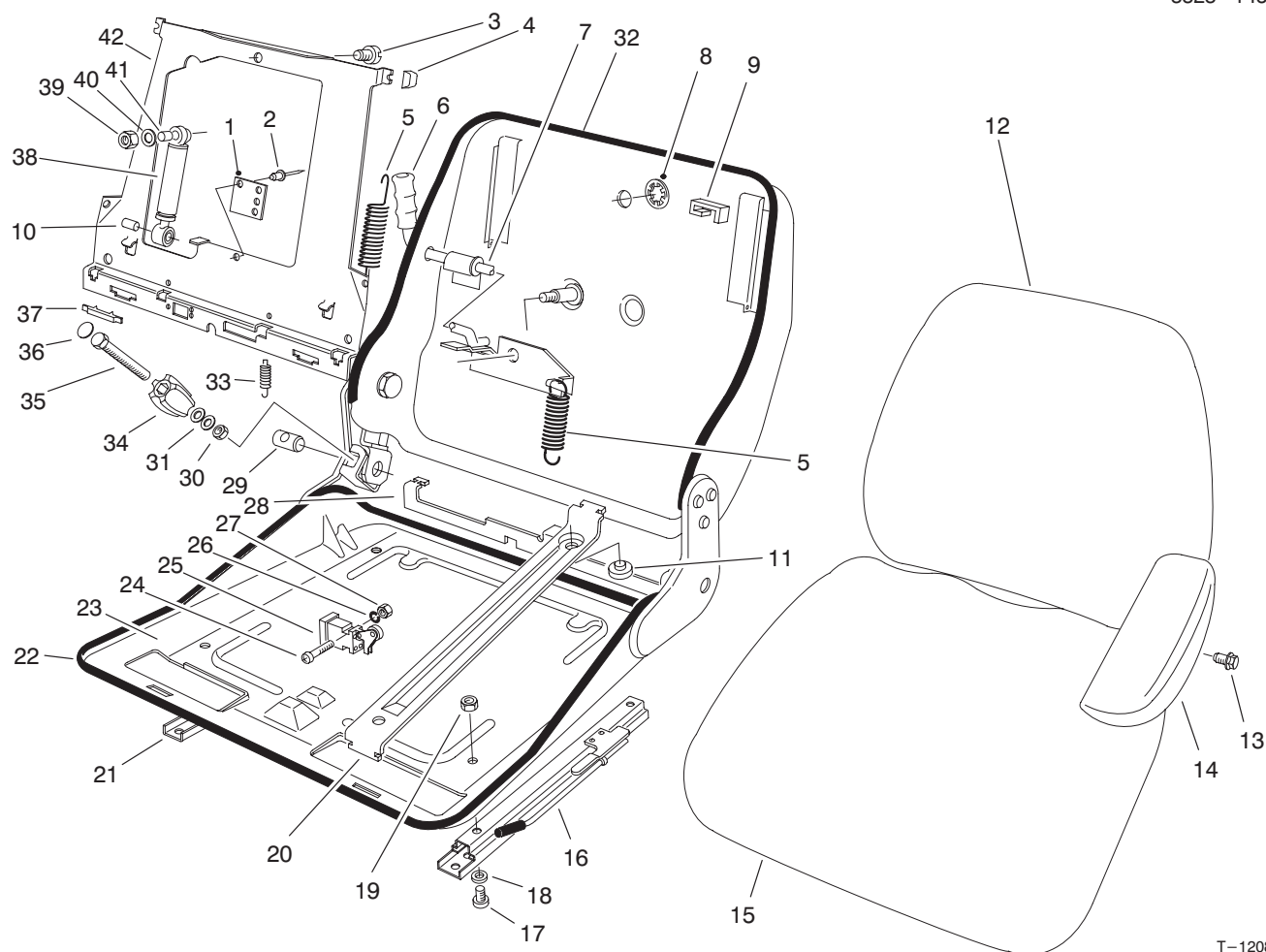


T-1787

SEAT PLATFORM & FILLER CAP ASSEMBLY

Ref. No.	Part No.	Description	No. Used
1	3290-355	Clip-Retaining	1
2	3234-5	Screw-HFH	6
3	60-2160	Wire-Retaining (Incl. Ref. #1)	1
4	3272-11	Pin-Cotter	2
5	33095-00	Washer	2
6	3290-250	Pin-Hair, Cotter	2
7	3253-15	Washer-Lock	6
8	65-5890	Cap-Tube	2
9	58-1650	Rod-Seat	1
10	82-9340	Switch-Oil Level	1
11	65-5870	Tube-Manual	1
12	71-4040	Asm-Filler Cap (Incl. Ref. #13, 15-16)	1
13	353-961	Bayonet Flange	1
14	32144-107	Screw-HH	6
15	353-963	Gasket	2
16	62-2610	Strainer	1

Ref. No.	Part No.	Description	No. Used
17	46-0670	Screw-Pan Hd.	6
18	92-9200	Cover	1
19	60-5580	Switch-Temperature	1
20	33115-030	Screw-HH	2
21	48-9590	Washer-Lock	2
22	58-6820	Gasket	1
23	93-6686	Decal-Hydraulic Oil	1
24	60-0050	Spring	1
25	58-1640	Pin-Seat Pivot	1
26	68-7850	Strip-Foam	1
27	32128-20	Nut-Hex.	10
30	58-1580-03	Asm-Seat Frame	1
31	58-9830-01	Plate-Seat	1
32	26-4840	Spacer	4
33	322-6	Screw-HH	4
34	2412-102	R-Clamp	2
35	3256-24	Washer-Flat	4



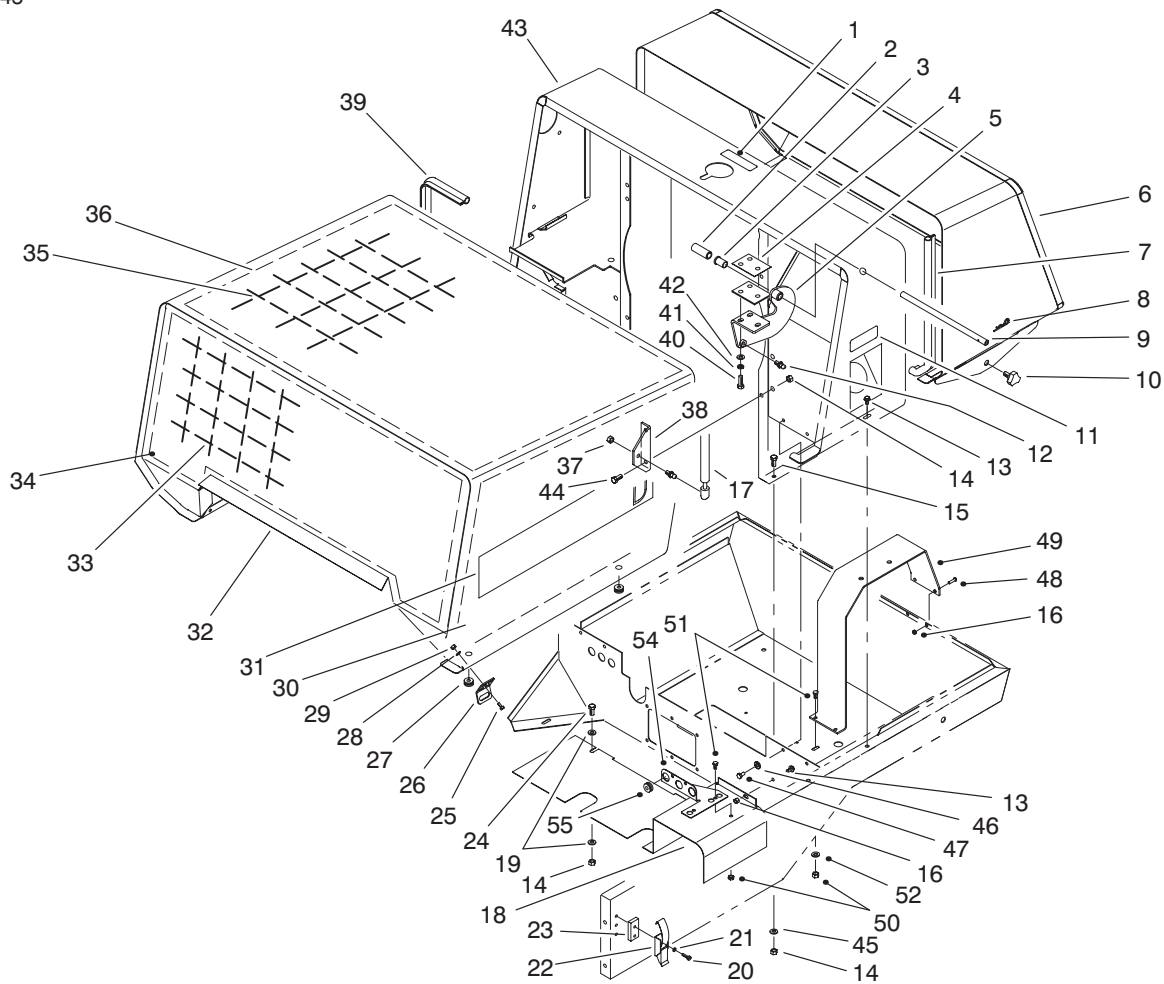
T-1208-2

SUSPENSION SEAT ASSEMBLY

Ref. No.	Part No.	Description	No. Used	Ref. No.	Part No.	Description	No. Used
1	82-2850	Plate	1	24	82-9640	Screw	2
2	82-9680	Rivet	2	25	82-2810	Asm-Switch (Incl. Ref. #24, & 26-27)	1
3	82-9700	Screw	1	26	82-9620	Washer-Spring	2
4	82-2730	Kit-Wear Parts (Incl. Ref. #8-11)	1	27	82-9630	Nut	2
5	82-2740	Spring Set-Tension	1	†28		Pivot-Back Plate	1
6	56-4150	Grip-Handle	1	29	56-4170	Clevis-Threaded	1
7	82-2870	Lever-Adjust	1	30	56-3890	Nut	1
†8		Cover	1	31	56-3880	Washer	2
†9		Bumper	2	32	82-9720	Trim-Backrest	1
†10		Bushing	1	33	82-2860	Spring Set-Tension	1
†11		Pad	2	34	82-2750	Asm-Spindle Adj. (Incl. Ref. #29-31 & 34-36)	1
12	82-2800	Cushion-Backrest	1	35	82-2710	Screw	1
13	56-3850	Screw-Mach. Hex. Hd.	4	†36		Cover	1
14	55-4330	Arm Rest-LH	1	37	82-2830	Clamp	2
*	55-4331	Arm Rest-RH	1	38	82-2770	Asm-Shock Absorber	1
15	82-2840	Cushion-Bottom	1	39	82-9670	Nut	1
16	92-2951	Rail-Adjust. LH	1	40	56-3940	Washer	1
17	82-9690	Screw	4	41	82-2760	Kit-Bushing (Incl. Ref. #39 & 40)	1
18	82-9660	Washer	4	†42		Plate-Backrest	1
19	82-9650	Nut	4	*	82-2880	Asm-Weight Adj. (Incl. Ref. #5-7 & 41)	1
20	82-2820	Asm-Swing Arm (Incl. Ref. #28 & 41)	1				
21	82-2790	Rail-Adjust. RH	1				
22	82-9710	Trim-Bottom	1				
23	82-2720	Frame-Seat	1				

* Not Illustrated

† Not Serviceable Separately



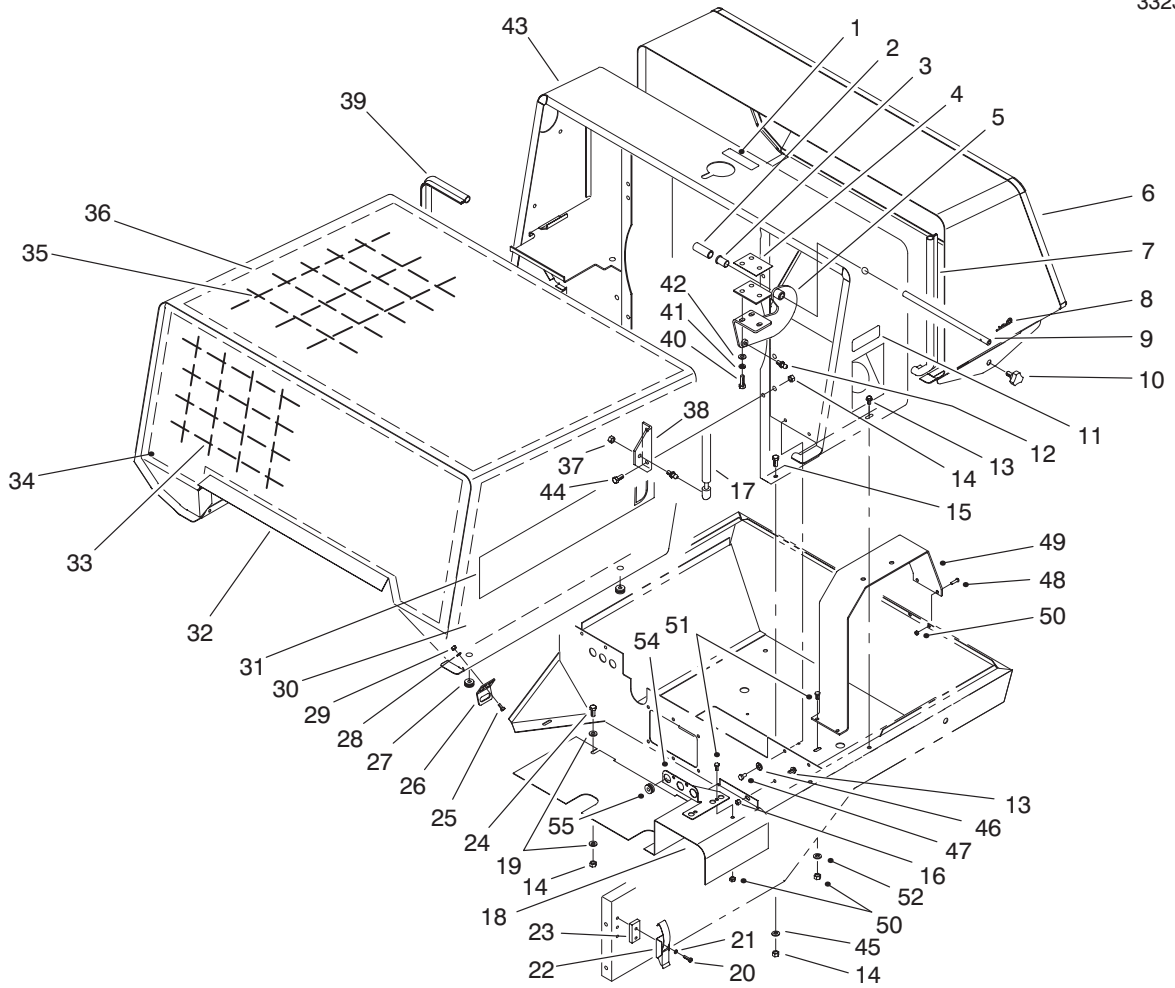
T-2885-1

FRONT & REAR CANOPY ASSEMBLY

Ref. No.	Part No.	Description	No. Used
1	93-9404	Decal-Coolant	1
2	92-5655	Spacer	2
3	58-3930	Bushing-Flange	2
4	58-5330	Spacer-Hinge	2
*	58-5350	Spacer-Hinge	2
5	58-1970-01	Hinge-LH	1
*	58-1980-01	Hinge-RH	1
6	92-6086	Screen-Rear	1
7	92-5253	Strip-Sealing	1
8	3290-355	Pin-Hair Cotter	2
9	58-3910	Pin-Hinge	2
10	77-3620	Knob-Retainer	2
11	93-6680	Decal-Diesel Fuel	1
12	86-6130	Stud-Ball	4
13	3234-13	Screw-HFH	5
14	3296-29	Nut-Lock	9
15	322-5	Screw-HH	4
16	3296-56	Nut-Lock	3
17	88-6760	Spring-Gas	2
18	92-5270-01	Baffle-Lower Body	1
19	3256-23	Washer-Flat	2
20	3250-25	Screw-Pan Hd.	4
21	3253-2	Washer-Lock	4
22	58-5380	Latch-Draw	2
23	58-7070-03	Spacer	2
24	322-3	Screw-HH	1
25	3250-31	Screw-Pan Hd.	8

Ref. No.	Part No.	Description	No. Used
26	68-6040	Bracket-Latch	2
27	237-141	Grommet	4
28	3256-51	Washer-Flat	8
29	3296-27	Nut-Lock	8
30	92-5681	Foam-Side LH	1
*	92-5680	Foam-Side RH	1
31	98-3822	Decal-RM4000D	2
32	92-4713	Canopy-Front	1
33	92-5673-03	Support-Foam Front	1
34	92-5679	Foam-Front	1
35	92-5672-03	Support-Foam Top/Side	1
36	92-5678	Foam-Top	1
37	48-9510	Nut-Lock	2
38	92-5652-03	Bracket-Gas Spring	2
39	92-6060	Strip-Sealing	1
40	33114-025	Screw-HH	6
41	42-9850	Washer-Lock	6
42	33094-00	Washer-Flat	6
43	94-8241	Canopy-Center (Incl. Ref. #1 & 11)	1
44	322-4	Screw-HH	4
45	3256-3	Washer-Flat	4
46	3253-3	Washer-Lock	4
47	321-2	Screw-HH	4
48	32122-42	Screw-Pan Hd.	2
49	94-8226-03	Mount-Air Cleaner	1
50	3296-42	Nut-Lock	4

* Not Illustrated

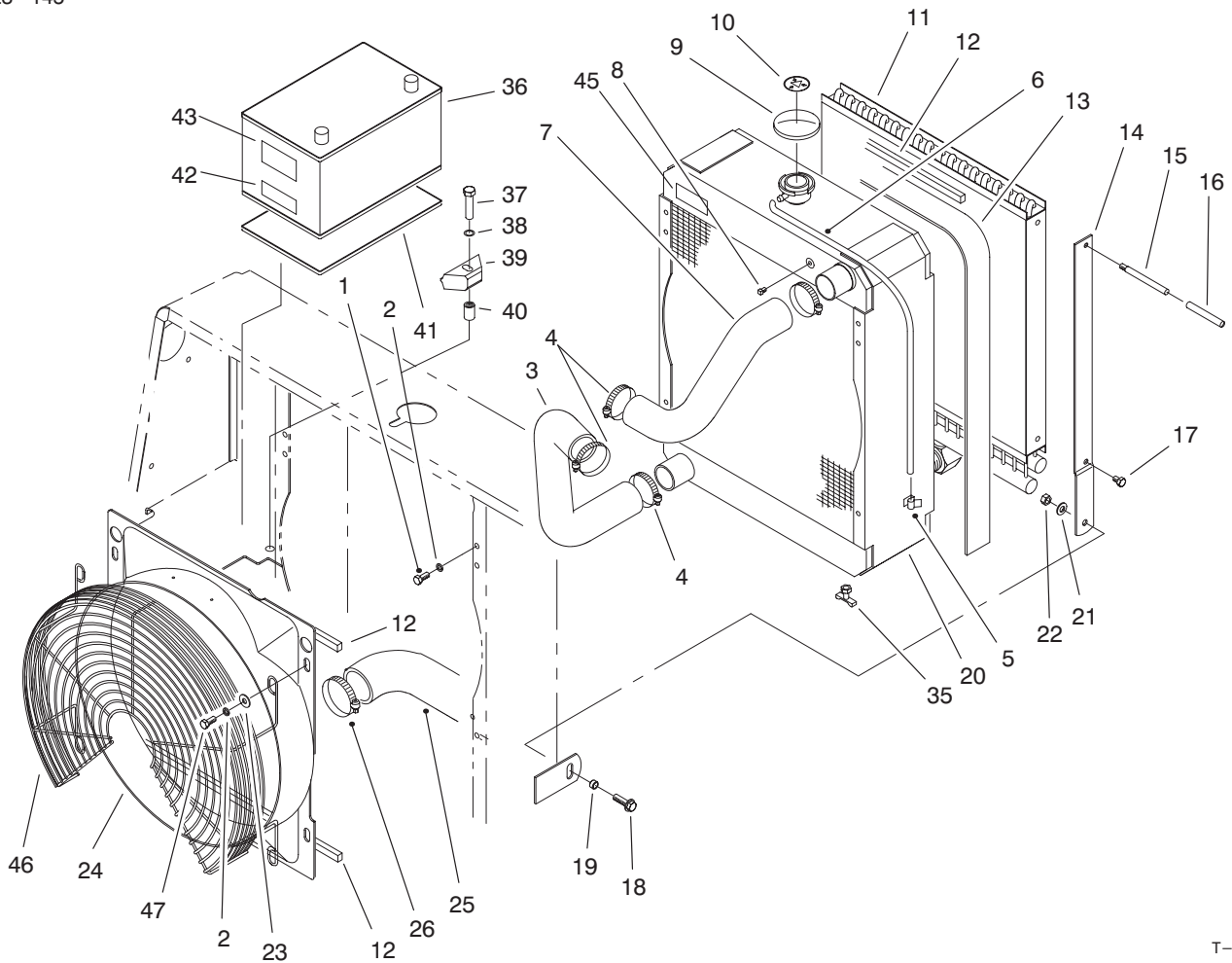


T-2885-1

FRONT & REAR CANOPY ASSEMBLY (Continued)

Ref. No.	Part No.	Description	No. Used	Ref. No.	Part No.	Description	No. Used
51	321-3	Screw-HH	4	54	98-1293-01	Bracket	1
52	3256-22	Washer-Flat	2	55	240-9	Grommet	2

* Not Illustrated

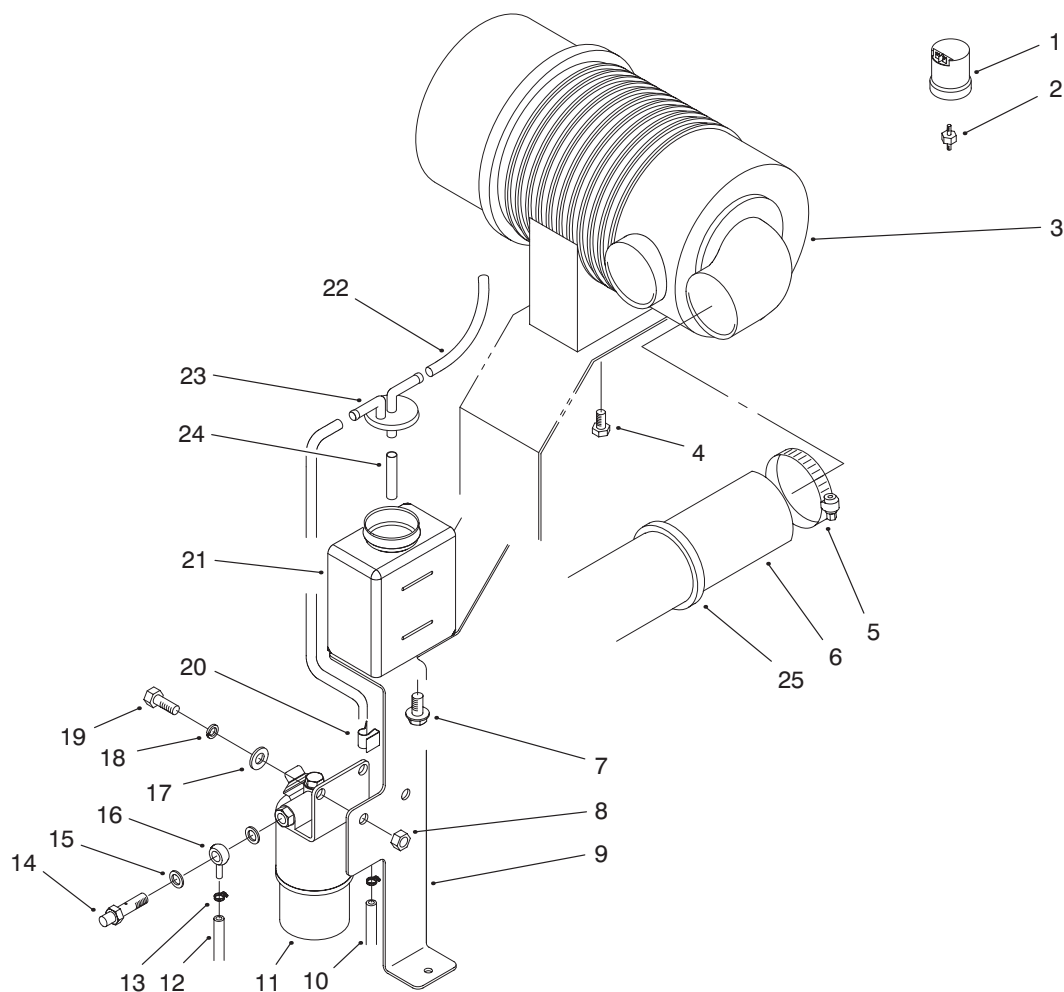


T-2841-1

RADIATOR & OIL COOLER ASSEMBLY

Ref. No.	Part No.	Description	No. Used
1	322-3	Screw-HH	2
2	3253-4	Washer-Lock	6
3	98-1215	Hose-Radiator Lower	1
4	2412-92	Clamp-Hose	4
5	60-0930	Clip	3
6	98-7895	Hose-Overflow	1
7	98-1214	Hose-Radiator Upper	1
8	281-2	Plug Pipe	1
9	58-5420	Cap-Radiator	1
10	59-8440	Decal-Warning	1
11	58-5540	Cooler-Hydraulic Oil	1
12	68-7575	Strip-Sealing	3
13	92-6062	Foam-Radiator Seal	1
14	92-4753-03	Strap-Oil Cooler	2
15	75-7790	Handle	2
16	47-2550	Grip-Handle	2
17	48-7680	Screw-HH	2
18	3234-11	Screw-HFH	2
19	76-2290	Spacer	2
20	92-4729	Asm-Radiator	

Ref. No.	Part No.	Description	No. Used
		(Incl. Ref. #35)	1
21	3256-24	Washer-Flat	4
22	3296-39	Nut-Lock	2
23	3256-71	Washer-Flat	4
24	98-1250	Shroud-Fan	1
25	98-1234	Hose-Intake	1
26	2412-42	Clamp-Hose	1
28	3290-271	Rivet-Pop	2
35	304-46	Valve-Drain	1
†36		Battery	1
37	323-9	Screw-HH	1
38	3256-24	Washer-Flat	1
39	66-2490	Retainer-Battery	1
40	32148-9	Insert-Threaded	1
41	93-1420	Tray-Battery	1
42	93-6668	Decal-Battery	1
43	93-7276	Decal-Danger	1
45	93-6681	Decal-Fan	1
46	100-1579	Guard-Fan	1
47	322-22	Screw-HH	4

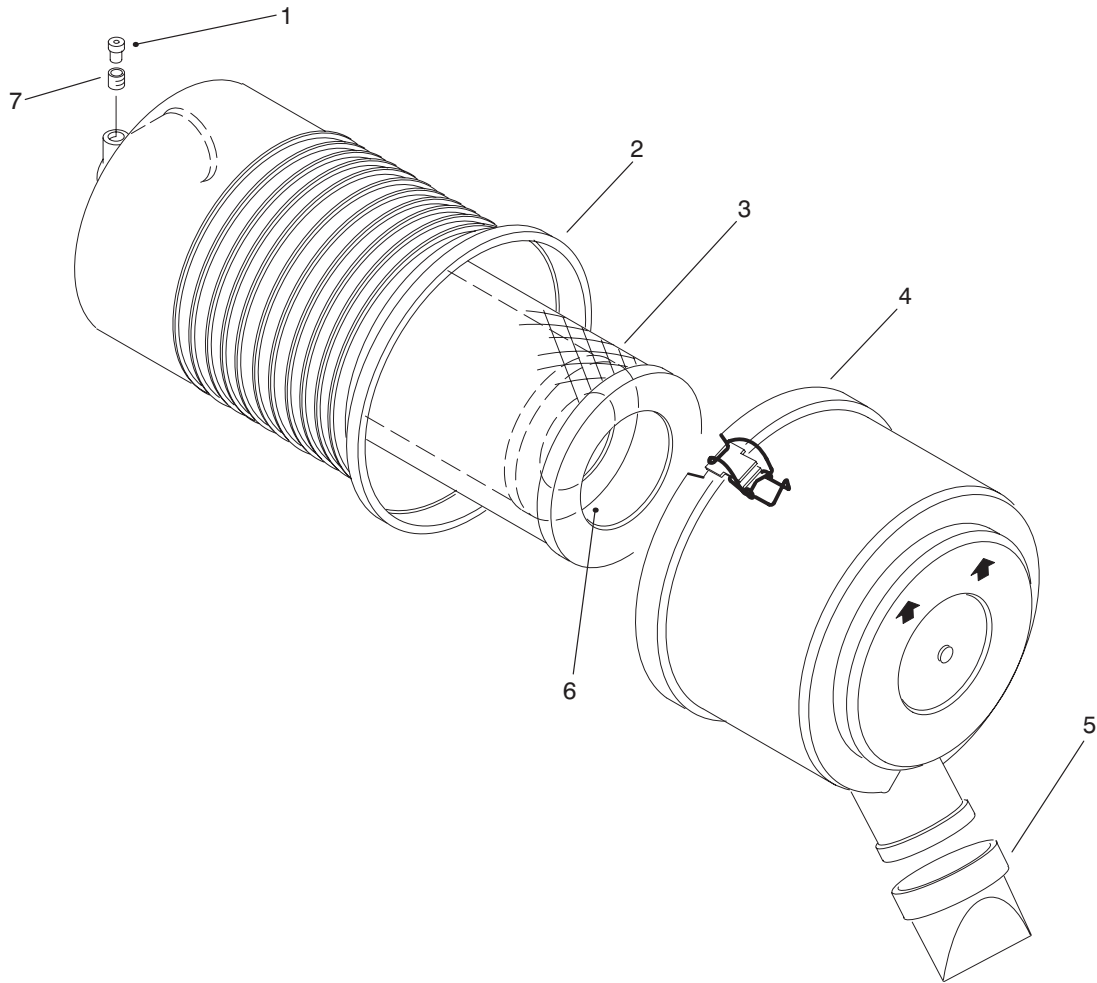


T-2842-2

AIR CLEANER & FUEL FILTER ASSEMBLY

Ref. No.	Part No.	Description	No. Used	Ref. No.	Part No.	Description	No. Used
1	69-1940	Indicator—Electrical	1	13	2412-108	Clamp—Hose	2
2	94-1416	Asm—Adapter, Indicator	1	†14		Bolt	1
3	93-7485	Asm—Filter	1	†15		Washer	2
4	33104-016	Screw—HHF	2	16	76-5190	Fitting—Fuel Filter	2
5	2412-125	Clamp—Hose	1	17	3256-24	Washer—Flat	2
6	98-1234	Hose—Intake	1	18	3253-21	Washer—Lock	2
7	33114-016	Screw—HH	2	19	323-7	Screw—HH	2
8	3296-39	Nut—Lock	2	20	60-0930	Clip—Edge	1
9	98-1239-03	Bracket—Fuel	1	21	93-2049	Tank—Overflow	1
10	98-7893	Hose—Fuel	1	22	98-7895	Hose—Overflow	2
11	76-5300	Asm—Fuel Filter (Incl. Ref. #14 & 15)	1	23	93-2048	Cap—Overflow Tank	1
12	98-7894	Hose—Fuel	1	24	94-1348	Hose—Tank, Recovery	1
				25	98-7896	Trim—Lock	1

† Not Serviceable Separately



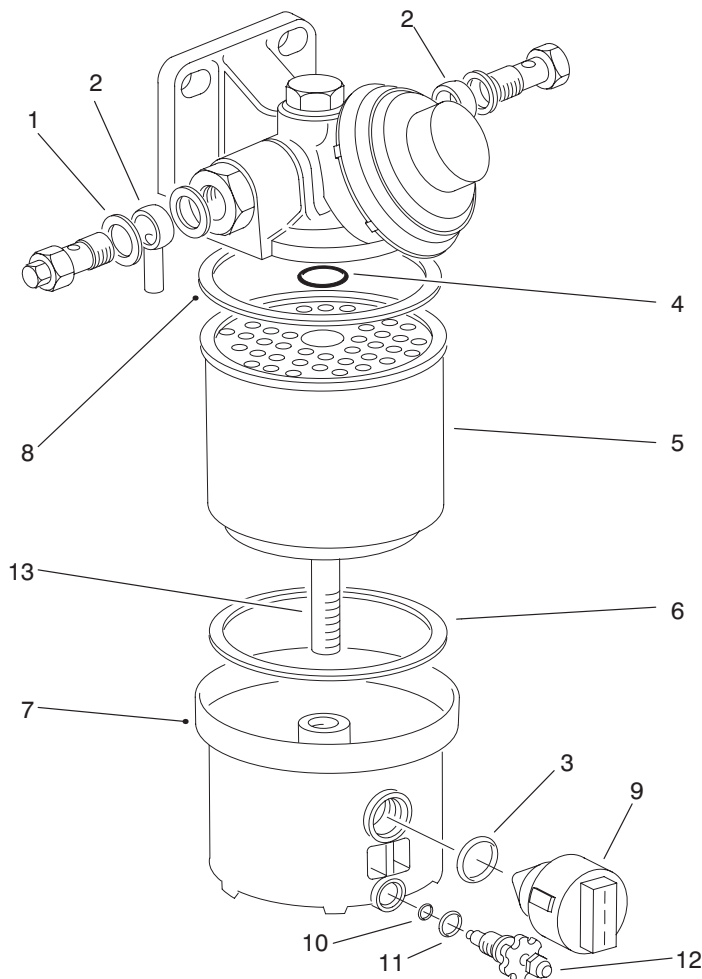
T-2076-1

AIR CLEANER ASSEMBLY NO. 93-7485

Ref. No.	Part No.	Description	No. Used
1	93-9164	Indicator	1
†2		Asm-Body	1
3	93-9162	Filter-Primary	1
4	93-5986	Asm-Cover	1

Ref. No.	Part No.	Description	No. Used
5	94-1414	Valve-Vacuator	1
6	93-9163	Filter-Safety	1
7	94-1416	Asm-Adapter	1

† Not Serviceable Separately

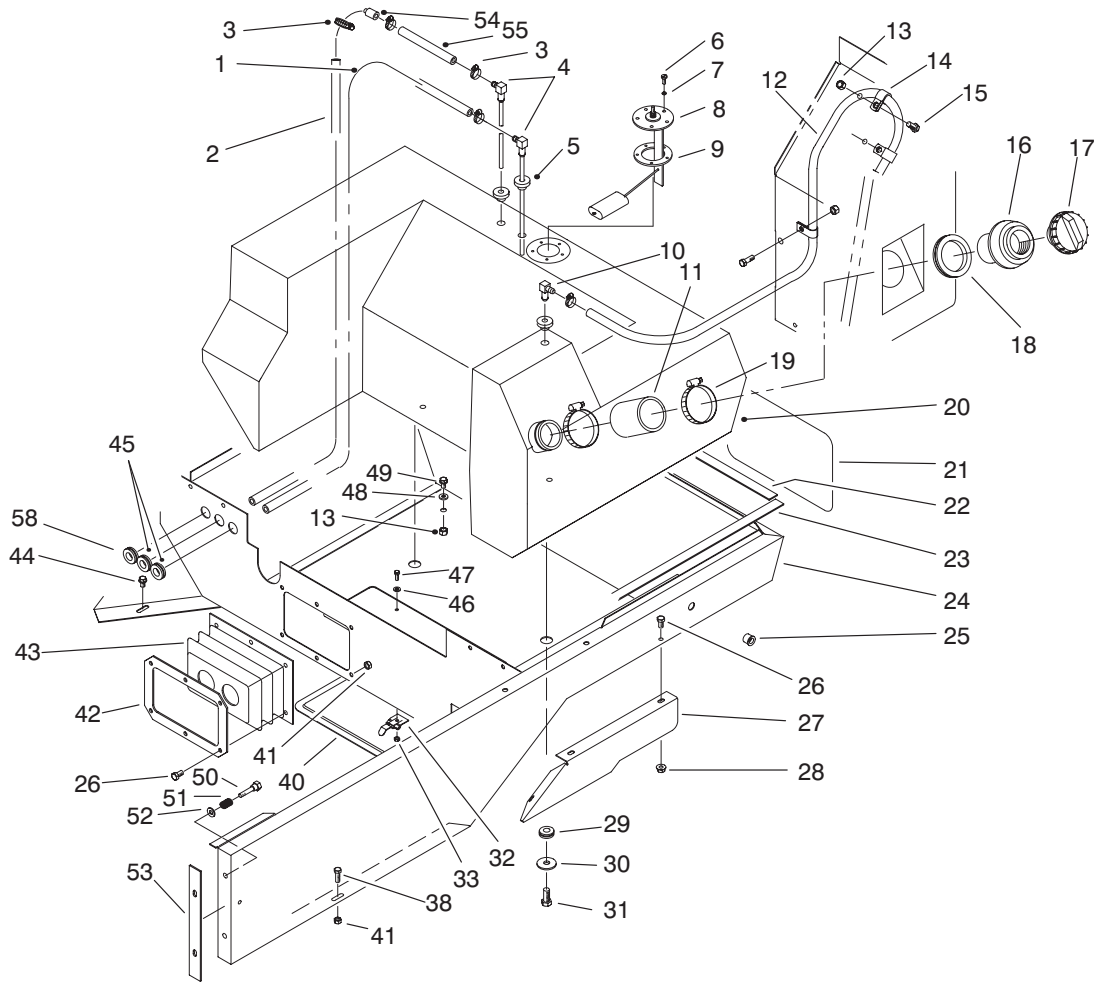


T-0966-2

FUEL FILTER ASSEMBLY NO. 76-5300

Ref. No.	Part No.	Description	No. Used	Ref. No.	Part No.	Description	No. Used
1	76-5180	Washer-Copper	4	†8		Seal-Gasket	1
2	76-5190	Fitting-Adjustable	2	9	76-5320	Water Sensor Assembly (Incl. Ref. #3)	1
3	94-8025	O-Ring	1	10	94-8027	O-Ring	1
†4		O-Ring	1	11	94-8028	O-Ring	1
5	76-5220	Element-Filter (Incl. Ref. #4, 6 & 8)	1	12	94-8026	Asm-Vent (Incl. Ref. #10 & 11)	1
†6		Seal-Gasket	1	†13		Bolt	1
†7		Cap-Fuel Filter	1				

† Not Serviceable Separately

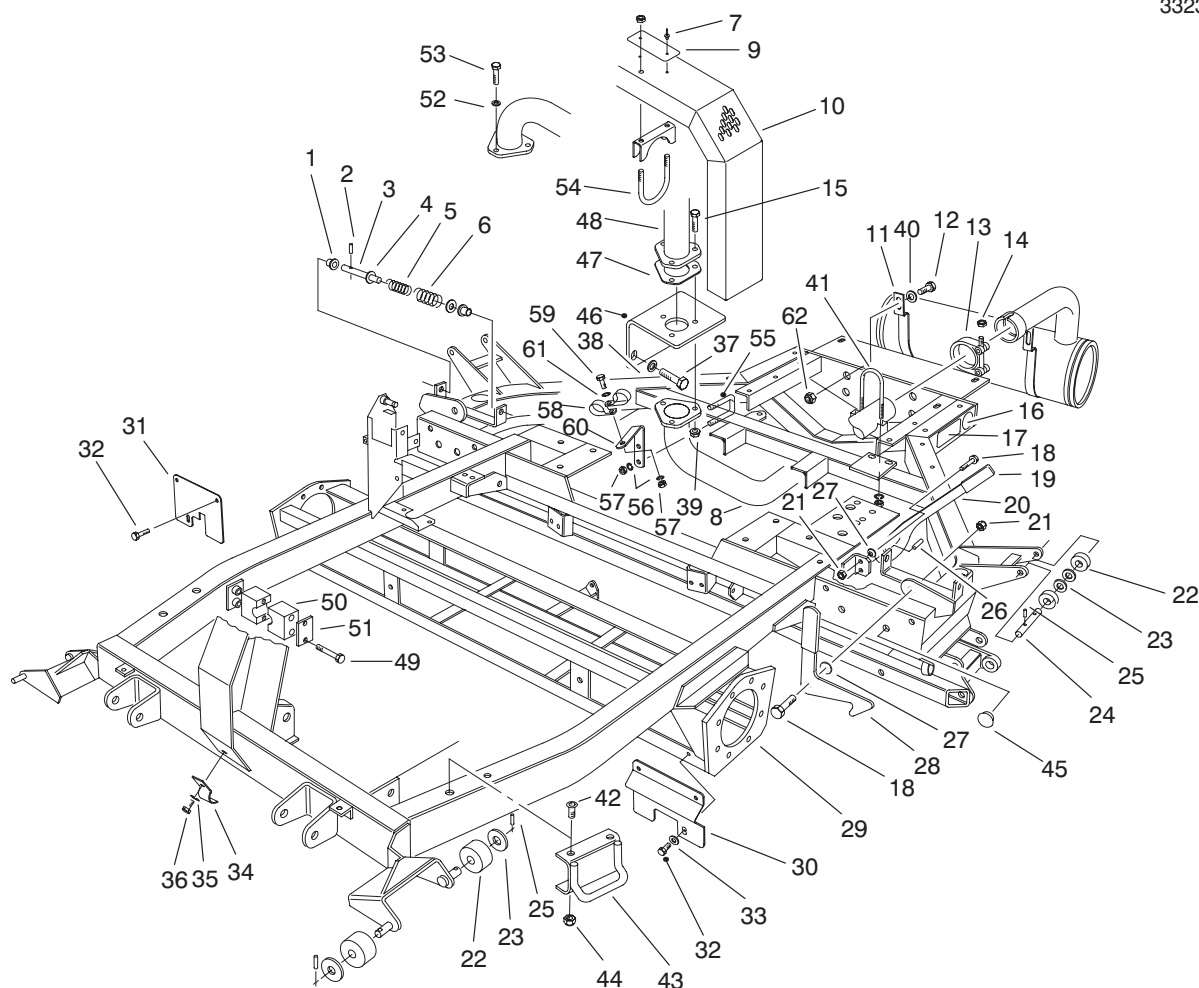


T-2845-2

FUEL TANK & LOWER BODY ASSEMBLY

Ref. No.	Part No.	Description	No. Used
1	63-7610	Hose-Fuel, Return	1
2	37-9560	Hose-Fuel, Suction	1
3	2412-108	Clamp-Hose	5
4	92-9266	Standpipe	2
5	46-6560	Grommet	3
6	32122-24	Screw-Truss Hd.	5
7	3253-15	Washer-Lock	5
8	92-9267	Sender-Fuel	1
9	62-7650	Gasket-Fuel Sender	1
10	46-6550	Elbow	1
11	92-9272	Hose-Fuel Fill	1
12	92-9283	Hose-Vent, Fuel	1
13	3296-29	Nut-Lock	6
14	92-6064	R-Clamp	4
15	322-3	Screw-HH	4
16	92-5674	Neck-Fuel Fill	1
17	93-3102	Cap-Fuel	1
18	92-5675	Grommet	1
19	2412-42	Clamp-Hose	2
20	93-1402	Tank-Fuel	1
21	66-6140	Decal-TORO	1
22	92-5671	Strip-Sealing	1
23	92-5670	Strip-Sealing	2
24	92-4703-01	Body-Lower	1
25	32148-9	Nut-Insert	2
26	321-2	Screw-HH	9

Ref. No.	Part No.	Description	No. Used
27	92-6069-03	Shield-Exhaust	1
28	32128-33	Nut-HFH	3
29	240-11	Grommet	2
30	63-8410	Washer-Flat	2
31	323-5	Screw-HH	2
32	52-9590	Latch	4
33	3296-12	Nut-Lock	4
38	3234-4	Screw-HFH	1
40	92-5654-03	Panel-Clean Out	1
41	3296-56	Nut-Lock	7
42	92-5653-03	Ring-Clamp	1
43	92-5269	Bellows	1
44	3234-13	Screw-HFH	2
45	240-9	Grommet	2
46	3256-51	Washer-Flat	4
47	32144-1	Screw-HH	4
48	3256-23	Washer-Flat	2
49	3234-17	Screw-HFH	2
50	94-8270	Bolt-Shoulder	4
51	63-4220	Spring	4
52	3256-78	Washer-Plain	4
53	94-8258	Foam-Strip	2
54	98-7612	Filter-Fuel	1
55	94-1348	Hose-Fuel	1
58	60-4350	Grommet	1



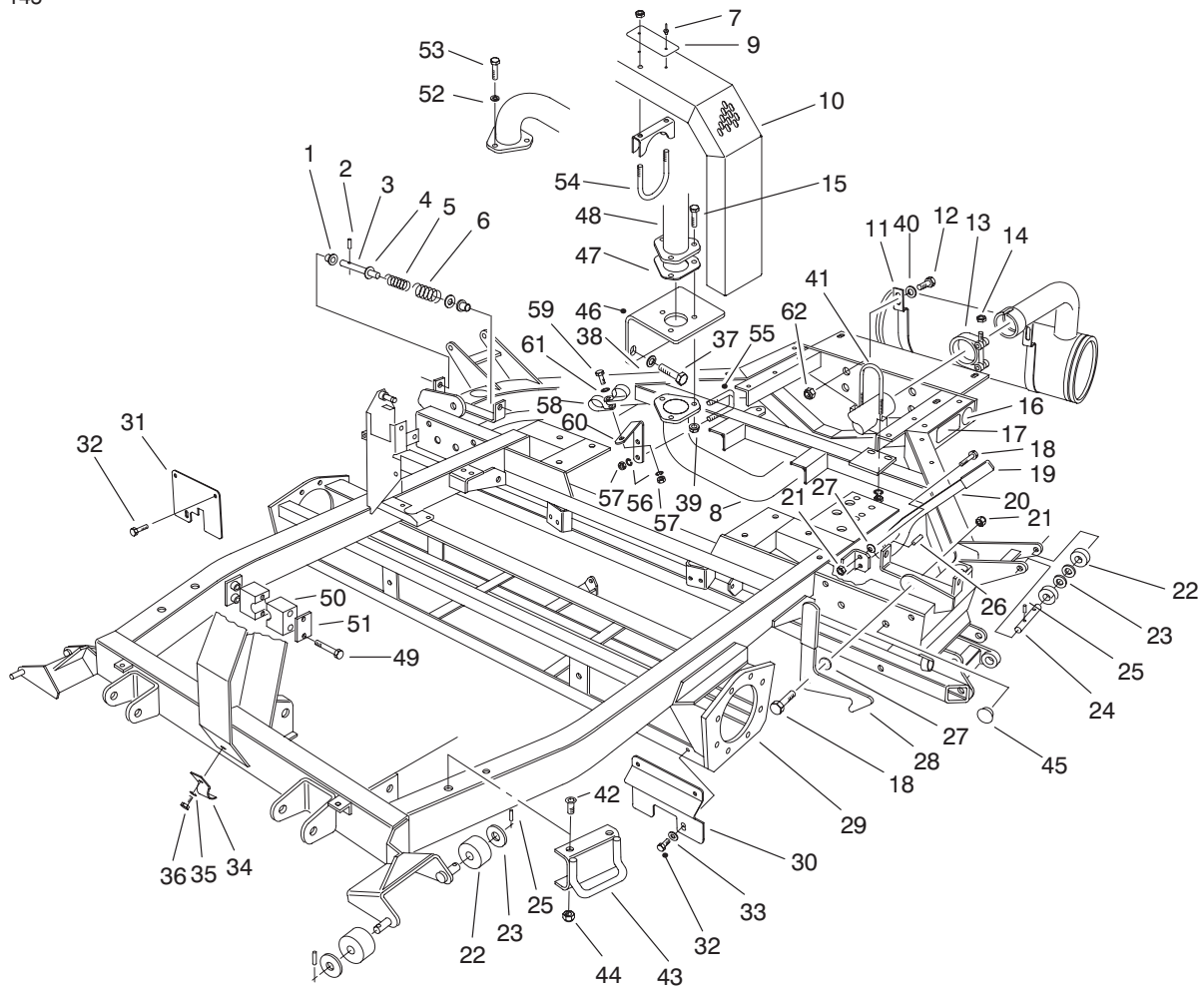
T-2846-2

CHASSIS & MUFFLER ASSEMBLY

Ref. No.	Part No.	Description	No. Used	Ref. No.	Part No.	Description	No. Used
1	58-2800	Bushing	4	22	82-4910	Roller	8
2	60-3720	Pin-Roll	2	23	51-2060	Washer	8
3	58-2810	Rod	2	24	60-0160	Pin-Roller Rear	2
4	3256-7	Washer-Flat	4	25	60-2110	Pin-Roll	8
5	48-6780	Spring	2	26	48-8830	Pin-Roll	1
6	60-1240	Spring	2	27	48-8850	Washer-Bevel	3
7	3290-271	Rivet-Pop	2	28	86-6590-03	Lever-LH	1
8	98-1230-03	Tube-Exhaust	1	*	86-6580-03	Lever-RH	1
9	95-0645	Plate-Hot Surface	1	29	94-8268-01	Chassis	1
10	98-7890	Shield-Exhaust (Incl. Ref. #7 & 9)	1	30	60-4190-03	Grass Shield-LH	1
11	74-2850	Muffler (Model 03706)	1	31	60-4200-03	Grass Shield-RH	1
11	92-5273	Muffler (Model 03707)	1	32	48-6900	Screw-Hex Hd.	6
*	74-2900	Spark Arrester-Muffler (Optional)	1	33	33093-00	Washer	2
12	323-9	Screw-HH	2	34	60-2080	Clamp-Hose	1
13	2412-132	Clamp (Incl. Ref. #14)	1	35	42-9850	Washer-Lock	1
‡14		Nut	1	36	48-7680	Screw-HH	1
15	322-7	Screw-HH	3	37	42-9250	Screw-HH	2
16	58-6520	Decal-Grease	3	38	43-5940	Washer-Spring	2
17	93-9405	Decal-Tire Pressure	2	39	3296-29	Nut-Lock	3
18	60-6870	Screw	3	40	3256-24	Washer-Flat	2
19	48-7080	Cap	3	41	76-3560	Clamp-Exhaust	1
20	86-6570-03	Lever	1	42	3289-25	Screw-Socket Flat Hd.	4
21	51-2070	Nut	3	43	92-4768-01	Tiedown	2
				44	3296-23	Nut-Lock	4
				45	92-6059	Plug-Button	12
				46	98-1246-03	Bracket	1

* Not Illustrated

‡ Not Serviceable Separately



T-2846-3

CHASSIS & MUFFLER ASSEMBLY (Continued)

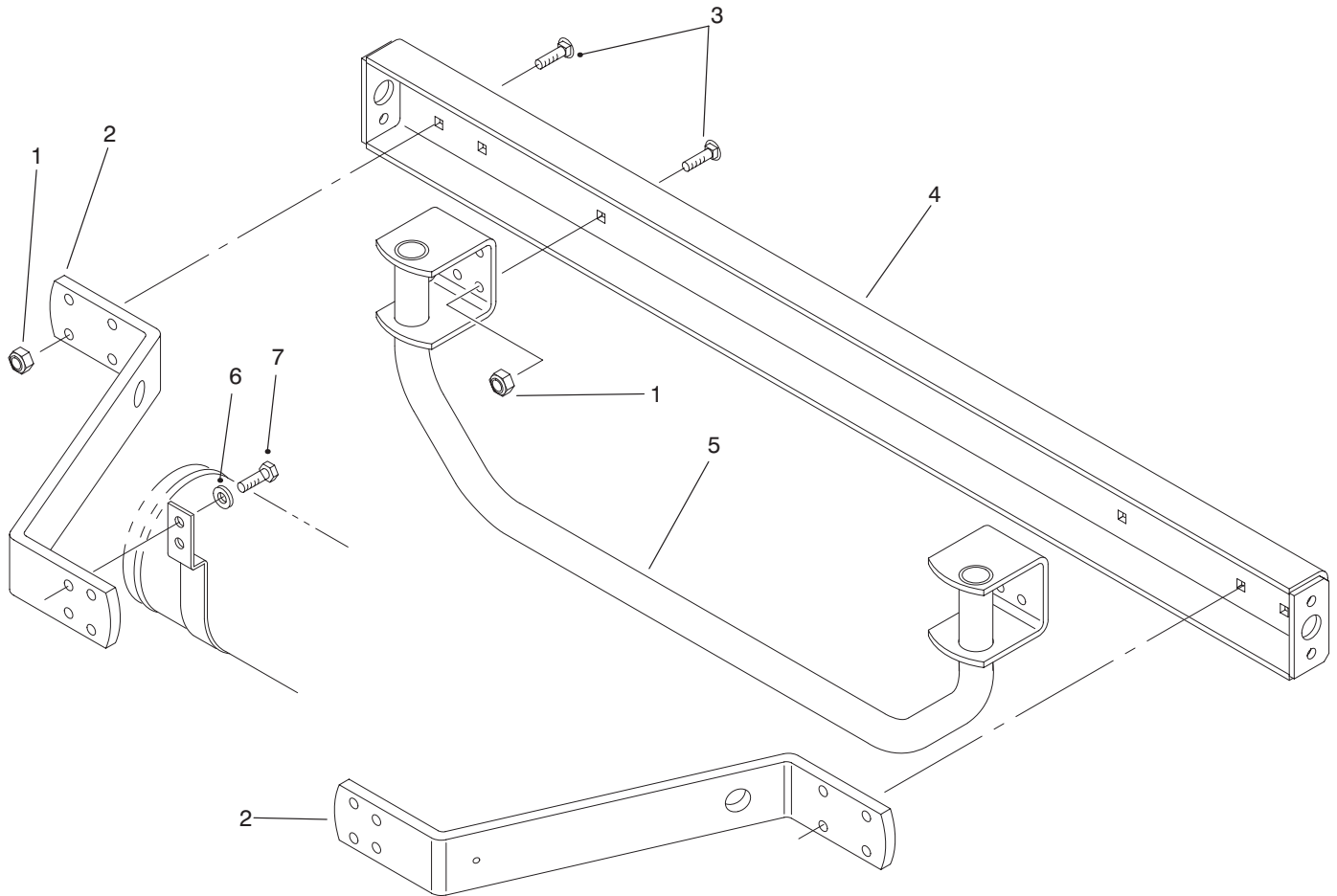
Ref. No.	Part No.	Description	No. Used
47	98-7817	Gasket-Muffler	3
48	98-1231-03	Tube-Upper	1
49	321-9	Screw-HH	2
50	82-2990	Clamp-Tube	2
51	82-2980	Plate-Cover	1
52	42-9850	Washer-Lock	3
53	33114-025	Screw-HH	3
54	2112-6	Clamp-Muffler	2

Ref. No.	Part No.	Description	No. Used
■55	92-5692	V-Belt	1
■56	3253-4	Washer-Lock	3
■57	3217-6	Nut-Hex.	3
■58	2412-107	Clamp-R	2
■59	322-45	Screw-HH	1
■60	99-8741-01	Bracket	1
■61	3256-23	Washer-Flat	1
62	3296-39	Nut Lock	2

* Not Illustrated

†† Not Serviceable Separately

■ Used on 2WD only

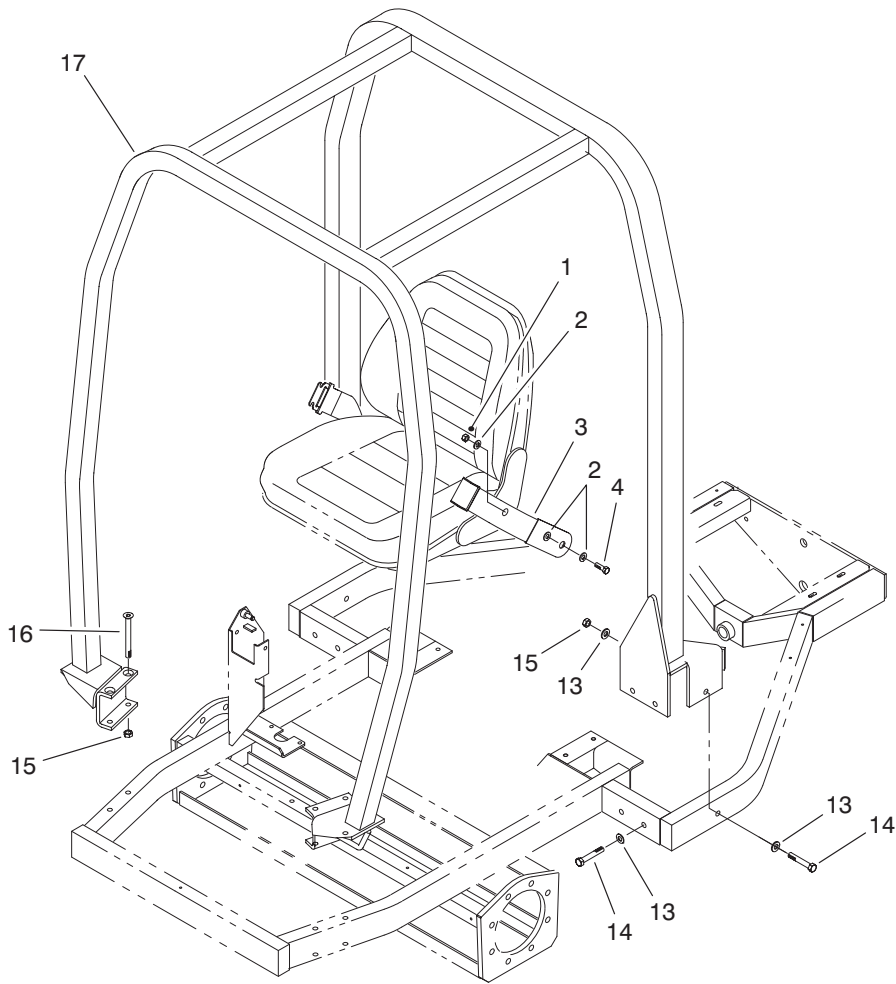


T-2388-3

BUMPER, GUARD & BRACKET ASSEMBLY

Ref. No.	Part No.	Description	No. Used
1	3296-39	Nut-Lock	16
2	92-6051-03	Bracket-Bumper	2
3	3231-25	Bolt-Carriage	12
4	92-6052-03	Bumper	1

Ref. No.	Part No.	Description	No. Used
5	92-6050-03	Guard-Hose	1
6	3256-24	Washer-Flat	4
7	323-9	Screw-HH	4

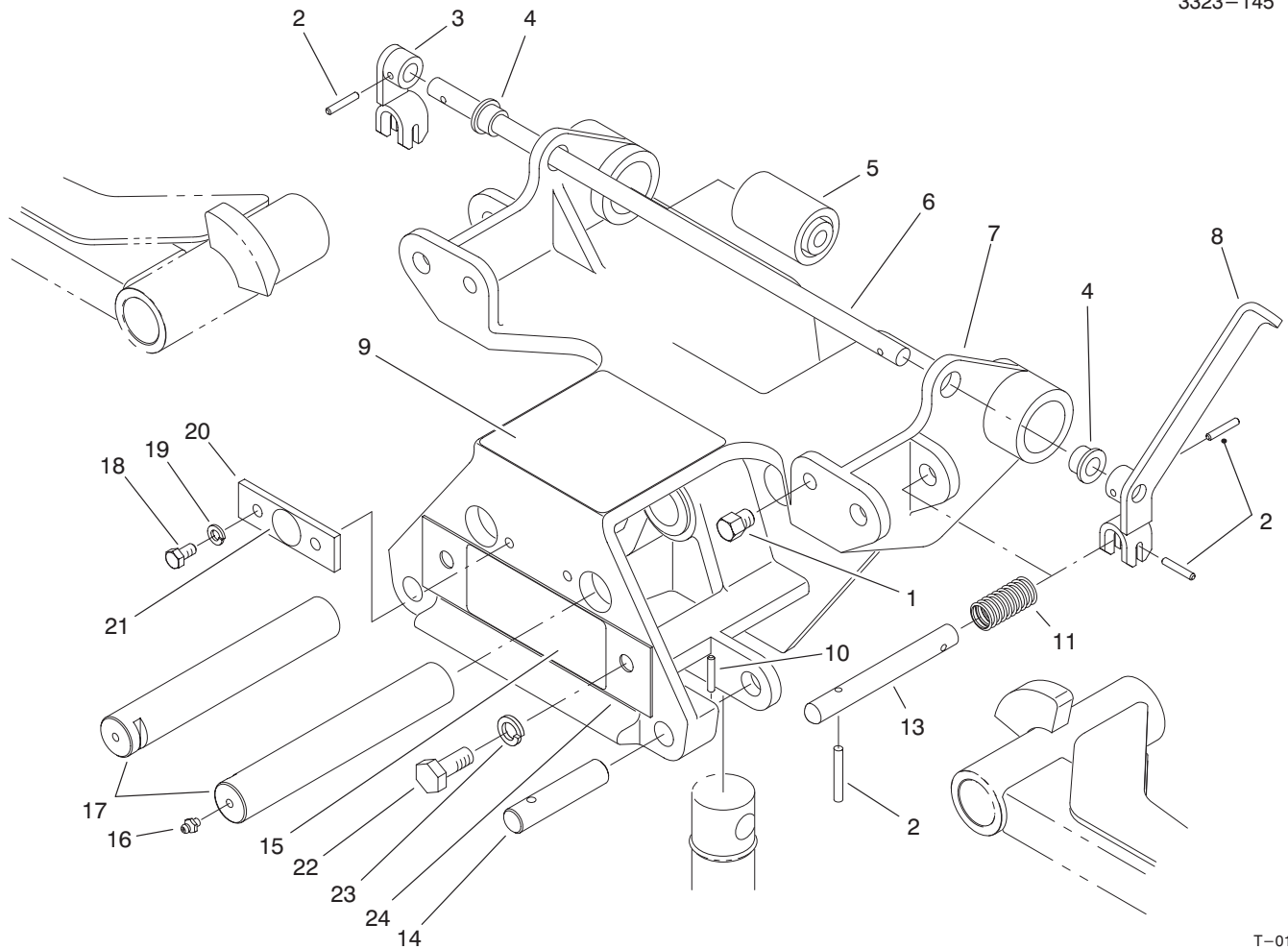


T-2892-1

ROLL OVER PROTECTION SYSTEM (R.O.P.S.) (MODEL NO. 03707 ONLY)

Ref. No.	Part No.	Description	No. Used
1	3296-48	Nut-Lock	2
2	3256-25	Washer-Flat	6
3	21-4191	Asm-Seat Belt	1
4	324-5	Screw-HH	2
13	3256-26	Washer-Flat	12

Ref. No.	Part No.	Description	No. Used
14	325-12	Screw-HH	6
15	3296-23	Nut-Lock	10
16	3289-25	Screw-Socket Flat Hd.	4
17	92-2987	Asm-R.O.P.S. Frame	1

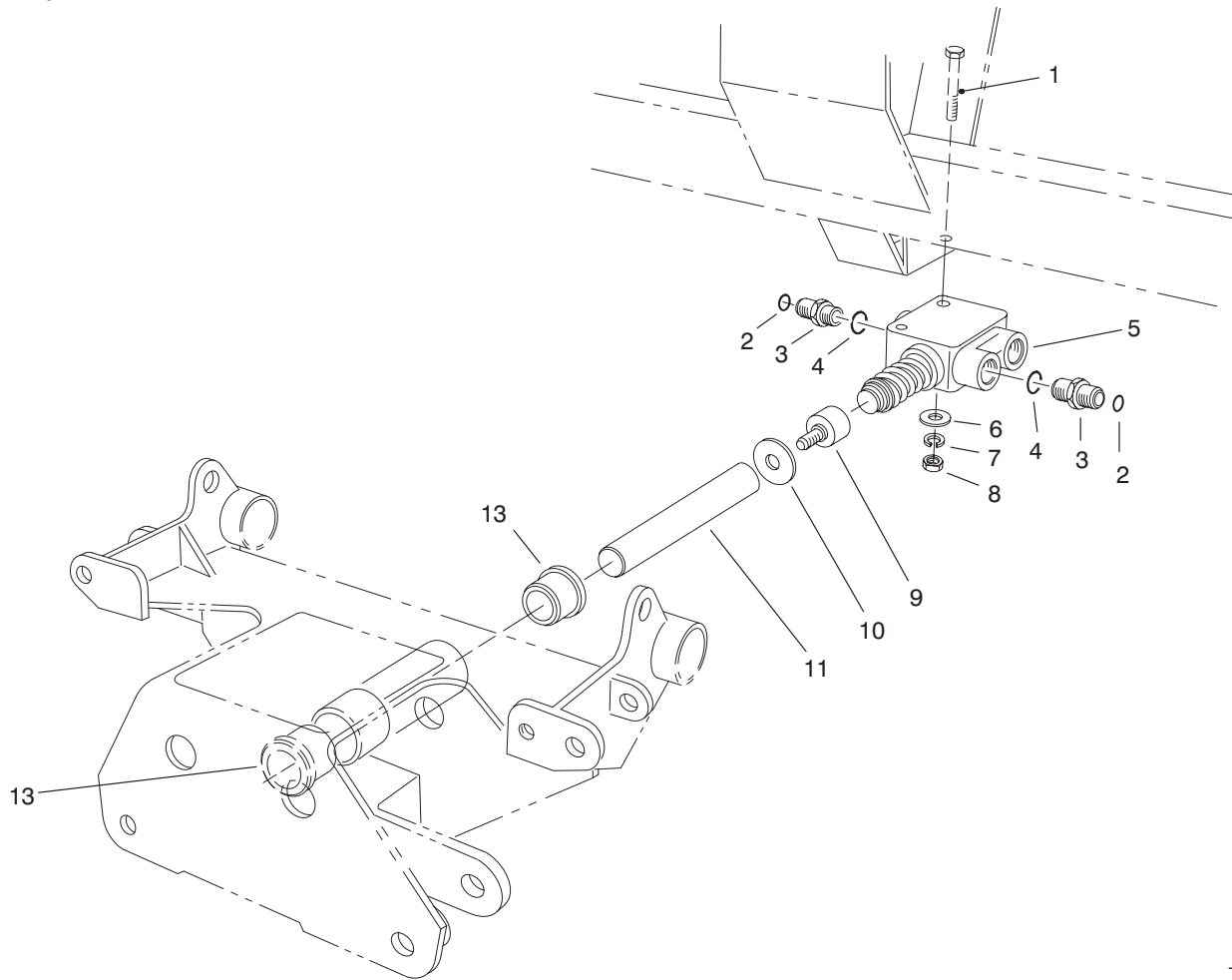


T-0133

FRONT CARRIER ASSEMBLY

Ref. No.	Part No.	Description	No. Used	Ref. No.	Part No.	Description	No. Used
1	82-9250	Stud-Threaded	2	14	58-2720	Pin-Cylinder Mount	2
2	60-2000	Pin-Dowel	6	15	93-9400	Decal-Towing	1
3	60-1750-03	Lever-RH	1	16	302-5	Fitting-Grease	2
4	60-1990	Bushing-Flange	2	17	60-0090	Pin-Lift Arm, Pivot	2
5	47-7010	Bushing	2	18	322-2	Screw-HH	2
6	60-1820	Shaft-Pivot	1	19	3253-4	Washer-Lock	2
7	74-2920-03	Carrier-Front	1	20	60-0190	Retainer	1
8	60-1780-03	Lever-LH	1	21	58-6520	Decal-Grease	1
9	82-9370	Pad-Step	1	22	325-2	Screw-HH	2
10	32121-84	Pin-Spirol	2	23	3253-7	Washer-Lock	2
11	60-0670	Spring-Compression	2	24	84-6480	Plate-Decal	1
13	82-9360	Rod-Latch	2				

* Not Illustrated

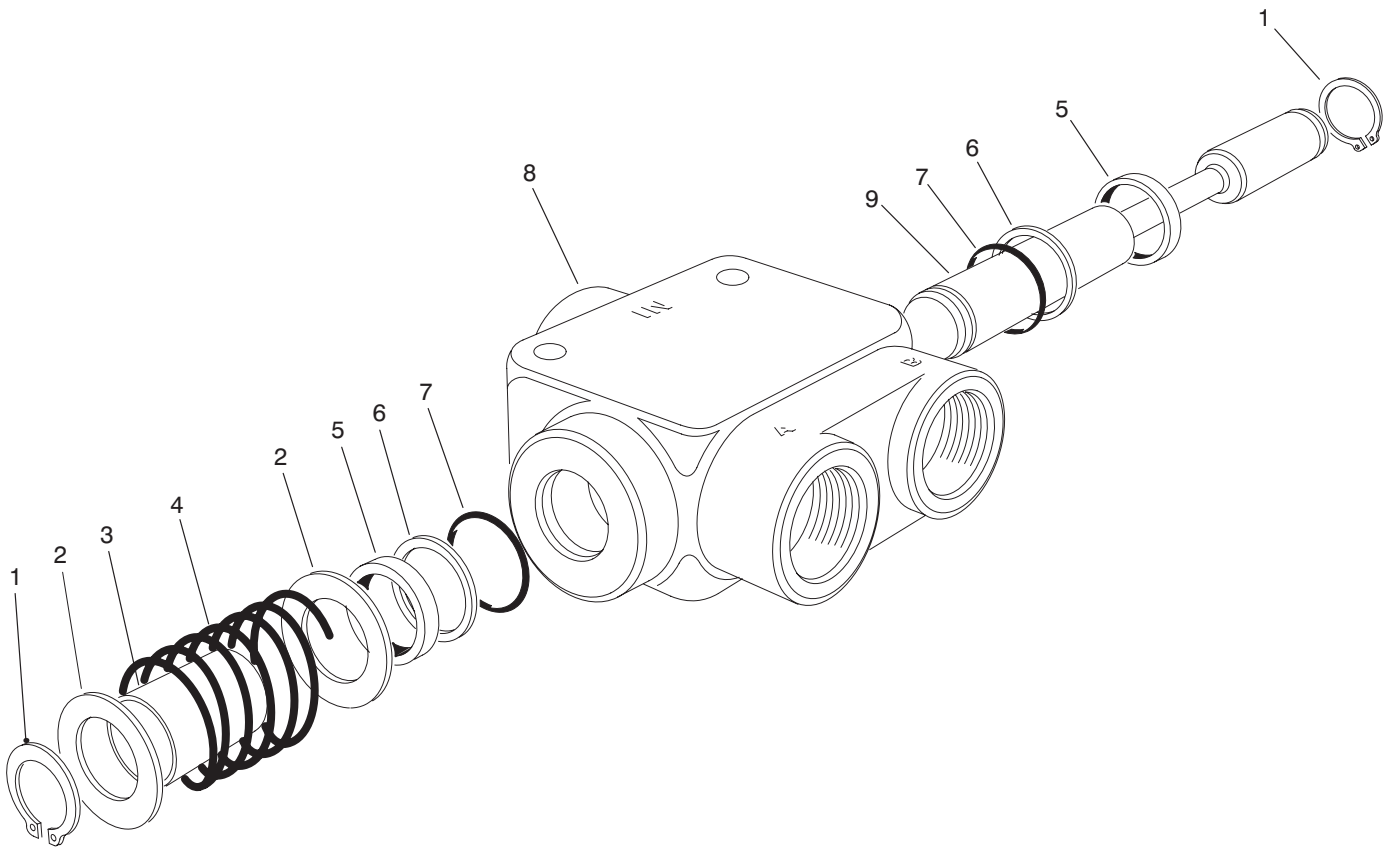


T-0134-1

PUSH ROD ASSEMBLY

Ref. No.	Part No.	Description	No. Used
1	322-12	Screw-HH	2
2	237-65	O-Ring	3
3	340-7	Fitting-Straight (Incl. Ref. #2 & 4)	3
4	237-80	O-Ring	3
5	58-5460	Valve-Shutoff	1
6	3256-23	Washer-Flat	2

Ref. No.	Part No.	Description	No. Used
7	3253-4	Washer-Lock	2
8	3217-6	Nut-Hex	2
9	59-7140	Bumper	1
10	3256-68	Washer	A/R
11	60-0300	Rod	1
13	48-6640	Bushing-Flange	2



T-0135

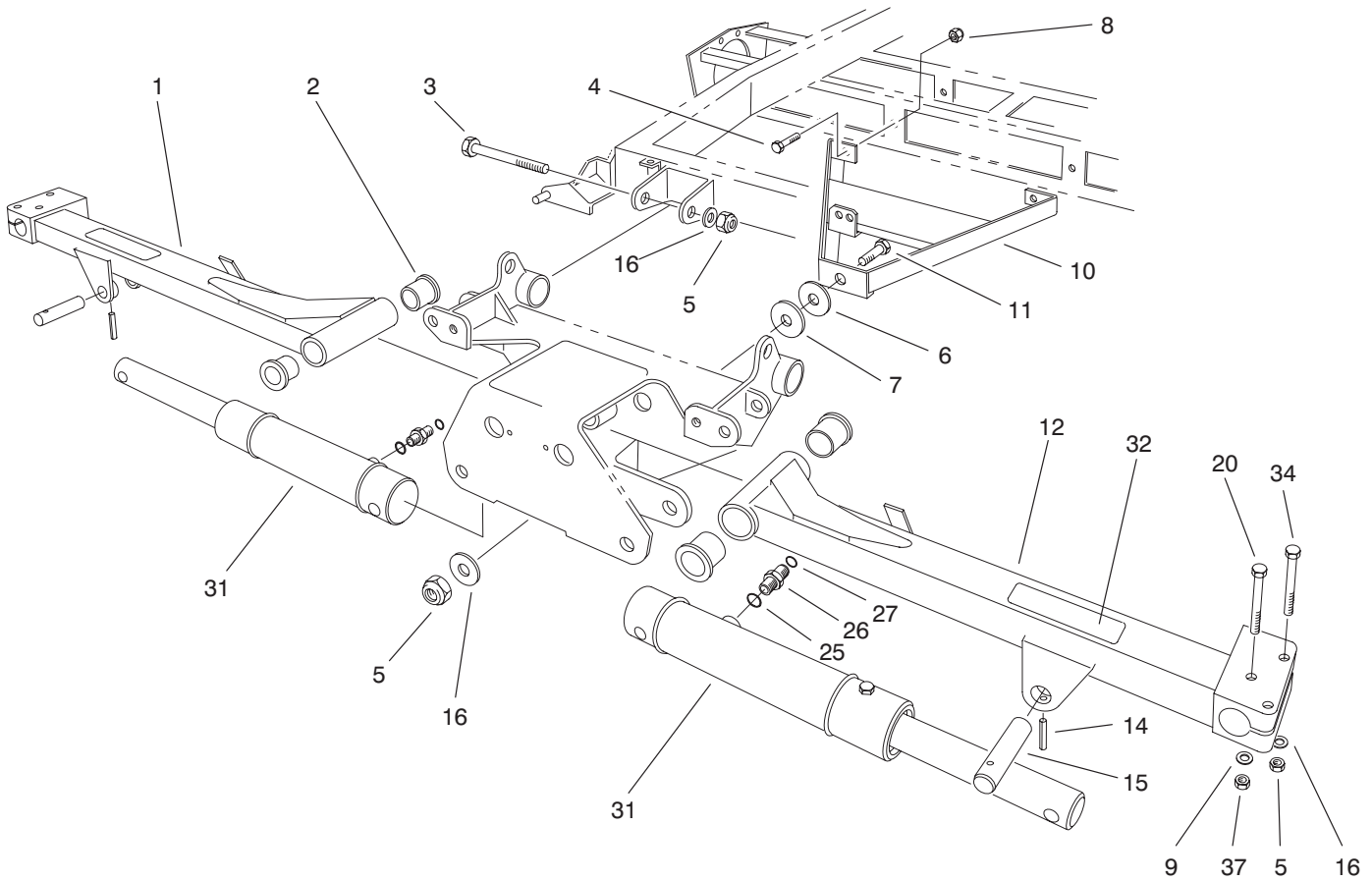
REEL SHUT-OFF VALVE NO. 58-5460

Ref. No.	Part No.	Description	No. Used
1	59-7810	Circlip	2
2	59-7820	Washer	2
†3		Spacer	1
4	59-7840	Spring	1
5	59-7850	Wiper	2
6	59-7860	Backup Washer	2

Ref. No.	Part No.	Description	No. Used
7	59-7780	O-Ring	2
†8		Body	1
†9		Spool	1
*	59-7890	Kit-Seal (Incl. Ref. #1, 5, 6 & 7)	1

* Not Illustrated

† Not Serviceable Separately

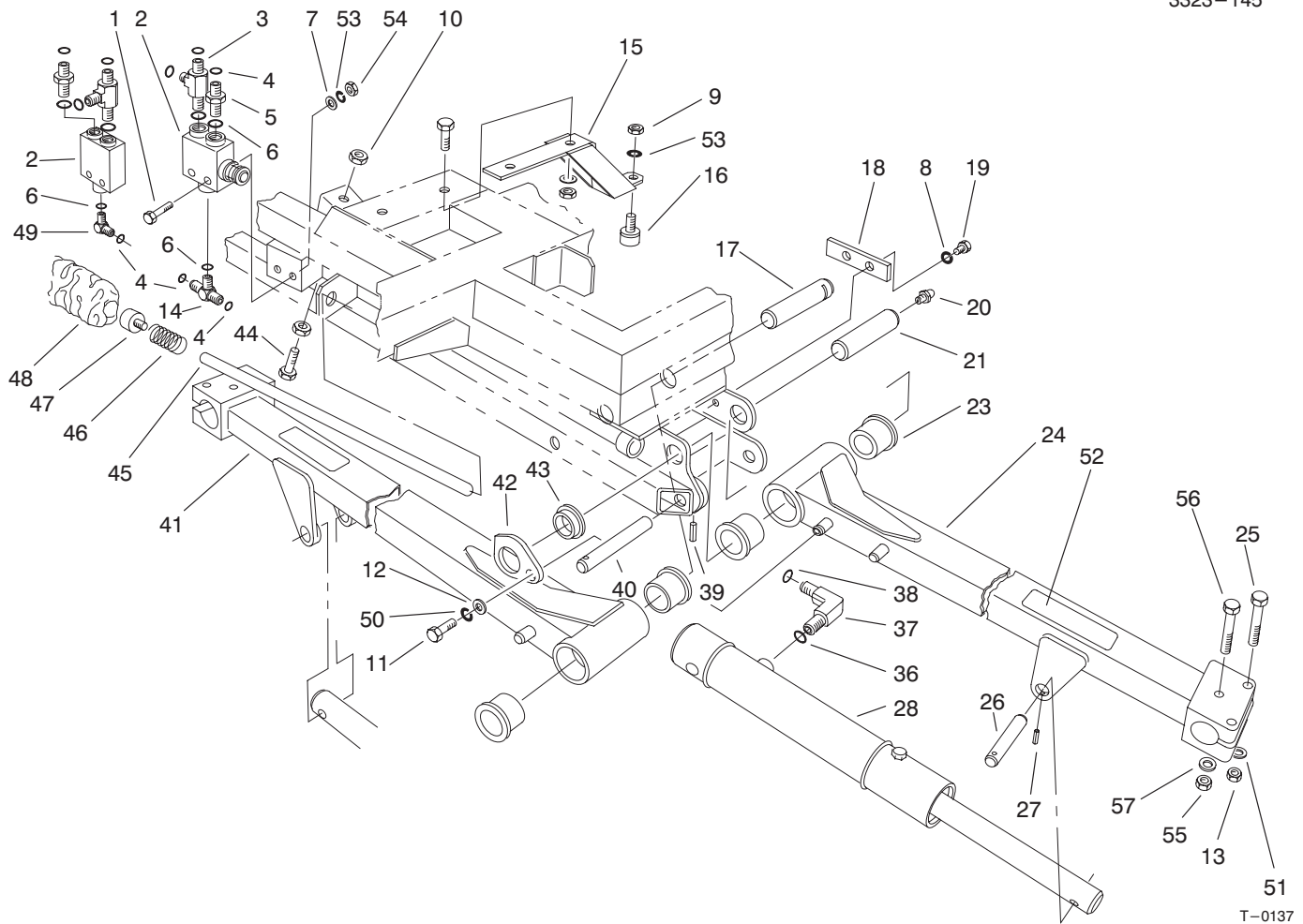


T-0136-1

NO. 2 & 3 LIFT ARMS ASSEMBLY

Ref. No.	Part No.	Description	No. Used
1	92-9291-01	No. 3 Lift Arm	1
2	68-6480	Bushing	4
3	325-17	Screw-HH	2
4	323-7	Screw-HH	2
5	3296-23	Nut-Lock	2
6	52-6180	Washer	A/R
7	60-3250	Washer-Rubber	1
8	3290-357	Nut-Lock	2
9	3256-56	Washer-Flat	2
10	92-9246-03	A-Frame	1
11	325-7	Screw-HH	1
12	92-9290-01	No. 2 Lift Arm	1

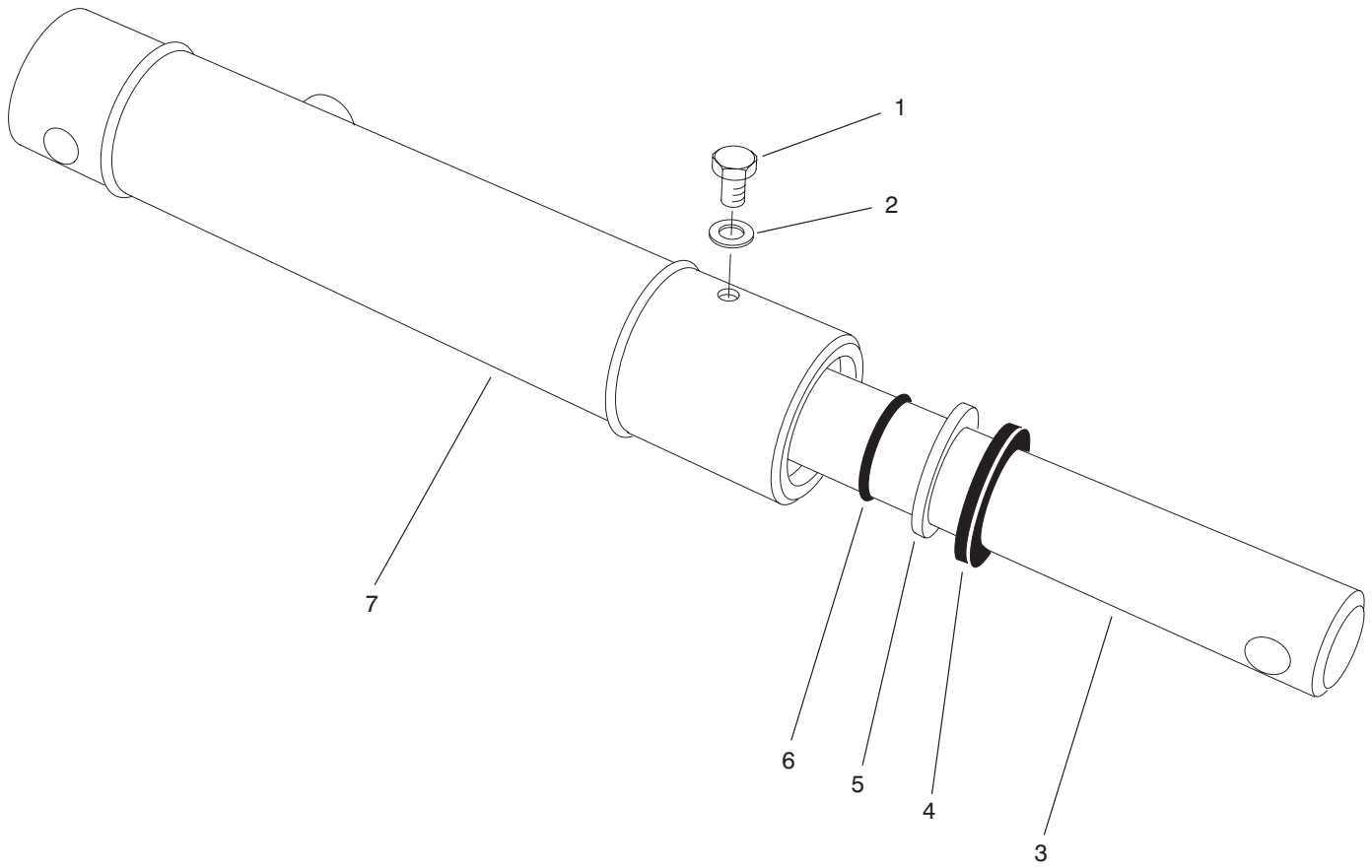
Ref. No.	Part No.	Description	No. Used
14	60-1280	Pin-Roll	2
15	58-4380	Pin-Pivot	2
16	3256-26	Washer-Flat	2
20	323-14	Screw-HH	2
25	237-42	O-Ring	2
26	340-2	Adapter (Incl. Ref. #25 & 27)	2
27	237-22	O-Ring	2
31	84-6210	Asm-Hydraulic Cylinder	2
32	93-7331	Decal	1
34	325-34	Screw-HH	4
37	3296-39	Nut-Lock	2



NO. 1, 4 & 5 LIFT ARMS ASSEMBLY

Ref. No.	Part No.	Description	No. Used	Ref. No.	Part No.	Description	No. Used
1	322-12	Screw-HH	4	25	325-34	Screw-HH	6
2	58-5460	Valve-Shut-Off	2	26	58-4380	Pin-Pivot	3
3	340-22	Fitting-Tee (Incl. Ref. #4 & 6)	2	27	60-1280	Pin-Roll	3
4	237-65	O-Ring	9	28	84-6210	Asm-Hydraulic Cylinder	3
5	340-7	Fitting (Incl. Ref. #4 & 6)	2	36	237-42	O-Ring	3
6	237-80	O-Ring	6	37	340-77	Fitting (Incl. Ref. #36 & 38)	3
7	3256-23	Washer-Flat	4	38	237-22	O-Ring	3
8	42-9850	Washer-Lock	4	39	32121-84	Pin-Roll	3
9	33014-00	Nut-Hex.	2	40	58-2720	Pin-Pivot	3
10	48-9530	Nut-Hex.	2	41	92-9289-01	Lift Arm No. 1	1
11	323-6	Screw-HH	2	42	58-9210	Cam	2
12	3256-3	Washer-Flat	2	43	60-0080	Bushing-Flanged	2
13	3296-23	Nut-Lock	6	44	53-5940	Screw-HH	1
14	340-93	Fitting-Tee (Incl. Ref. #4 & 6)	1	45	60-1340	Rod-Push RH	1
15	60-1050-03	Bracket	2	*	60-1350	Rod-Push LH	1
16	48-3280	Bumper	2	46	58-3570	Spring-Compression	2
17	60-0090	Pin-#1 Lift Arm Pivot	1	47	59-7140	Bumper	2
18	60-0190	Retainer-#1 & 4 Pivot Pin	1	48	58-9630	Sleeve-Protector	2
*	60-1640	Retainer-#5 Pivot Pin	1	49	340-17	Fitting (Incl. Ref. #4 & 6)	1
19	33114-016	Screw-HH	4	50	3253-5	Washer-Lock	2
20	302-5	Fitting-Grease	3	51	3256-26	Washer-Flat	3
21	60-0100	Pin-#4 & 5 Lift Arm Pivot	2	52	93-7331	Decal	1
23	68-6480	Bushing	6	53	3253-4	Washer-Lock	6
24	92-9296-01	Lift Arm No. 4	1	54	3217-6	Nut-Hex.	4
*	92-9297-01	Lift Arm No. 5	1	55	3296-39	Nut-Lock	6
				56	323-14	Screw-HH	3
				57	3256-56	Washer-Flat	3

* Not Illustrated



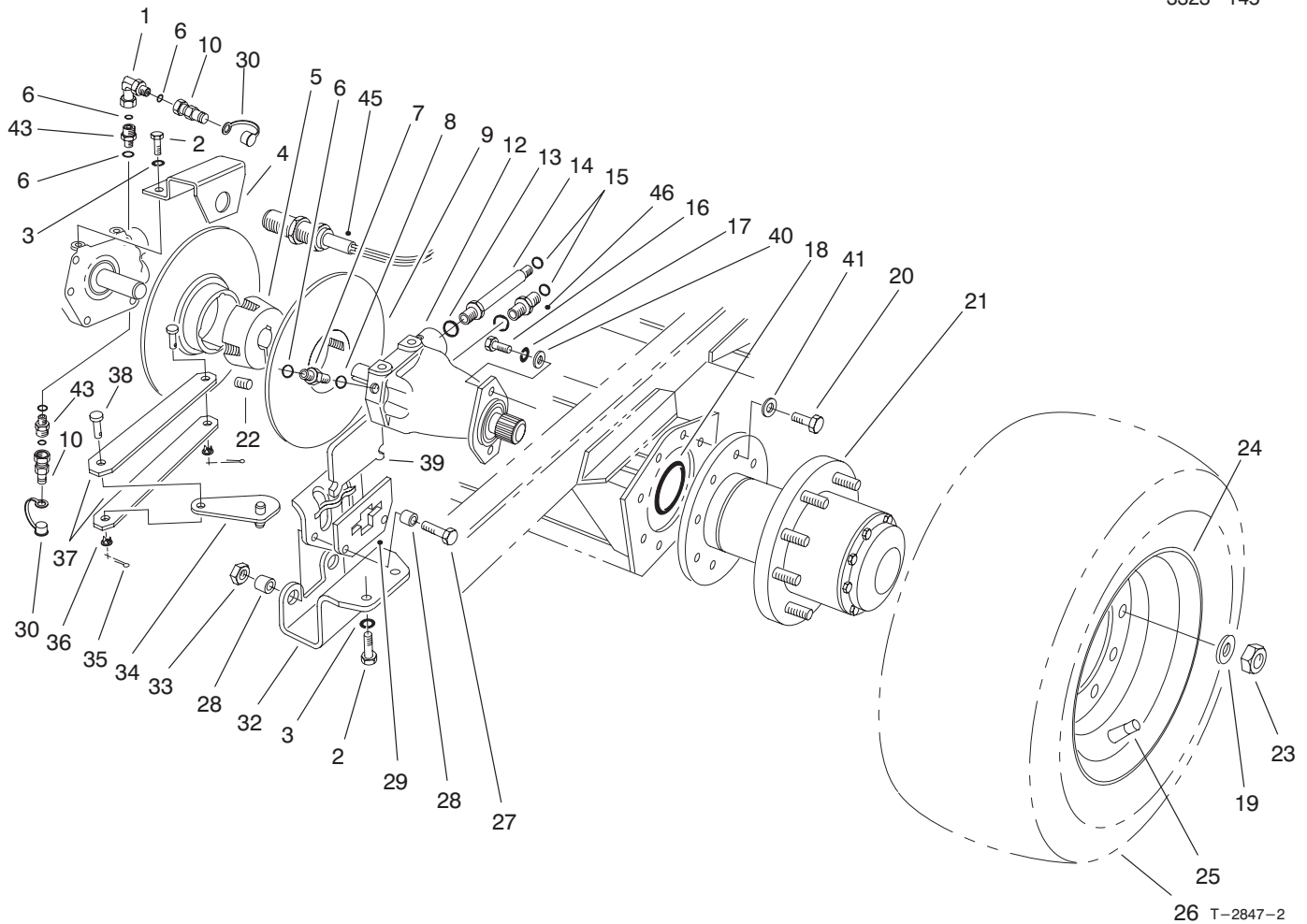
T-1685

HYDRAULIC CYLINDER ASSEMBLY NO. 84-6210

Ref. No.	Part No.	Description	No. Used
1	60-3660	Screw-Bleed	1
2	60-3650	Washer	1
†3		Rod	1
4	60-3630	Wiper	1
5	60-3620	Seal	1

Ref. No.	Part No.	Description	No. Used
6	60-3610	Ring-Snap	1
†7		Barrel	1
*	62-6370	Kit-Seal (Incl. Ref. #2 & 4-6)	1

† Not Sold Separately

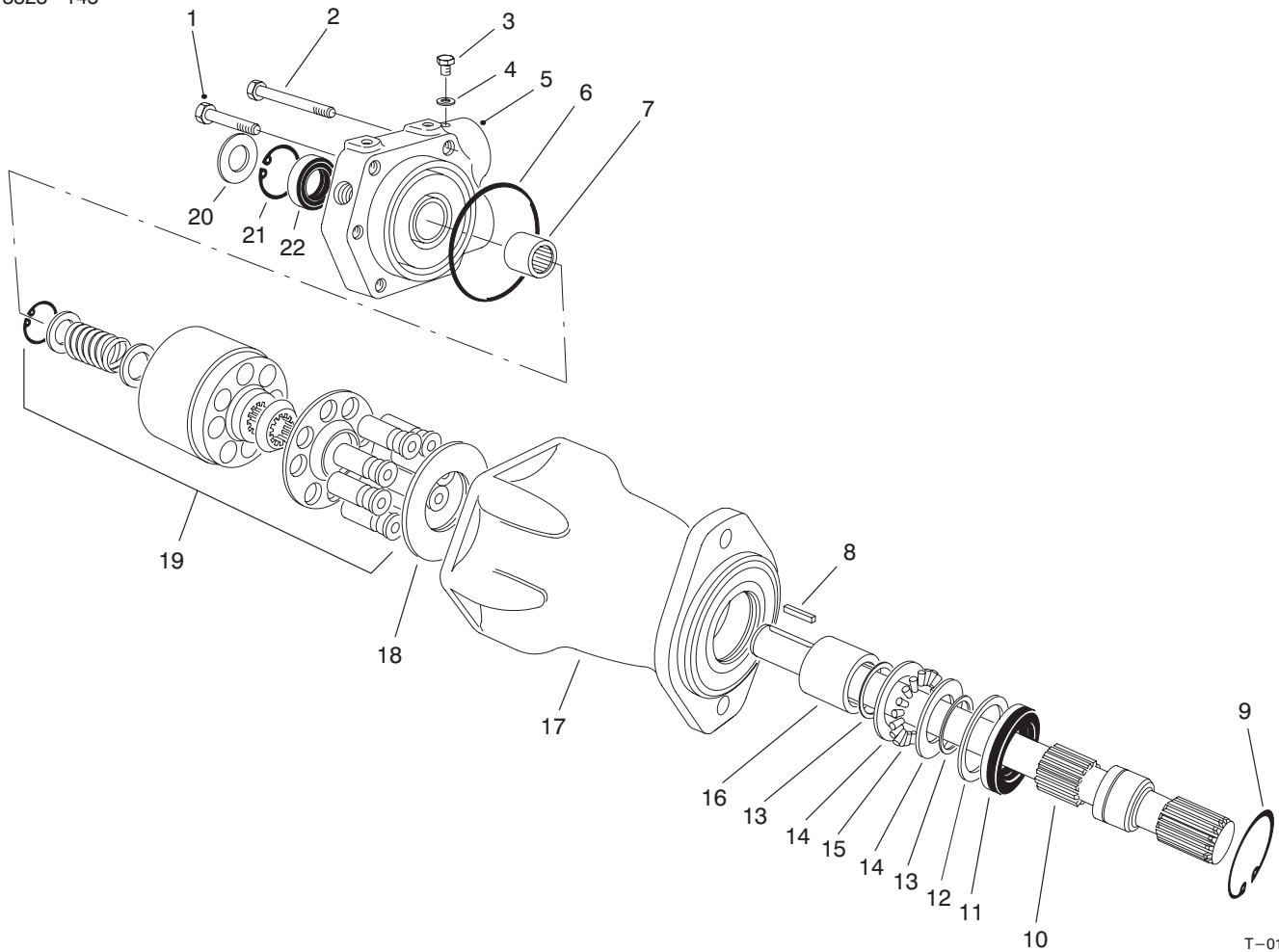


26 T-2847-2

TRACTION DRIVE ASSEMBLY

Ref. No.	Part No.	Description	No. Used	Ref. No.	Part No.	Description	No. Used
1	98-1281	Fitting-Hydraulic, 90° (Incl. Ref. #6)	1	22	3247-10	Screw-Set	4
2	322-3	Screw-HH	4	23	3219-5	Nut-Hex.	18
3	3253-4	Washer-Lock	4	24	58-5610	Rim	2
4	82-9330	Bracket-Sensor	1	25	58-5620	Tube-Inner	2
5	23-1840	Bushing (Incl. Ref. #22)	2	26	63-4480	Tire	2
6	237-22	O-Ring	7	27	323-20	Screw-HH	4
7	340-2	Fitting (Incl. Ref. #6 & 8)	2	28	58-3780	Spacer	8
8	237-42	O-Ring	2	29	29-1060	Bracket	2
9	58-0070	Disc-Brake	2	30	353-947	Dust Cap	2
10	86-5480	Fitting	2	32	58-0110-03	Bracket	2
12	58-5430	Motor-Wheel	2	33	3296-39	Nut-Lock	4
13	237-81	O-Ring	4	34	29-1070	Asm-Lever	2
14	92-6058	Fitting (Model 03706) (Incl. Ref. #13 & 15)	4	35	3272-6	Pin-Cotter	4
14	92-6058	Fitting (Model 03707) (Incl. Ref. #13 & 15)	2	36	60-1740	Nut-Spring	4
15	237-58	O-Ring	4	37	58-2300	Link-Brake	4
16	323-18	Screw-HH	4	38	283-67	Pin-Clevis	4
17	3253-5	Washer-Lock	4	39	29-1080	Pad	4
18	353-949	O-Ring	2	40	3256-3	Washer-Flat	4
19	3253-7	Washer-Lock	18	41	3253-8	Washer-Lock	16
20	327-3	Screw-HH	16	42	82-9280	Disc-22 Hole	2
21	62-6400-03	Asm-Drive Hub	2	43	98-1282	Fitting (Incl. Ref. #6)	2
				45	75-6700	Sensor-Magnetic	1
				46	340-9	Fitting-Hyd. (Model 03707) (Incl. Ref. #13 & 15)	2

* Not Illustrated



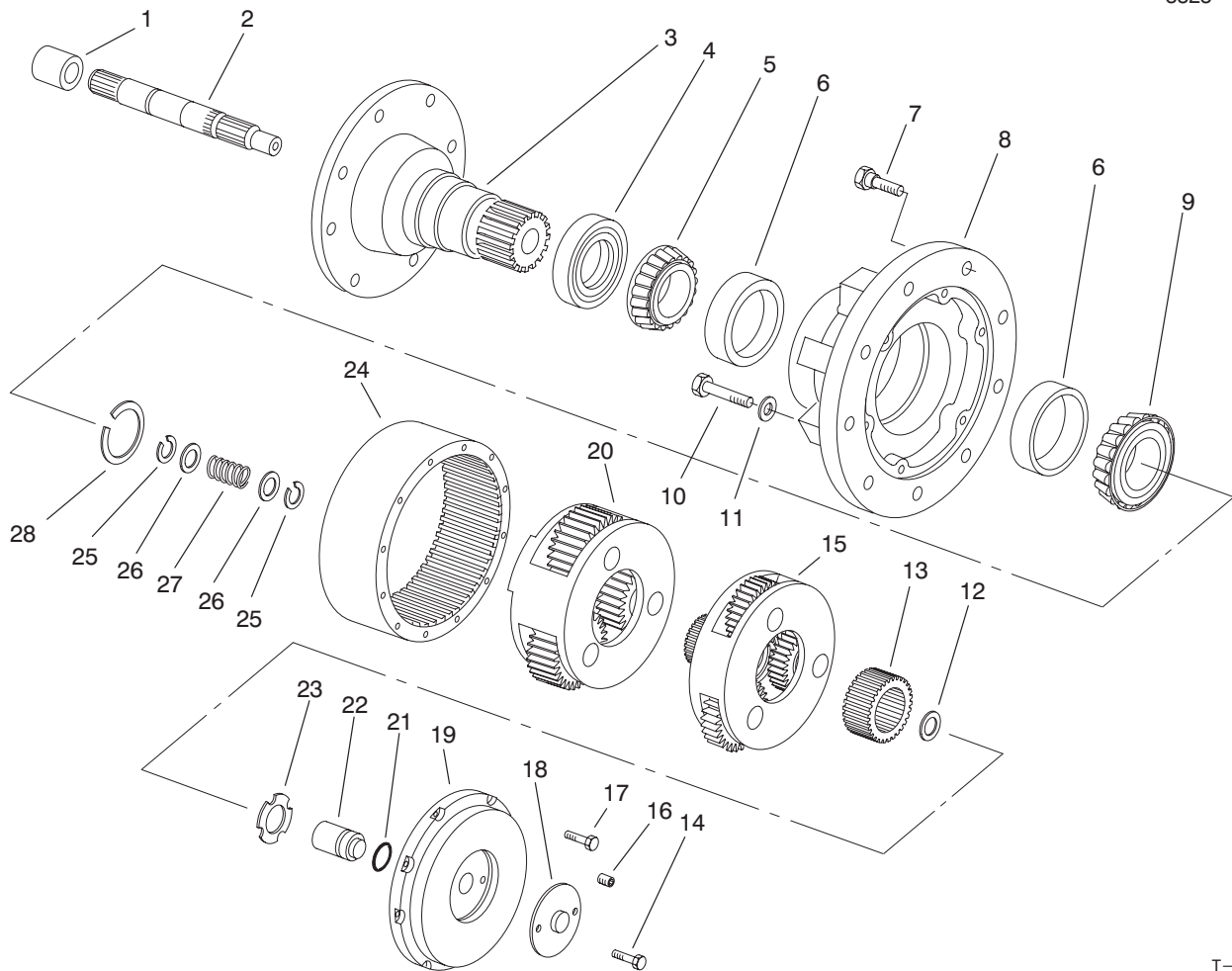
T-0139

WHEEL MOTOR ASSEMBLY NO. 58-5430

Ref. No.	Part No.	Description	No. Used
1	59-8290	Screw-HH	3
2	59-8280	Screw-HH	3
3	353-948	Plug (Incl. Ref. #4)	2
4	237-118	O-Ring	2
5	59-8270	Asm-Back Plate (Incl. Ref. #7)	1
6	59-8260	O-Ring	1
7	60-3590	Bearing	1
8	59-8380	Key	1
9	32151-13	Ring-Retaining	1
10	59-8360	Shaft-Drive	1
11	59-8370	Seal-Shaft	1
12	33-3720	Washer	1
13	32151-29	Ring-Retaining	2

Ref. No.	Part No.	Description	No. Used
14	252-71	Race-Thrust	1
15	252-66	Bearing-Thrust	1
16	60-3380	Bearing	1
17	59-8300	Asm-Housing (Incl. Ref. #16)	1
18	59-8350	Asm-Camplate	1
19	59-8340	Asm-Rotating	1
20	84-6440	Shield-Grass	1
†21		Ring-Retaining	1
†22		Seal-Shaft	1
*	59-8390	Kit-Seal Repair (Incl. Ref. #6, 9, 11, 13, & 20-22)	1
*	66-5840	Kit-Seal Repair (Incl. Ref. #20-22)	1

* Not Illustrated
 † Not Serviceable Separately



T-0140-3

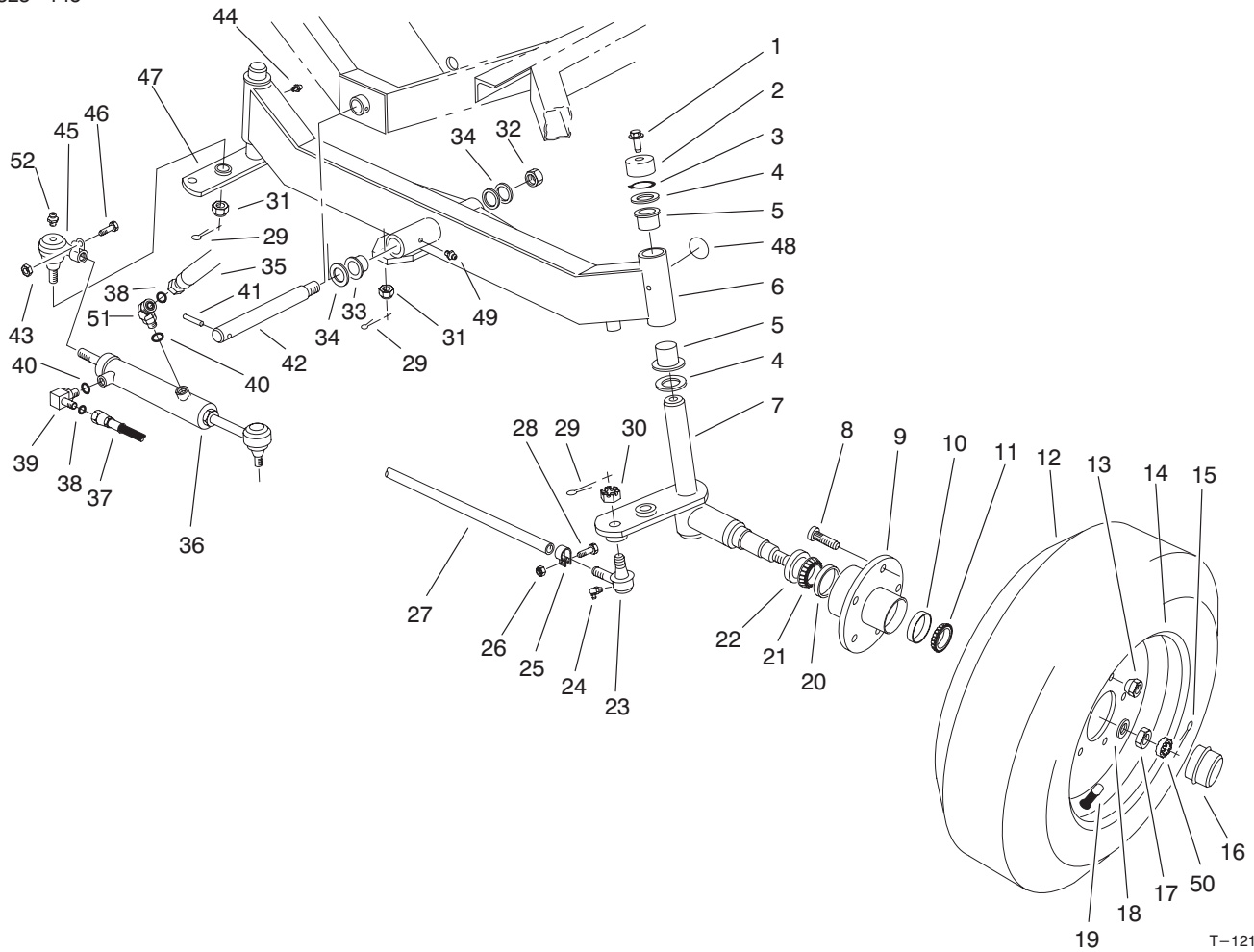
PLANETARY GEAR DRIVE ASSEMBLY

Standard Speed Ratio (19.62:1)

Ref. No.	Part No.	Description	No. Used	Ref. No.	Part No.	Description	No. Used
1	60-3800	Coupling	1	16	60-4040	Plug-Pipe	1
2	60-3810	Shaft-Input	1	17	60-4030	Bolt-Hex Hd.	8
3	60-3820	Spindle	1	18	60-4060	Cover-Disengage	1
4	60-3830	Seal-Oil	1	19	60-4050	Cover-Large	1
5	60-3840	Cone-Bearing	1	20	62-6420	Asm-Secondary Carrier (Standard Speed Ratio)	1
6	60-3850	Cup-Bearing	2	21	60-4020	O-Ring	1
7	60-3860	Bolt-Wheel	9	22	60-4010	Plunger-Disengage	1
8	60-3870	Hub	1	23	60-3990	Washer-Thrust	1
9	60-3880	Cone-Bearing	1	24	60-3900	Gear-Ring	1
10	60-3890	Bolt-Hex. Hd.	6	25	82-8700	Ring-Retaining	2
11	60-3910	Washer-Flat	6	26	60-3940	Washer	2
12	60-3980	Washer-Thrust	1	27	60-3950	Spring-Disengage	1
13	62-6430	Gear-Primary Sun (Standard Speed Ratio)	1	†28	62-6450	Kit-Retaining Ring	1
14	60-4070	Bolt-HH	2	29	60-3930	Ring-Retaining	1
15	62-6410	Asm-Primary Carrier (Standard Speed Ratio)	1	*	62-6460	Tube-RW Sealant	1

* Not Illustrated

† Includes 7 different thickness for service adjustment of bearings.



T-1211-3

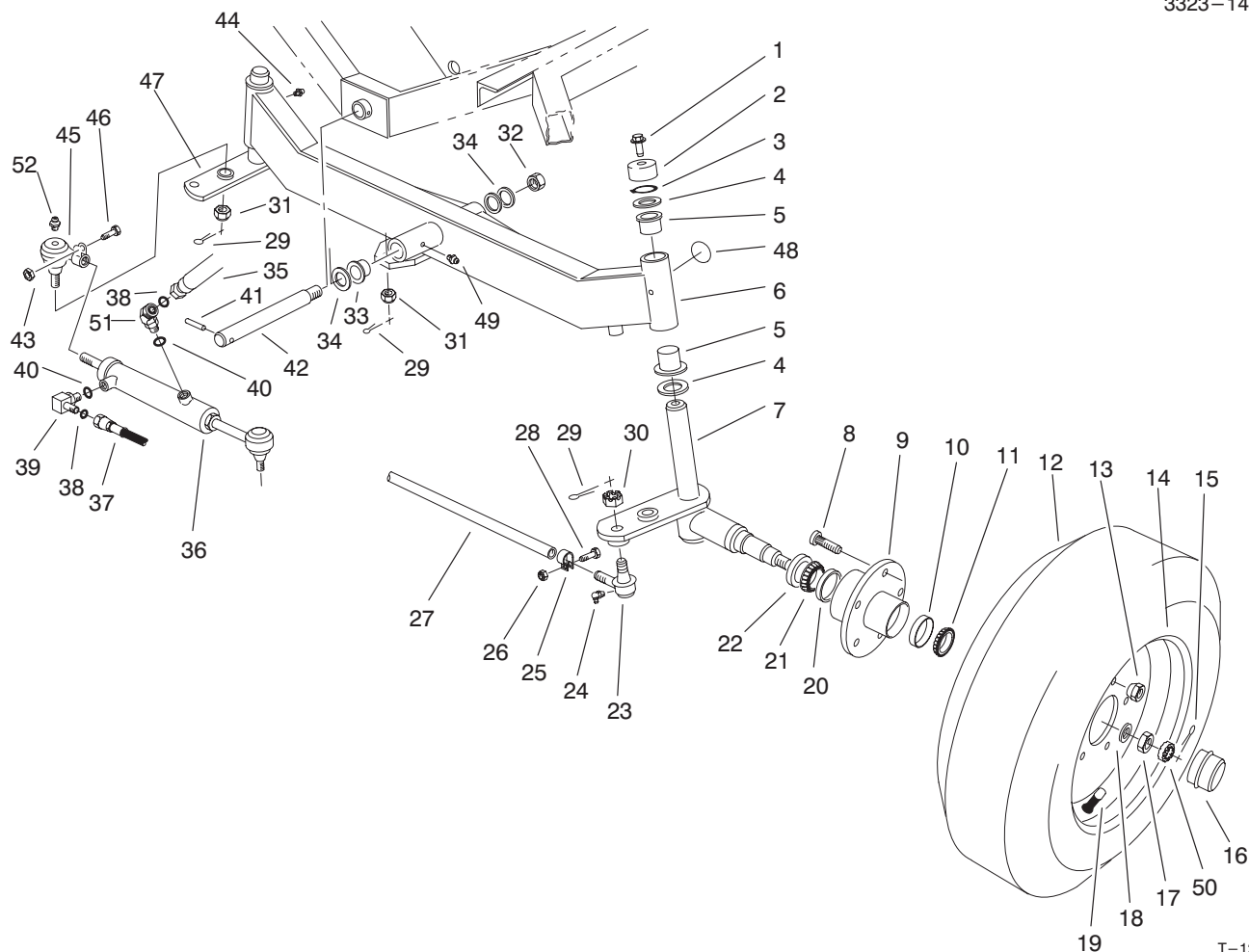
STEERING AXLE (MODEL NO. 03706 ONLY)

Ref. No.	Part No.	Description	No. Used
1	3234-12	Screw-HFH	2
2	69-8890	Cap-Spindle	2
3	32151-10	Ring-Retaining	2
4	256-304	Washer-Thrust	4
5	69-6470	Bushing-Flange	4
6	82-9850-03	Axle-Rear	1
7	93-0311-01	Spindle-Wheel LH	1
8	69-2990	Screw-Drive	10
9	69-2960-03	Hub-Wheel, Rear (Incl. Ref. #8, 10, & 20)	2
10	254-72	Cup-Bearing, Outer	2
11	254-92	Cone-Bearing, Outer	2
12	69-9880	Tire	2
13	23-7270	Nut-Lug	10
14	217-116	Rim	2
15	3272-13	Pin-Cotter	2
16	69-2970	Cap-Hub	2
17	3220-7	Nut-Jam	2
18	93-0309	Washer-Tab	2
19	232-27	Stem-Valve	2
20	254-107	Cup-Bearing Inner	2
21	254-106	Cone-Bearing Inner	2
22	69-2980	Seal-Inner	2
23	2116-4	Joint-Ball RH	1
*	2116-3	Joint-Ball, LH	1
24	302-33	Fitting-Grease	2

Ref. No.	Part No.	Description	No. Used
25	2412-7	Asm-Clamp (Incl. Ref. # 26 & 28)	2
†26		Nut-Lock	2
27	82-9260	Asm-Tie Rod (Incl. Ref. #23-26, 28 & 30)	1
†28		Screw-HH	2
29	3272-12	Pin-Cotter	4
30	32136-2	Nut-Castle	2
31	32136-13	Nut-Castle	2
32	3296-49	Nut-Lock	1
33	48-6640	Bushing-Flange	2
34	48-6660	Washer-Thrust	2
35	98-7414	Asm-Hose	1
36	77-4800	Cylinder-Steering	1
37	98-7415	Asm-Hose	1
38	237-22	O-Ring	2
39	340-97	Fitting-Hydraulic (Incl. Ref. #38 & 40)	1
40	237-78	O-Ring	2
41	60-3670	Pin-Roll	1
42	82-9210	Shaft-Pivot	1
†43		Nut-Hex.	1
44	302-5	Fitting-Grease	2
45	69-9810-03	Joint-Ball (Incl. Ref. #31, 43-44 & 46)	1
†46		Screw-HH	1

* Not Illustrated

† Not Serviceable Separately

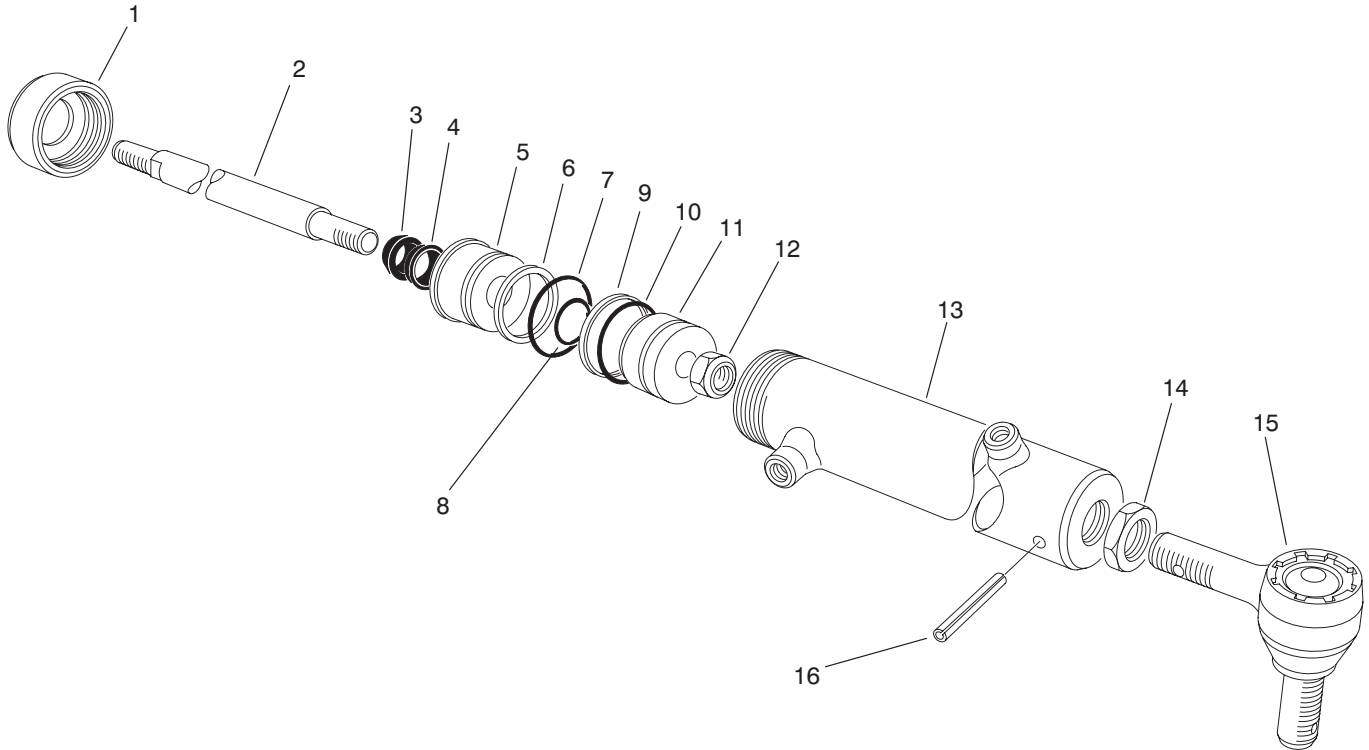


T-1211-3

STEERING AXLE (MODEL NO. 03706 ONLY) (Cont.)

Ref. No.	Part No.	Description	No. Used
47	93-0310-01	Spindle—Wheel RH	1
48	58-6520	Decal—Grease	2
49	302-11	Fitting—Grease	1
50	93-0307	Nut—Retainer	2

Ref. No.	Part No.	Description	No. Used
51	340-54	Fitting—Hydraulic, 45° (Incl. Ref. #38 & 40)	1
52	302-55	Fitting—Grease	2



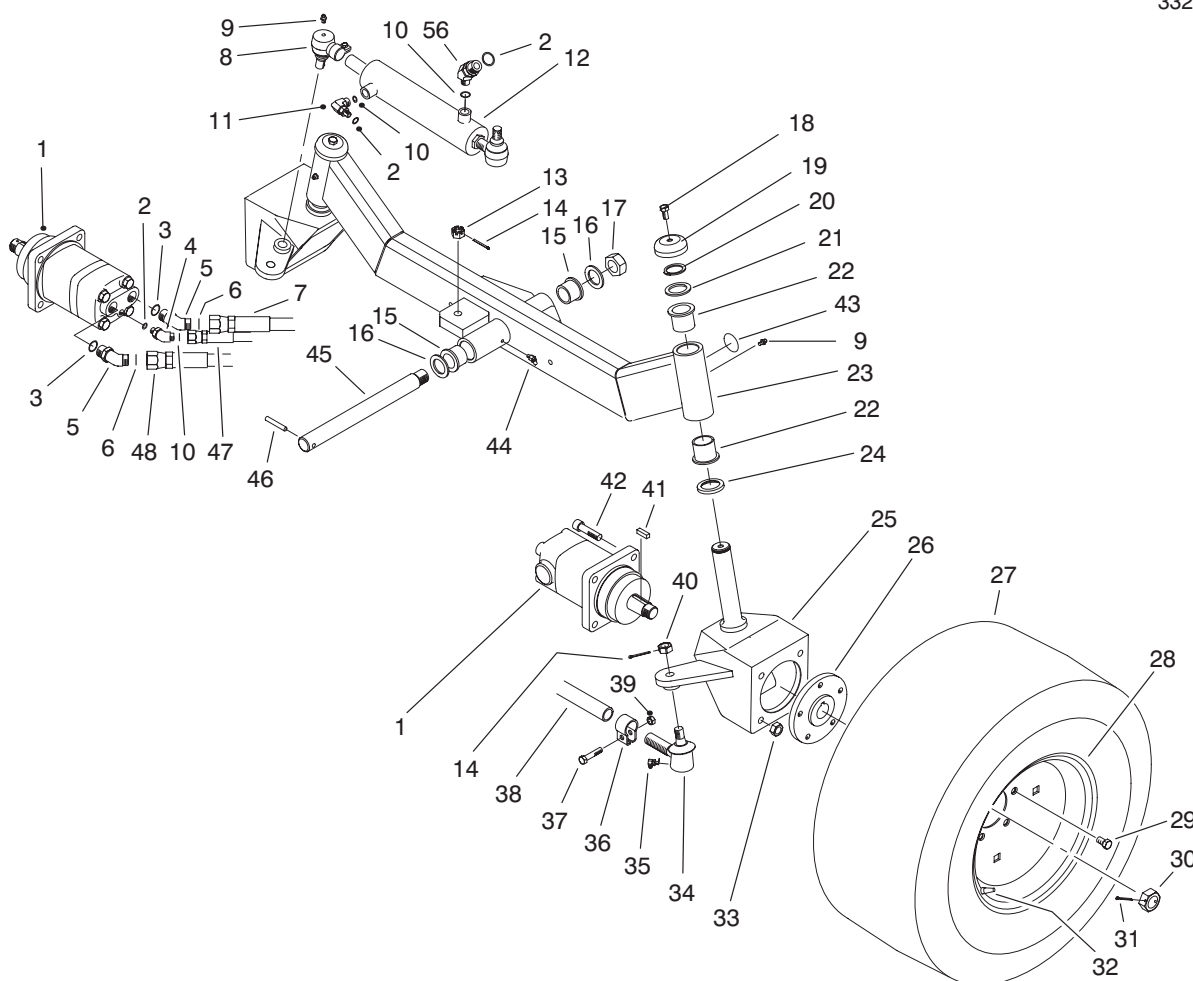
T-1209

HYDRAULIC CYLINDER 77-4800

Ref. No.	Part No.	Description	No. Used
1	82-5780	Cap-Threaded	1
2	82-5770	Rod	1
†3		Wiper-Rod	1
†4		U-Cup	1
5	82-5790	Head-Cap	1
†6		Backup Washer	1
†7		O-Ring	1
†8		O-Ring	1
†9		Servon	1

Ref. No.	Part No.	Description	No. Used
†10		O-Ring	1
11	82-5760	Piston	1
12	82-5750	Nut-Lock	1
†13		Asm-Barrel	1
14	82-5740	Nut-Jam	1
15	82-5730	Rod Tie, End	1
16	32121-44	Pin-Roll	1
*	82-5800	Kit-Repair, Seal (Incl. Ref. #3, 4, & 6-10)	1

* Not Illustrated
 † Not Serviceable Separately

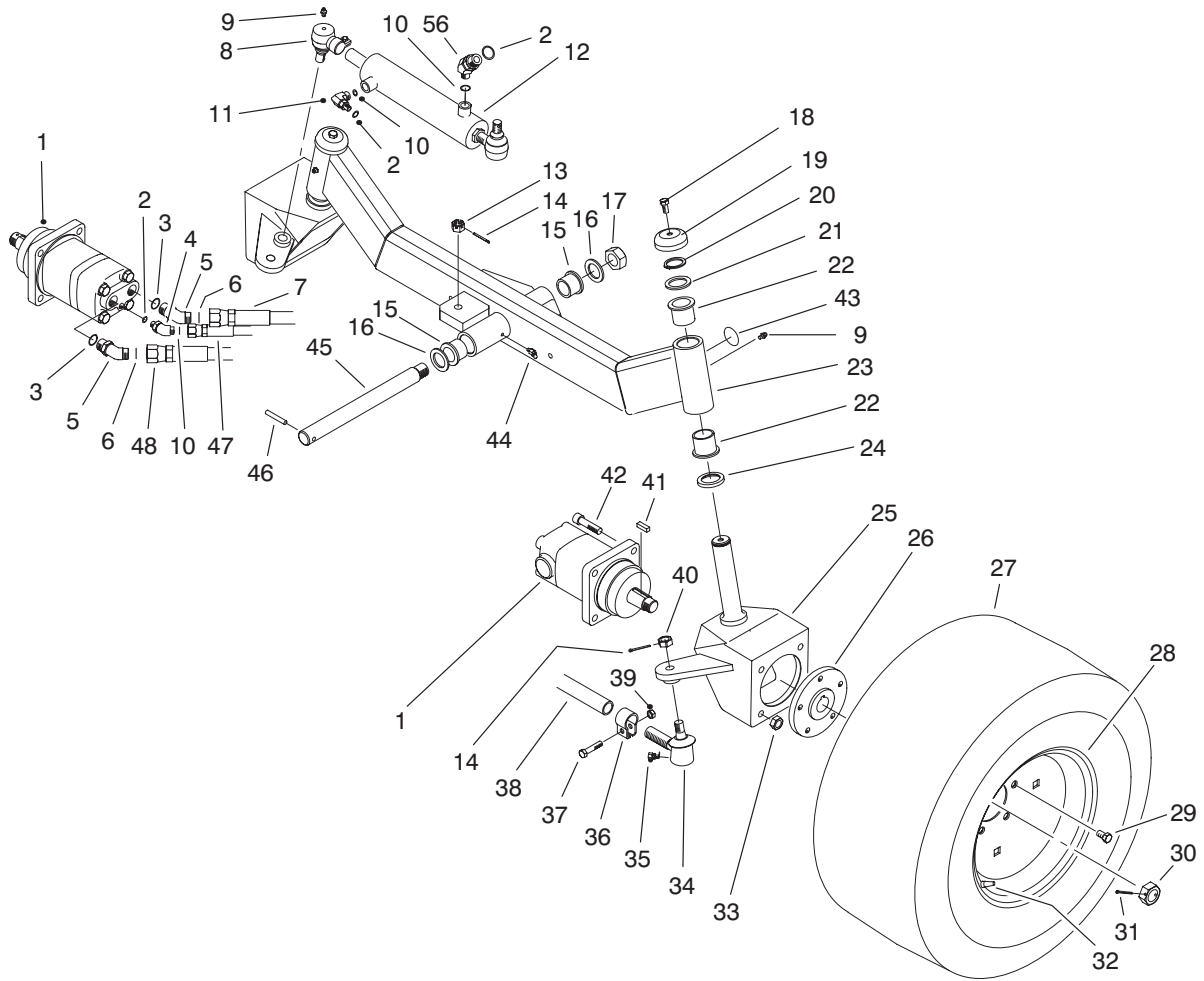


T-2895-1

STEERING AXLE (MODEL NO. 03707 ONLY)

Ref. No.	Part No.	Description	No. Used	Ref. No.	Part No.	Description	No. Used
1	92-4724	Asm-Hydraulic Motor (Incl. Ref. #30 & 41)	2	22	69-6470	Bushing-Flange	4
2	237-78	O-Ring	4	23	92-4755	Axle-Rear	1
3	237-80	O-Ring	4	24	86-6560	Washer-Thrust	2
4	340-54	Fitting-Hydraulic 45° (Incl. Ref. #2 & 10)	2	25	92-4779	Housing-Motor LH	1
5	340-14	Fitting-Hydraulic 45° (Incl. Ref. #3 & 6)	4	*	92-4787	Housing-Motor RH	1
6	237-65	O-Ring	4	26	92-4749	Hub-Wheel	2
7	94-8271	Hose-Hydraulic	2	27	69-9880	Tire	2
8	69-9810	Asm-Ball Joint (Incl. Ref. #9 & 13)	1	28	217-116	Rim	2
9	302-5	Fitting-Grease	3	29	83-2720	Bolt-Wheel	10
10	237-22	O-Ring	4	30	11-5800	Nut-Lock	2
11	340-97	Fitting-Hydraulic 90° (Incl. Ref. #2 & 10)	1	31	3272-13	Pin-Cotter	2
12	92-6057	Asm-Hydraulic Cylinder	1	32	232-27	Valve-Stem	2
13	32136-13	Nut-Castle	2	33	3296-23	Nut-Lock	8
14	3272-12	Pin-Cotter	4	34	2116-4	Joint-Ball RH	1
15	48-6640	Bushing-Flange	2	*	2116-3	Joint-Ball LH	1
16	48-6660	Washer-Thrust	2	35	302-33	Fitting-Grease	2
17	3296-49	Nut-Lock	1	36	2412-7	Asm-Clamp (Incl. Ref. #37 & 39)	2
18	3234-12	Screw-HFH	2	37	324-9	Screw-HH	2
19	69-8890	Cap-Spindle	2	38	82-9260	Asm-Tie Rod (Incl. Ref. #34-40)	1
20	32151-10	Ring-Retaining	2	39	32146-7	Nut-Lock	2
21	256-304	Washer-Thrust	2	40	32136-2	Nut-Castle	2
				41	11-5790	Key	2
				42	3274-5	Screw-Socket Hd.	8
				43	58-6520	Decal-Grease	2

* Not Illustrated

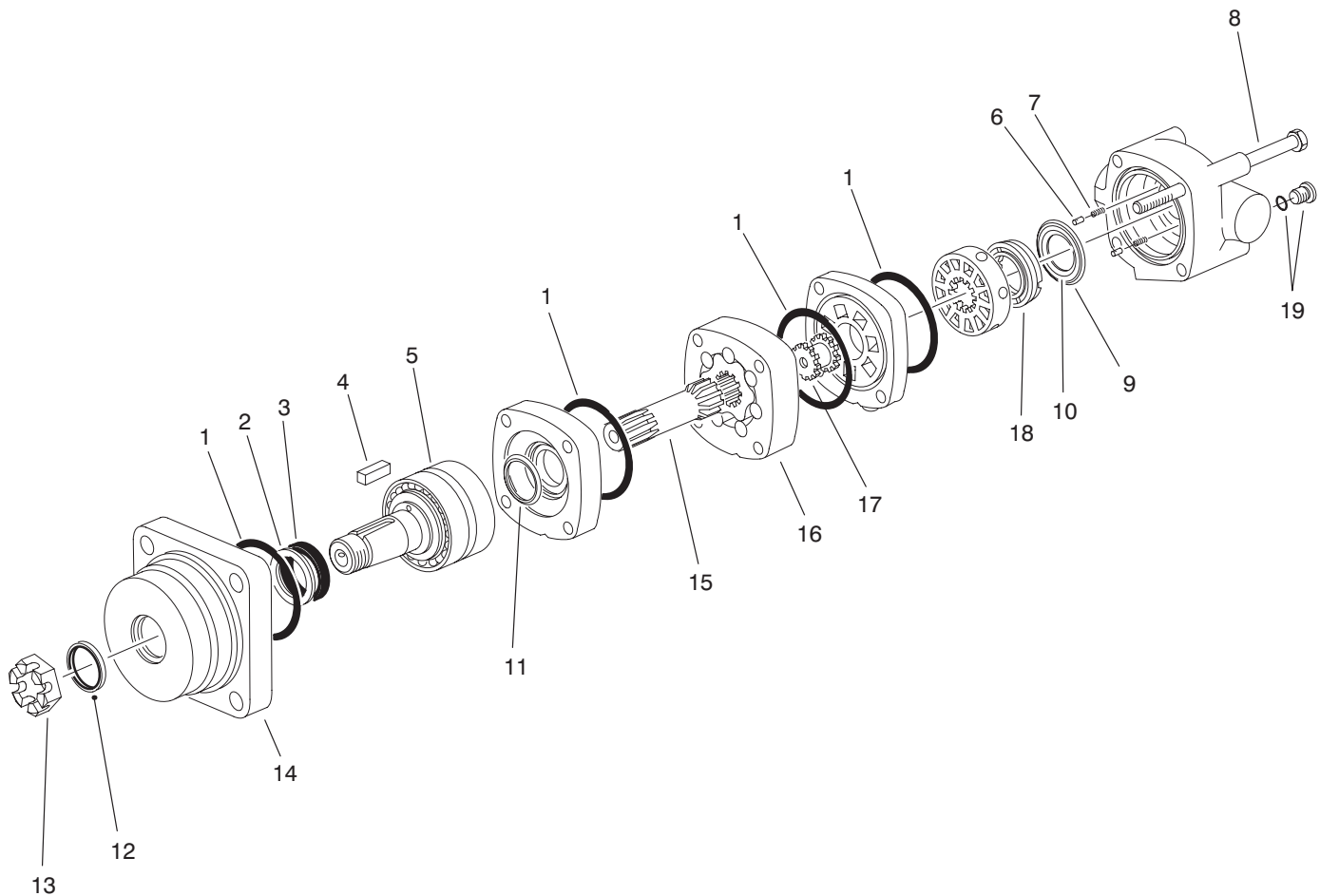


T-2895-1

STEERING AXLE (Continued)

Ref. No.	Part No.	Description	No. Used
44	302-11	Fitting-Grease	1
45	82-9210	Shaft-Pivot	1
46	60-3670	Pin-Roll	1
47	92-5664	Hose-Hydraulic	2

Ref. No.	Part No.	Description	No. Used
48	94-8272	Hose-Hydraulic	2
56	340-54	Fitting-Hydraulic 45° (Incl. Ref. #2 & 10)	1



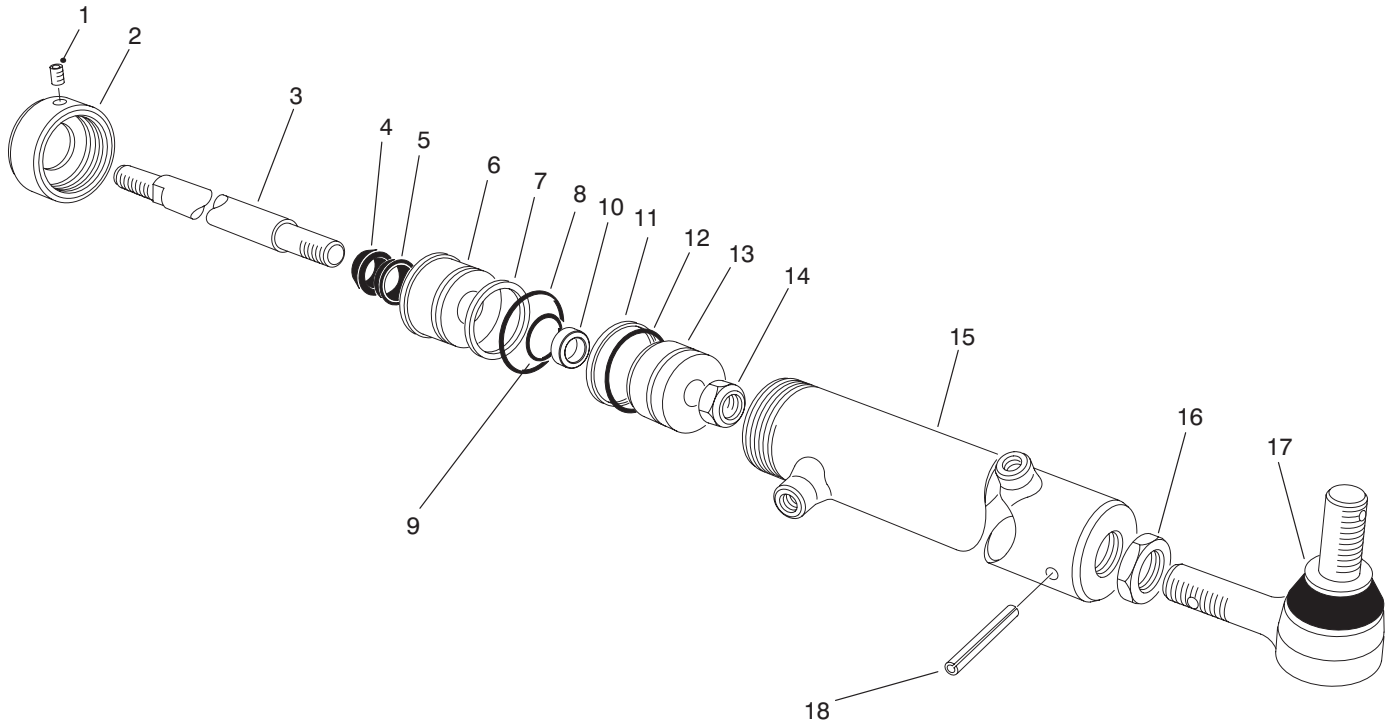
T-1705-1

HYDRAULIC MOTOR ASSEMBLY NO. 92-4724

Ref. No.	Part No.	Description	No. Used
1		O-Ring	4
2		Washer-Backup	1
3		Seal-Shaft	1
4	11-5790	Key	1
5	56-6860	Shaft Sub-Asm	1
6	33-3570	Pin	2
7	33-3410	Spring	2
8	57-6030	Bolt	4
9		Seal-Outer	1
10		Seal-Inner	1
11		Seal-Shaft	1

Ref. No.	Part No.	Description	No. Used
12		Seal-Dust	1
13	11-5800	Nut-Slotted	1
14	56-6850	Housing-Bearing	1
15	36-6270	Shaft-Drive	1
16	56-6810	Asm-Gerotor	1
17	36-6260	Valve-Drive	1
18	33-3440	Plate-Balancing	1
19	33-3580	Asm-Plug	1
*	56-6890	Kit-Seal (Incl. Ref. #1-3 & 9-12)	1

* Not Illustrated



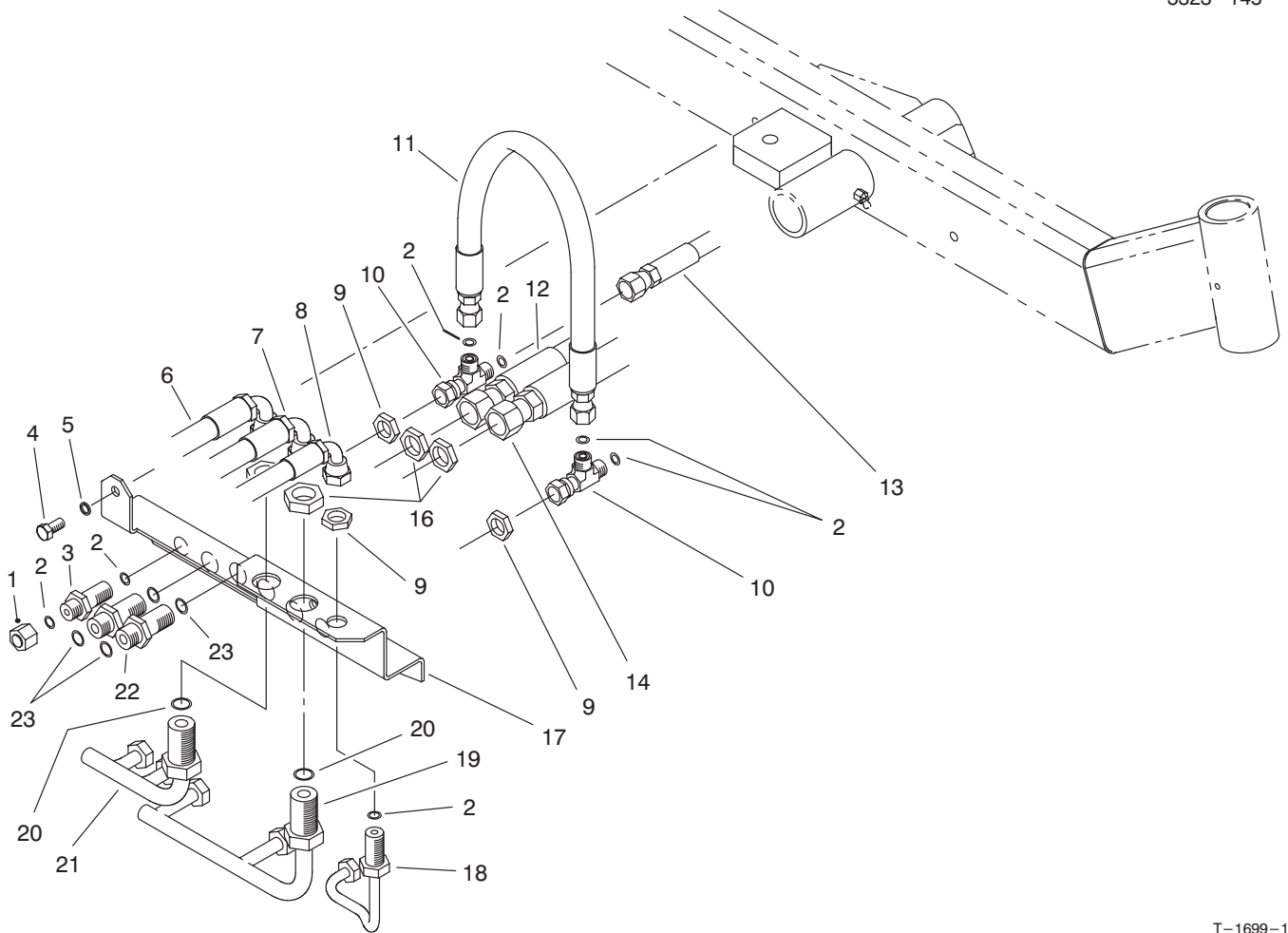
T-1715

HYDRAULIC CYLINDER NO. 92-6057

Ref. No.	Part No.	Description	No. Used
1		Screw-Set	1
2	82-5780	Cap-Threaded	1
3	82-5770	Rod	1
†4		Wiper-Rod	1
†5		U-Cup	1
6	82-5790	Head-Cap	1
†7		Backup Washer	1
†8		O-Ring	1
†9		O-Ring	1
†10		Spacer	1
†11		Servon	1

Ref. No.	Part No.	Description	No. Used
†12		O-Ring	1
13	82-5760	Piston	1
14	82-5750	Nut-Lock	1
†15		Asm-Barrel	1
16	82-5740	Nut-Jam	1
17	82-5730	Rod Tie, End	1
18	32121-44	Pin-Roll	1
19		Spacer	1
*	82-5800	Kit-Repair, Seal (Incl. Ref. #4, 5, & 7-12)	1

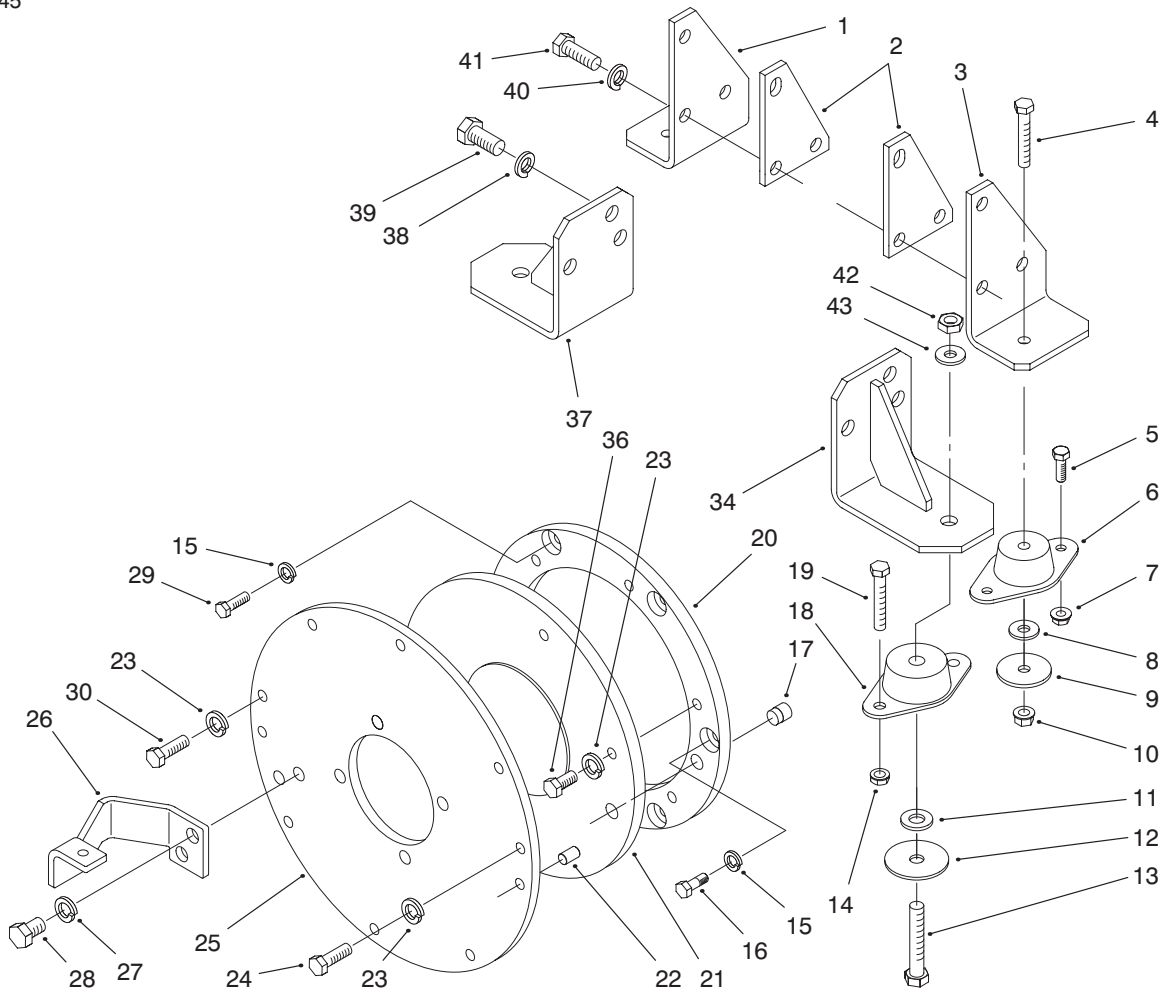
* Not Illustrated
 † Not Serviceable Separately



T-1699-1

REAR AXLE PLUMBING ASSEMBLY (MODEL NO. 03707 ONLY)

Ref. No.	Part No.	Description	No. Used	Ref. No.	Part No.	Description	No. Used
1	340-117	Fitting-Hydraulic, Cap	1	13	92-5664	Hose-Hydraulic	2
2	237-22	O-Ring	9	14	94-8271	Hose-Hydraulic	2
3	340-71	Fitting-Hydraulic, Bulkhead (Incl. Ref. #2)	2	16	340-74	Nut-Bulkhead	6
4	323-4	Screw-HH	2	17	94-8277	Bracket-Bulkhead	1
5	3253-21	Washer-Lock	2	18	94-8278	Asm-Hydraulic, Tube (Incl. Ref. #2)	1
6	92-5686	Hose-Hydraulic	1	19	94-8276	Asm-Hydraulic, Tube (Incl. Ref. #20)	1
7	92-5698	Hose-Hydraulic	1	20	237-65	O-Ring	2
8	92-5688	Hose-Hydraulic	1	21	94-8275	Asm-Hydraulic, Tube (Incl. Ref. #20)	1
9	340-70	Nut-Bulkhead	3	22	340-76	Fitting-Hydraulic, Bulkhead (Incl. Ref. #23)	4
10	340-115	Fitting-Hydraulic, Tee (Incl. Ref. #2)	2	23	237-65	O-Ring	8
11	92-5665	Hose-Hydraulic	1				
12	94-8272	Hose-Hydraulic	2				

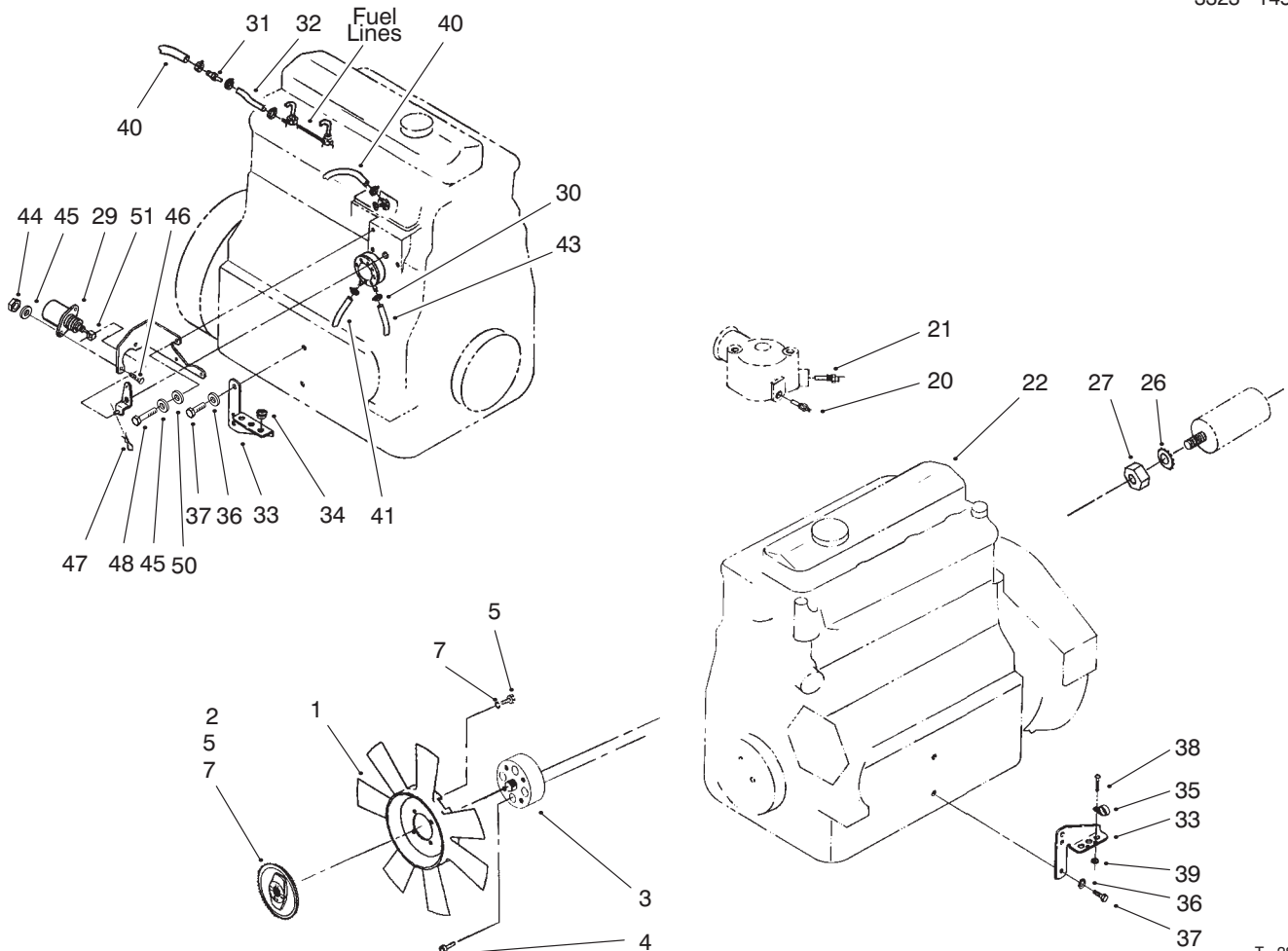


T-2848-2

ENGINE MOUNTING

Ref. No.	Part No.	Description	No. Used
1	98-1204-03	Bracket-Engine, RH Rear	1
2	98-1200-03	Spacer	2
3	98-1205-03	Bracket-Engine, LH Rear	1
4	323-11	Screw-HH	2
5	322-5	Screw-HH	4
6	83-1030	Mount-Engine	2
7	32128-20	Nut-HFH	4
8	80-6990	Washer-Hardened	2
9	62-7400	Washer-Rebound	2
10	32128-43	Nut-Lock	2
11	3256-26	Washer-Flat	2
12	87-5100	Washer-Flat	2
13	33116-070	Screw-HH	2
14	32128-21	Nut-HFH	4
15	42-9850	Washer-Lock	6
16	98-1213	Bolt-Shoulder	2
17	58-3590	Dowel	2
18	94-8200	Mount-Engine, Rubber	2
19	323-11	Screw-HH	4
20	98-1210-01	Spacer-Coupling	1

Ref. No.	Part No.	Description	No. Used
21	92-1753	Coupling-Spring Center	1
22	98-1212	Pin-Pump, Plate	2
23	48-9590	Washer-Lock	14
24	43-0090	Bolt	7
25	98-1211-03	Plate-Pump Adapter	1
26	98-7066-03	Bracket-Dampener	1
27	3253-7	Washer-Lock	2
28	3213-20	Screw-HH	2
29	33114-020	Screw-HH	4
30	56-2140	Bolt	1
34	98-1206-01	Bracket-Front LH	1
36	70-8470	Screw-HH	6
37	98-1207-03	Bracket-Front RH	1
38	43-5950	Washer-Lock	6
39	43-3210	Screw-HH	6
40	48-8070	Washer-Lock	6
41	43-3180	Screw-HH	6
42	48-9530	Nut	2
43	43-5940	Washer	2

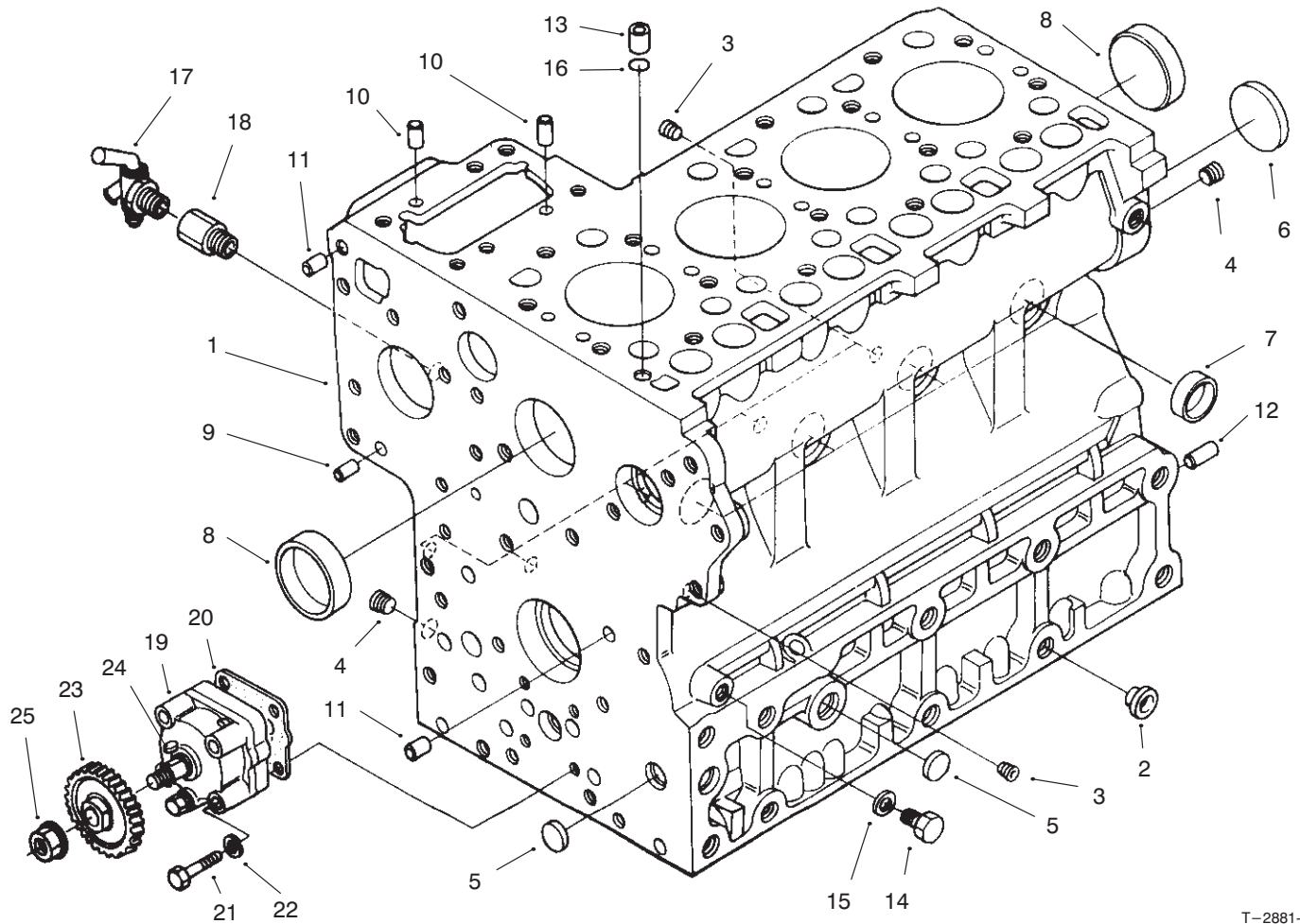


T-2896-2

ENGINE ASSEMBLY

Ref. No.	Part No.	Description	No. Used
1	92-2961	Fan	1
2	93-1430	Drive-Fan	1
3	98-1242	Spacer-Fan	1
4	52-6290	Screw- Socket Head	4
5	322-2	Screw-HH	8
7	3253-4	Washer-Lock	8
20	98-3824	Switch-Temperature	1
21	98-3825	Switch-Temperature	1
22	95-4395	Engine-Diesel	1
26	3255-8	Washer-Lock	1
27	33014-00	Nut-Hex.	1
29	98-3817	Kit-Solenoid (Incl. Ref. #44-51)	1
30	2412-108	Clamp-Hose	6
31	98-3818	Fitting-Union	1
32	75-4706	Fuel Line	1
33	98-1293	Bracket	2

Ref. No.	Part No.	Description	No. Used
34	240-9	Grommet	3
35	2412-83	R-Clamp	2
36	43-5940	Washer-Spring	4
37	42-9250	Screw-HH	4
38	32105-13	Screw-HH	2
39	3296-2	Nut-Lock	2
40	63-7610	Hose-Fuel	1
41	63-7628	Hose-Fuel	1
43	37-9560	Hose-Fuel	1
44	48-7890	Nut-Hex.	2
45	48-8020	Washer	5
46	48-7620	Screw	2
47	3272-2	Pin-Cotter	1
48	48-7640	Screw	3
50	33093-00	Washer	3
51	98-7824	Swivel-Control	1



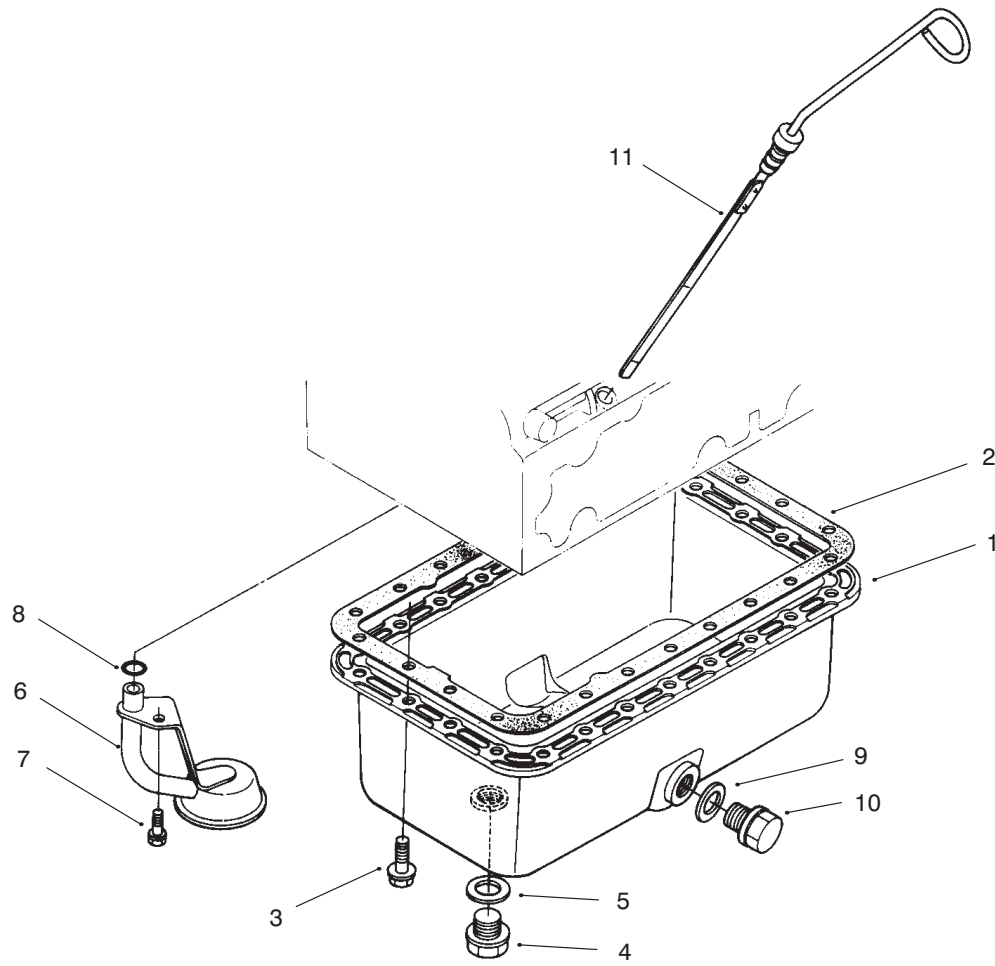
T-2881-1

CRANKCASE

Ref. No.	Part No.	Description	No. Used
1	98-7485	Crankcase (Incl. Ref. #2-13)	1
2	98-7486	Plug	2
3	98-7487	Plug	6
4	98-7488	Plug	2
5	98-7489	Plug	3
6	98-7490	Plug	1
7	98-7500	Cap-Sealing	6
8	98-7501	Cap-Sealing	2
9	98-7502	Pin-Straight	2
10	98-7503	Pin-Straight	2
11	98-7504	Pin-Straight	2
12	98-7505	Pin-Straight	1
13	98-7506	Pin-Pipe	1

Ref. No.	Part No.	Description	No. Used
14	98-7507	Plug	1
15	98-7428	Gasket	1
16	98-7509	O-Ring	1
17	98-7510	Cock-Drain	1
18	98-7511	Joint-Drain Cock	1
19	98-7512	Asm-Oil Pump	1
20	98-7513	Gasket-Oil Pump	1
21	98-7514	Bolt	4
22	98-7515	Washer-Spring	4
23	98-7516	Gear-Oil Pump Drive	1
24	98-7517	Key-Feather	1
25	98-7518	Nut-Flange	1
*26	98-7519	Plug	1

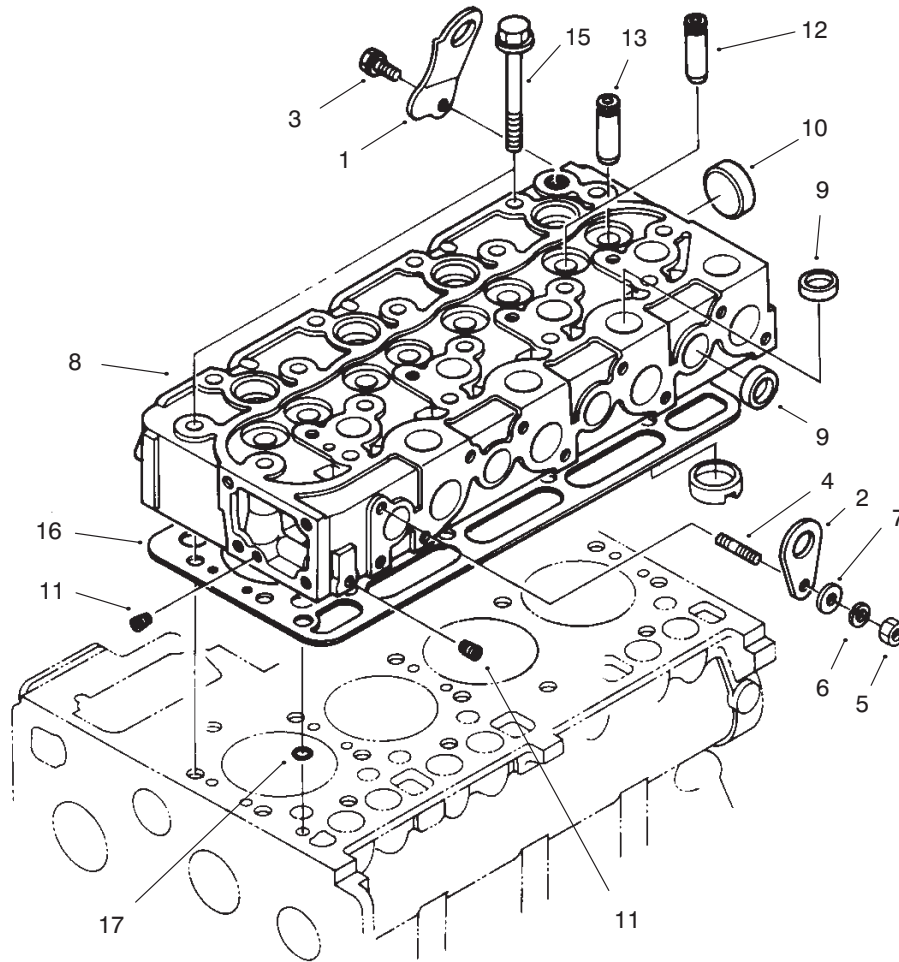
* Not Illustrated



T-2869-1

OIL PAN

Ref. No.	Part No.	Description	No. Used	Ref. No.	Part No.	Description	No. Used
1	98-7520	Oil Pan	1	7	98-7526	Bolt	1
2	98-7521	Gasket	1	8	98-7527	O-Ring	1
3	98-7522	Bolt-Flange	24	9	98-7528	Gasket	1
4	98-7523	Plug-Drain	1	10	98-7529	Plug-Drain	1
5	98-7524	Gasket	1	11	98-7432	Gauge-Oil	1
6	98-7525	Filter-Oil	1				

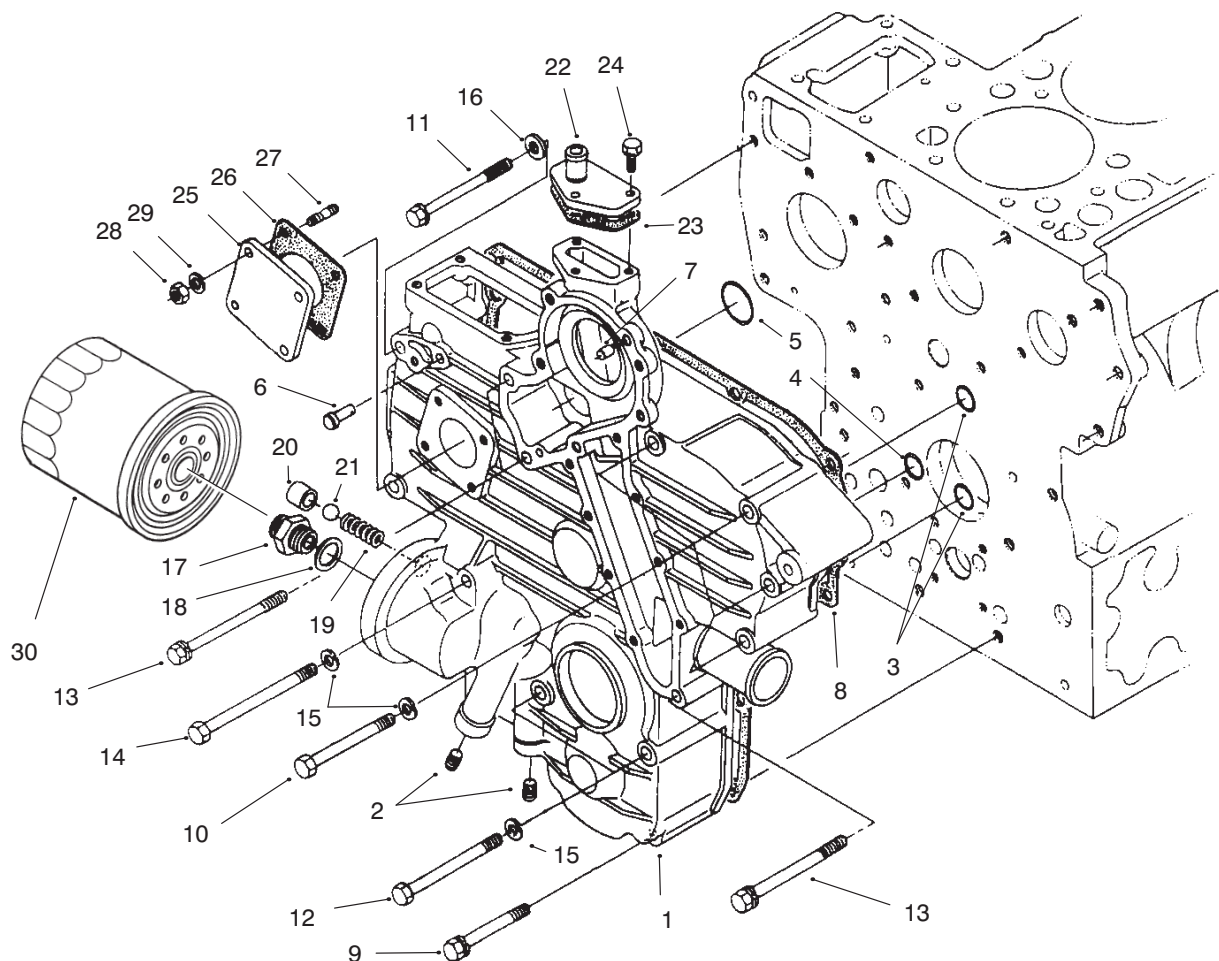


T-2879-2

CYLINDER HEAD

Ref. No.	Part No.	Description	No. Used
1	98-7530	Hook-Engine	1
2	98-7531	Hook-Engine	1
3	98-7526	Bolt	1
4	98-7533	Stud	1
5	98-7534	Nut	1
6	98-7535	Washer-Spring	1
7	98-7536	Washer-Plain	1
8	98-7537	Complete Cylinder Head (Incl. Ref. #9-14)	1

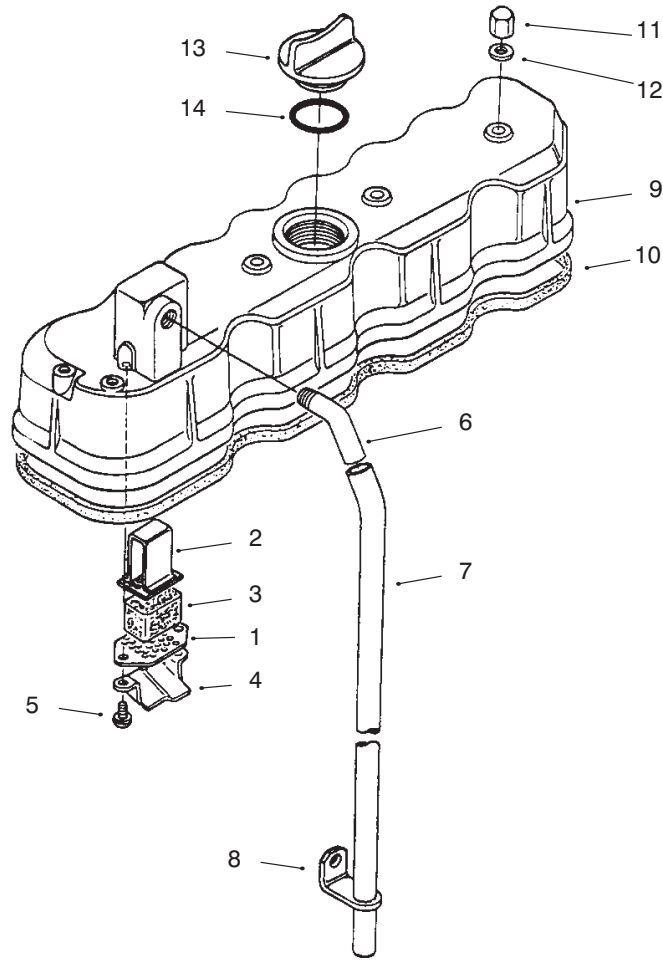
Ref. No.	Part No.	Description	No. Used
9	98-7538	Cap-Sealing	12
10	98-7539	Cap-Sealing	1
11	98-7540	Plug	2
12	98-7541	Guide-Inlet Valve	4
13	98-7542	Guide-Exhaust Valve	4
15	98-7543	Bolt-Cylinder Head	18
16	98-7544	Gasket-Cylinder Head	1
17	98-7509	O-Ring	1



T-2882-1

GEAR CASE

Ref. No.	Part No.	Description	No. Used	Ref. No.	Part No.	Description	No. Used
1	98-7545	Asm-Gear Case (Incl. Ref # 2-7)	1	16	98-7536	Washer-Plain	1
2	98-7546	Plug	2	17	98-7561	Joint-Pipe	1
3	98-7547	O-Ring	2	18	98-7562	Washer-Plain	1
4	98-7548	O-Ring	1	19	98-7563	Spring	1
5	98-7549	O-Ring	1	20	98-7564	Seat-Valve	1
6	98-7550	Pin-Start Spring	1	21	98-7565	Ball	1
7	98-7504	Pin-Straight	2	22	98-7566	Flange-Water Return	1
8	98-7552	Packing-Gear Case	1	23	98-7567	Gasket	1
9	98-7553	Bolt	2	24	98-7568	Bolt	3
10	98-7554	Bolt	5	25	98-7569	Cover	1
11	98-7555	Bolt	1	26	98-7570	Gasket-H/Meter Unit	1
12	98-7556	Bolt	2	27	98-7571	Stud	4
13	98-7557	Bolt	3	28	98-7572	Nut	4
14	98-7558	Bolt	2	29	98-7515	Washer-Spring	4
15	98-7535	Washer-Spring	9	30	98-7431	Cartridge-Oil Filter	1

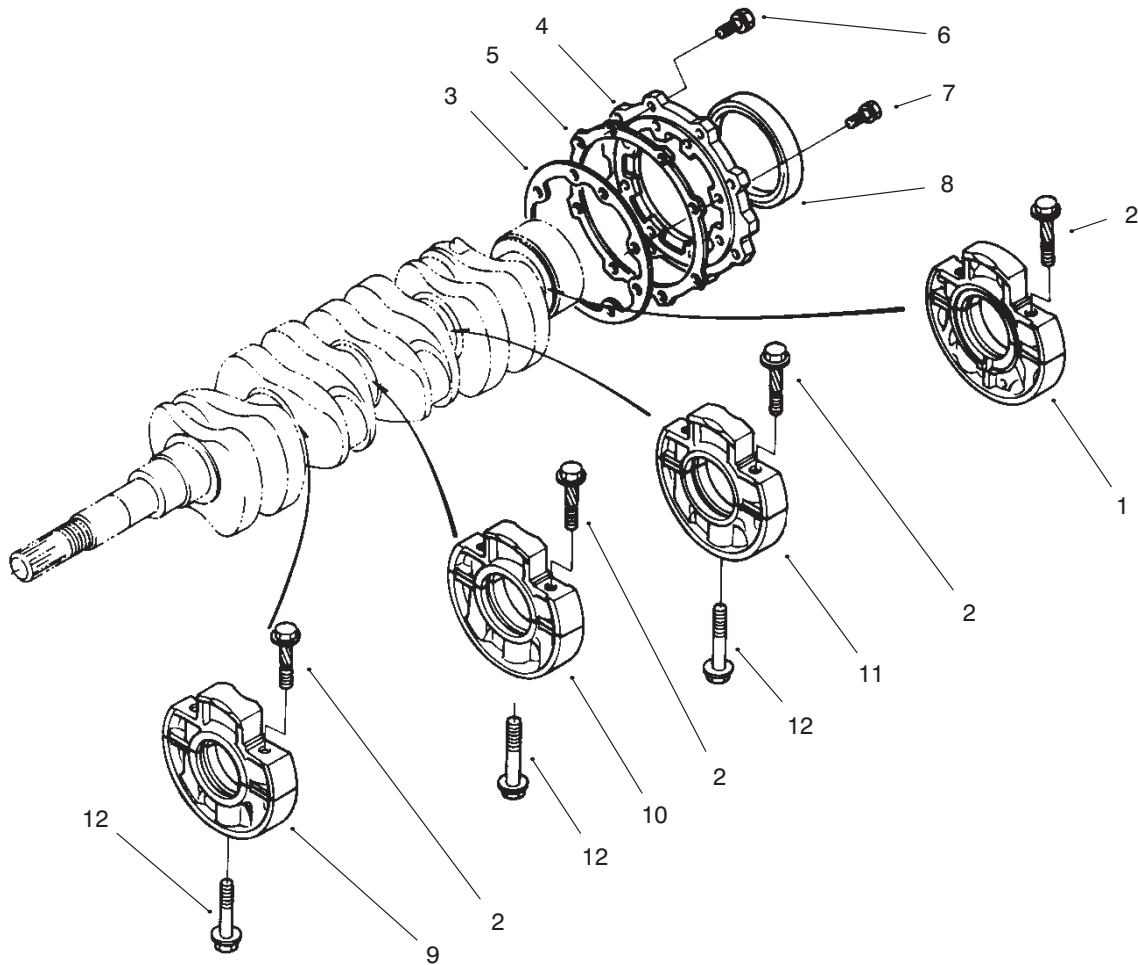


T-2876-1

VALVE COVER

Ref. No.	Part No.	Description	No. Used
1	98-7417	Plate-Element	1
2	98-7418	Plate-Element	1
3	98-7419	Element-Breather	1
4	98-7420	Oil Shield-Breather	1
5	98-7421	Screw	2
6	98-7422	Joint-Breather Pipe	1
7	98-7423	Pipe-Breather	1

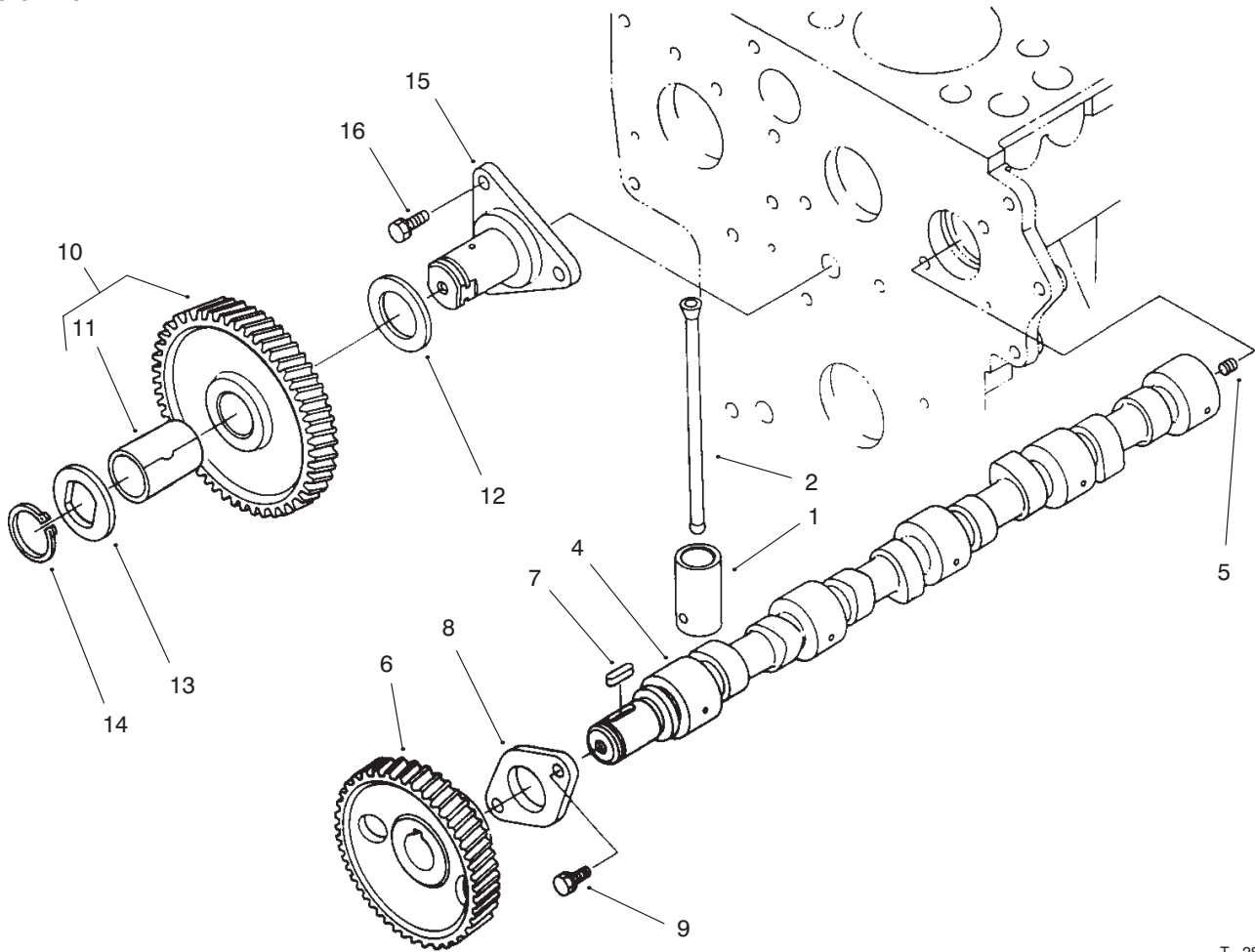
Ref. No.	Part No.	Description	No. Used
8	98-7424	Clamp-Pipe	1
9	98-7425	Cover-Cylinder Head	1
10	98-7426	Gasket-Head Cover	1
11	98-7427	Nut-Cap	4
12	98-7428	Gasket	4
13	98-7429	Plug-Oil Filter	1
14	98-7430	O-Ring	1



T-2870-1

MAIN BEARING CASE

Ref. No.	Part No.	Description	No. Used	Ref. No.	Part No.	Description	No. Used
1	98-7433	Asm-Main Bearing Case	1	7	98-7439	Bolt	8
2	98-7434	Bolt-Bearing Case	8	8	98-7440	Seal-Oil	1
3	98-7435	Gasket-Bearing Case	1	9	98-7441	Asm-Main Bearing Case	1
4	98-7436	Cover-Bearing Case	1	10	98-7442	Asm-Main Bearing Case.	1
5	98-7437	Gasket-Bearing Case Cover	1	11	98-7443	Asm-Main Bearing Case.	1
6	98-7438	Bolt	8	12	98-7444	Bolt-Bearing Case	3

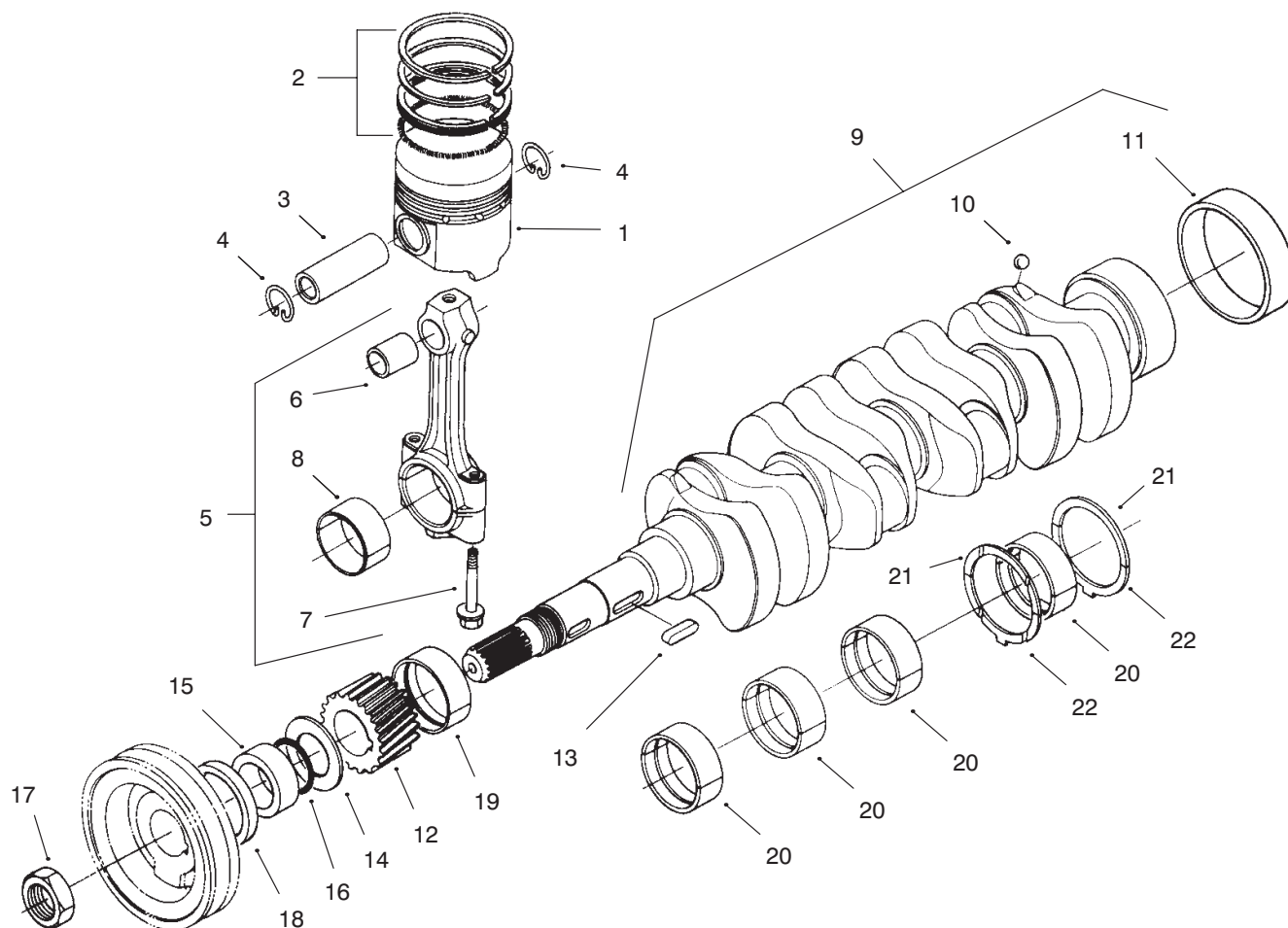


T-2880-1

CAMSHAFT

Ref. No.	Part No.	Description	No. Used
1	98-7445	Tappet	8
2	98-7446	Push Rod	8
3	98-7447	Asm - Camshaft (Incl. Ref. # 4-8)	1
4	98-7448	Camshaft	1
5	98-7449	Screw - Set	1
6	98-7450	Gear - Camshaft	1
7	98-7451	Key - Feather	1
8	98-7452	Stopper - Camshaft	1
9	98-7453	Bolt	2

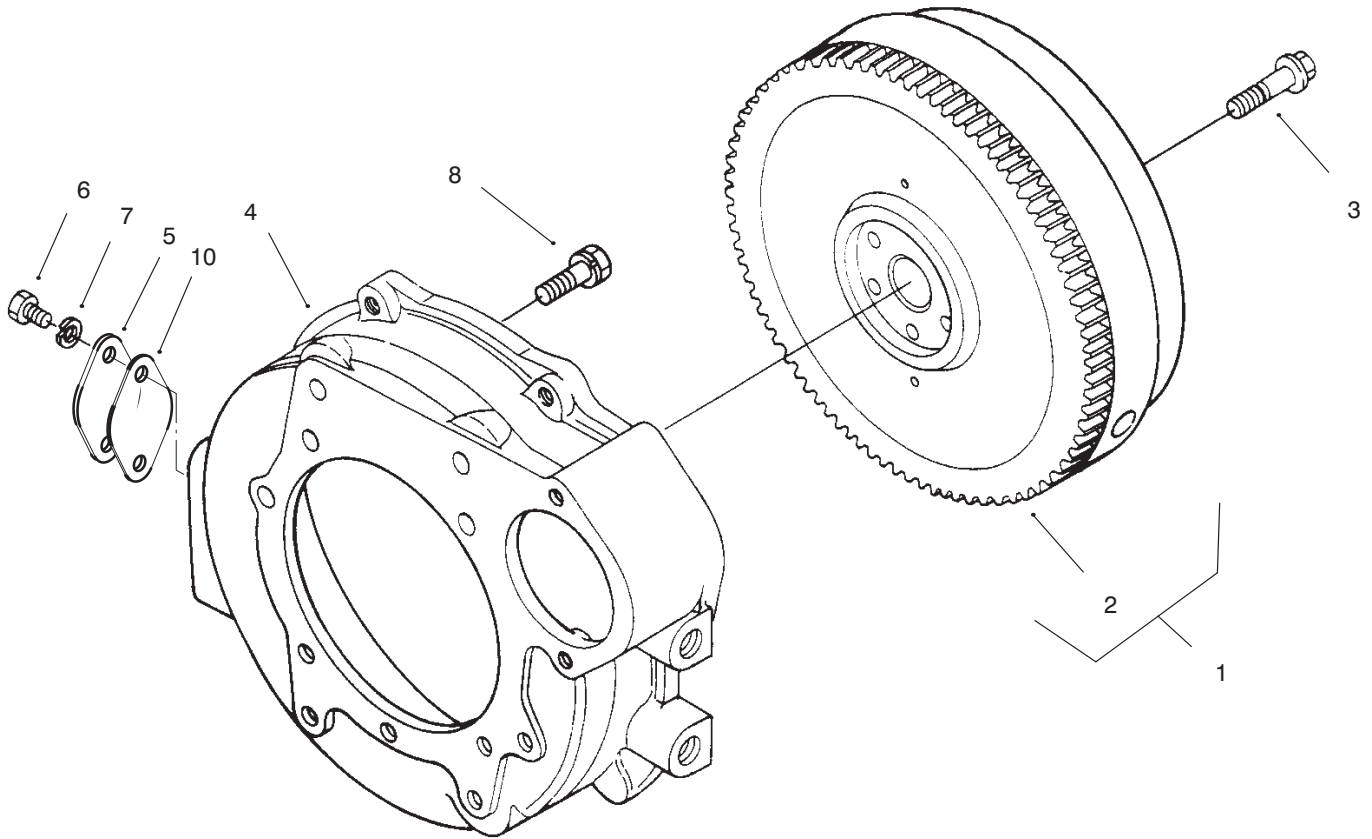
Ref. No.	Part No.	Description	No. Used
10	98-7454	Complete Gear - Idler (Incl. Ref #11)	1
11	98-7455	Bushing - Idler Gear	1
12	98-7456	Collar	1
13	98-7457	Collar	1
14	98-7458	Cir - Clip - External	1
15	98-7459	Shaft - Idler Gear	1
16	98-7453	Bolt	3



T-2868-1

PISTON AND CRANKSHAFT

Ref. No.	Part No.	Description	No. Used	Ref. No.	Part No.	Description	No. Used
1	98-7460	Piston	4	16	98-7478	O-Ring	1
1	98-7461	Piston (+.5mm oversize)	4	17	98-7479	Nut-Crankshaft	1
2	98-7462	Asm-Piston Ring	4	18	98-7480	Seal-Oil	1
2	98-7463	Asm-Piston Ring (+.5mm oversize)	4	19	98-7481	Metal-Crankshaft (Std.)	1
3	98-7464	Pin-Piston	4	19	98-7482	Metal-Crankshaft (.2mm)	1
4	98-7465	Clip-Piston Pin	8	19	98-7483	Metal-Crankshaft (.4mm)	1
5	98-7466	Asm-Connecting Rod (Incl. Ref #6-8)	4	20	98-7484	Metal-Crankshaft Set	1
6	98-7467	Bushing-Piston Pin	4	20	99-6862	Metal-Crankshaft (0.2mm) (Undersize)	1
7	98-7468	Bolt-Connecting Rod	8	20	99-6863	Metal-Crankshaft (0.4mm) (Undersize)	1
8	98-7469	Metal-Crankpin (Std.)	4	21	99-6864	Metal-Side (Std.)	2
8	98-7470	Metal-Crankpin (.2mm)	4	21	99-6865	Metal-Side (0.2mm) (Oversize)	2
8	98-7471	Metal-Crankpin (.4mm)	4	21	99-6866	Metal-Side (0.4mm) (Oversize)	2
9	98-7472	Crankshaft (Incl. Ref. #10 & 11)	1	22	99-6867	Metal-Side (Std.)	2
10	98-7473	Ball	4	22	99-6868	Metal-Side (0.2mm) (Oversize)	2
11	98-7474	Sleeve-Crankshaft	1	22	99-6869	Metal-Side (0.4mm) (Oversize)	2
12	98-7475	Gear-Crankshaft	1				
13	98-7451	Key-Feather	1				
14	98-7476	Slinger-Oil	1				
15	98-7477	Collar-Crankshaft	1				

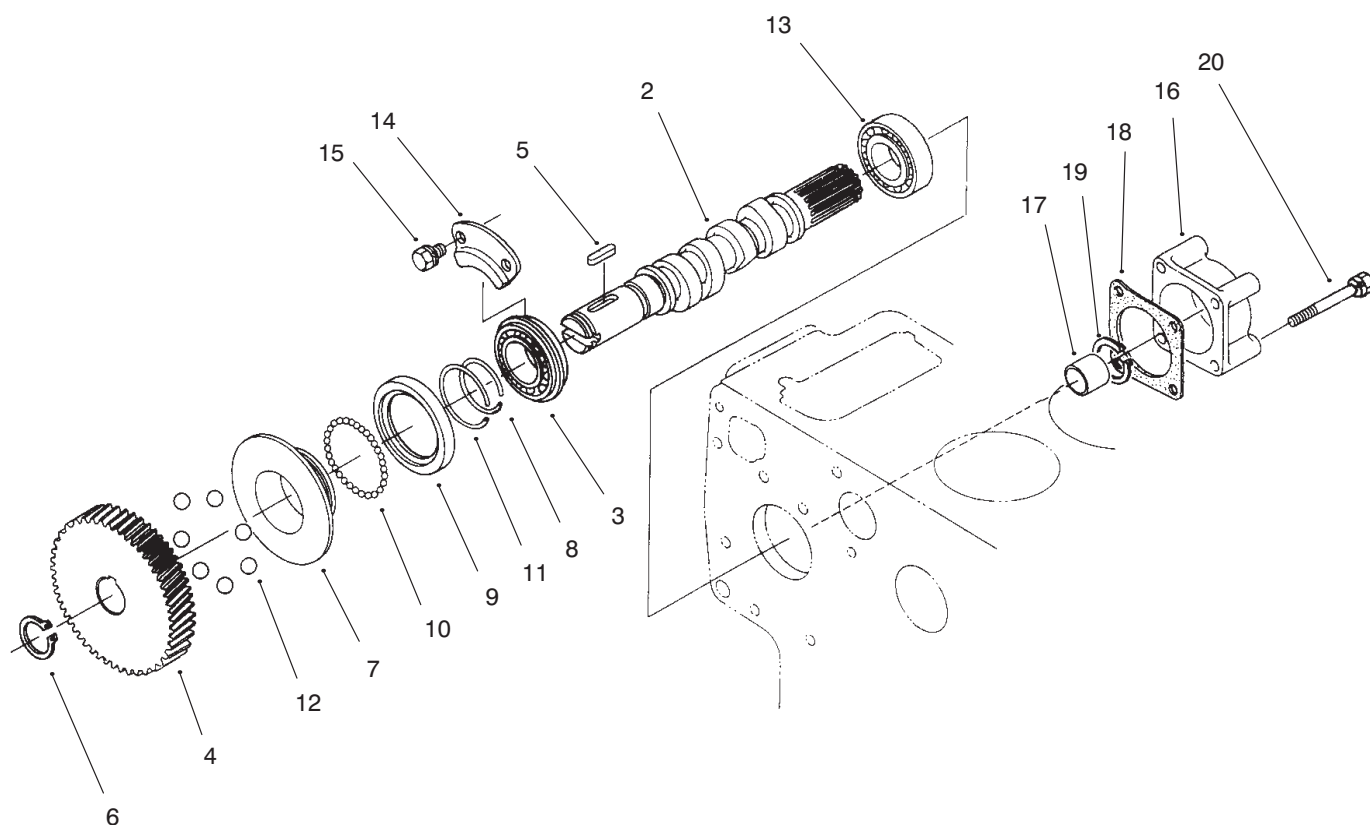


T-2877-1

FLYWHEEL

Ref. No.	Part No.	Description	No. Used
1	98-7532	Flywheel (Incl. Ref. #2)	1
2	98-7560	Gear-Ring	1
3	98-7573	Bolt-Flywheel	6
4	98-7559	Housing-Flywheel	1
5	98-7883	Cover	1

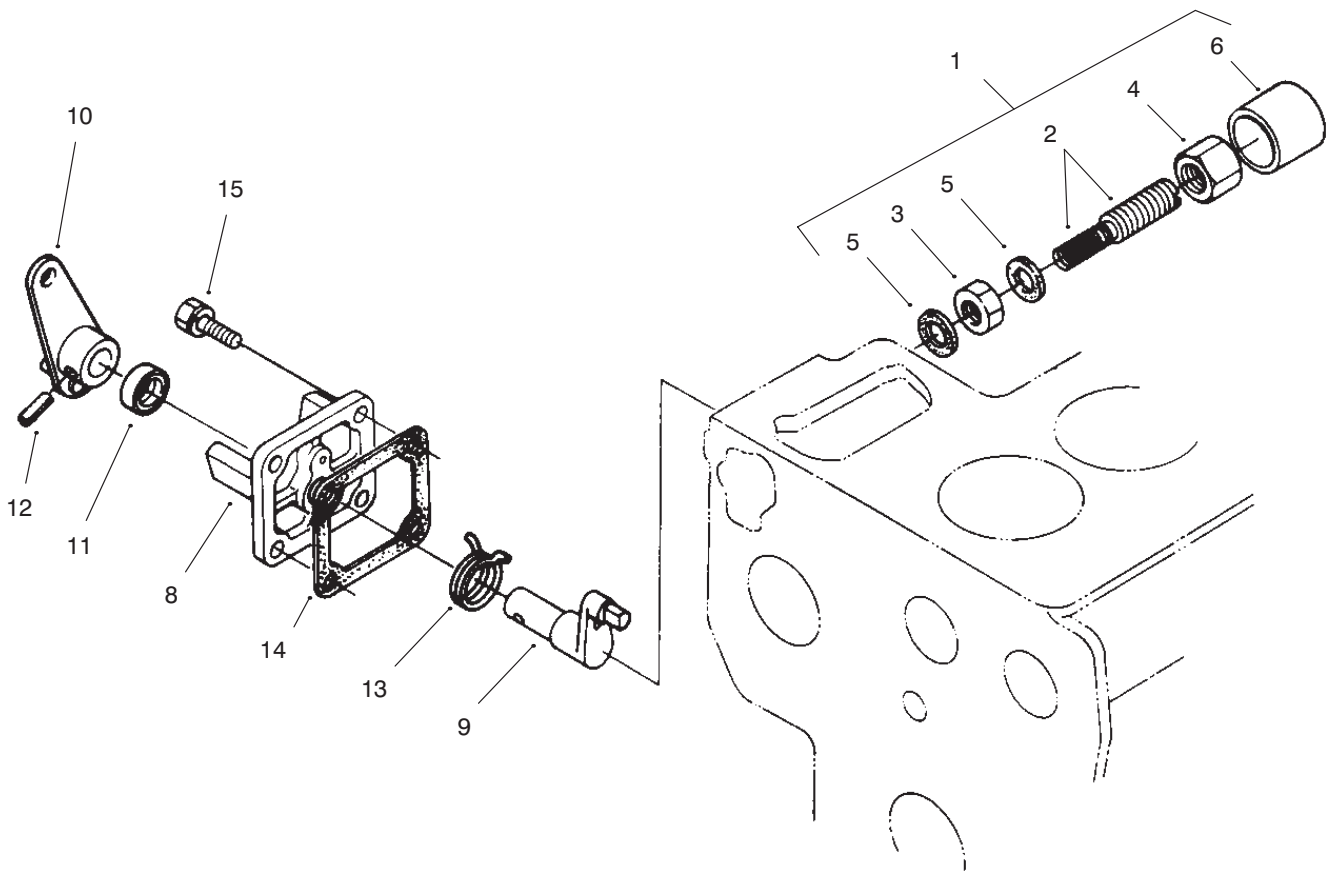
Ref. No.	Part No.	Description	No. Used
6	98-7884	Bolt	2
7	98-7535	Washer-Spring	2
8	98-7885	Bolt	11
10	98-7886	Gasket-Cover	1



T-2872-1

FUEL CAMSHAFT

Ref. No.	Part No.	Description	No. Used	Ref. No.	Part No.	Description	No. Used
1	98-7551	Asm-Fuel Camshaft (Incl. Ref. #2-12)	1	11	98-7581	Cir-Clip	1
2	98-7508	Camshaft-Fuel	1	12	98-7582	Ball	7
3	98-7595	Bearing-Ball	1	13	98-7583	Bearing-Ball	1
4	98-7574	Gear-Injection Pump	1	14	98-7584	Stopper	1
5	98-7575	Key-Feather	1	15	98-7585	Bolt	2
6	98-7576	Cir-Clip-External	1	16	98-7586	Cover-Fuel Camshaft	1
7	98-7577	Sleeve-Governor	1	17	98-7587	Collar	1
8	98-7578	Cir-Clip-Governor Sleeve	1	18	98-7588	Gasket	1
9	98-7579	Case-Governor Ball	1	19	98-7589	Cir-Clip-External	1
10	98-7580	Ball	39	20	98-7590	Bolt	4



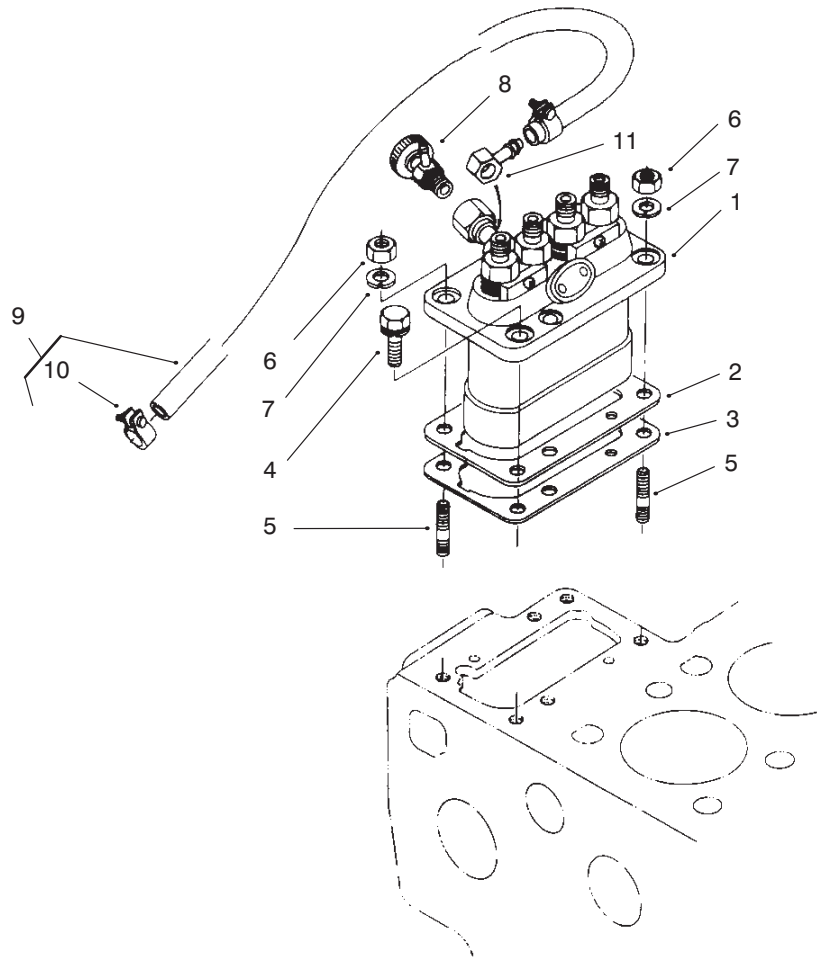
T-2867-1

ENGINE STOP LEVER

Ref. No.	Part No.	Description	No. Used
1	98-7591	Asm-Apparatus (Incl. Ref. #2-6)	1
2	98-7592	Bolt-Adjusting	1
3	98-7593	Nut	1
4	98-7594	Nut-Cap	1
5	98-7428	Gasket	2
6	98-7596	Cap	1
7	98-7597	Asm-Lever-Engine Stop (Incl. Ref. #8-13)	1

Ref. No.	Part No.	Description	No. Used
8	98-7598	Cover-Injection Pump	1
9	98-7599	Shaft-Lever	1
†10	98-7601	Lever-Engine Stop	1
11	98-7601	Seal-Oil	1
12	98-7602	Pin-Spring	1
13	98-7603	Spring-Return	1
14	98-7604	Gasket-Pump Cover	1
15	98-7605	Bolt	4

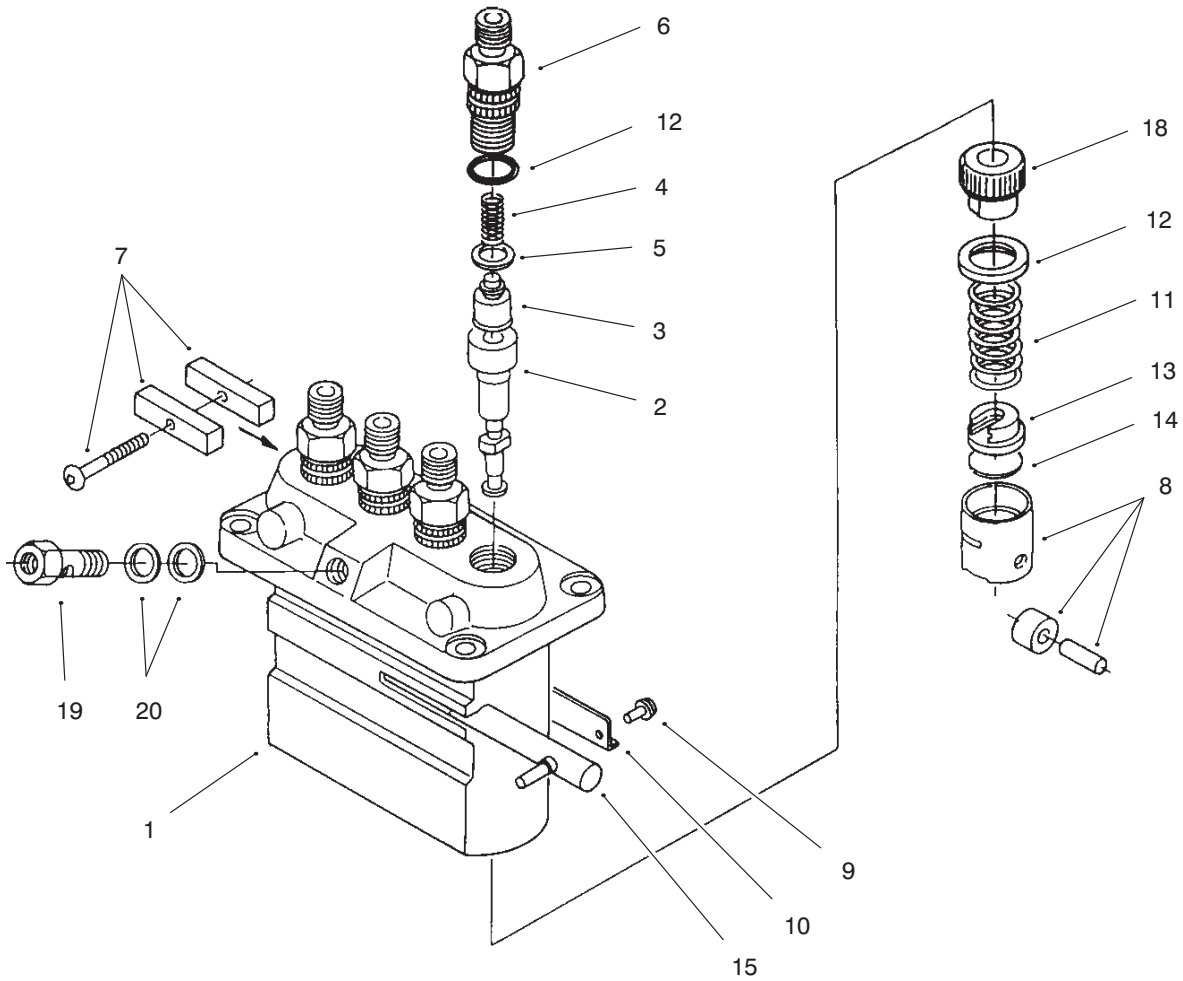
† Not Serviceable Separately



T-2873-1

INJECTION PUMP

Ref. No.	Part No.	Description	No. Used	Ref. No.	Part No.	Description	No. Used
1	98-7606	Asm-Injection Pump	1	6	98-7534	Nut	2
2	98-7607	Shim (.20mm)	1	7	98-7535	Washer-Spring	2
2	98-7608	Shim (.25mm)	1	8	98-7614	Asm-Jet Start Cock	1
3	98-7609	Shim-Injection Pump (.30mm)	1	9	98-7615	Asm-Fuel Pipe (Incl. Ref.#9 & 10)	1
4	98-7610	Bolt	4	10	98-7616	Clip-Pipe	2
5	98-7533	Stud	2	11	98-7617	Joint	1

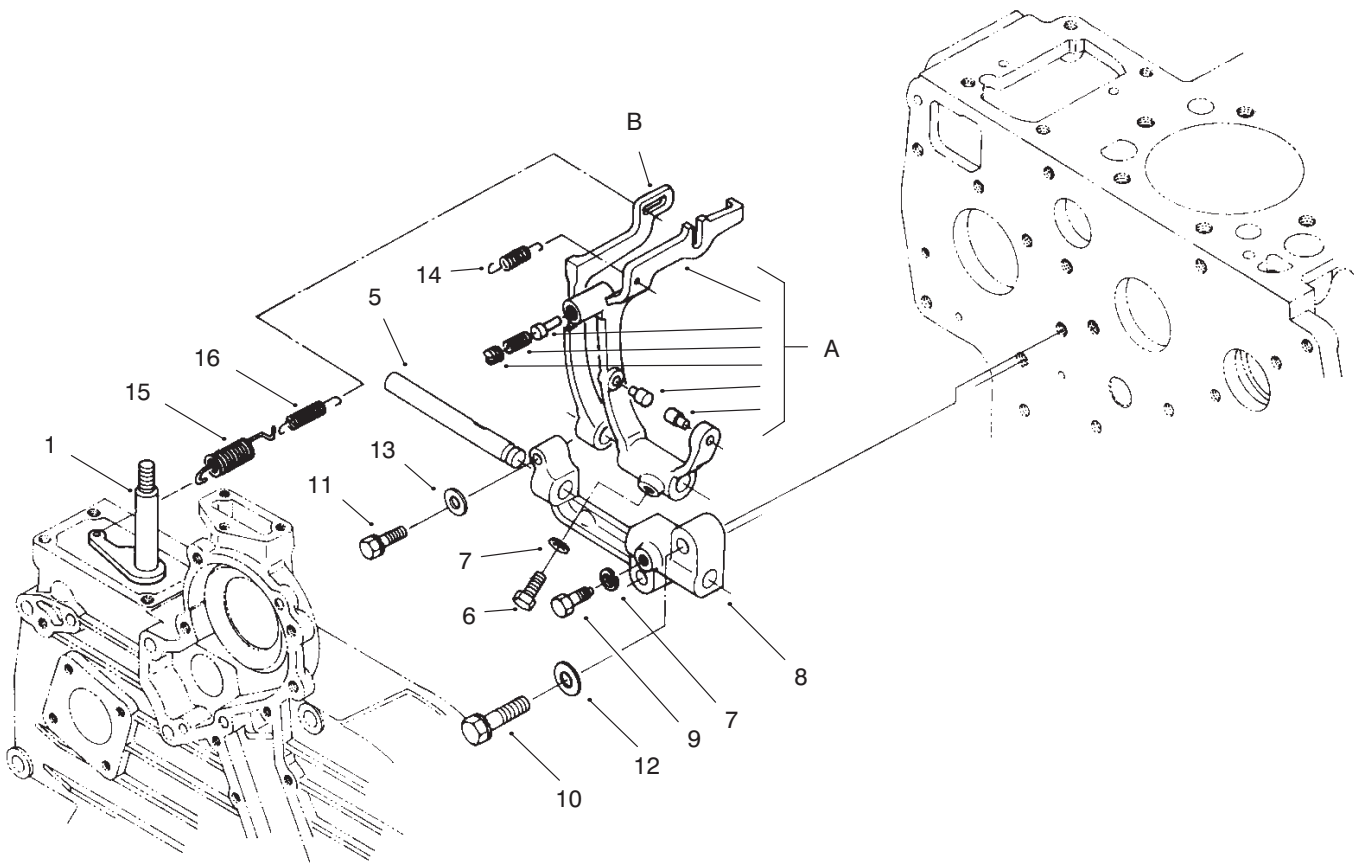


T-2874-1

INJECTION PUMP (COMPONENT PARTS)

Ref. No.	Part No.	Description	No. Used
1	98-7606	Asm-Injection Pump (Incl. Ref. #2-21)	1
2	98-7619	Plunger-Pump	4
3	98-7620	Valve-Delivery	4
4	98-7621	Spring-Delivery Valve	4
5	98-7622	Gasket-Delivery Valve	4
6	98-7623	Holder-Delivery Valve	4
7	98-7624	Asm-Lock Plate	2
8	98-7625	Asm-Tappet	4
9	98-7626	Pin-Tappet Guide	4

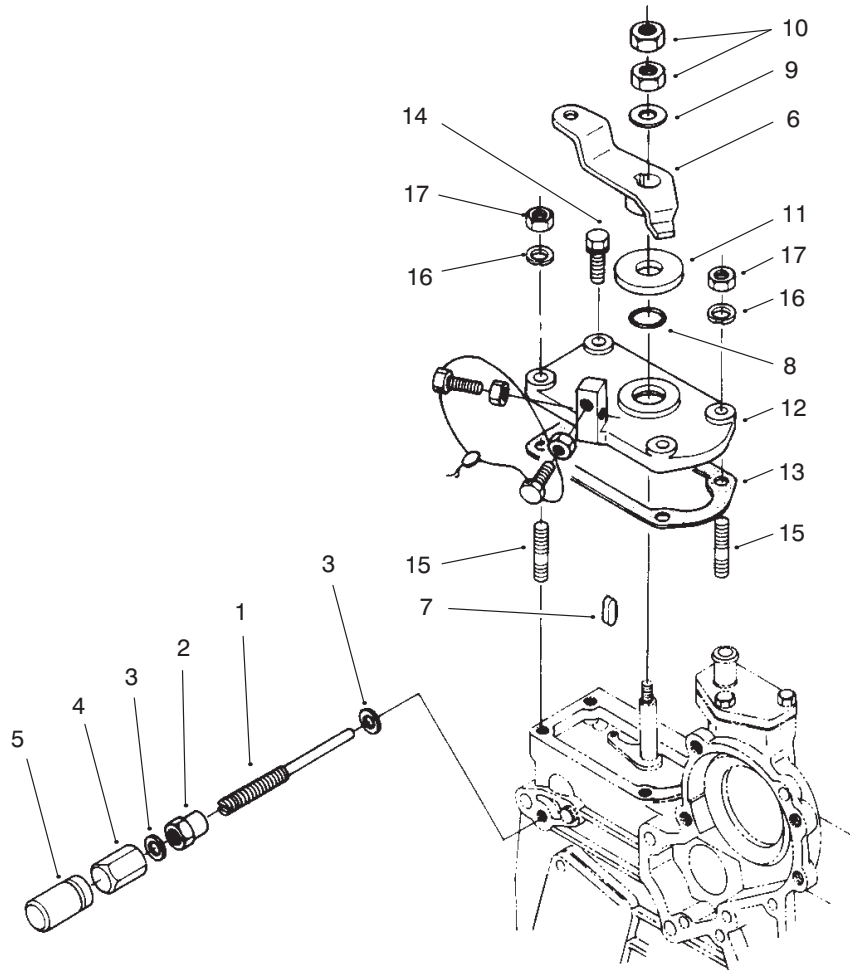
Ref. No.	Part No.	Description	No. Used
10	98-7627	Plate	2
11	98-7628	Spring-Plunger	4
12	98-7629	Seat-Spring Upper	4
13	98-7630	Seat-Spring Lower	4
14	98-7631	Shim	4
15	98-7632	Rack-Control	1
18	98-7634	Sleeve-Control	4
19	98-7635	Screw-Follow	1
20	98-7636	Gasket	2
21	98-7637	O-Ring	4



T-2878-2

GOVERNOR

Ref. No.	Part No.	Description	No. Used	Ref. No.	Part No.	Description	No. Used
1	98-7638	Lever-Governor, Complete	1	10	98-7645	Bolt	2
2	98-7639	Asm-Fork Lever (Incl. Ref.# 5-9, A & B)	1	11	98-7646	Bolt	1
5	98-7640	Shaft-Fork Lever	1	12	98-7536	Washer-Plain	2
6	98-7641	Bolt-Lever Shaft	1	13	98-7648	Washer-Plain	1
7	98-7515	Washer-Spring	2	14	98-7649	Spring-Start	1
8	98-7643	Holder-Fork Lever	1	15	98-7650	Spring-Governor	1
9	98-7644	Bolt	1	16	98-7651	Spring-Governor	1

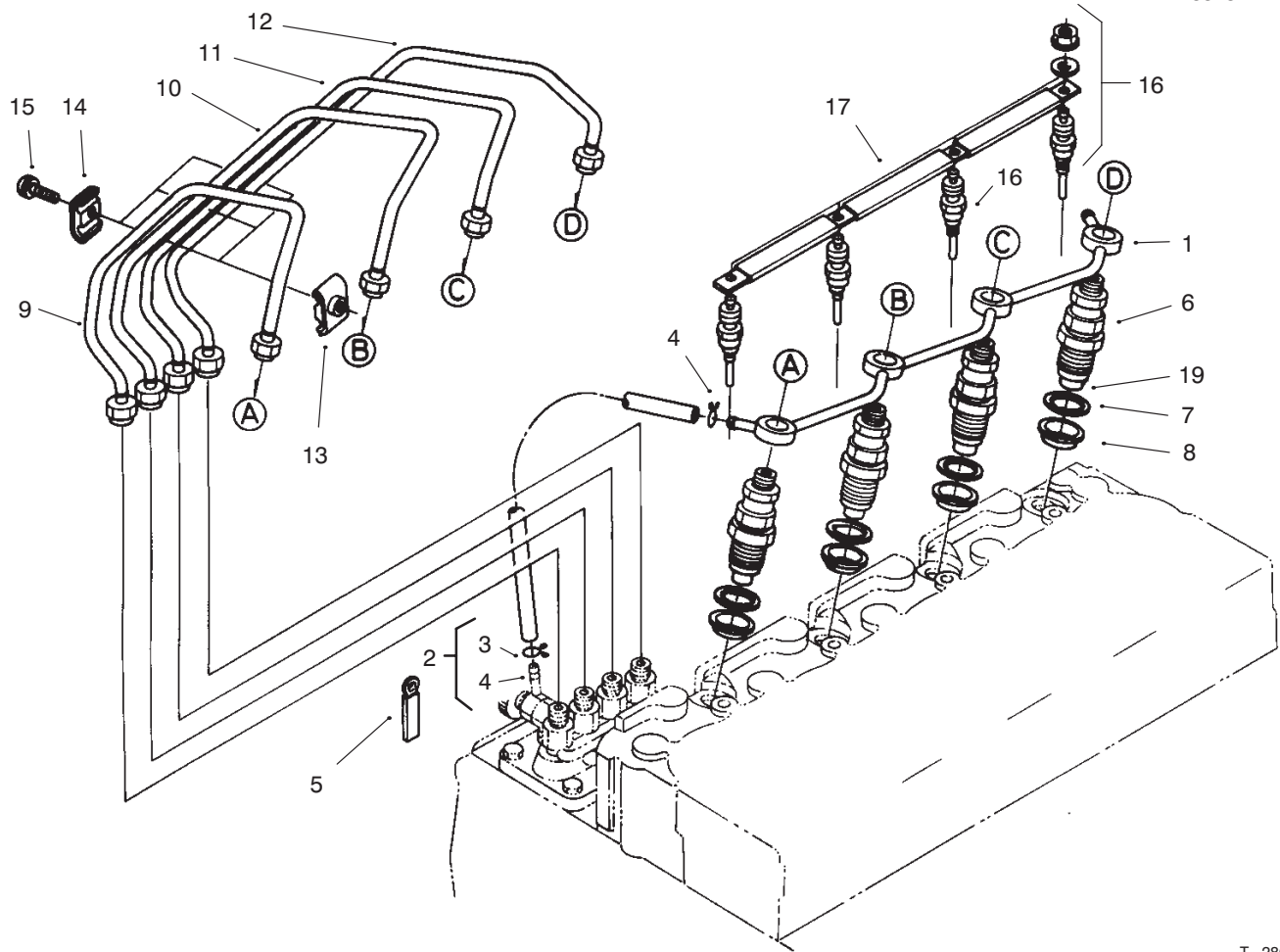


T-2860-1

SPEED CONTROL PLATE

Ref. No.	Part No.	Description	No. Used
1	98-7652	Bolt-Adjusting	1
2	98-7653	Nut	1
3	98-7654	Gasket	2
4	98-7655	Nut-Cap	1
5	98-7656	Cap	1
6	98-7657	Lever-Speed Control	1
7	98-7658	Key-Feather	1
8	98-7659	O-Ring	1
9	98-7660	Washer-Plain	1

Ref. No.	Part No.	Description	No. Used
10	98-7661	Nut	2
11	98-7662	Collar	1
12	98-7663	Plate-Speed Control	1
13	98-7664	Gasket	1
14	98-7568	Bolt	2
15	98-7571	Stud	2
16	98-7515	Washer-Spring	2
17	98-7572	Nut	2

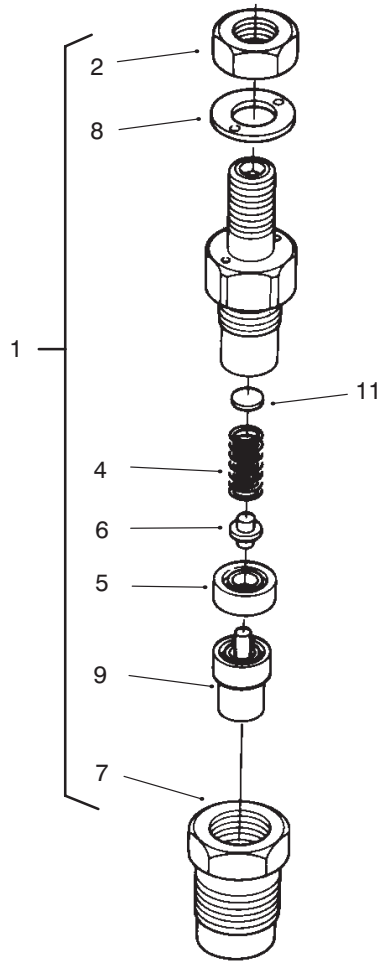


T-2864-1

NOZZLE HOLDER AND GLOW PLUG

Ref. No.	Part No.	Description	No. Used	Ref. No.	Part No.	Description	No. Used
1	98-7669	Asm-Pipe, Over Flow	1	10	98-7679	Pipe-Injection	1
2	98-7670	Asm-Pipe, Over Flow (Incl. Ref. #3 & 4)	1	11	98-7680	Pipe-Injection	1
3	98-7671	Clip-Pipe	1	12	98-7681	Pipe-Injection	1
4	98-7672	Clip-Pipe	1	13	98-7682	Clamp-Pipe	3
5	98-7673	Clamp-Cort	1	14	98-7683	Clamp-Pipe	3
6	98-7674	Asm-Holder, Nozzle (Incl. Ref. #19)	4	15	98-7684	Screw & Washer	3
7	98-7676	Gasket	4	16	98-7685	Plug-Glow	4
8	98-7677	Seal	4	17	98-7686	Cord-Glow Plug	1
9	98-7678	Pipe-Injection	1	*18	98-7687	Kit-Holder, Nozzle (Incl. Ref. #6-8)	4
				19	98-7675	Piece-Nozzle	4

* Not Illustrated

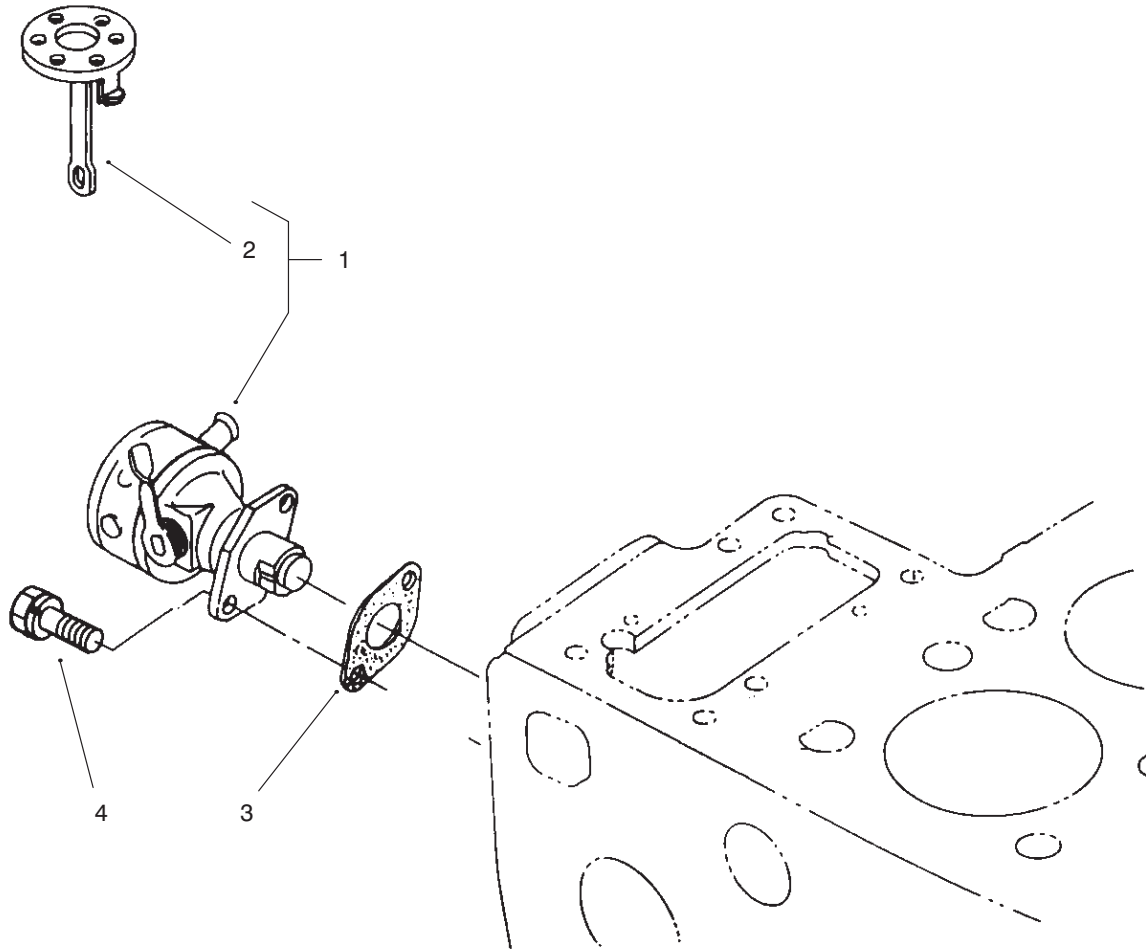


T-2856-2

NOZZLE HOLDER (COMPONENT PARTS)

Ref. No.	Part No.	Description	No. Used
1	98-7688	Asm-Holder, Nozzle (Incl. Ref. #2-9)	4
2	98-7613	Nut	4
4	98-7647	Spring-Nozzle	4
5	98-7665	Piece-Distance	4
6	98-7666	Push Rod	4
7	98-7667	Nut-Nozzle	4
8	98-7668	Washer	4
9	98-7700	Piece-Nozzle	4
11	98-7642	Washer-.900mm	4
11	98-7841	Washer-.925mm	4
11	98-7842	Washer-.950mm	4
11	98-7843	Washer-.975mm	4
11	98-7844	Washer-1.000mm	4
11	98-7845	Washer-1.025mm	4
11	98-7846	Washer-1.050mm	4
11	98-7847	Washer-1.075mm	4
11	98-7848	Washer-1.100mm	4
11	98-7849	Washer-1.125mm	4
11	98-7850	Washer-1.150mm	4
11	98-7851	Washer-1.175mm	4
11	98-7852	Washer-1.200mm	4
11	98-7853	Washer-1.225mm	4
11	98-7854	Washer-1.250mm	4
11	98-7855	Washer-1.275mm	4
11	98-7856	Washer-1.300mm	4

Ref. No.	Part No.	Description	No. Used
11	98-7857	Washer-1.325mm	4
11	98-7858	Washer-1.350mm	4
11	98-7859	Washer-1.375mm	4
11	98-7860	Washer-1.400mm	4
11	98-7861	Washer-1.425mm	4
11	98-7862	Washer-1.450mm	4
11	98-7863	Washer-1.475mm	4
11	98-7864	Washer-1.500mm	4
11	98-7865	Washer-1.525mm	4
11	98-7866	Washer-1.550mm	4
11	98-7867	Washer-1.575mm	4
11	98-7868	Washer-1.600mm	4
11	98-7869	Washer-1.625mm	4
11	98-7870	Washer-1.650mm	4
11	98-7871	Washer-1.675mm	4
11	98-7872	Washer-1.700mm	4
11	98-7873	Washer-1.725mm	4
11	98-7874	Washer-1.750mm	4
11	98-7875	Washer-1.775mm	4
11	98-7876	Washer-1.800mm	4
11	98-7877	Washer-1.825mm	4
11	98-7878	Washer-1.850mm	4
11	98-7879	Washer-1.875mm	4
11	98-7880	Washer-1.900mm	4
11	98-7881	Washer-1.925mm	4
11	98-7882	Washer-1.950mm	4

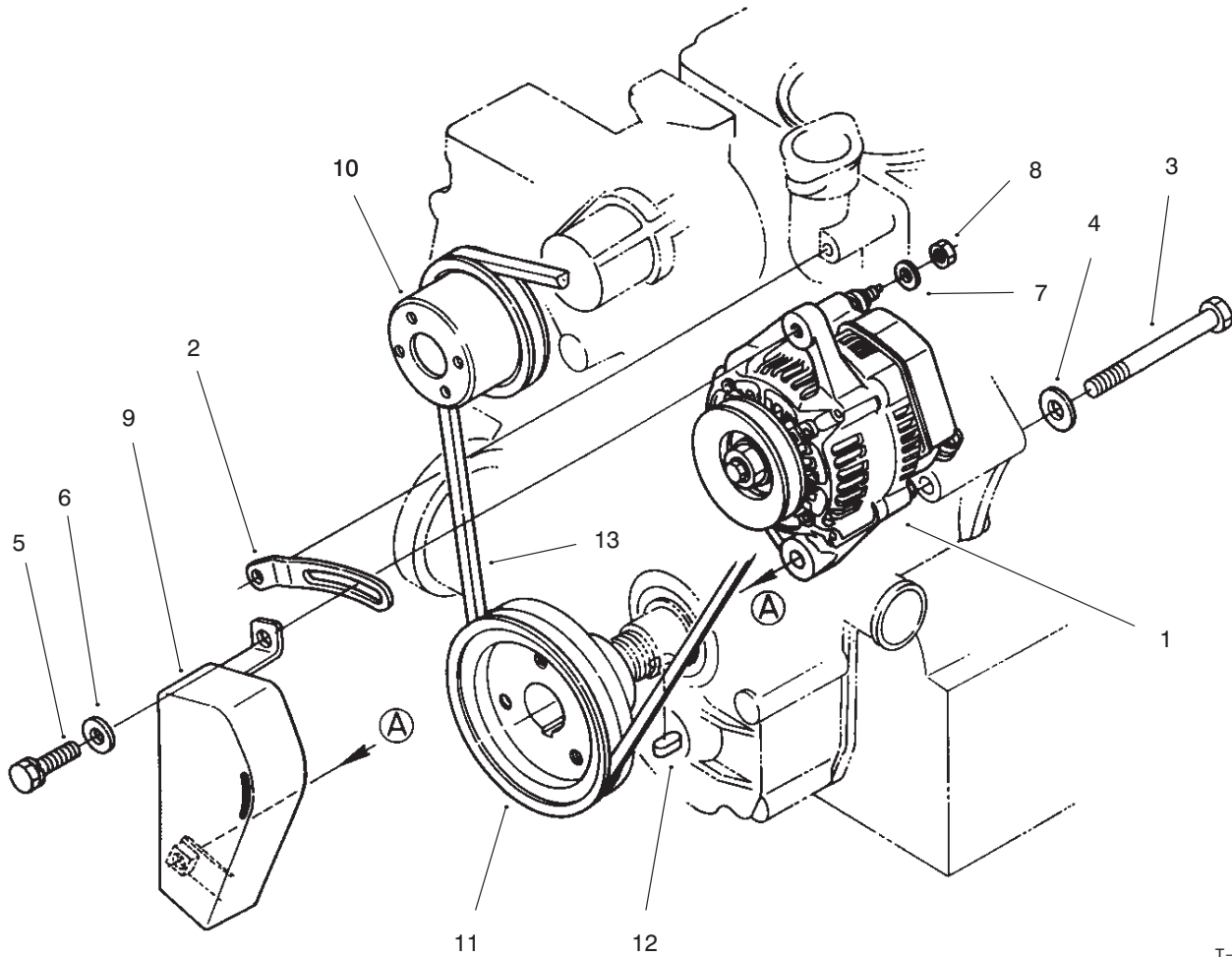


T-2865-1

FUEL PUMP

Ref. No.	Part No.	Description	No. Used
1	98-7689	Asm-Pump, Fuel (Incl. Ref. #2)	1
2	98-7690	Diaphragm-Complete	1

Ref. No.	Part No.	Description	No. Used
3	98-7691	Gasket-Fuel Pump	1
4	98-7692	Bolt	2

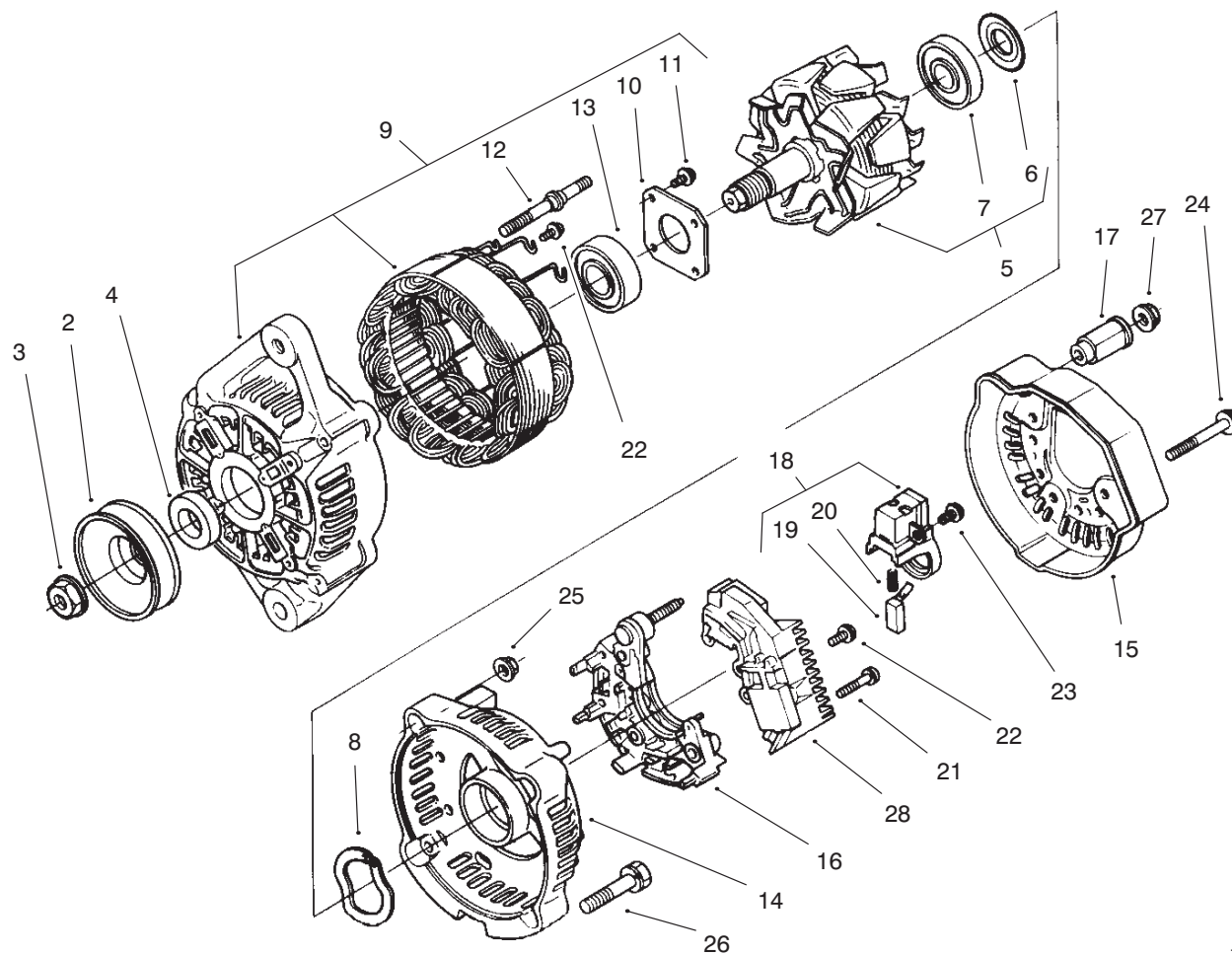


T-2859-1

ALTERNATOR AND PULLEY

Ref. No.	Part No.	Description	No. Used
1	98-7693	Asm-Alternator	1
2	98-7694	Bracket-Alternator	1
3	98-7695	Bolt	1
4	98-7696	Washer-Plain	1
5	98-7697	Bolt	1
6	98-7698	Washer-Plain	1
7	98-7699	Washer-Spring	1

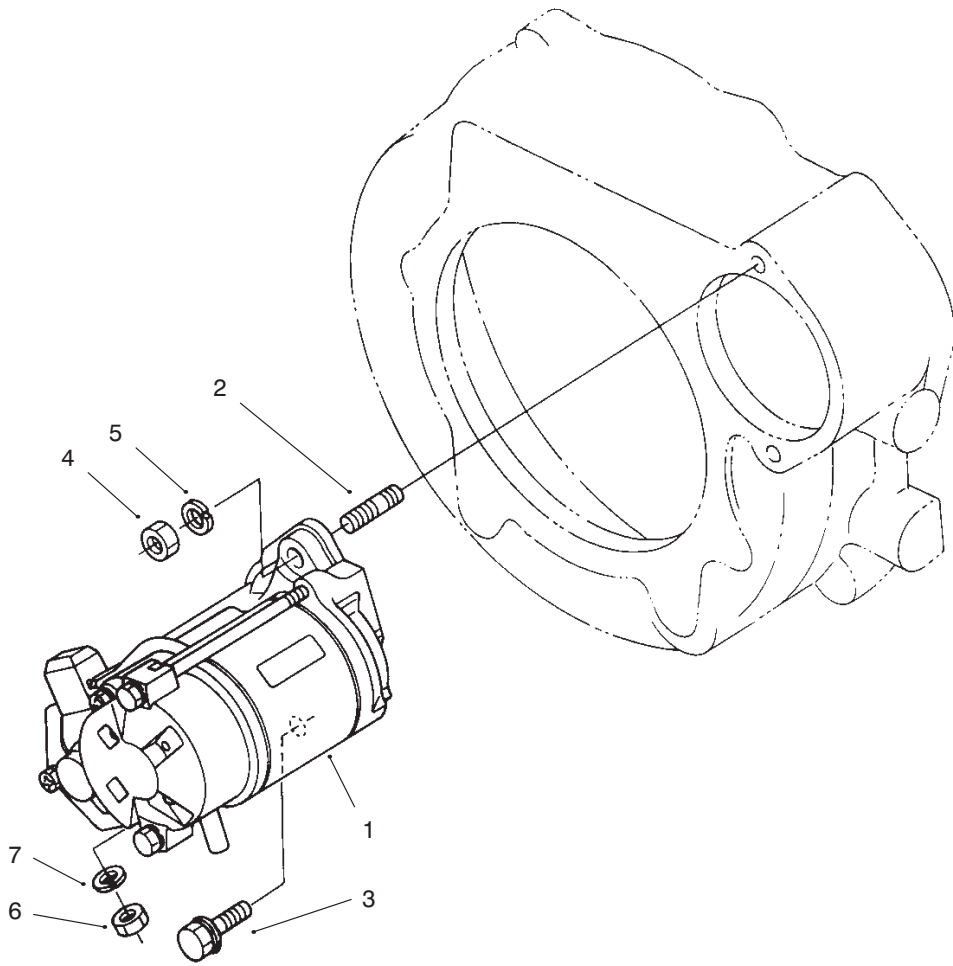
Ref. No.	Part No.	Description	No. Used
8	98-7572	Nut	1
9	98-7701	Cover-Belt	1
10	98-7702	Pulley-Fan	1
11	98-7703	Pulley-Fan Drive (130mm)	1
12	98-7451	Key-Feather	1
13	98-7705	V-Belt	



T-2866-1

ALTERNATOR (COMPONENT PARTS)

Ref. No.	Part No.	Description	No. Used	Ref. No.	Part No.	Description	No. Used
1	98-7693	Asm-Alternator	1	15	98-7720	Cover-End	1
2	98-7707	Pulley-Alternator	1	16	98-7721	Asm-Rectifier	1
3	98-7708	Nut	1	17	98-7722	Bush-Insulation	1
4	98-7709	Collar	1	18	98-7723	Holder-Brush	1
5	98-7710	Rotor	1	19	98-7724	Brush	2
6	98-7711	Cover-Bearing	1	20	98-7725	Spring-Brush	2
7	98-7712	Bearing-Ball	1	21	98-7726	Screw-Round Head	2
8	98-7713	Washer-Thrust	1	22	98-7727	Screw-Round Head	6
9	98-7714	Frame-Drive End	1	23	98-7728	Screw-Round Head	1
10	98-7715	Plate-Retainer	1	24	98-7729	Bolt	3
11	98-7716	Screw-Round Head	4	25	98-7730	Nut	2
12	98-7717	Bolt-Through	2	26	98-7731	Bolt	2
13	98-7718	Bearing-Ball	1	27	98-7732	Nut	1
14	98-7719	Frame-End	1	28	98-7733	Asm-Regulator	1

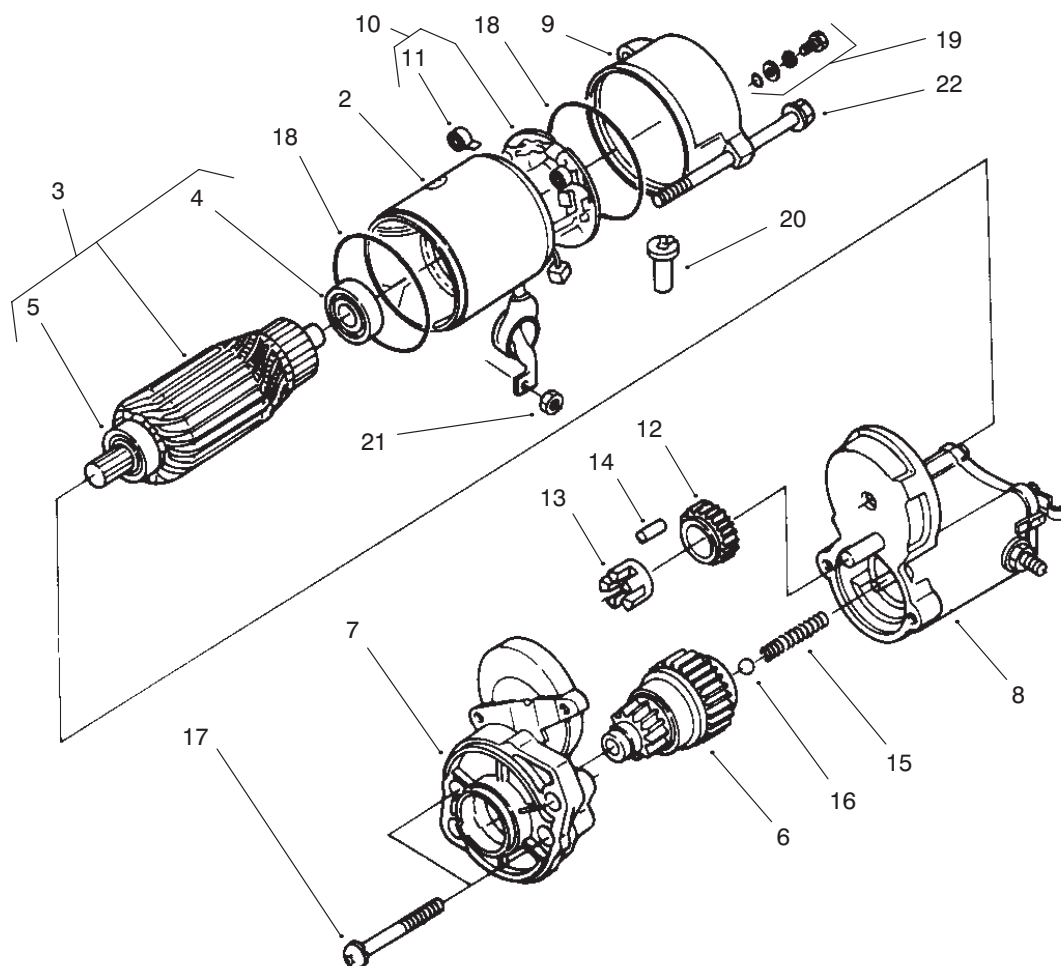


T-2861-1

STARTER

Ref. No.	Part No.	Description	No. Used
1	98-7734	Asm-Starter	1
2	98-7735	Stud	1
3	98-7736	Bolt	1
4	98-7737	Nut	1

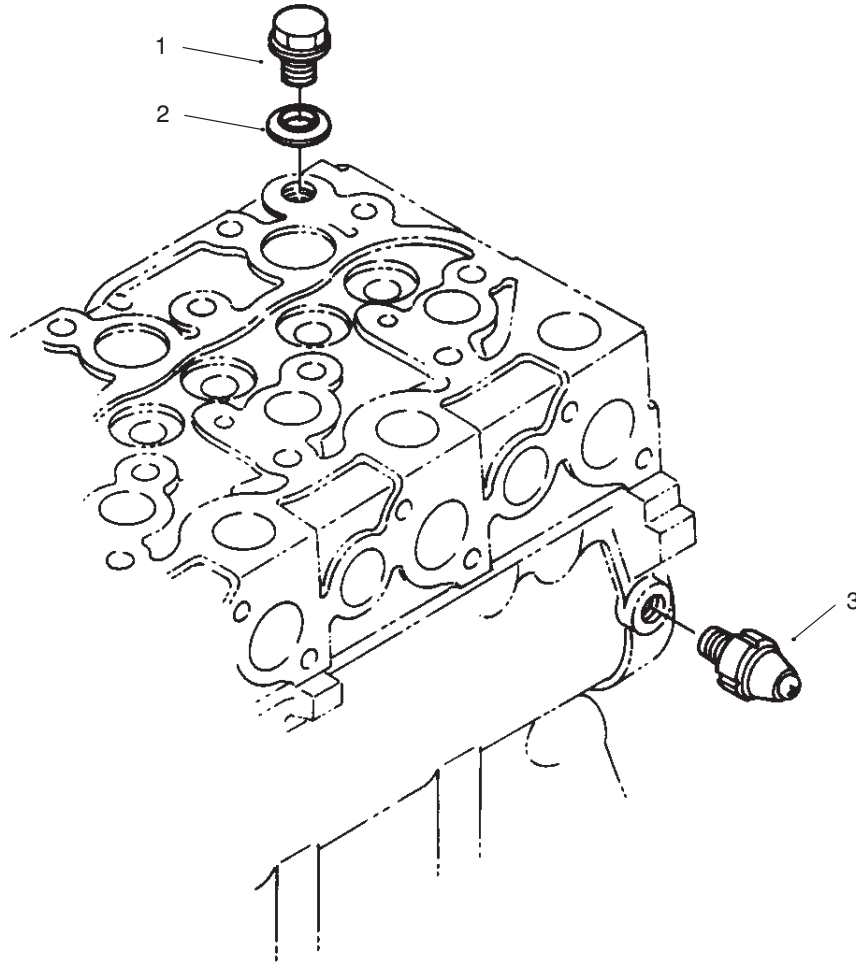
Ref. No.	Part No.	Description	No. Used
5	98-7738	Washer-Spring	1
6	98-7739	Nut	1
7	98-7535	Washer-Spring	1



T-2891-1

STARTER (COMPONENT PARTS)

Ref. No.	Part No.	Description	No. Used	Ref. No.	Part No.	Description	No. Used
1	98-7734	Asm- Starter (Incl. Ref. #2-22)	1	11	98-7750	Spring-Brush	4
2	98-7741	Asm- Yoke	1	12	98-7751	Gear	1
3	98-7742	Asm- Armature (Incl. Ref. #4-5)	1	13	98-7752	Retainer	1
4	98-7743	Bearing	1	14	98-7753	Roller	5
5	98-7744	Bearing	1	15	98-7754	Spring	1
6	98-7745	Clutch- Over Running	1	16	98-7755	Ball	1
7	98-7746	Frame- Drive End	1	17	98-7756	Bolt	2
8	98-7747	Asm- Switch	1	18	98-7757	O- Ring	2
9	98-7748	Frame- End	1	19	98-7758	Asm- Bolt	2
10	98-7749	Asm- Holder, Brush (Incl. Ref. #11)	1	20	98-7759	Pipe- Drain	1
				21	98-7760	Nut- Hex.	1
				22	98-7761	Bolt- Through	2

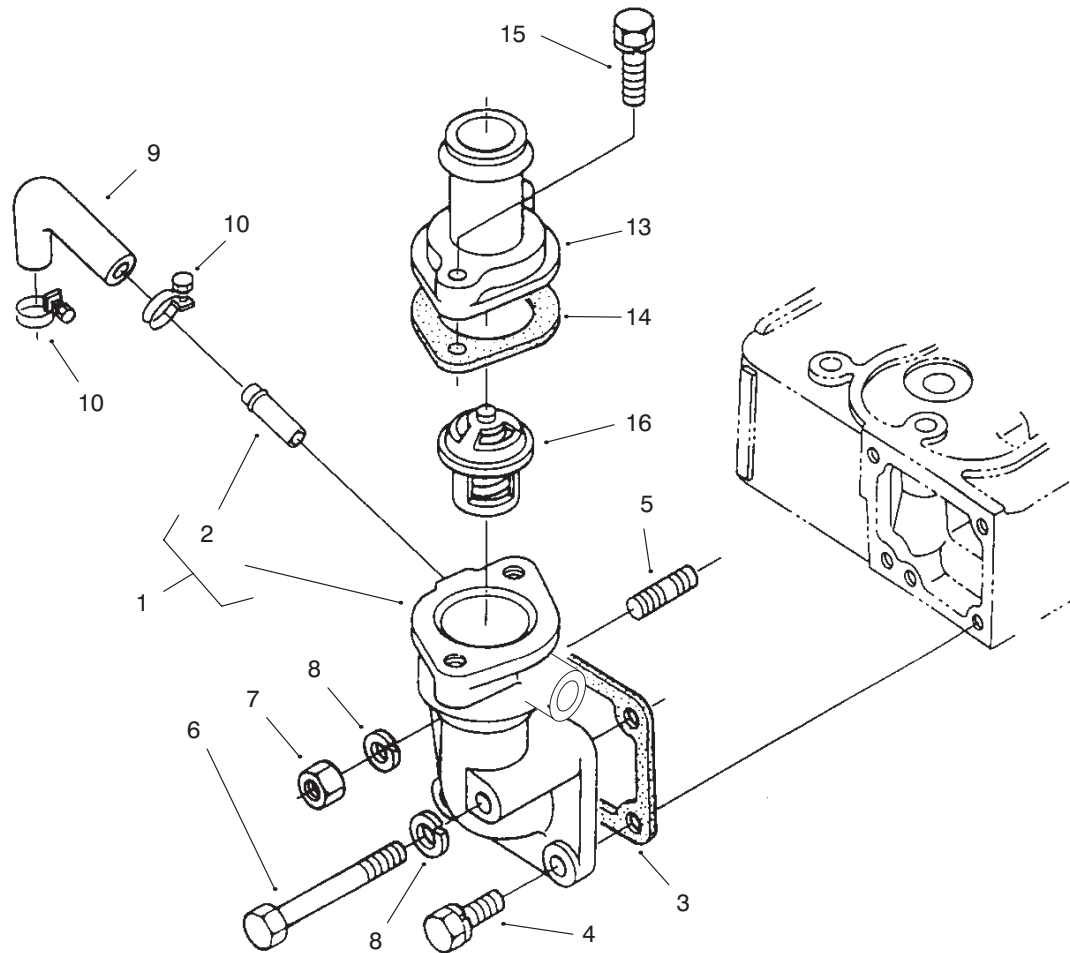


T-2857-1

OIL SWITCH & PLUG

Ref. No.	Part No.	Description	No. Used
1	98-7762	Plug-Glow	1
2	98-7763	Washer	1

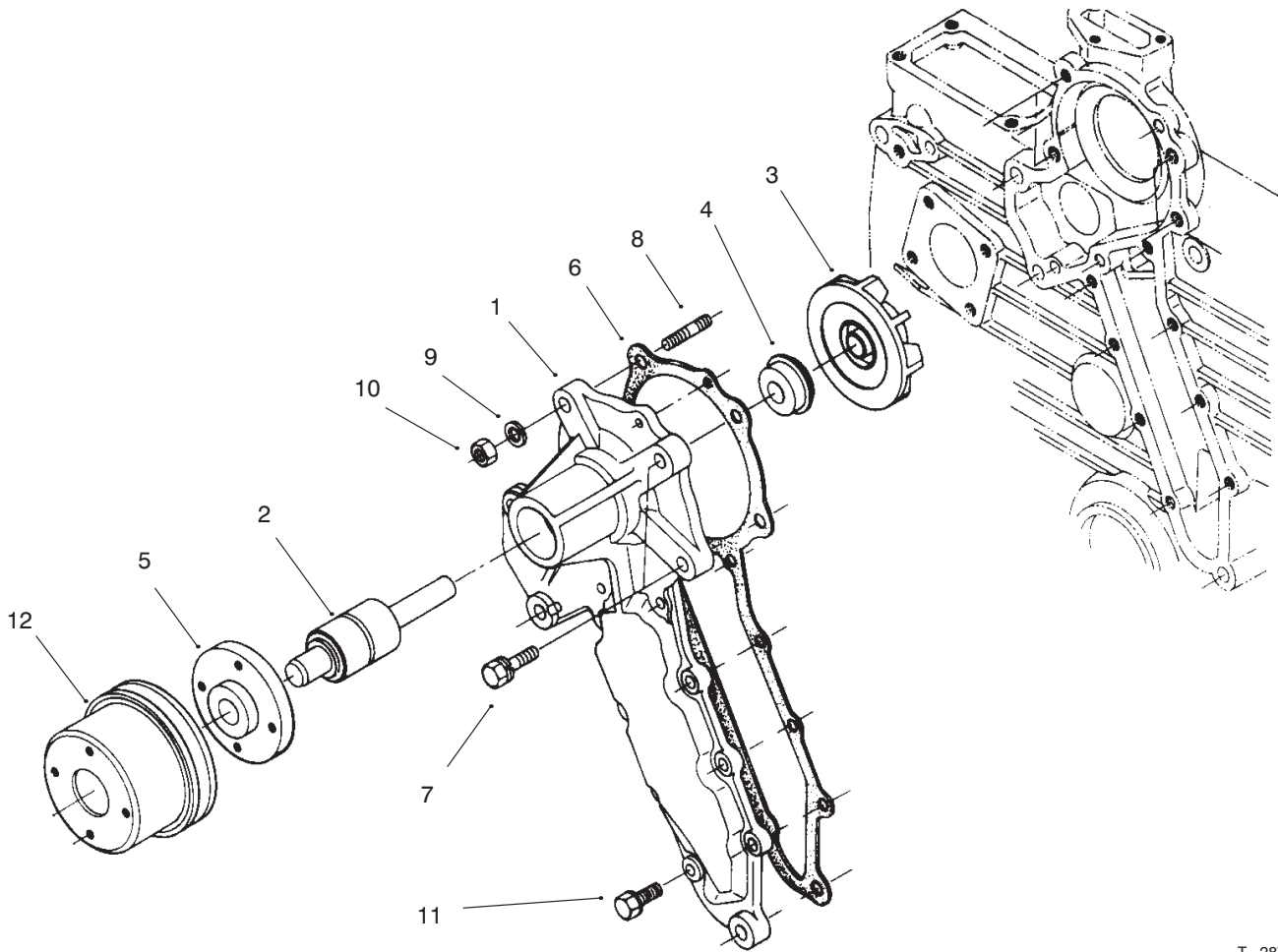
Ref. No.	Part No.	Description	No. Used
3	98-7764	Switch-Oil	1



T-2871-1

WATER FLANGE AND THERMOSTAT

Ref. No.	Part No.	Description	No. Used	Ref. No.	Part No.	Description	No. Used
1	98-7765	Water Flange-Complete (Incl. Ref. #1-2)	1	8	98-7535	Washer-Spring	2
2	98-7766	Pipe-Water Return	1	9	98-7773	Pipe-Water Return	1
3	98-7767	Gasket-Water Flange	1	10	98-7774	Band-Pipe	2
4	98-7610	Bolt	2	13	98-7775	Cover-Thermostat	1
5	98-7769	Stud	1	14	98-7776	Gasket	1
6	98-7554	Bolt	1	15	98-7777	Bolt	1
7	98-7534	Nut	1	16	98-7778	Asm-Thermostat	1

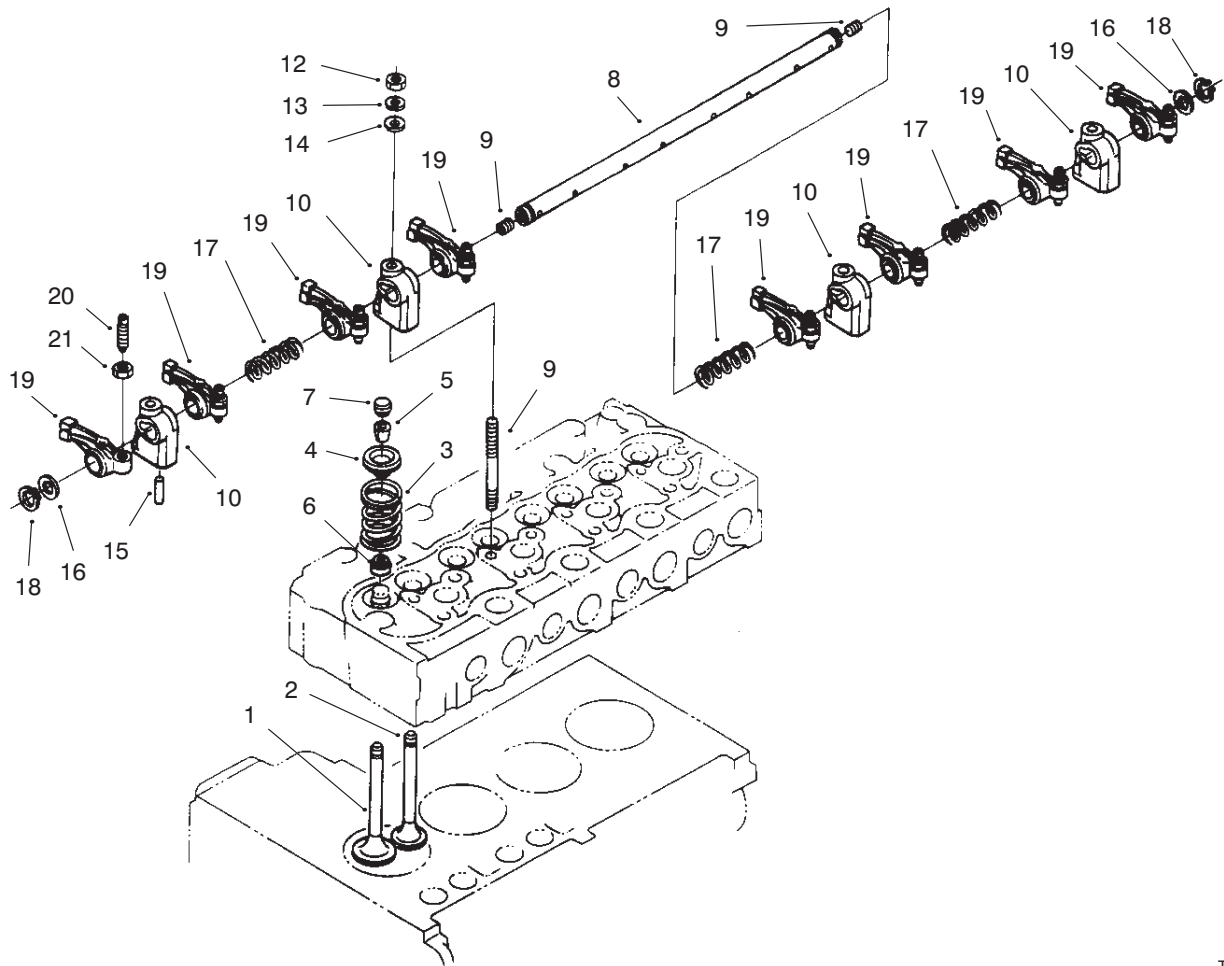


T-2875-1

WATER PUMP

Ref. No.	Part No.	Description	No. Used
1	98-7779	Asm-Pump, Water (Incl. Ref. #2-5)	1
2	98-7780	Bearing-Ball	1
3	98-7781	Impeller-Water Pump	1
4	98-7782	Asm-Seal	1
5	98-7783	Flange-Water Pump	1
6	98-7784	Gasket-Water Pump	1

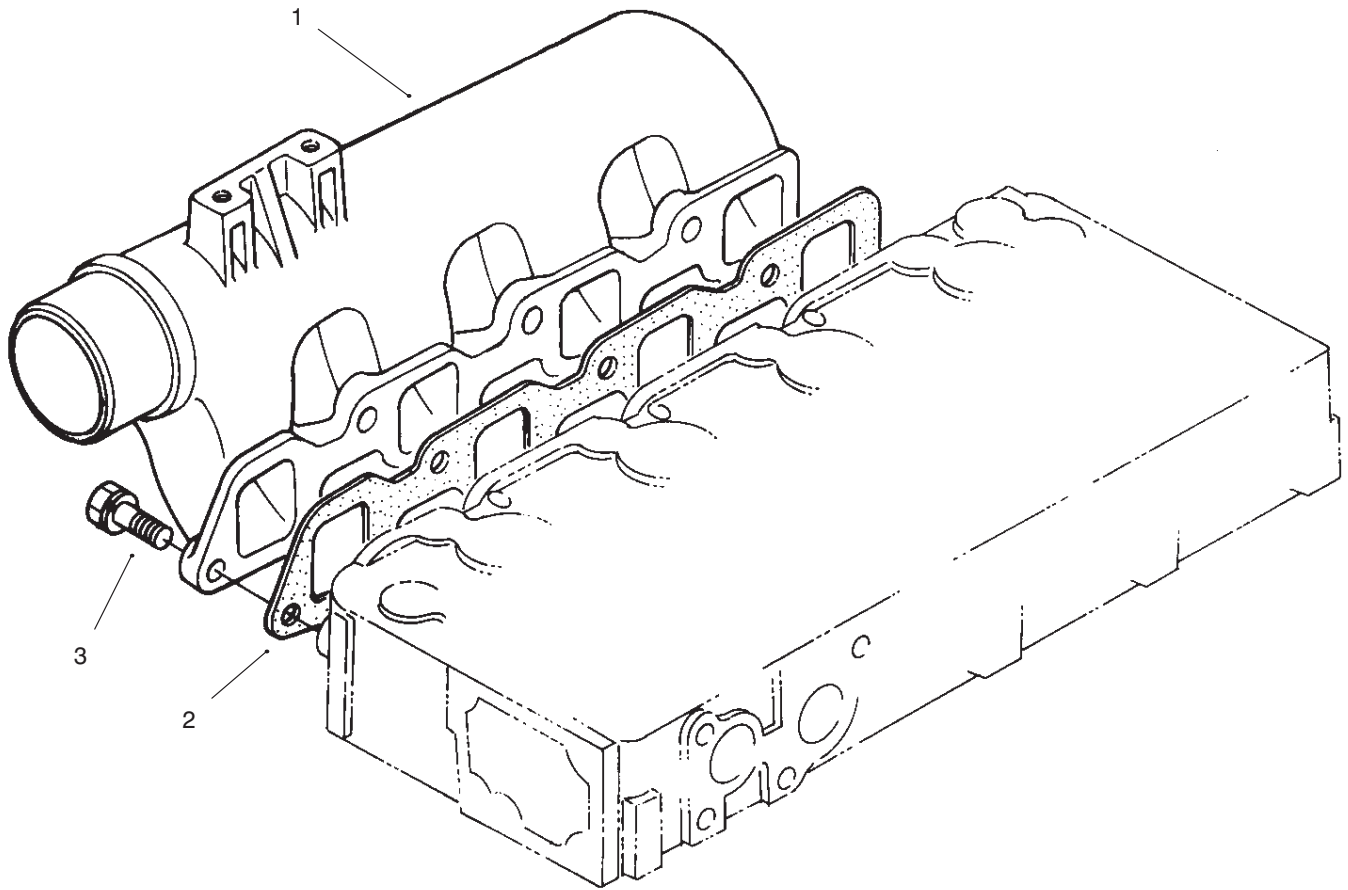
Ref. No.	Part No.	Description	No. Used
7	98-7439	Bolt	2
8	98-7786	Stud	2
9	98-7535	Washer-Spring	2
10	98-7534	Nut	2
11	98-7605	Bolt	8
12	98-7702	Pulley-Fan	1



T-2883-1

VALVE & ROCKER ASSEMBLY

Ref. No.	Part No.	Description	No. Used	Ref. No.	Part No.	Description	No. Used
1	98-7791	Valve-Inlet	4	12	98-7534	Nut	4
2	98-7792	Valve-Exhaust	4	13	98-7535	Washer-Spring	4
3	98-7793	Spring-Valve	8	14	98-7536	Washer-Plain	4
4	98-7794	Retainer-Valve Spring	8	15	98-7805	Pin-Spring	1
5	98-7795	Collet-Valve Spring	8	16	98-7806	Washer	2
6	98-7796	Seal-Valve Stem	8	17	98-7807	Spring-Rocker Arm	3
7	98-7797	Cap-Valve	8	18	98-7808	Cir-clip-External	2
8	98-7798	Asm-Shaft (Incl. Ref. #9)	1	19	98-7809	Asm-Rocker Arm (Incl. Ref. #20-21)	8
9	98-7799	Screw-Set	2	20	98-7810	Screw-Adjusting	8
10	98-7800	Bracket-Rocker Arm	4	21	98-7811	Nut	8
11	98-7801	Stud	4				

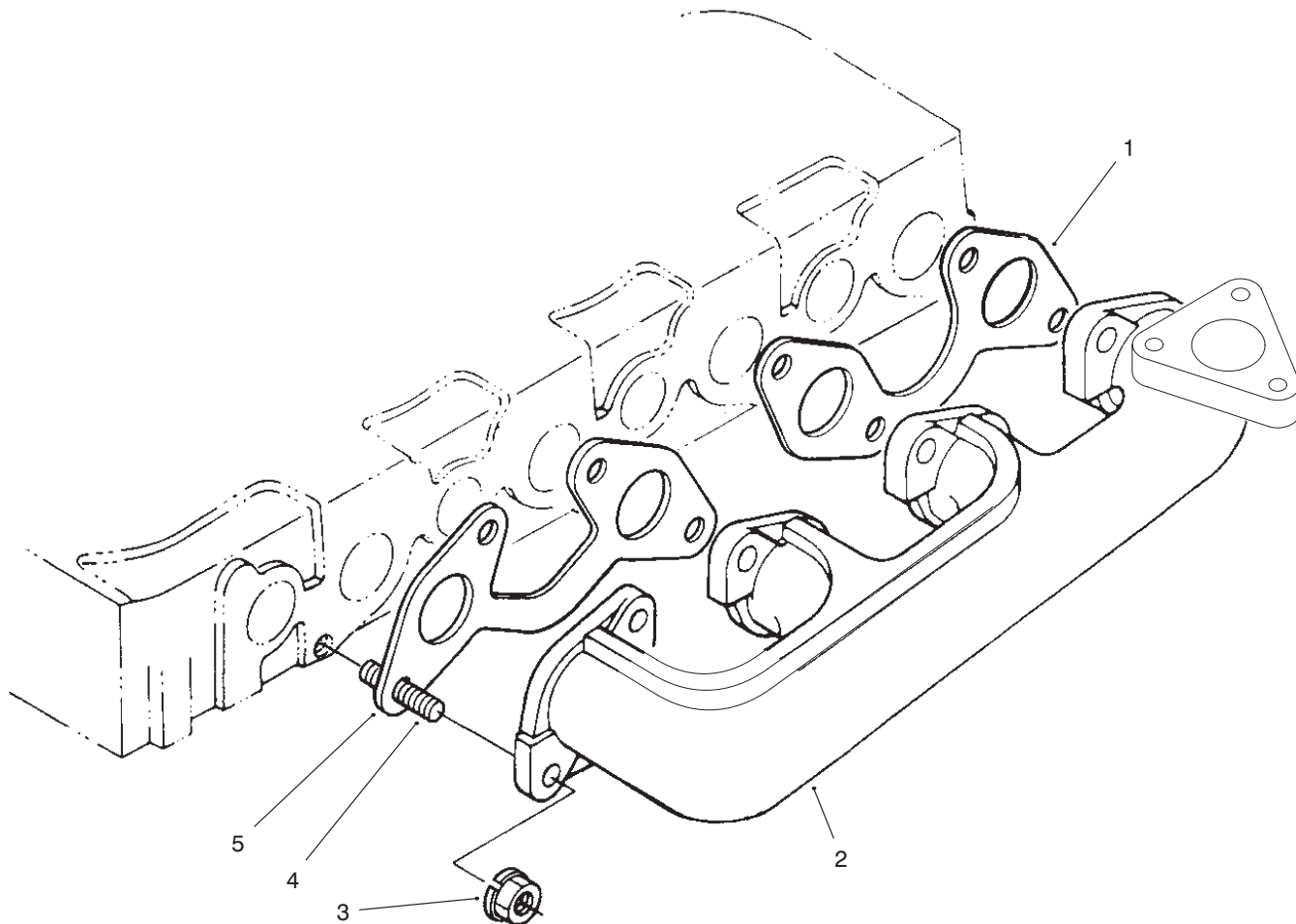


T-2862-1

INLET MANIFOLD

Ref. No.	Part No.	Description	No. Used
1	98-7812	Manifold-Inlet	1
2	98-7813	Gasket-In, Manifold	1

Ref. No.	Part No.	Description	No. Used
3	98-7610	Bolt	3

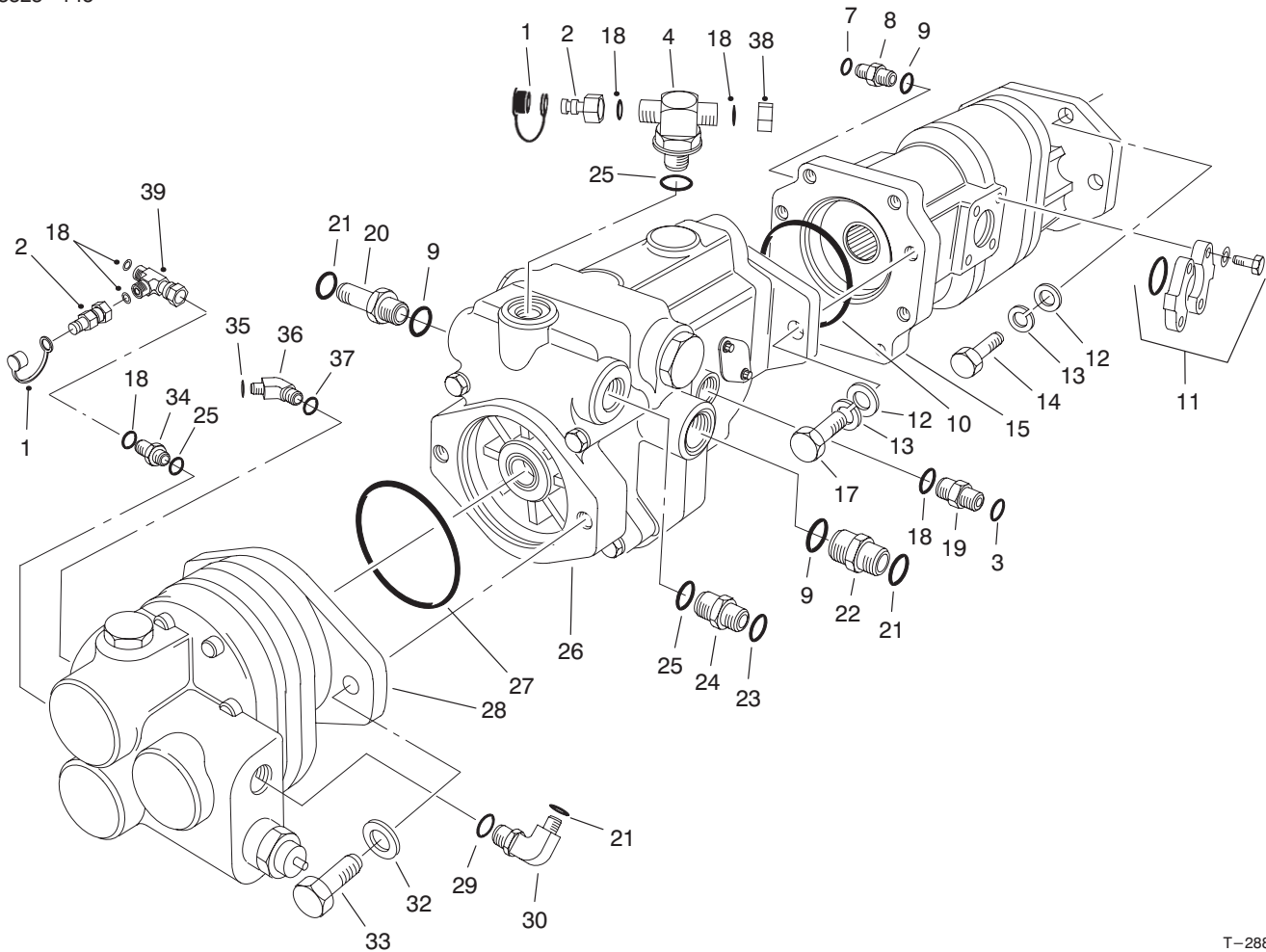


T-2893-1

EXHAUST MANIFOLD

Ref. No.	Part No.	Description	No. Used
1	98-7802	Gasket-Exhaust Manifold	1
2	98-7815	Manifold-Exhaust	1
3	100-1559	Nut	8

Ref. No.	Part No.	Description	No. Used
4	100-1558	Stud	8
5	98-7803	Gasket-Exhaust Manifold	1

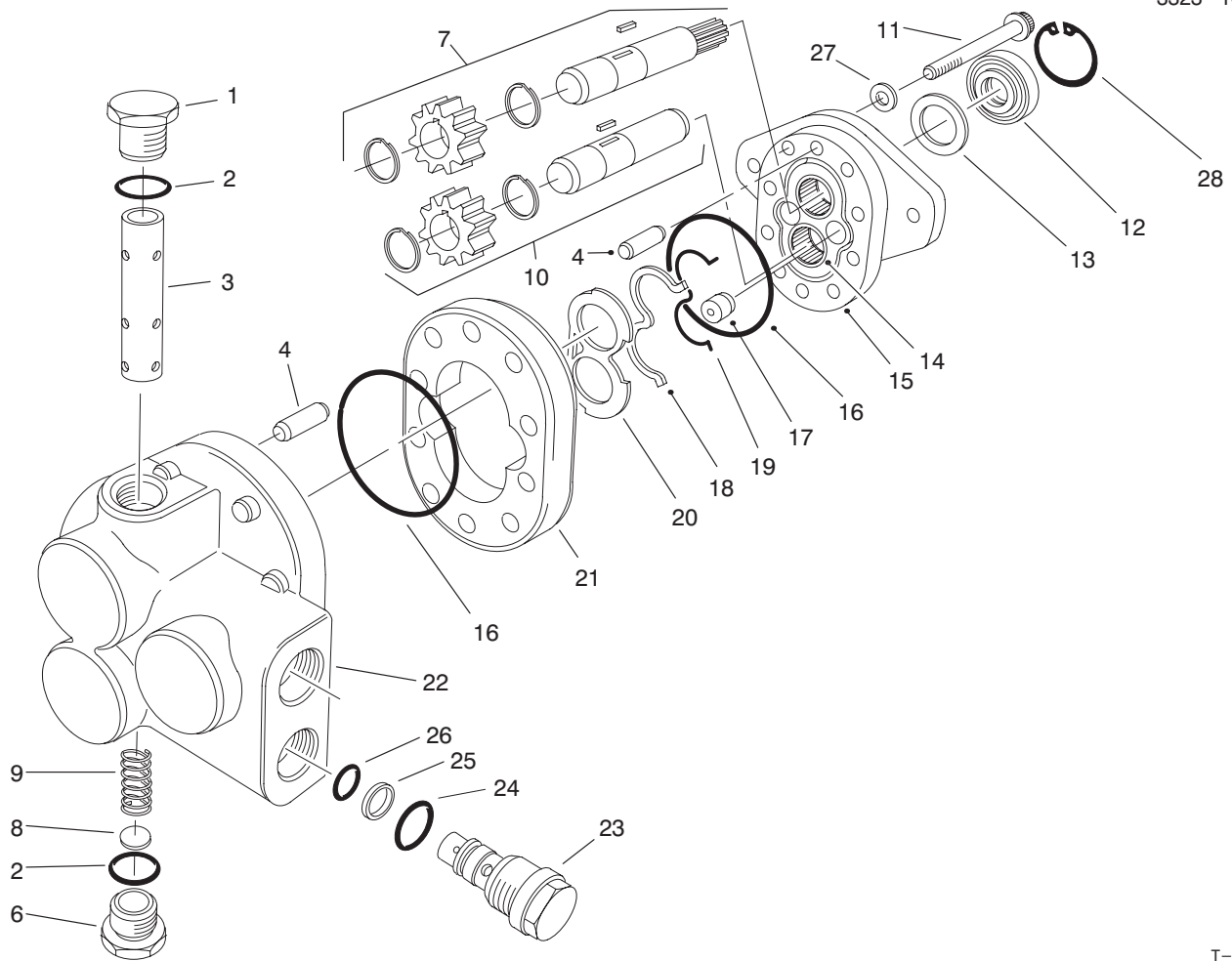


T-2888-1

HYDRAULIC PUMP COMPONENTS

Ref. No.	Part No.	Description	No. Used
1	353-947	Cap-Dust	2
2	86-5480	Fitting-Diagnostic	2
3	237-42	O-Ring	1
4	92-4799	Fitting-Hydraulic Tee (Incl. Ref. #18 & 25)	1
7	237-65	O-Ring	1
8	340-8	Fitting (Incl. Ref. #7 & 9)	1
9	237-81	O-Ring	3
10	59-8550	O-Ring	1
11	340-62	Kit-Flange	1
12	3256-26	Washer-Flat	6
13	3253-7	Washer-Lock	6
14	3213-2	Screw-HH	4
15	86-6000-01	Asm-Gear Pump (Incl. Ref. #10)	1
17	325-5	Screw-HH	2
18	237-22	O-Ring	6
19	340-2	Fitting (Incl. Ref. #3 & 18)	1
20	92-6058	Fitting-Long (Incl. Ref. #9 & 21)	1
21	237-58	O-Ring	3
22	340-9	Fitting	

Ref. No.	Part No.	Description	No. Used
		(Incl. Ref. #9 & 21)	1
23	237-30	O-Ring	1
24	340-4	Fitting (Incl. Ref. #23 & 25)	1
25	237-79	O-Ring	3
26	99-6494	Pump-Piston	1
27	60-3520	O-Ring	1
28	99-6495	Pump-Gear	1
29	237-146	O-Ring	1
30	340-15	Fitting 90° (Incl. Ref. #21 & 29)	1
32	60-3540	Washer	2
33	60-3530	Bolt	2
34	340-3	Fitting (Incl. Ref. #18 & 25)	1
35	237-30	O-Ring	1
36	340-89	Fitting 45° (Incl. Ref. #35 & 37)	1
37	237-80	O-Ring	1
38	340-117	Cap-Fitting	2
39	340-115	Fitting-Hydraulic, Tee (Incl. Ref. #18)	1



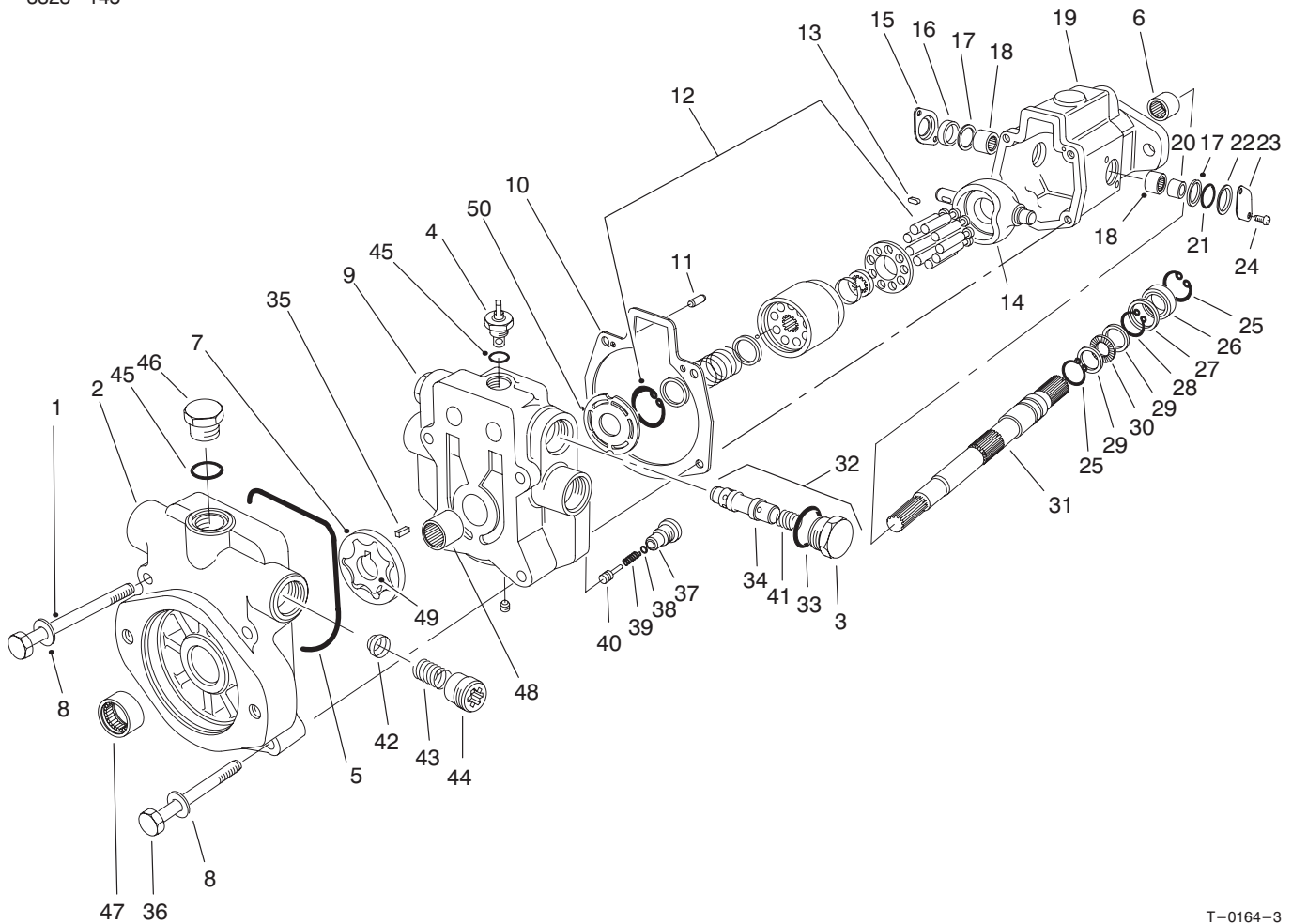
T-0163-3

GEAR PUMP ASSEMBLY NO. 99-6495

Ref. No.	Part No.	Description	No. Used	Ref. No.	Part No.	Description	No. Used
1	60-5860	Asm-Plug (Incl. Ref. #2)	1	18	95-4369	Seal	1
2	60-5720	O-Ring	2	19	95-4367	Gasket-Backup	1
†3		Spool	1	20	95-4368	Plate-Wear	1
4	60-5760	Pin-Dowel	4	21	99-8589	Asm-Body (Incl. Ref. #4)	1
6	60-5710	Asm-Plug (Incl. Ref. #2)	1	†22	99-8590	Asm-Back Plate	1
7	99-8591	Asm-Drive Gear	1	23	92-9253	Asm-Relief Valve (Incl. Ref. #24-26)	1
8	60-5730	Disc	A/R	24	92-9255	O-Ring	1
9	60-5820	Spring	1	25	92-9256	Washer-Back Up	1
10	99-8592	Asm-Idler Gear	1	26	92-9254	O-Ring	1
11	42-3140	Screw-HH	8	27	94-8160	Washer	4
12	49-2640	Seal-Shaft	1	28	99-8593	Ring-Retaining	1
13	60-5890	Washer	1	*	92-9257	Kit-Seal Repair (Incl. Ref. #24-26)	1
14		Bushing	2	*	99-8594	Kit-Seal Repair (Incl. Ref. #2, 12, 13, 16-20, & 24-27)	1
15	95-4362	Asm-Front Plate (Incl. Ref. #14)	1				
16	42-3120	O-Ring	2				
17	94-3011	Plug	1				

* Not Illustrated

† Not Serviceable Separately



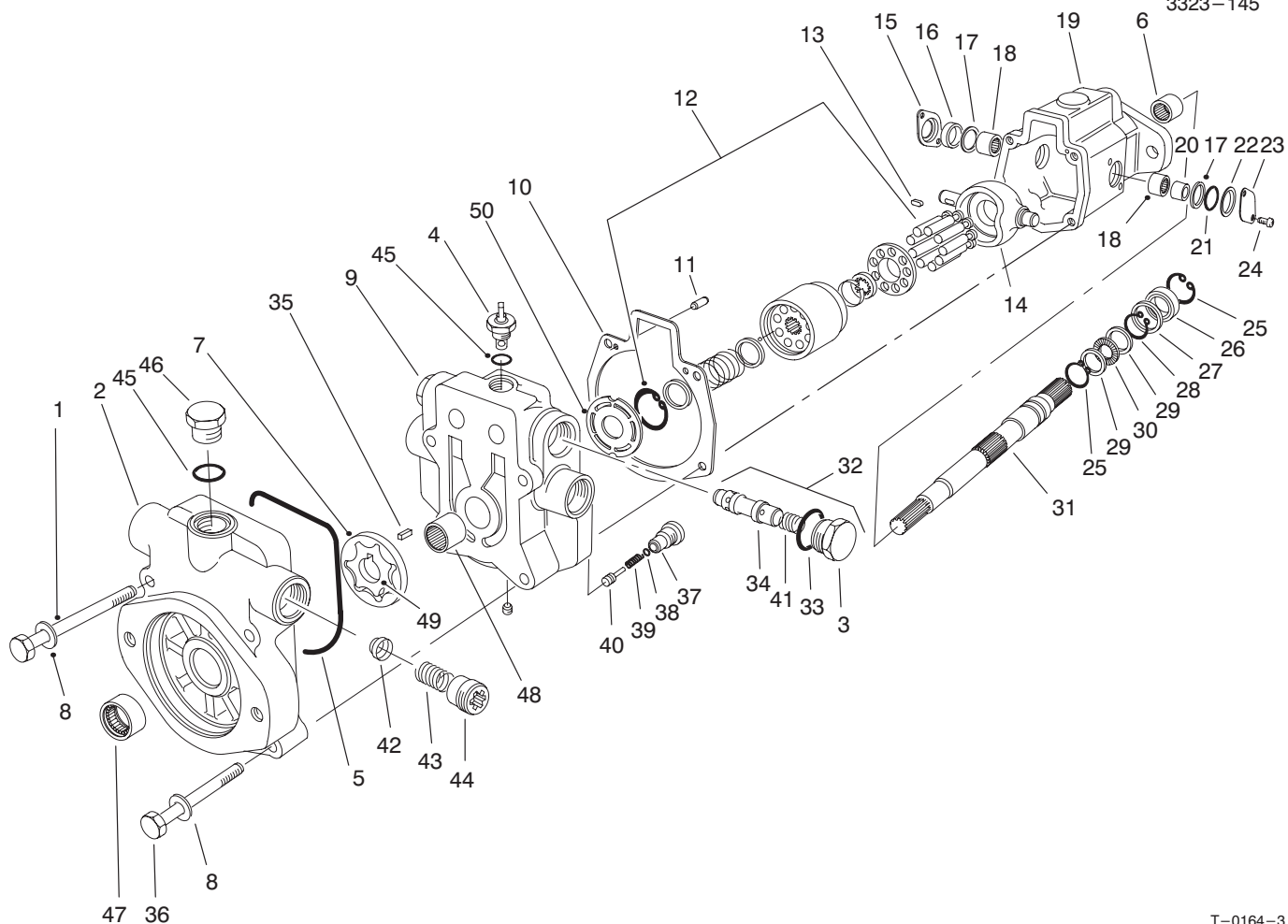
T-0164-3

PISTON PUMP ASSEMBLY NO. 99-6494

Ref. No.	Part No.	Description	No. Used
1	60-6230	Screw-HH	2
2	60-6200	Asm-Charge Pump Adapter (Incl. Ref. #42-44 & 47)	1
3	70-1240	Asm-Plug (Incl. Ref. #33)	2
4	39-2080	Asm-Tow Valve (Incl. Ref. #45)	1
5	99-8708	O-Ring, Molded	1
6	63-4390	Bearing-Needle	1
7	99-8707	Gerotor-Outer	1
8	3256-73	Washer-Flat	4
9	99-8705	Asm-Back Plate (Incl. Ref. #4, 37-40 & 48)	1
10	60-6130	Gasket-Housing	1
11	95-6050	Pin-Dowel	2
12	99-8701	Asm-Rotating Kit	1
13	60-6310	Key	1
14	60-6020	Camplate	1
15	60-6120	Cover-Seal	1
16	42-2720	Seal-Shaft	1
17	60-6250	Washer	2
18	60-6110	Bearing-Needle	2
19	99-8703	Asm-Housing (Incl. Ref. #6)	1
20	60-5990	Race-Inner	1

Ref. No.	Part No.	Description	No. Used
21	60-6190	O-Ring	1
22	99-8702	Cover-O-Ring	1
23	60-6010	Cover-Trunnion	1
24	60-6330	Screw	4
25	60-6260	Ring-Retaining	2
26	60-6300	Seal-Shaft	1
27	60-6240	Washer	1
28	60-6270	Ring-Retaining	2
29	60-6160	Race-Thrust	2
30	60-6170	Bearing-Needle, Thrust	1
31	60-6140	Shaft-Drive	1
32	68-6460	Kit-Relief Valve (Incl. Ref. #3, 34 & 41)	2
33	60-5980	O-Ring	2
34	68-6460	Asm-Relief Valve	2
35	60-6320	Key	1
36	60-6220	Screw-HH	2
37	60-6060	Cartridge	1
38	60-6080	O-Ring	1
39	60-6090	Spring	1
40	60-6070	Poppet	1
41	99-8700	Spring	2
42	33-4990	Poppet	1
43	39-2140	Spring	1
44	39-2130	Retainer-Spring	1

* Not Illustrated



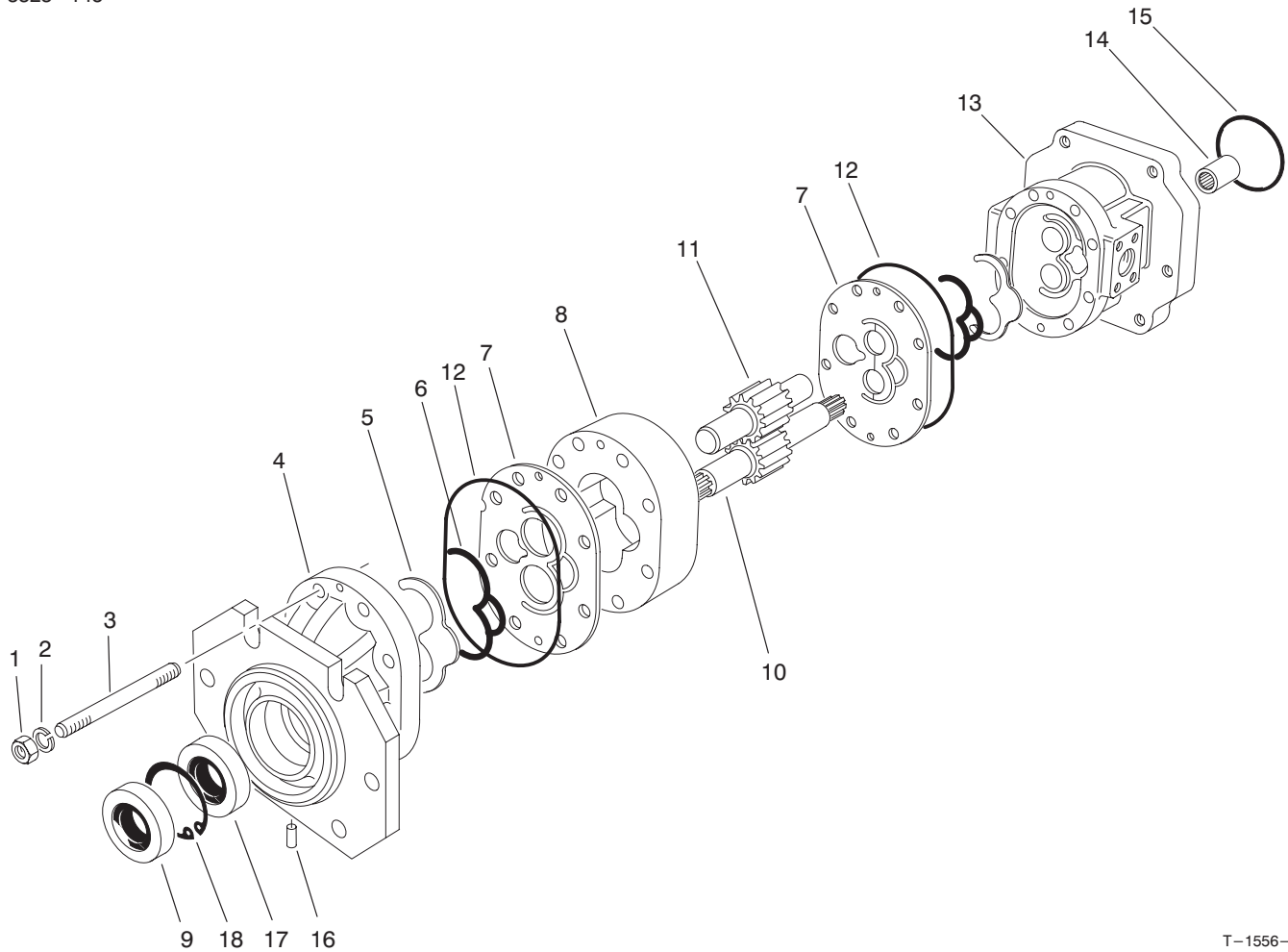
T-0164-3

PISTON PUMP ASSEMBLY NO. 99-6494 (Continued)

Ref. No.	Part No.	Description	No. Used
45	60-6290	O-Ring	2
46	60-6280	Asm-Plug (Incl. Ref. #45)	1
47	60-6150	Bearing	1
48	60-6050	Bearing	1
49	99-8706	Gerotor-Inner	1

Ref. No.	Part No.	Description	No. Used
50	99-8704 95-6056	Plate-Valve Kit-Seal (Incl. Ref. #5, 10, 16, 21, 26, 28, 29, 33, 38, 45 & 46)	1

* Not Illustrated



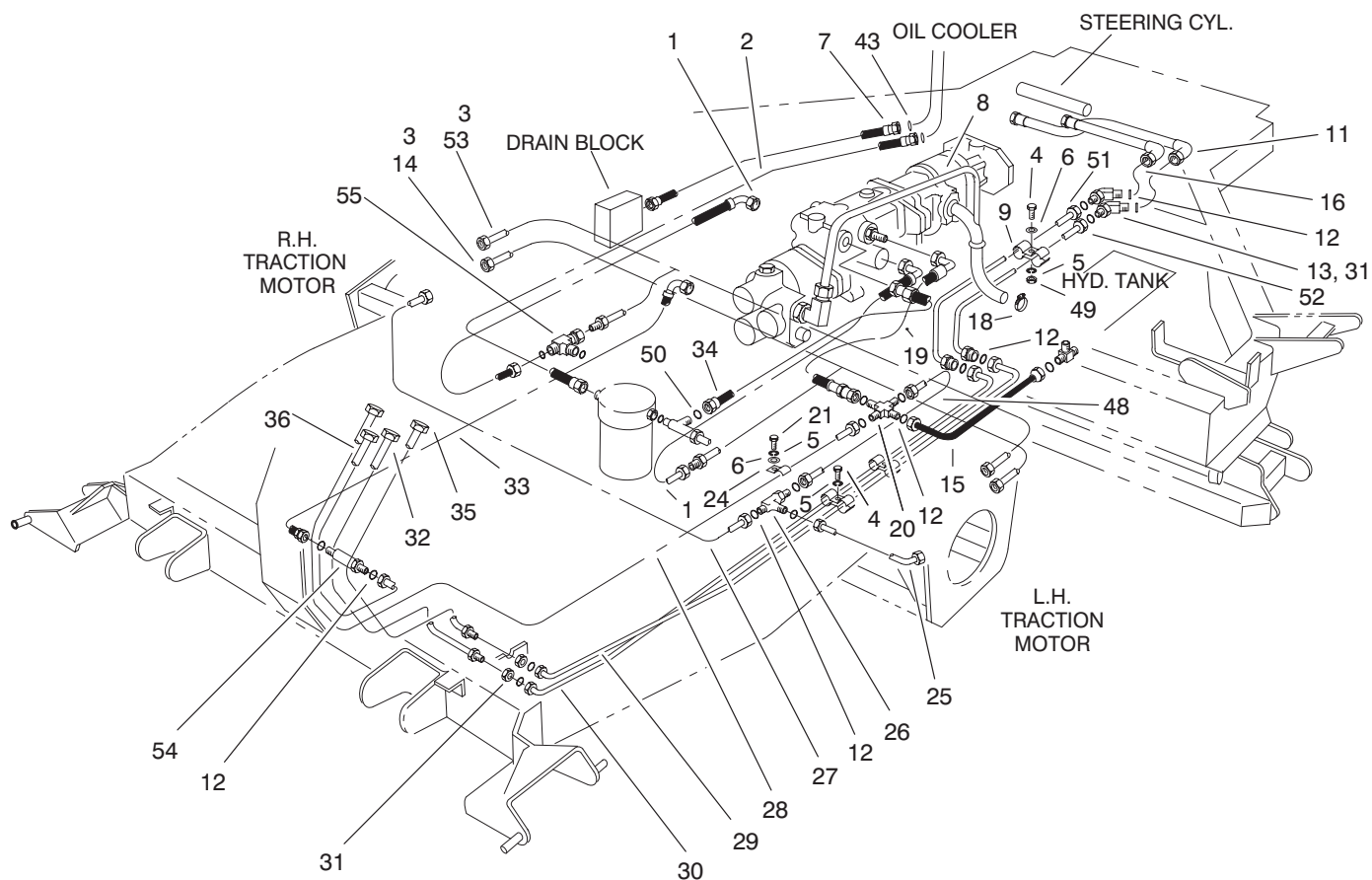
T-1556-2

PUMP ASSEMBLY NO. 86-6000

Ref. No.	Part No.	Description	No. Used
1	59-7580	Nut	8
2	59-7590	Washer-Lock	8
3	59-7970	Stud	8
4	86-6010	Cover-Front	1
5	59-7990	Seal - Gland	2
6	59-8470	Retainer-Seal	2
7	86-6070	Plate-Wear	2
8	86-6020	Center S/A Section	1
9	59-8590	Seal-Shaft	1
10	59-8500	Drive Gear-Spline	1
11	59-8600	Driven Gear	1

Ref. No.	Part No.	Description	No. Used
12	86-6080	O-Ring Seal	2
13	86-6030	Port Section-Rear	1
14	59-8540	Coupling	1
15	86-6040	O-Ring	1
16	86-6050	Plug	1
17	59-8570	Seal-Shaft	1
18	59-8580	Ring-Retaining	1
*	86-6450	Kit-Seal (Incl. Ref. #5, 6, 9, 12, 15, 16, & 17)	1

* Not Illustrated

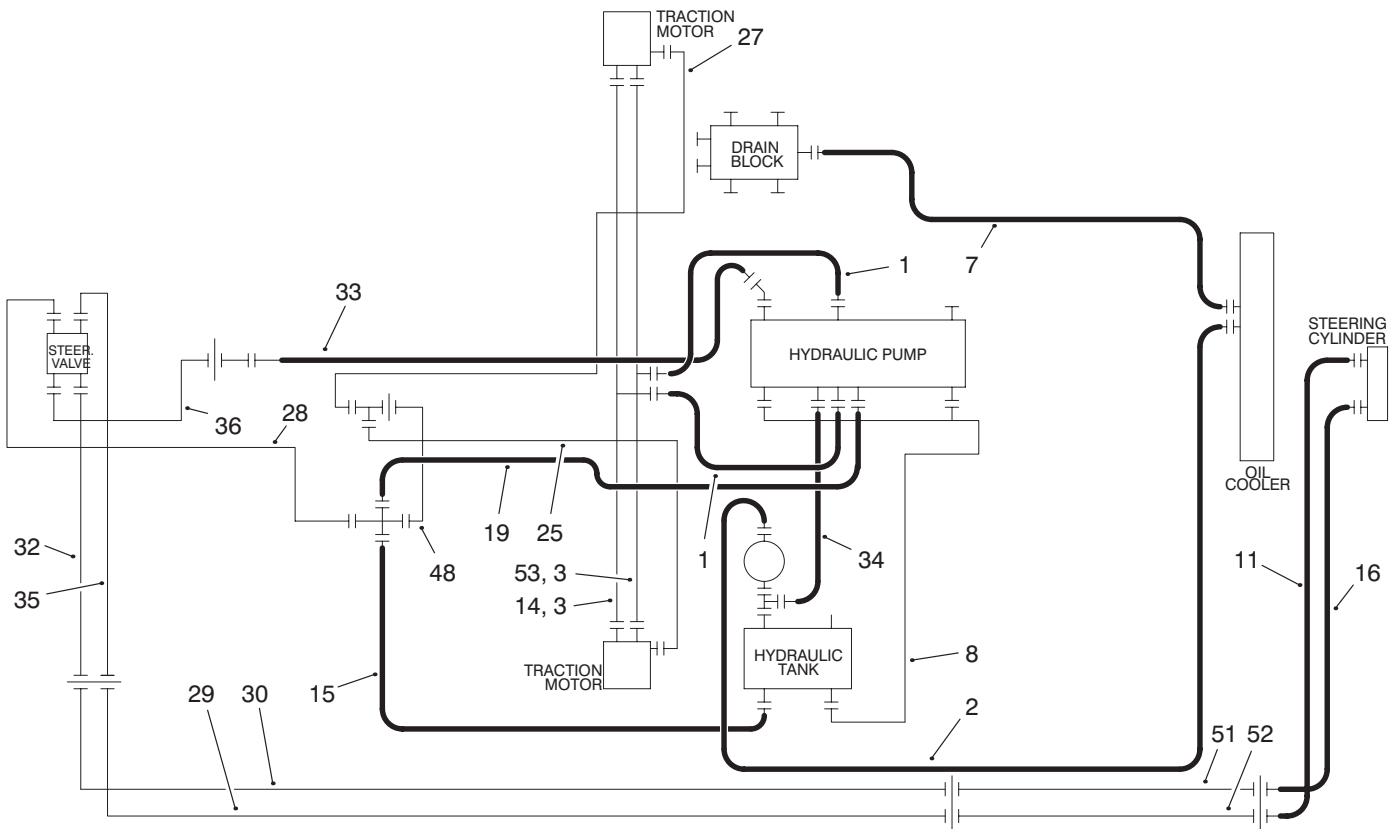


T-2849-1

HYDRAULIC CIRCUIT-TRACTION & STEERING

Ref. No.	Part No.	Description	No. Used	Ref. No.	Part No.	Description	No. Used
1	58-5860	Asm-Hose	2	25	58-4790	Asm-Tube	1
2	75-8200	Asm-Hose	1	26	340-68	Fitting-Hydraulic Tee (Incl. Ref. #12)	1
3	92-9202	Asm-Tube (Model No. 03706 Only)	2	27	58-4860	Asm-Tube	1
4	33113-025	Screw-HH	4	28	74-2820	Asm-Tube	1
5	43-5930	Washer-Lock	5	29	98-3843	Kit-Tube (Incl. Ref. #12 & 52)	1
6	33093-00	Washer	3	30	98-1262	Kit-Tube (Incl. Ref. #12 & 51)	1
7	75-8210	Asm-Hose	1	31	340-70	Nut-Bulkhead	4
8	60-1900	Asm-Tube	1	32	74-2780	Asm-Tube	1
9	58-3880	Clamp	4	33	58-5720	Asm-Hose	1
11	98-7415	Asm-Hose	1	34	58-5870	Asm-Hose	1
12	237-22	O-Ring	20	35	74-2810	Asm-Tube	1
13	340-69	Fitting-Hydraulic Bulkhead (Incl. Ref. #12 & 31)	2	36	74-2790	Asm-Tube	1
14	92-4726	Asm-Tube (Model No. 03707 Only)	1	43	340-65	O-Ring	1
15	92-5694	Asm-Hose	1	48	58-4710	Asm-Tube	1
16	98-7414	Asm-Hose (Model No. 03706 Only)	1	49	48-7890	Nut-Hex	2
16	98-7416	Asm-Hose (Model No. 03707 Only)	1	50	237-30	O-Ring	1
18	2412-92	Clamp	2	†51		Asm-Tube	1
19	60-1250	Asm-Hose	1	†52		Asm-Tube	1
20	340-23	Fitting-Hydraulic Cross (Incl. Ref. #12)	1	53	92-5677	Asm-Tube (Model No. 03707 Only)	1
21	42-9230	Screw-HH	1	54	340-71	Fitting-Hydraulic (Incl. Ref. #12)	1
24	60-1360	Clamp	1	55	92-4748	Fitting-Hydraulic, Tee (Model No. 03707 Only)	1

† Not Serviced Separately



T-2850-1

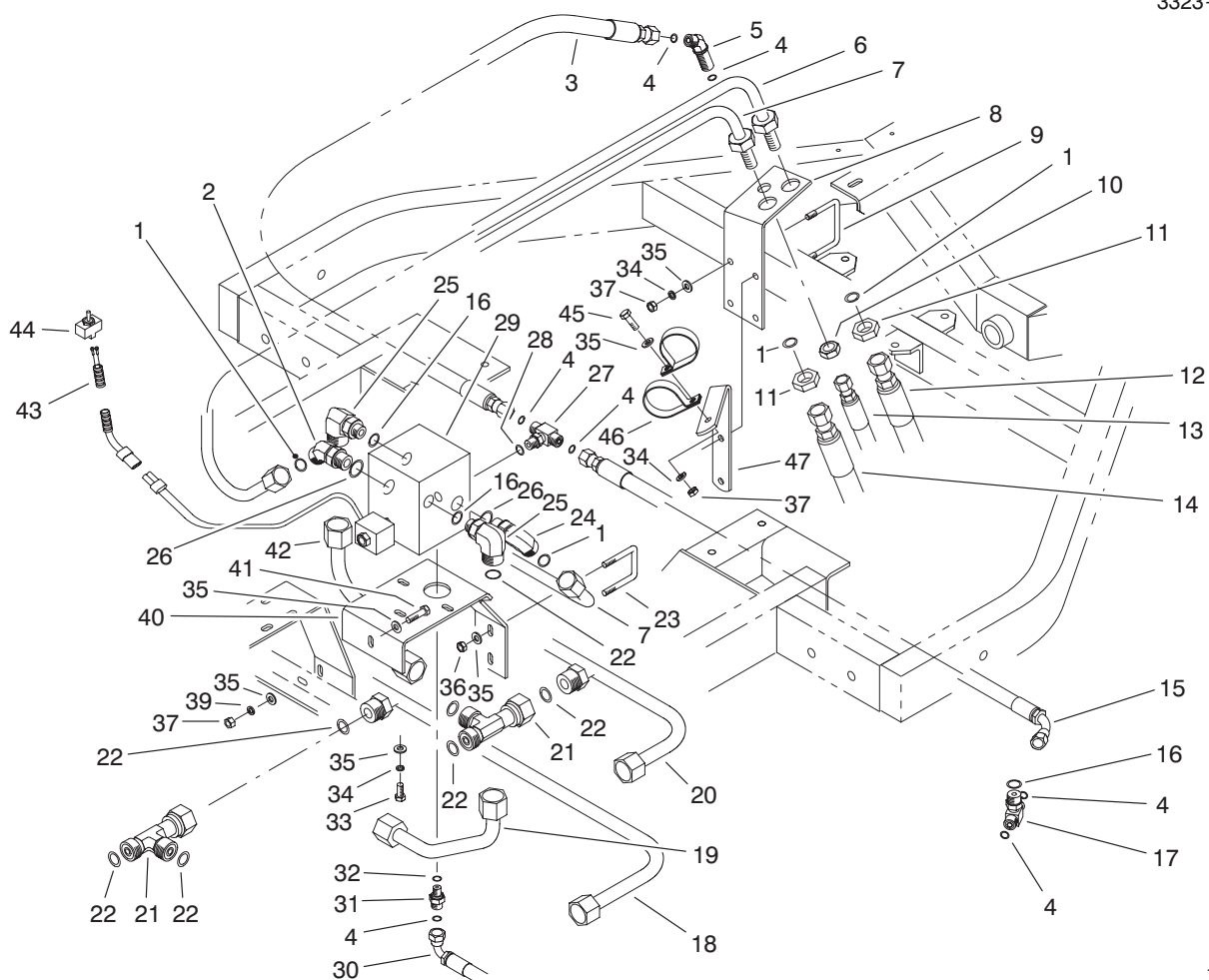
HYDRAULIC SCHEMATIC-TRACTION & STEERING

Ref. No.	Part No.	Description	No. Used
1	58-5860	Asm-Hose	2
2	75-8200	Asm-Hose	1
3	92-9202	Asm-Tube (Model No. 03706 Only)	2
7	75-8210	Asm-Hose	1
8	60-1900	Asm-Tube	1
11	98-7415	Asm-Hose	1
14	92-4726	Asm-Tube (Model No. 03707 Only)	1
15	92-5694	Asm-Hose	1
16	98-7414	Asm-Hose (Model No. 03706 Only)	1
16	98-7416	Asm-Hose (Model No. 03707 Only)	1
19	60-1250	Asm-Hose	1
25	58-4790	Asm-Tube	1

Ref. No.	Part No.	Description	No. Used
27	58-4860	Asm-Tube	1
28	74-2820	Asm-Tube	1
29	98-3843	Kit-Tube (Incl. Ref. #52)	1
30	98-1262	Kit-Tube (Incl. Ref. #51)	1
32	74-2780	Asm-Tube	1
33	58-5720	Asm-Hose	1
34	58-5870	Asm-Hose	1
35	74-2810	Asm-Tube	1
36	74-2790	Asm-Tube	1
48	58-4710	Asm-Tube	1
†51		Asm-Tube	1
†52		Asm-Tube	1
53	92-5677	Asm-Tube (Model No. 03707 Only)	1

* Not Illustrated

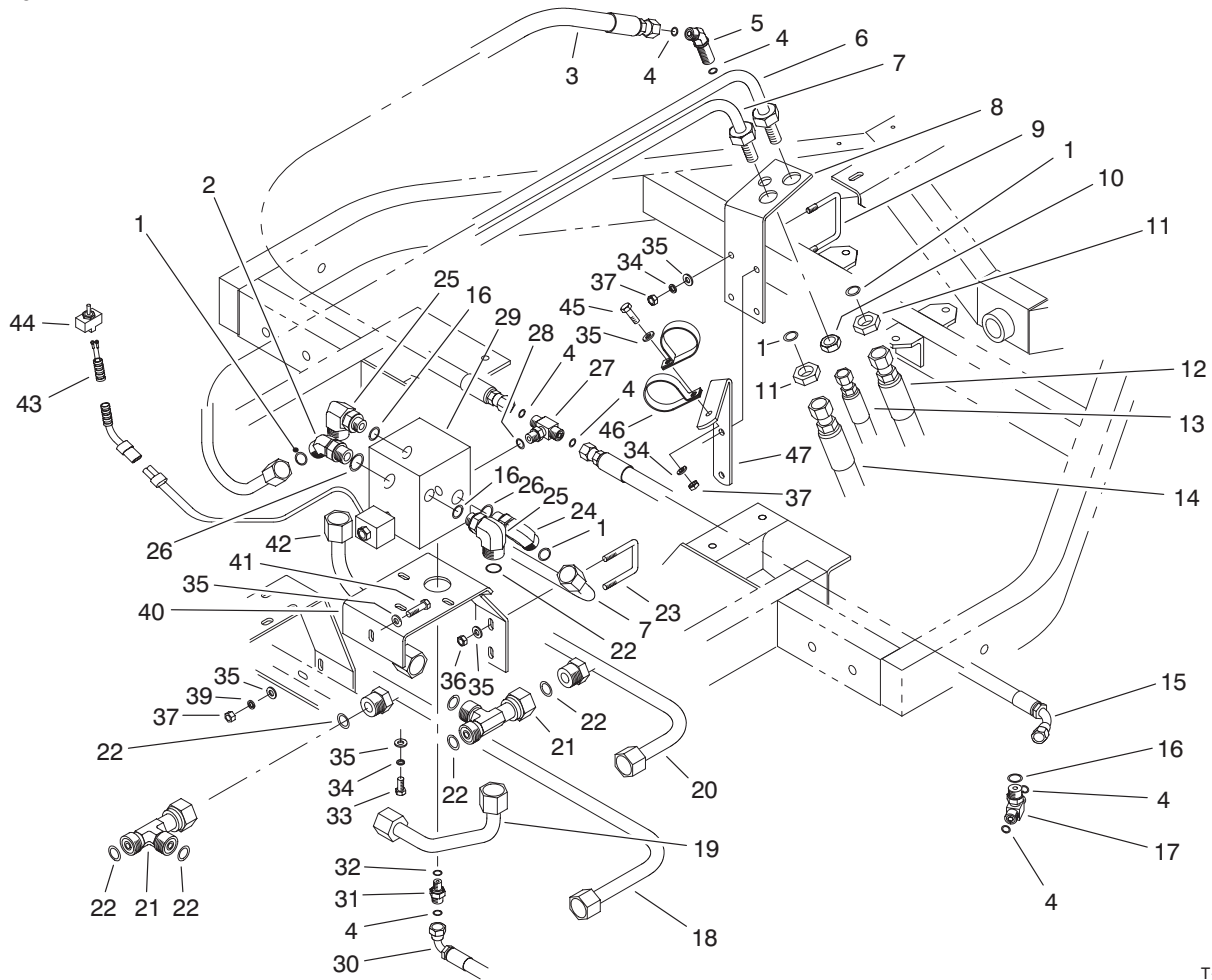
† Not Serviceable Separately



T-1697-1

HYDRAULIC CIRCUIT-REAR WHEEL DRIVE (MODEL NO. 03707 ONLY)

Ref. No.	Part No.	Description	No. Used	Ref. No.	Part No.	Description	No. Used
1	237-65	O-Ring	4	20	92-5677	Asm-Tube (Incl. Ref. #22)	1
2	340-14	Fitting-Hydraulic 45° (Incl. Ref. #1 & 26)	1	21	92-4748	Fitting-Hydraulic Tee (Incl. Ref. #22)	2
3	92-5691	Hose-Hydraulic	1	22	237-58	O-Ring	8
4	237-22	O-Ring	7	23	66-5560	Bolt-U	1
5	340-69	Fitting-Hydraulic Bulkhead (Incl. Ref. #4)	1	24	340-17	Fitting-Hydraulic 90° (Incl. Ref. #1 & 26)	1
6	92-5689	Asm-Tube (Incl. Ref. #1)	1	25	92-5696	Fitting-Hydraulic 90° (Incl. Ref. #16 & 22)	2
7	92-5690	Asm-Tube (Incl. Ref. #1)	1	26	237-80	O-Ring	2
8	92-5693	Bracket-Bulkhead	1	27	340-94	Fitting-Hydraulic Tee (Incl. Ref. #4 & 28)	1
9	92-5692	Bolt-U	2	28	237-42	O-Ring	1
10	340-70	Nut-Bulkhead	1	29	92-2982	Asm-Control Block	1
11	340-74	Nut-Bulkhead	1	30	92-5687	Hose-Hydraulic	1
12	92-5698	Hose-Hydraulic	1	31	340-88	Fitting-Hydraulic Straight (Incl. Ref. #4 & 32)	1
13	92-5688	Hose-Hydraulic	1	32	237-78	O-Ring	1
14	92-5686	Hose-Hydraulic	1	33	322-3	Screw-HH	3
15	92-4725	Hose-Hydraulic	1	34	3253-4	Washer-Lock	8
16	237-79	O-Ring	3	35	3256-23	Washer-Flat	10
17	92-4799	Fitting-Hydraulic Tee (Incl. Ref. #4 & 16)	1	36	3296-29	Nut-Lock	2
18	92-4726	Asm-Tube (Incl. Ref. #22)	1	37	3217-6	Nut-Hex.	5
19	92-4728	Tube-Hydraulic	1	39	48-9570	Washer-Lock	1



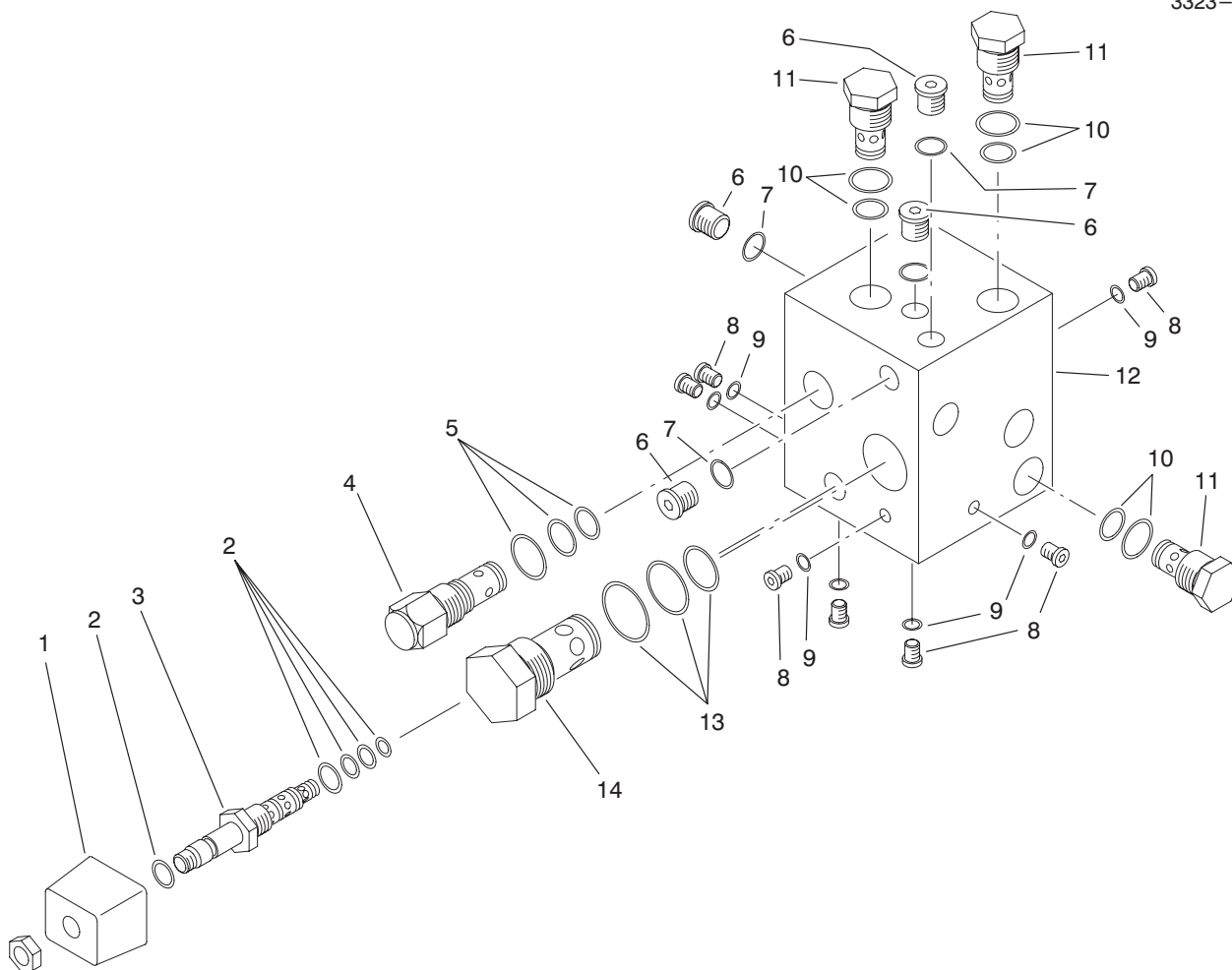
T-1697-1

HYDRAULIC CIRCUIT-REAR WHEEL DRIVE (Continued)

Ref. No.	Part No.	Description	No. Used
40	86-6460	Bracket-Control Block	1
41	322-6	Screw-HH.	1
42	92-4727	Tube-Hydraulic	1
43	92-5669	Harness-Switch	1
44	69-9740	Switch	1
45	322-45	Screw-HH	1

Ref. No.	Part No.	Description	No. Used
46	2412-107	Clamp-R	2
47	99-8741	Bracket	1
*	3290-378	Tie-Cable	1

* Not Illustrated

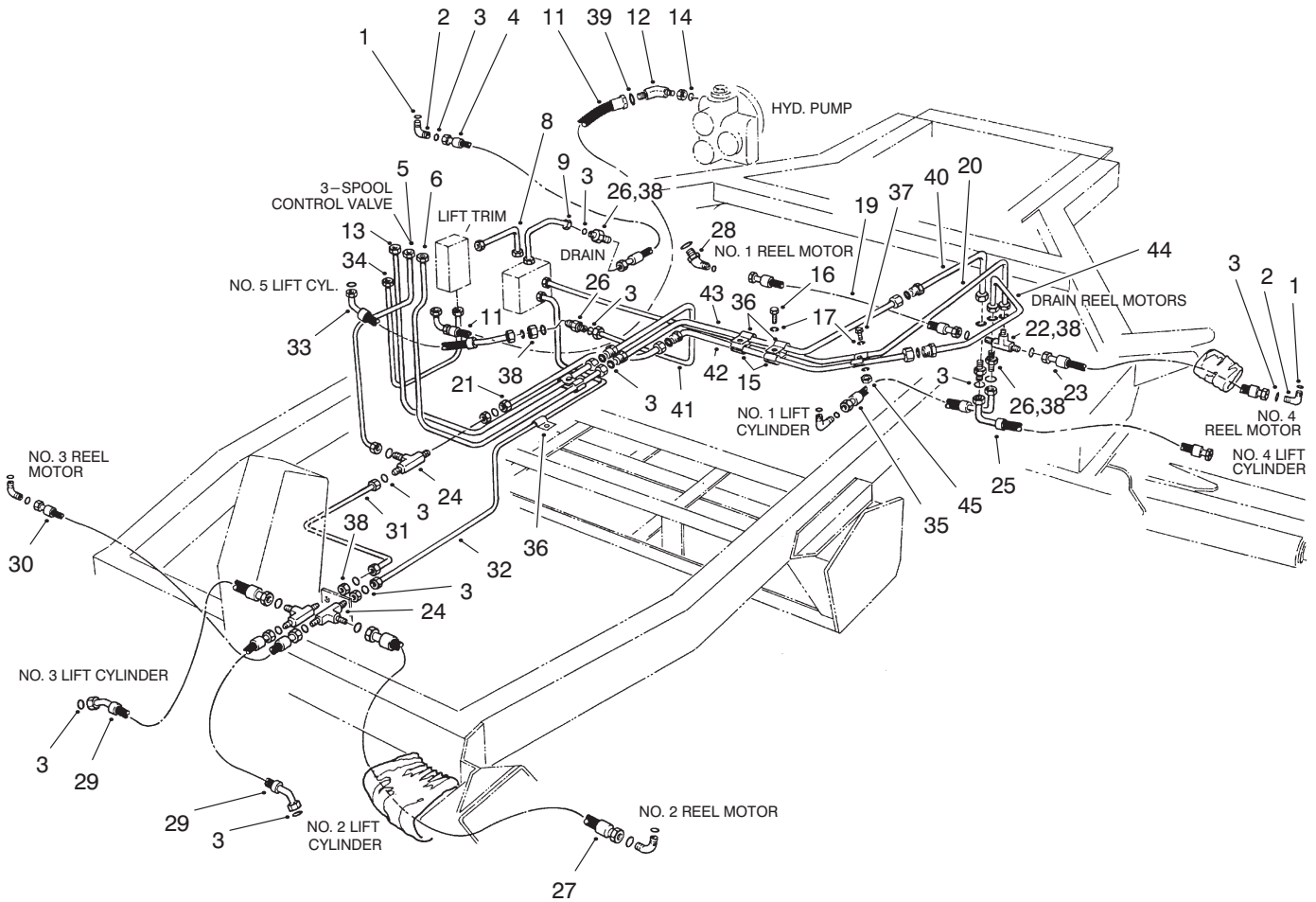


T-1912

HYDRAULIC MANIFOLD ASSEMBLY NO. 92-2982

Ref. No.	Part No.	Description	No. Used
1	92-3048	Asm-Coil	1
2	93-1408	Kit-Seal, Solenoid S1	1
3	93-1407	Cartridge-Solenoid S1	1
4	93-1406	Cartridge-Logic, LC1	1
5	69-4240	Kit-Seal, Logic LC1	1
6	353-989	Asm-Plug (Incl. Ref. #7)	4
7	237-42	O-Ring	4
8	353-991	Asm-Plug (Incl. Ref. #9)	8

Ref. No.	Part No.	Description	No. Used
9	237-156	O-Ring	8
10	75-2080	Kit-Seal, Check	3
11	93-1405	Cartridge-Check Valve, C1, C2 & C3	3
12		Block-Manifold	1
13	69-4270	Kit-Seal, Logic LC2	1
14	93-1409	Cartridge-Logic, LC2	1



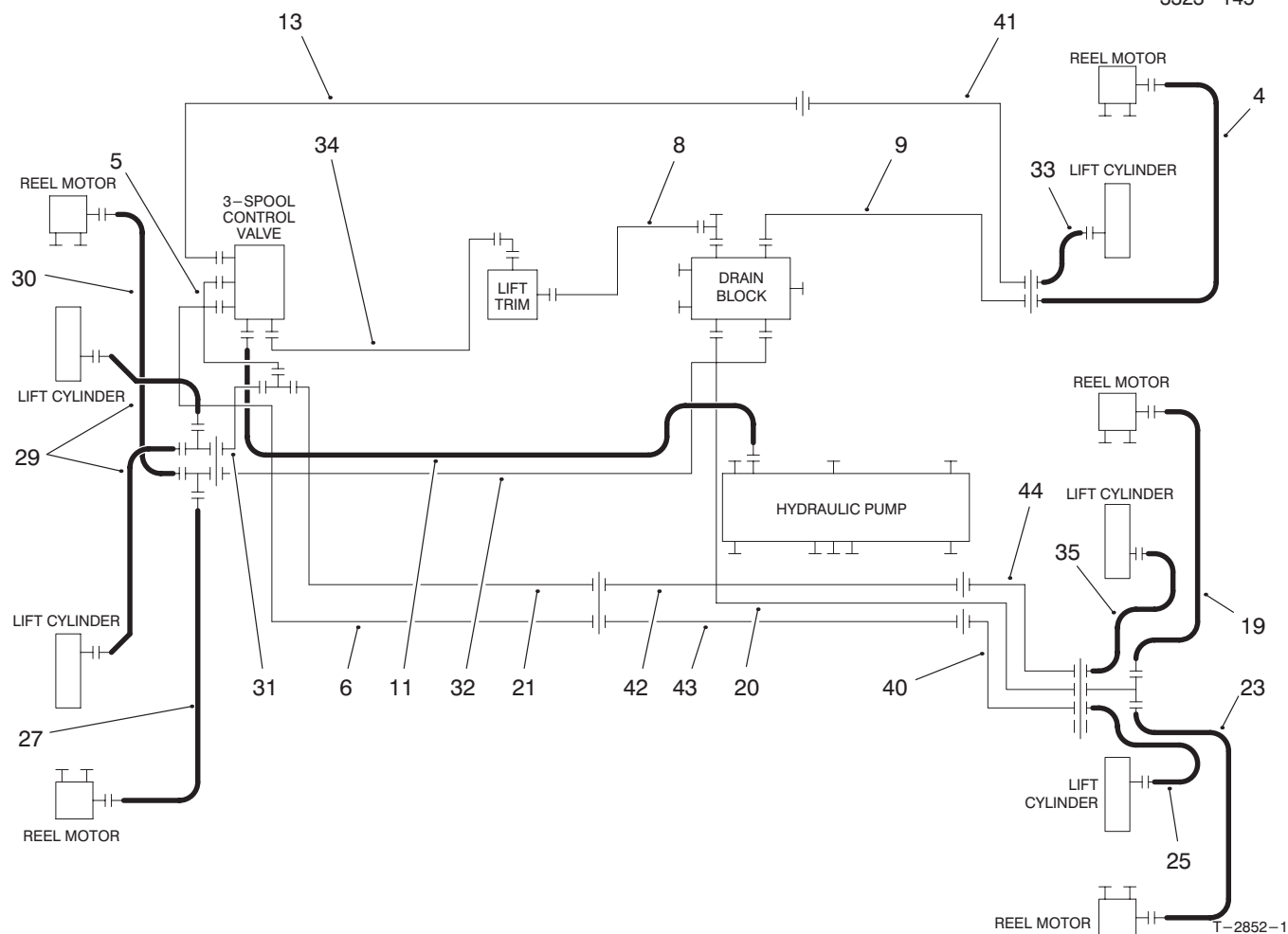
T-2851-2

HYDRAULIC CIRCUIT-LIFT ARMS

Ref. No.	Part No.	Description	No. Used
1	237-42	O-Ring	7
2	340-77	Fitting-Hydraulic 90° (Incl. Ref. #1 & 3)	4
3	237-22	O-Ring	31
4	98-7413	Asm-Hose	1
5	58-4750	Asm-Tube	1
6	93-1410	Kit-Tube (Incl. Ref. #3, 40 & 43)	1
8	63-4680	Asm-Tube	1
9	58-4780	Asm-Tube	1
11	58-5710	Asm-Hose	1
12	340-89	Fitting-Hydraulic 45° (Incl. Ref. #14 & 39)	1
13	68-6370	Kit-Tube (Incl. Ref. #3 & 41)	1
14	237-80	O-Ring	1
15	58-3880	Clamp-Tube	5
16	33113-050	Screw-HH	2
17	43-5930	Washer-Lock	6
19	98-7408	Asm-Hose	1
20	58-4850	Asm-Tube	1
21	68-6270	Kit-Tube (Incl. Ref. #3, 42 & 44)	1
22	60-2180	Fitting-Tee	1
23	98-7406	Asm-Hose	1

Ref. No.	Part No.	Description	No. Used
24	340-68	Fitting-Hydraulic Tee (Incl. Ref. #3)	3
25	98-7411	Asm-Hose	1
26	340-71	Fitting-Hydraulic Straight (Incl. Ref. #3)	4
27	98-7410	Asm-Hose	1
28	340-87	Fitting-Hydraulic 45° (Incl. Ref. #1 & 3)	1
29	98-7409	Asm-Hose	2
30	98-7407	Asm-Hose	1
31	58-4760	Asm-Tube	1
32	58-4880	Asm-Tube	1
33	98-7412	Asm-Hose	1
34	58-4870	Asm-Tube	1
35	98-7405	Asm-Hose	1
36	60-1360	Clamp-Tube	3
37	33113-025	Screw-HH	5
38	340-70	Nut-Bulkhead	8
39	237-30	O-Ring	1
†40		Asm-Tube	1
†41		Asm-Tube	1
†42		Asm-Tube	1
†43		Asm-Tube	1
†44		Asm-Tube	1
45	48-7890	Nut	3

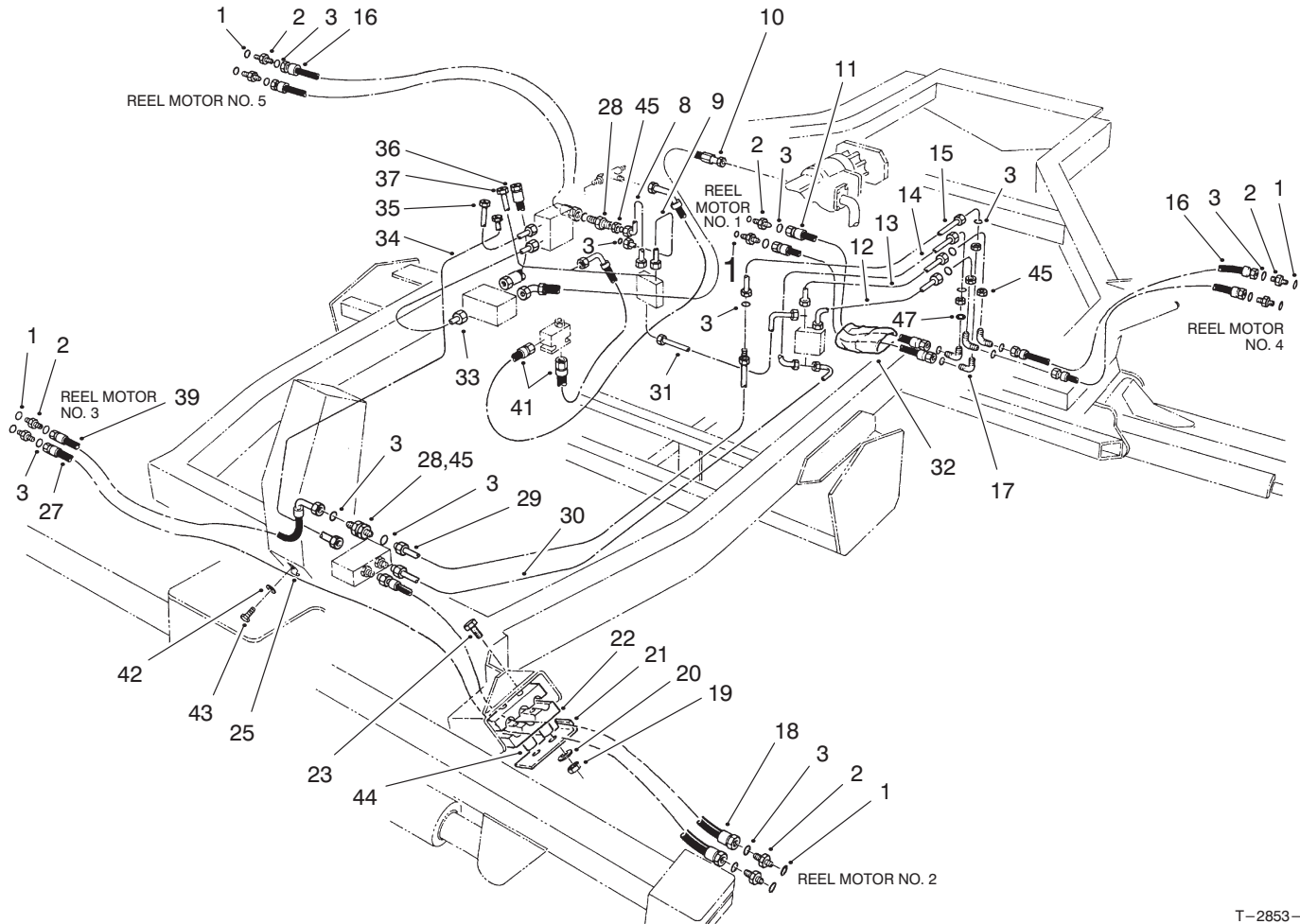
† Not Serviced Separately



HYDRAULIC SCHEMATIC - LIFT ARMS

Ref. No.	Part No.	Description	No. Used	Ref. No.	Part No.	Description	No. Used
4	98-7413	Asm-Hose	1	25	98-7411	Asm-Hose	1
5	58-4750	Asm-Tube	1	27	98-7410	Asm-Hose	1
6	93-1410	Kit-Tube (Incl. Ref. #40 & 43)	1	29	98-7409	Asm-Hose	2
8	63-4680	Asm-Tube	1	30	98-7407	Asm-Hose	1
9	58-4780	Asm-Tube	1	31	58-4760	Asm-Tube	1
11	58-5710	Asm-Hose	1	32	58-4880	Asm-Tube	1
13	68-6370	Kit-Tube (Incl. Ref. #41)	1	33	98-7412	Asm-Hose	1
19	98-7408	Asm-Hose	1	34	58-4870	Asm-Tube	1
20	58-4850	Asm-Tube	1	35	98-7405	Asm-Hose	1
21	68-6270-01	Kit-Tube (Incl. Ref. #42 & 44)	1	†40		Asm-Tube	1
23	98-7406	Asm-Hose	1	†41		Asm-Tube	1
				†42		Asm-Tube	1
				†43		Asm-Tube	1
				†44		Asm-Tube	1

† Not Serviced Separately

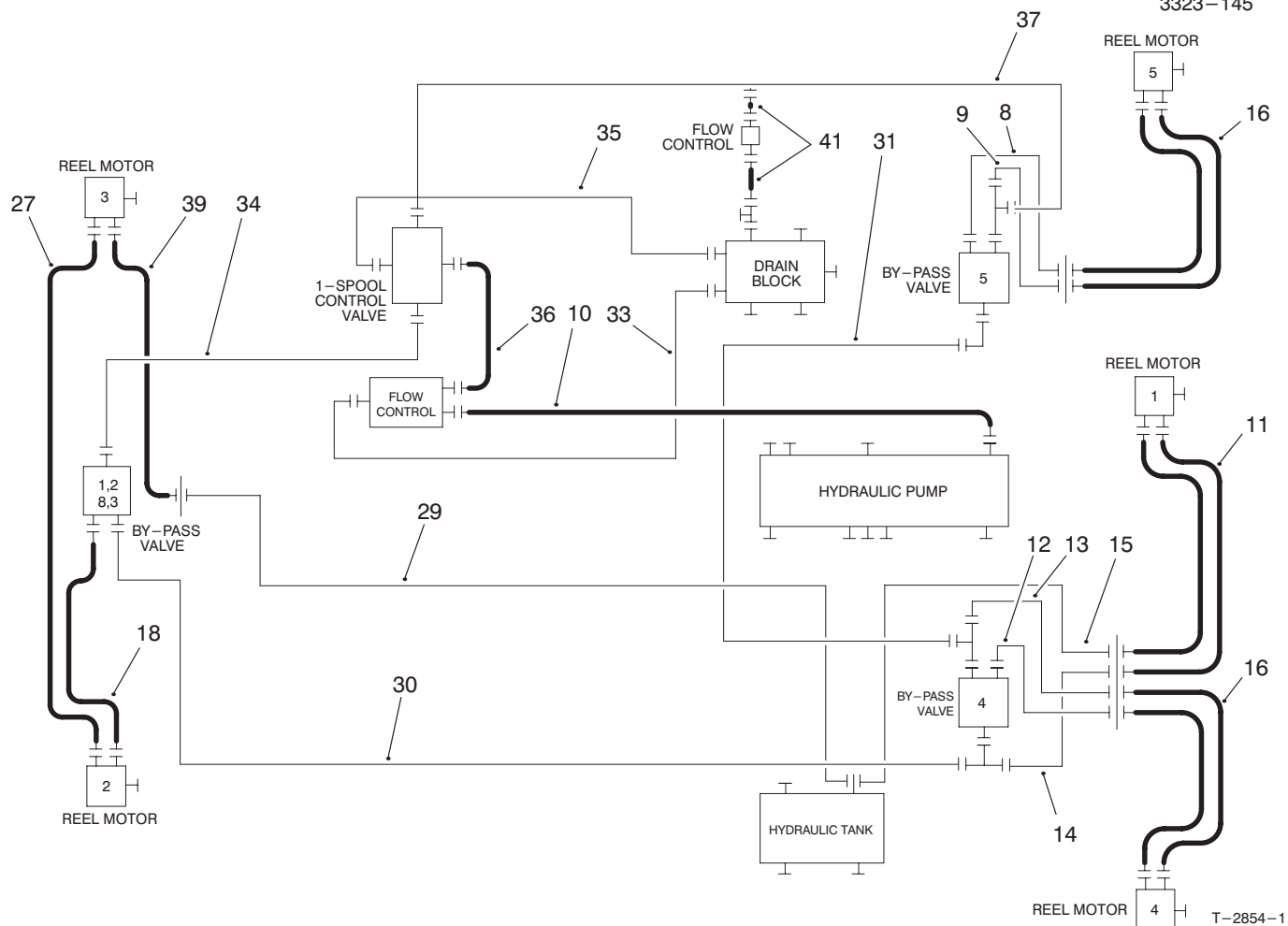


T-2853-1

HYDRAULIC CIRCUIT-CUTTING UNITS

Ref. No.	Part No.	Description	No. Used
1	237-81	O-Ring	10
2	340-8	Fitting-Hydraulic Straight (Incl. Ref. #1 & 3)	10
3	237-65	O-Ring	26
8	58-4960	Asm-Tube	1
9	58-4970	Asm-Tube	1
10	58-5730	Asm-Hose	1
11	98-7404	Asm-Hose	2
12	58-5060	Asm-Tube	1
13	58-5000	Asm-Tube	1
14	58-5020	Asm-Tube	1
15	58-5040	Asm-Tube	1
16	98-7403	Asm-Hose	4
17	340-72	Fitting-Hydraulic 90° (Incl. Ref. #3)	4
18	98-7400	Asm-Hose	1
19	3296-8	Nut-Lock	4
20	3256-16	Washer-Flat	4
21	74-2750	Retainer	2
22	74-2710	Clamp-Split	4

Ref. No.	Part No.	Description	No. Used
23	321-14	Screw-HH	4
25	60-2080	Clamp-Hose	1
27	98-7401	Asm-Hose	1
28	340-76	Fitting-Adapter	3
29	58-4990	Asm-Tube (Incl. Ref. #3)	1
30	58-5070	Asm-Tube	1
31	58-4950	Asm-Tube	1
33	58-5050	Asm-Tube	1
34	58-5030	Asm-Tube	1
35	58-4980	Asm-Tube	1
36	60-3340	Asm-Hose	1
37	63-4710	Asm-Tube	1
39	98-7402	Asm-Hose	1
41	60-1250	Asm-Hose	2
42	48-9570	Washer-Lock	1
43	48-7680	Screw-HH	1
44	74-2730	Spacer	4
45	340-74	Nut-Bulkhead	8
47	3254-21	Washer-Lock	2

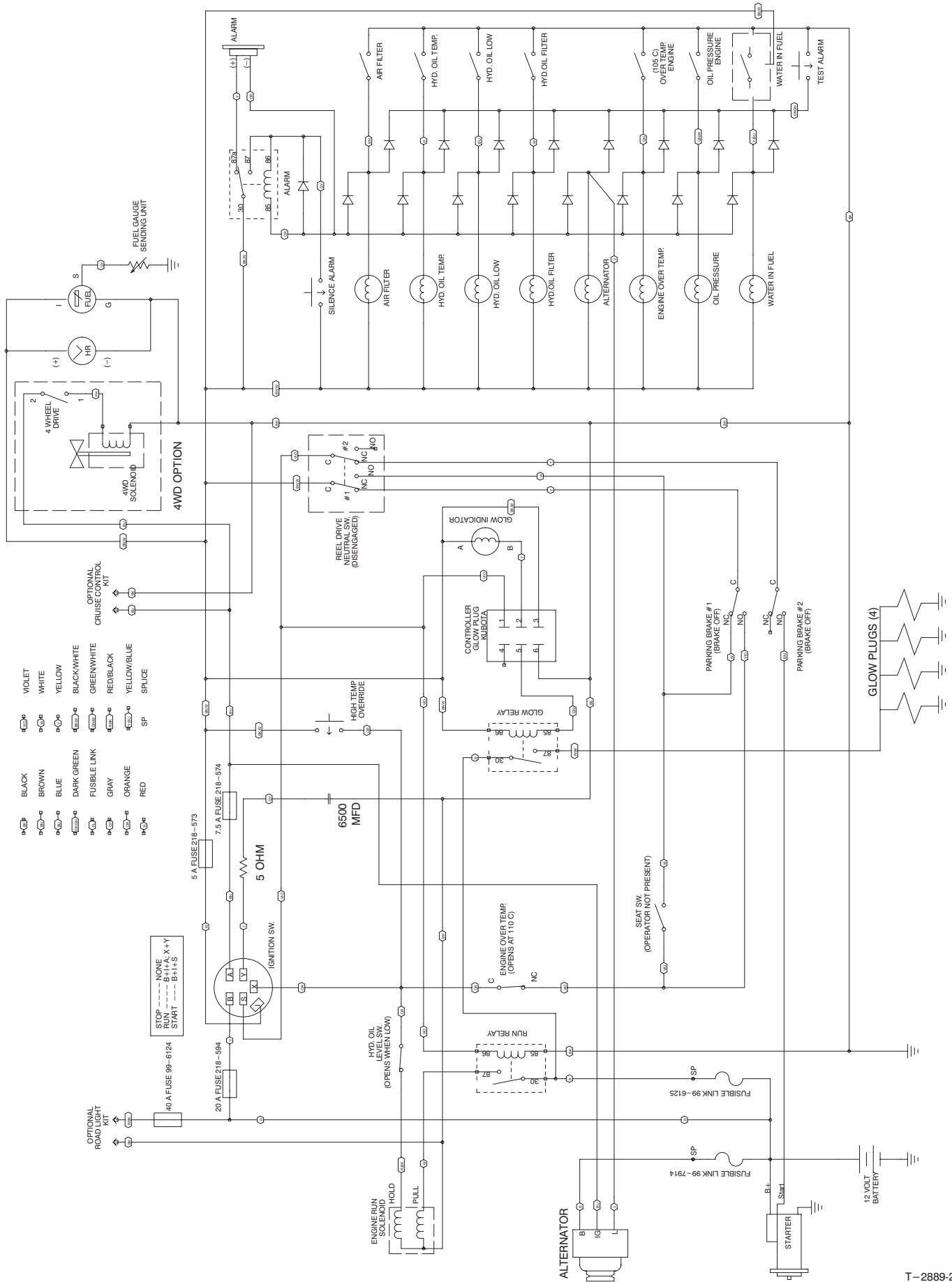


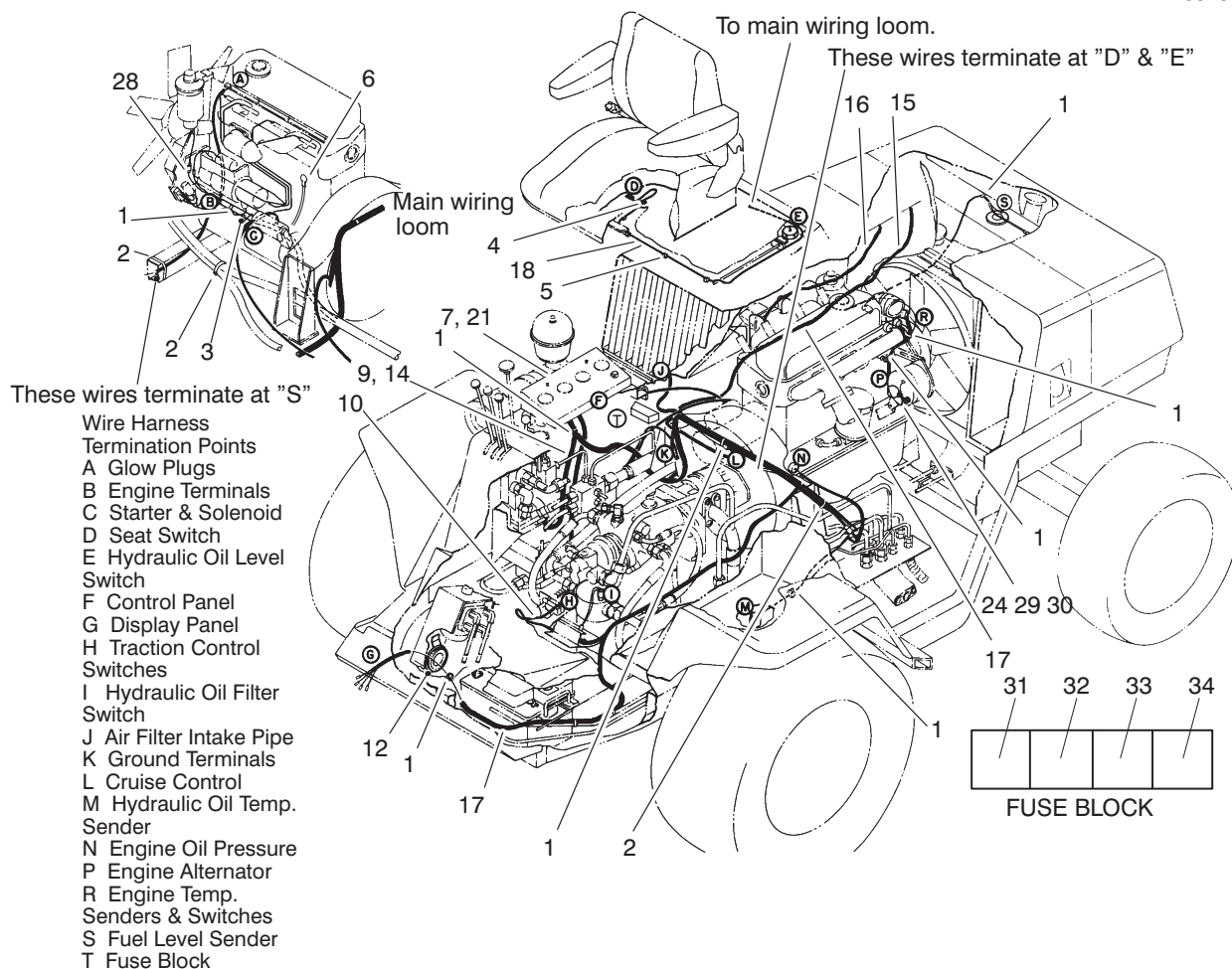
HYDRAULIC SCHEMATIC – CUTTING UNITS

Ref. No.	Part No.	Description	No. Used
8	58-4960	Asm-Tube	1
9	58-4970	Asm-Tube	1
10	58-5730	Asm-Hose	1
11	98-7404	Asm-Hose	2
12	58-5060	Asm-Tube	1
13	58-5000	Asm-Tube	1
14	58-5020	Asm-Tube	1
15	58-5040	Asm-Tube	1
16	98-7403	Asm-Hose	4
18	98-7400	Asm-Hose	1
27	98-7401	Asm-Hose	1

Ref. No.	Part No.	Description	No. Used
29	58-4990	Asm-Tube	1
30	58-5070	Asm-Tube	1
31	58-4950	Asm-Tube	1
33	58-5050	Asm-Tube	1
34	58-5030	Asm-Tube	1
35	58-4980	Asm-Tube	1
36	60-3340	Asm-Hose	1
37	63-4710	Asm-Tube	1
39	98-7402	Asm-Hose	1
41	60-1250	Asm-Hose	2

ELECTRICAL SCHEMATIC

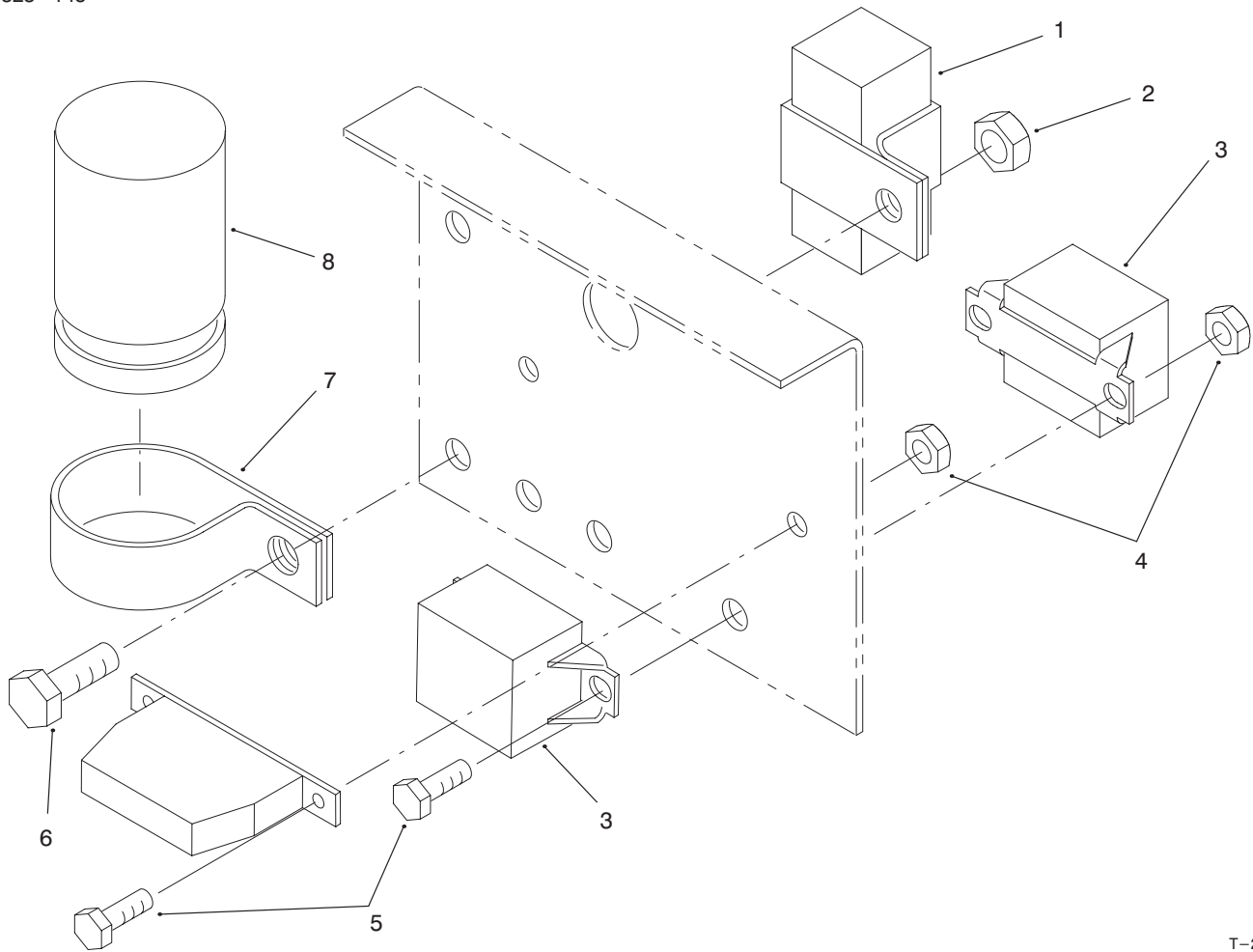




T-2894-2

ELECTRICAL SYSTEM DIAGRAM

Ref. No.	Part No.	Description	No. Used	Ref. No.	Part No.	Description	No. Used
1	3290-378	Tie-Cable	29	17	98-3815	Harness-Wiring Main	1
2	3290-379	Tie-Cable	5	18	82-9750	Asm-Jumper	1
3	2412-109	Clip	2	21	2412-131	Clamp-R	3
4	237-100	Grommet	1	24	86-6400	Diode	1
5	60-0930	Clip	3	28	58-6860	Connector	1
6	93-3190	Boot-Terminal Insulator	1	29	48-7880	Nut-Hex	1
7	98-3816	Harness-Wiring Gauges	1	30	48-8000	Washer-Lock	1
9	82-9790	Harness-Wiring Valve	1	31	99-6124	Fuse-40 Amp	1
10	82-9810	Harness-Wiring Traction Control Switches	1	32	218-594	Fuse-20 Amp	1
15	58-3850	Cable-Neg. Battery	1	33	218-573	Fuse-5 Amp	1
16	43-4030	Cable-Pos. Battery	1	34	218-574	Fuse-7.5 Amp	1

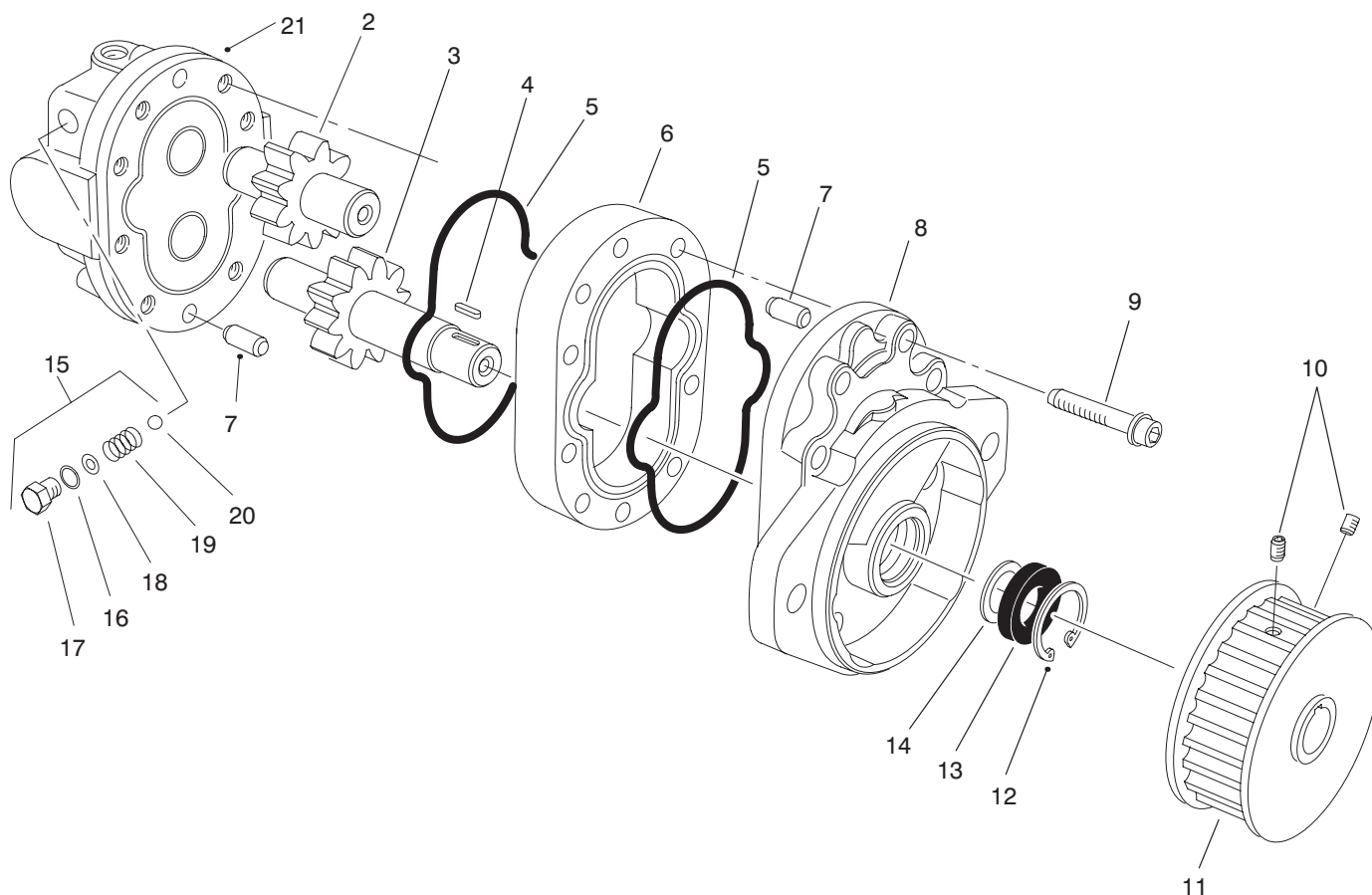


T-2890-1

ELECTRICAL SYSTEM DIAGRAM

Ref. No.	Part No.	Description	No. Used
1	38-2860	Resistor-5 Ohm	1
2	3296-42	Nut-Lock	1
3	66-8800	Relay-Glow Plug	2
4	3296-2	Nut-Lock	4

Ref. No.	Part No.	Description	No. Used
5	32105-13	Screw-HH	4
6	321-4	Screw-HH	1
7	2412-74	R-Clamp	1
8	37-2690	Capacitor	1



T-1786

REEL MOTOR ASSEMBLY NO. 93-1412

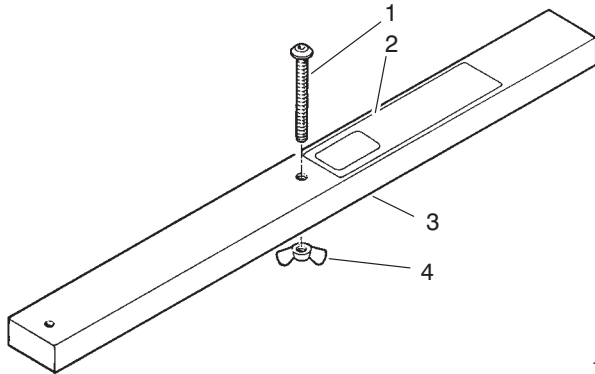
Ref. No.	Part No.	Description	No. Used	Ref. No.	Part No.	Description	No. Used
2	66-5750	Gear-Idler	1	15	92-9260	Kit-Relief Valve (Incl. Ref. #16-20)	2
3	66-5760	Gear-Drive	1	16	237-42	O-Ring	2
4	47-2380	Key	1	†17		Plug	2
5	59-8420	O-Ring	2	†18		Shim	A/R
6	66-5740	Body	1	†19		Spring	2
7	42-2010	Pin-Dowel	2	†20		Ball	2
8	66-5730	Asm-Plate & Bushings (Front)	1	21	92-9259	Asm-Backplate/Relief (Incl. Ref. #15)	1
9	66-5770	Screw-Cap Soc. Hd.	8	*	93-1412	Asm-Reel Motor (Incl. Ref. #1-9, 12-14)	1
10	3246-17	Screw-Set	2	*	93-1413	Kit-Seal Repair (Incl. Ref. #5, 12-13, & 16)	1
11	47-7150	Pulley-Drive	1				
12	59-8320	Ring-Retaining	1				
13	66-5710	Seal-Shaft	1				
14	60-5890	Washer-Backup	1				

* Not Illustrated

† Not Serviceable Separately

SPECIAL TOOLS

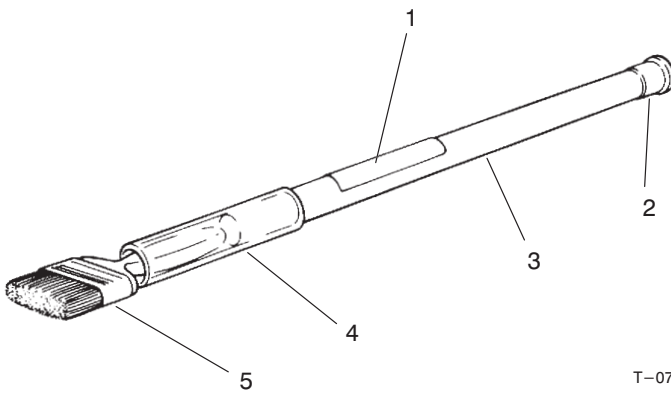
GAUGE BAR ASSEMBLY NO. 59-7900



T-0191

Ref. No.	Part No.	Description	No. Used
1	32122-54	Screw-Mach. Slot. Hd.	1
2	59-7930	Decal	1
3		Bar	1
4	32103-3	Nut-Wing	1

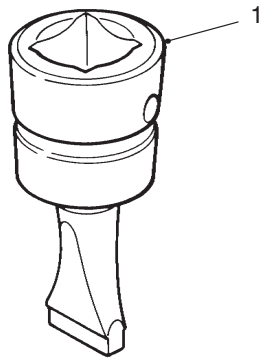
BACKLAPPING BRUSH ASSEMBLY NO. *TOR299100



T-0731

Ref. No.	Part No.	Description	No. Used
1	12-9140	Decal	1
2	2410-18	Plug	1
3	29-9080	Handle	1
4	29-9090	Hose-Handle	1
5	36-4310	Brush	1

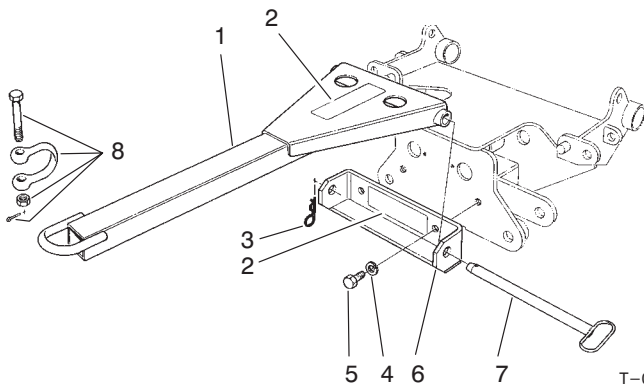
BEDKNIFE SCREW TOOL NO. *TOR510880



T-0729

Ref. No.	Part No.	Description	No. Used
1	51-0880	Tool-Bedknife Screw	1

TOW BAR ASSEMBLY NO. 58-7020



T-0190

Ref. No.	Part No.	Description	No. Used
1	12-7579	Tow Bar (Incl. Ref. #2)	1
2	63-4380	Decal-Instruction	2
3	60-4150	Pin-Retaining	1
4	48-8070	Washer-Lock	2
5	48-7830	Screw-HH	2
6	12-7589	Asm-Tow Bar Bracket (Incl. Ref. #2)	1
7	60-4120	Pin-Tow Bar	1
8	60-4480	Asm-Shackle	1

*Obtain these items directly from OTC 2013 4th St. Owatonna, MN. 55060 1-800-533-0492 (in Minnesota and Canada 1-507-455-7050) Fax. 507-455-7011.

PRODUCT CHANGES

In an effort to make improvements available to TORO owners as quickly as possible, minor changes are incorporated into Toro's products from time to time that do not become immediately shown in the Parts Catalog. If such a change has been made in your unit, which is not reflected in your manual, see your TORO Distributor or his Authorized TORO Service Dealer for information and part numbers.

IDENTIFICATION AND ORDERING

MODEL AND SERIAL NUMBERS

The Reelmaster 4000D has two identification numbers; a model number and a serial number. The two numbers are stamped on a plate which is located on the center console near the floor plate on RH side. In any correspondence concerning the Reelmaster 4000D, supply model and serial numbers to assure that correct information and replacement parts are obtained.

To order replacement parts from an Authorized TORO Service Dealer, supply the following information:

1. Model and serial number of the Reelmaster 4000D.
2. Part number, description, and the quantity of part(s) desired.

NOTE: Do not order by reference number if a parts catalog is being used; use the PART NUMBER.

TABLE OF CONTENTS

Description	Page	Description	Page
Foot Rest & Pedal Assembly	1-2	Cylinder Head	50
Foot Pads	3	Gear Case	51
Steering Tower Assembly	4	Valve Cover	52
Steering Tower Electrical Assembly	5	Main Bearing Case	53
Power Steering Valve Assembly No. 92-9220	6	Camshaft	54
Fenders & Center Console Assembly	7	Piston and Crankshaft	55
Instrument Panel	8	Flywheel	56
Parking Brake, Throttle & Oil Filter Assembly	9	Fuel Camshaft	57
Throttle Control Assembly	10	Engine Stop Lever	58
Valve Controls Assembly	11-12	Injection Pump	59
Reel Control Valve Assembly No. 63-4800	13	Injection Pump (Component Parts)	60
Control Valve Assembly 93-1432	14	Governor	61
Priority Flow Control Valve No. 58-5490	15	Speed Control Plate	62
Seat Platform & Filler Cap Assembly	16	Nozzle Holder and Glow Plug	63
Suspension Seat Assembly	17	Nozzle Holder (Component Parts)	64
Front & Rear Canopy Assembly	18-19	Fuel Pump	65
Radiator & Oil Cooler Assembly	20	Alternator and Pulley	66
Air Cleaner & Fuel Filter Assembly	21	Alternator (Component Parts)	67
Air Cleaner Assembly No. 93-7485	22	Starter	68
Fuel Filter Assembly No. 76-5300	23	Starter Component Parts	69
Fuel Tank & Lower Body Assembly	24	Oil Switch & Plug	70
Chassis & Muffler Assembly	25-26	Water Flange and Thermostat	71
Bumper, Guard & Bracket Assembly	27	Water Pump	72
Roll Over Protection System (R.O.P.S.) (Model No. 03707 Only)	28	Valve & Rocker Assembly	73
Front Carrier Assembly	29	Inlet Manifold	74
Push Rod Assembly	30	Exhaust Manifold	75
Reel Shut-Off Valve No. 58-5460	31	Hydraulic Pump Components	76
No. 2 & 3 Lift Arms Assembly	32	Gear Pump Assembly No. 99-6495	77
No. 1, 4 & 5 Lift Arms Assembly	33	Piston Pump Assembly 99-6494	78-79
Hydraulic Cylinder Assembly No. 84-6210	34	Pump Assembly No. 86-6000	80
Traction Drive Assembly	35	Hydraulic Circuit - Traction & Steering	81
Wheel Motor Assembly No. 58-5430	36	Hydraulic Schematic - Traction & Steering	82
Planetary Gear Drive Assembly	37	Hydraulic Circuit - Rear Wheel Drive (Model No. 03707 Only)	83-84
Steering Axle (Model No. 03706 Only)	38-39	Hydraulic Manifold Assembly No. 92-2982	85
Hydraulic Cylinder No. 77-4800	40	Hydraulic Circuit - Lift Arms	86
Steering Axle (Model No. 03707 Only)	41-42	Hydraulic Schematic - Lift Arms	87
Hydraulic Motor Assembly No. 92-4724	43	Hydraulic Circuit - Cutting Units	88
Hydraulic Cylinder No. 92-6057	44	Hydraulic Schematic - Cutting Units	89
Rear Axle Plumbing Assembly (Model No. 03707 Only)	45	Electrical Schematic	90
Engine Mounting	46	Electrical System Diagram	91
Engine Assembly	47	Electrical System Diagram	92
Crankcase	48	Reel Motor Assembly No. 93-1412	93
Oil Pan	49	Special Tools	94

