



**Count on it.**

**Parts Catalog**

**TX 525**

**Compact Tool Carrier**

Model No. 22323—Serial No. 404720000 and Up

Model No. 22323G—Serial No. 404720000 and Up



# Ordering Replacement Parts

To order replacement parts, please supply the part number, the quantity, and the description of each part desired.

## Understanding Reference Numbers

Each identified part in an illustration has a reference number. The reference number for a part also appears in the parts list, along with other information about the part.

This catalog uses two special reference number formats, one to indicate parts in a service assembly and another to indicate the quantity of a given part in an illustration.

## Service Assembly Reference Numbers

Parts in service assemblies have reference numbers in the form a:b. The a represents the reference number of the entire service assembly and the b represents a sequential number unique to each part within the service assembly.

For example, a wheel assembly might be identified by reference number 6, the tire by 6:1, the valve by 6:2, and the wheel by 6:3. When you order the assembly identified by reference number 6, you receive all parts identified by reference numbers 6:1, 6:2, and 6:3. However, you may also order any part individually. Reference numbers of this type appear in illustration and in parts lists.

## Reference Numbers Indicating Quantity

In an illustration, if a reference number indicates more than one part, the reference number has the form nX y. The n represents the quantity of the part, the X is the multiplication symbol, and the y represents the reference number.

For example, in an illustration, the reference number 2X 37 means that two of the parts identified by reference number 37 are indicated.

# Contents

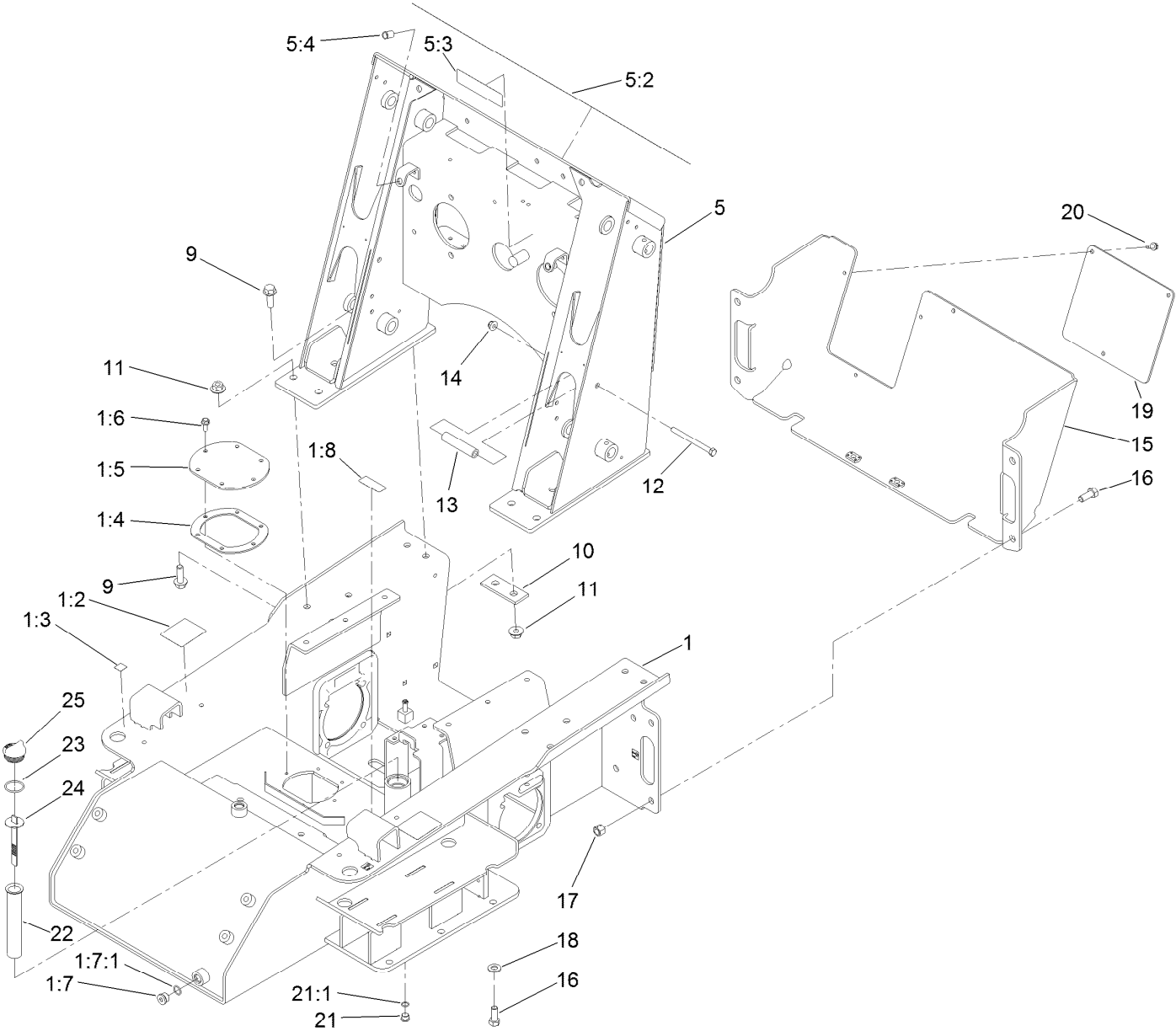
Main Frame Assembly . . . . .	6
Rear Access Cover Assembly . . . . .	8
Engine, Muffler and Air Cleaner Assembly . . . . .	10
Air Cleaner Assembly No. 93-2190 . . . . .	12
Fuel Tank, Fuel Pump and Filter Assembly . . . . .	14
Radiator and Oil Cooler Assembly . . . . .	16
Track and Traction Assembly . . . . .	18
Control Panel Assembly . . . . .	20
Traction Control Assembly . . . . .	22
Control Handle and Reference Bar Assembly . . . . .	24
Parking Brake Assembly . . . . .	26
Loader Arm Assembly . . . . .	28
Loader Arm Hydraulic Assembly . . . . .	30
Hydraulic Cylinder Assembly No. 139-0777 . . . . .	32
Hydraulic Cylinder Assembly No. 139-0776 . . . . .	34
Hydraulic Cylinder Assembly No. 139-0778 . . . . .	36
Grill Assembly . . . . .	38
Hood Assembly . . . . .	40
Hydraulic Pump and Filter Assembly . . . . .	42
Hydraulic Pump Assembly No. 106-9589 . . . . .	44
Traction Hydraulic Assembly . . . . .	46
Hydraulic Motor Assembly No. 106-7654 . . . . .	48
Hydraulic Pump Assembly No. 106-9590 and 106-9591 . . . . .	49
Principal Hydraulic Assembly . . . . .	50
One Spool Valve Assembly No. 104-2831 . . . . .	52
Two Spool Valve Assembly No. 106-9307 . . . . .	53
Auxiliary Hydraulic Assembly . . . . .	54
Drive Assembly . . . . .	56
Electrical Assembly . . . . .	58
Fuel Gauge, Hour Meter and Ignition Assembly . . . . .	60
Crankcase Assembly . . . . .	62
Oil Pan and Oil Pump Assembly . . . . .	63
Cylinder Head Assembly . . . . .	64
Gear Case and Oil Filter Cartridge Assembly . . . . .	65
Cylinder Head Cover Assembly . . . . .	66
Dipstick and Guide Assembly . . . . .	67
Main Bearing Case Assembly . . . . .	68
Camshaft and Idle Gear Shaft Assembly . . . . .	69
Piston and Crankshaft Assembly . . . . .	70
Fuel Camshaft Assembly . . . . .	71
Idle Apparatus and Fuel Pump Cover Assembly . . . . .	72
Stop Solenoid and Speed Control Plate Assembly . . . . .	73
Injection Pump Assembly . . . . .	74
Governor Assembly . . . . .	75
Nozzle Holder and Glow Plug Assembly . . . . .	76
Nozzle Holder Assembly . . . . .	77
Alternator, Pulley and Fan Assembly . . . . .	80
Alternator Components Assembly . . . . .	81
Starter and Flywheel Assembly . . . . .	82
Starter Component Assembly . . . . .	83
Water Flange and Thermostat Assembly . . . . .	84
Water Pump and Water Pipe Assembly . . . . .	85
Valve and Rocker Arm Assembly . . . . .	86
Inlet and Exhaust Manifold Assembly . . . . .	87

# Contents (continued)

Miscellaneous Engine Parts ..... 88  
Upper Engine Gasket Kit..... 89  
Lower Engine Gasket Kit..... 90  
Attachments and Accessories ..... 91



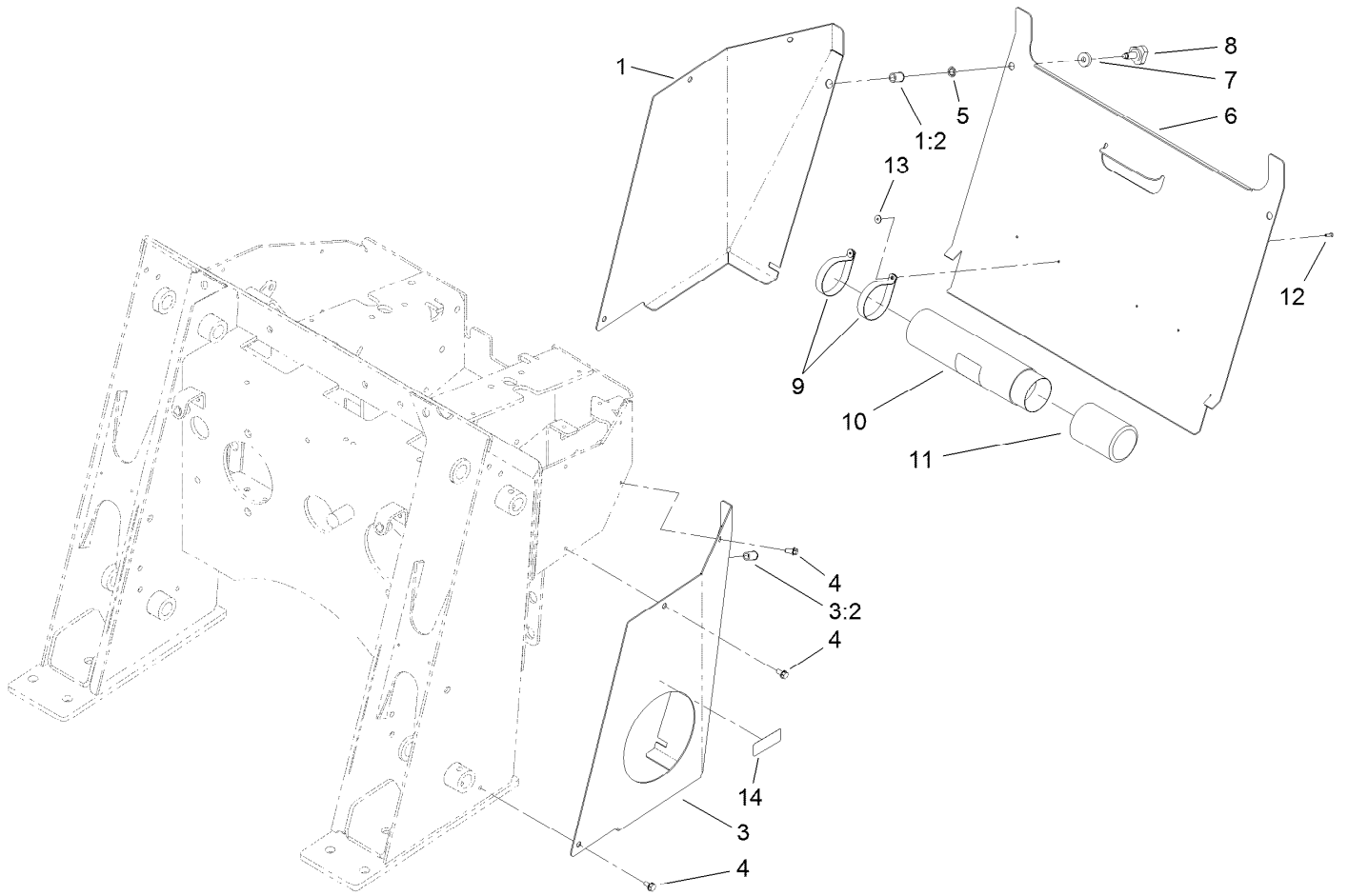
# Main Frame Assembly



## Main Frame Assembly (continued)

<i>Ref.</i>	<i>Part Number</i>	<i>Qty.</i>	<i>Description</i>	<i>Ref.</i>	<i>Part Number</i>	<i>Qty.</i>	<i>Description</i>
1	115-4834	1	Chassis ASM	12	323-23	2	Screw-HH
1:2	100-4650	2	Decal-Warning	13	100-1271	2	Tube-Spacer
1:3	93-9084	4	Decal-Point, Lift	14	104-8301	2	Nut-HF, NI
1:4	107-3557	1	Gasket-Cover, Access	15	114-8911-01	1	Cover-Rear
1:5	108-6297-01	1	Cover-Tank	16	325-5	6	Screw-HH
1:6	98-9940	6	Screw-HHF	17	3296-23	4	Nut-Lock, NI
1:7	353-988	2	Plug-Hex	18	3256-26	2	Washer-Flat
1:7:1	237-79	1	O-Ring	19	108-6267-01	1	Panel-Rear
1:8	93-6686	1	Decal-Oil, HYD	20	32144-11	3	Screw-HWH
5	117-9987	1	Loader Tower ASM	21	353-989	1	Plug-Hex, Hollow
5:2	138-0800	1	Decal-Panel, Control	21:1	237-42	1	O-Ring
5:3	93-7814	1	Decal-Danger	22	61-2790	1	Filter-Screen
5:4	32148-8	2	Nut-Clinch	23	237-123	1	O-Ring
9	100-6116	10	Screw-HHF	24	100-2097	1	Dipstick-Oil
10	100-6123-03	2	Plate-Stiffener	25	93-7498	1	Plug-Plastic
11	32128-52	10	Nut-Lock, Flange				

# Rear Access Cover Assembly

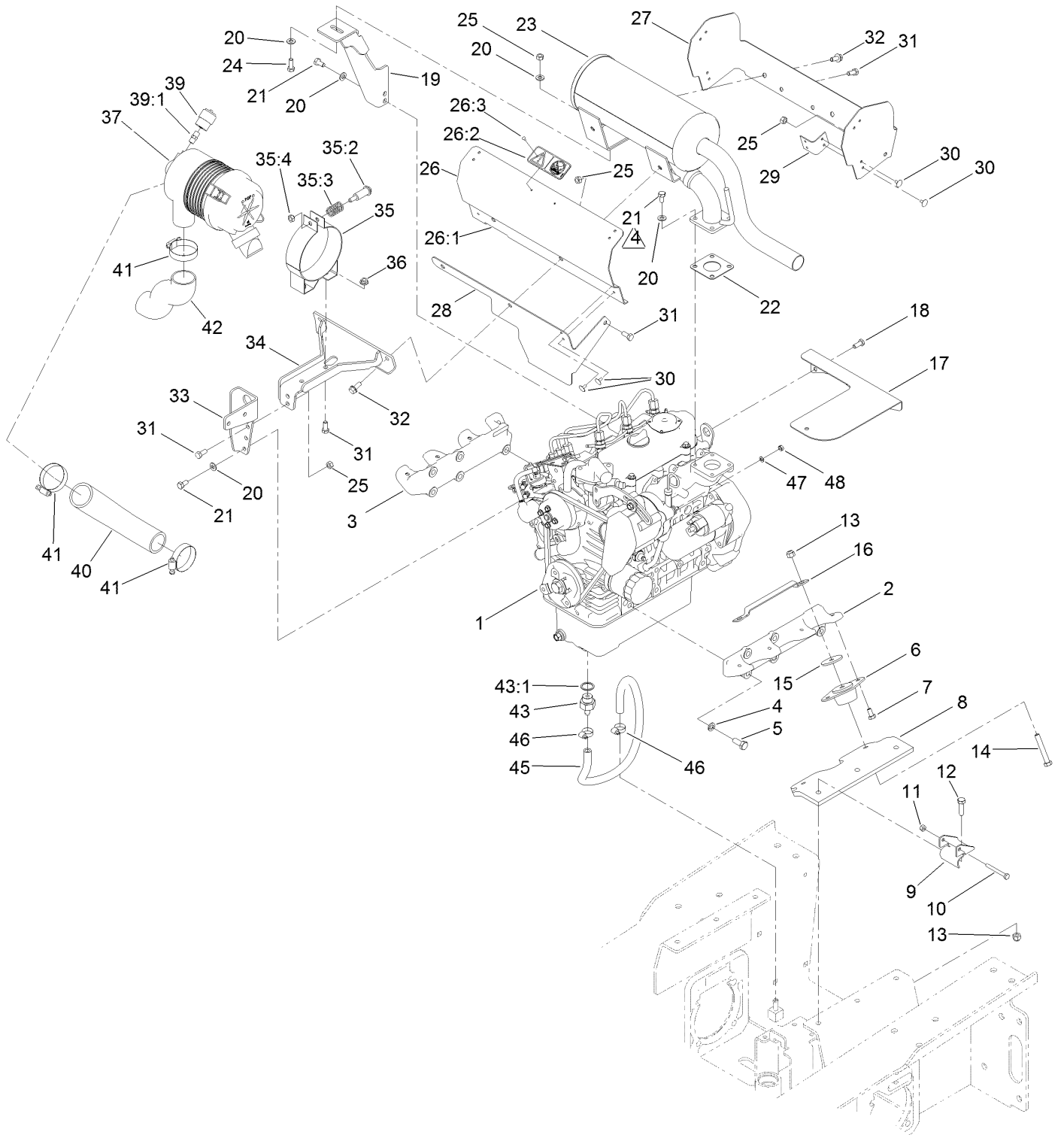




## Rear Access Cover Assembly (continued)

<i>Ref.</i>	<i>Part Number</i>	<i>Qty.</i>	<i>Description</i>	<i>Ref.</i>	<i>Part Number</i>	<i>Qty.</i>	<i>Description</i>
1	106-9342	1	RH Rear Cover Support ASM	7	106-0565	2	Washer-Rubber
1:2	32148-9	1	Nut-Clinch	8	95-9648	2	Knob
3	106-9343	1	LH Rear Cover Support ASM	9	2412-120	2	Clamp-R
3:2	32148-9	1	Nut-Clinch	10	104-7050	1	Tube-Manual
4	9266714	6	Screw-HWH	11	104-7048	1	Cap-Housing
5	32151-72	2	Ring-Retaining	12	3269-17	2	Rivet-Pop
6	106-9339-01	1	Cover-Access, Rear	13	3269-10	2	Washer-Back
				14	93-6680	1	Decal-Diesel

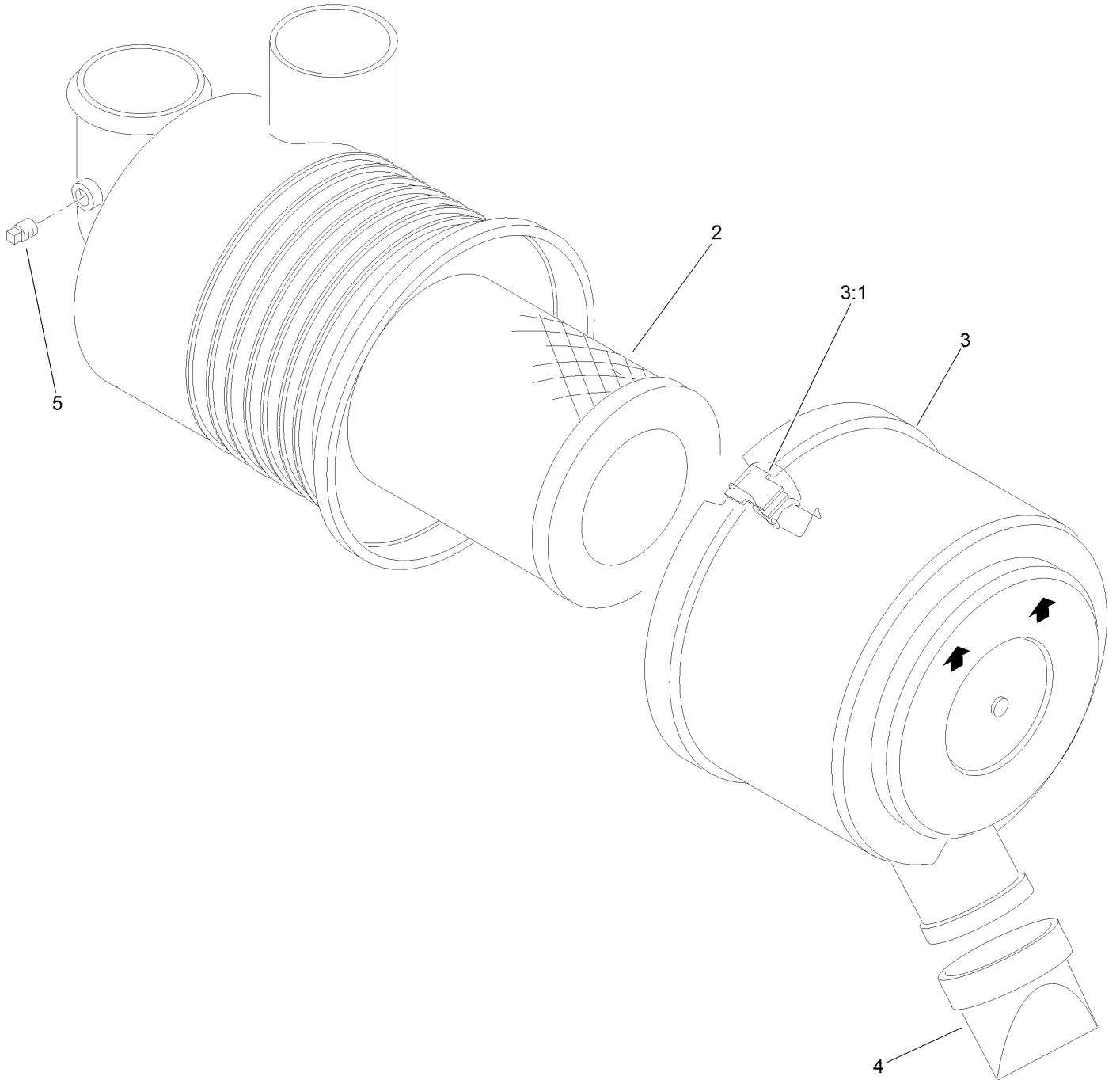
# Engine, Muffler and Air Cleaner Assembly



# Engine, Muffler and Air Cleaner Assembly (continued)

<i>Ref.</i>	<i>Part Number</i>	<i>Qty.</i>	<i>Description</i>	<i>Ref.</i>	<i>Part Number</i>	<i>Qty.</i>	<i>Description</i>
1	138-6910	1	Engine-Kubota, D902	26:3	3269-31	2	Rivet-Pop
2	108-6269-03	1	Mount-Engine, LH	27	108-6354	1	Plate-Baffle
3	108-6271-03	1	Mount-Engine, RH	28	108-6356	1	Plate-Baffle, Lower
4	42-9600	10	Washer-Lock	29	112-2449	4	Bracket-Shield
5	43-0090	10	Screw-HH	30	146489	16	Rivet
6	120-6274	4	Mount-Engine	31	322-3	7	Screw-HH
7	322-2	8	Screw-HH	32	3234-5	4	Screw-HHF
8	107-3617-03	2	Plate-Mount, Engine	33	107-3645-03	1	Mount-Filter, Air
9	112-2533-03	2	Guide-Cable	34	108-6390-03	1	Bracket ASM
10	321-18	2	Screw-HH	35	93-2191	1	Air Cleaner Mounting Band ASM
11	32152-4	2	Nut-Lock, Cone	35:2	94-3653	1	Bolt
12	323-7	6	Screw-HH	35:3	94-3654	1	Spring
13	3296-39	10	Nut-Lock, NI	35:4	48-9510	1	Nut
14	323-12	4	Screw-HH	36	32128-20	2	Nut-HF
15	63-7400	4	Washer-Rebound	37	93-2190	1	Air Cleaner ASM
16	108-6340	2	Strap-Rebound	39	104-3563	1	Indicator
17	108-6362	1	Plate-Baffle, Starter	39:1	94-1416	1	Adapter-Indicator
18	33114-020	2	Screw-HH	40	108-6336	1	Hose-Air, Inlet
19	112-2403-03	1	Support-Muffler	41	2412-92	3	Clamp-Hose
20	3256-23	10	Washer-Plain	42	112-2431	1	Hose-Air
21	99-5132	8	Bolt	43	114-8587	1	Fitting-Hose
22	99-8343	1	Gasket-Muffler	43:1	98-9399	1	Gasket
23	106-9584	1	Muffler ASM	45	114-8599	1	Hose-Drain, Engine Oil
24	322-4	1	Screw-HH	46	2412-36	2	Clamp-Hose
25	32152-1	6	Nut-Lock, Cone	47	43-5930	1	Washer-Lock, Spring
26	112-2564	1	Heat Shield Baffle ASM	48	43-2830	1	Nut-Hex
26:1	108-6355	1	Plate-Baffle, Muffler				
26:2	115-4882	1	Plate-Hot Surface				

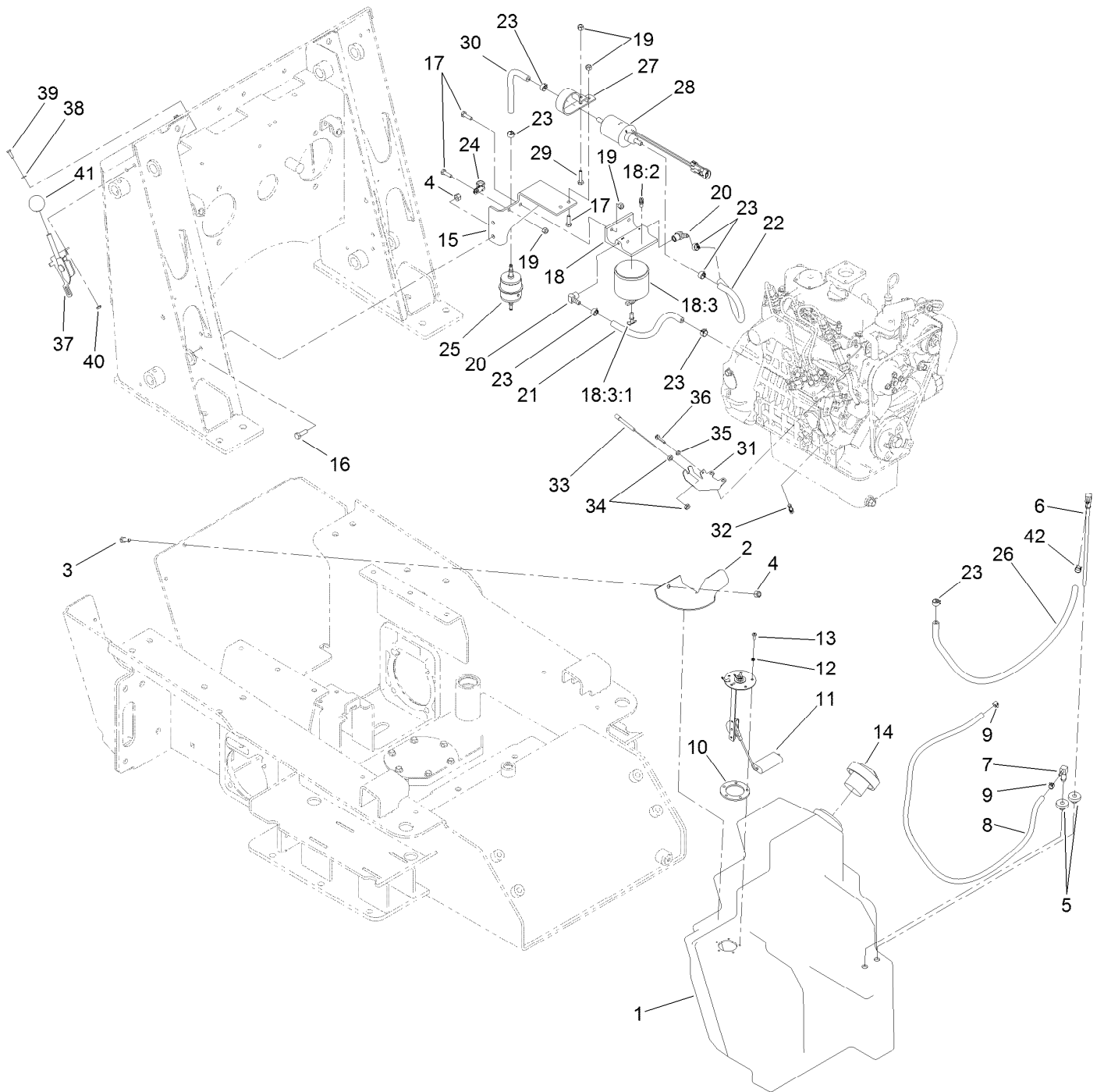
# Air Cleaner Assembly No. 93-2190



## Air Cleaner Assembly No. 93-2190 (continued)

<i>Ref.</i>	<i>Part Number</i>	<i>Qty.</i>	<i>Description</i>	<i>Ref.</i>	<i>Part Number</i>	<i>Qty.</i>	<i>Description</i>
2	108-3811	1	Filter-Air	4	87-9400	1	Valve-Vacuator
3	94-3652	1	Cover ASM	5	285-17	1	Plug-Pipe
3:1	1-643283	2	Latch-Cleaner, Air				

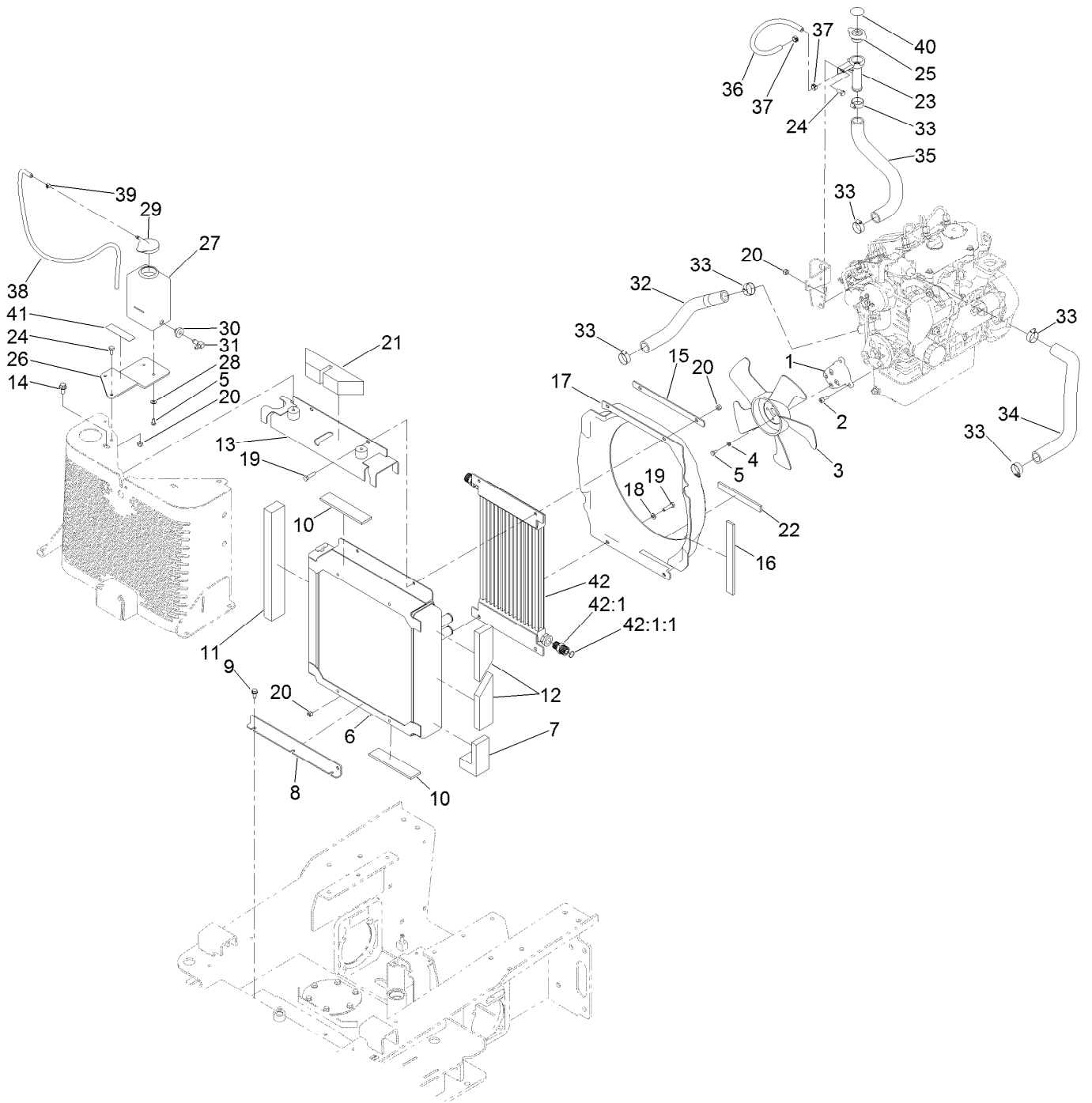
# Fuel Tank, Fuel Pump and Filter Assembly



## Fuel Tank, Fuel Pump and Filter Assembly (continued)

<i>Ref.</i>	<i>Part Number</i>	<i>Qty.</i>	<i>Description</i>	<i>Ref.</i>	<i>Part Number</i>	<i>Qty.</i>	<i>Description</i>
1	115-4800	1	Tank-Fuel	21	110-4124	1	Hose-Fuel
2	108-6273-03	1	Clamp-Tank, Fuel	22	106-1126	1	Hose-Fuel
3	322-3	1	Screw-HH	23	92-2379	7	Clamp-Hose
4	3296-29	3	Nut-Lock, NI	24	2412-134	1	Clamp-R
5	46-6560	2	Bushing	25	112-7836	1	Filter-Inline
6	98-0185	1	Pipe-Stand	26	109-0302	1	Hose-Fuel
7	104-5228	1	Fitting-Elbow, 90 DEG	27	110-8817	1	Bracket-Pump, Fuel
8	110-3958	1	Hose-Fuel	28	110-8806	1	Pump-Fuel
9	2412-80	2	Clamp-Hose	29	321-8	1	Screw-HH
10	113372	1	Gasket-Sender, Fuel	30	108-3280	1	Hose-Fuel
11	120-5391	1	Sender-Fuel	31	108-5922	1	Bracket-Support, Throttle
12	3253-17	5	Washer-Lock	32	108-5928	1	Swivel-Stop, Cable
13	3250-31	5	Screw-PPH	33	108-6337	1	Cable-Throttle
14	107-2172	1	Cap-Diesel	34	3220-1	2	Nut-Jam
15	117-1346-03	1	Bracket-Pump, Fuel	35	3217-26	1	Nut-Hex
16	322-5	2	Screw-HH	36	117-1701	1	Screw-HWHTF
17	321-5	4	Screw-HH	37	108-9730	1	Lever-Control
18	109-2678	1	Filter Head ASM	38	3256-51	2	Washer-Flat
18:2	63-8290	1	Vent-Air	39	3290-134	2	Screw
18:3	63-8300	1	Element-Spin On	40	32149-7	2	Nut-Keps
18:3:1	63-8310	1	Valve-Drain	41	233-42	1	Knob
19	3296-42	5	Nut-Lock, NI	42	2412-98	1	Clamp-Hose
20	353-781	2	Fitting-HYD, 90				

# Radiator and Oil Cooler Assembly

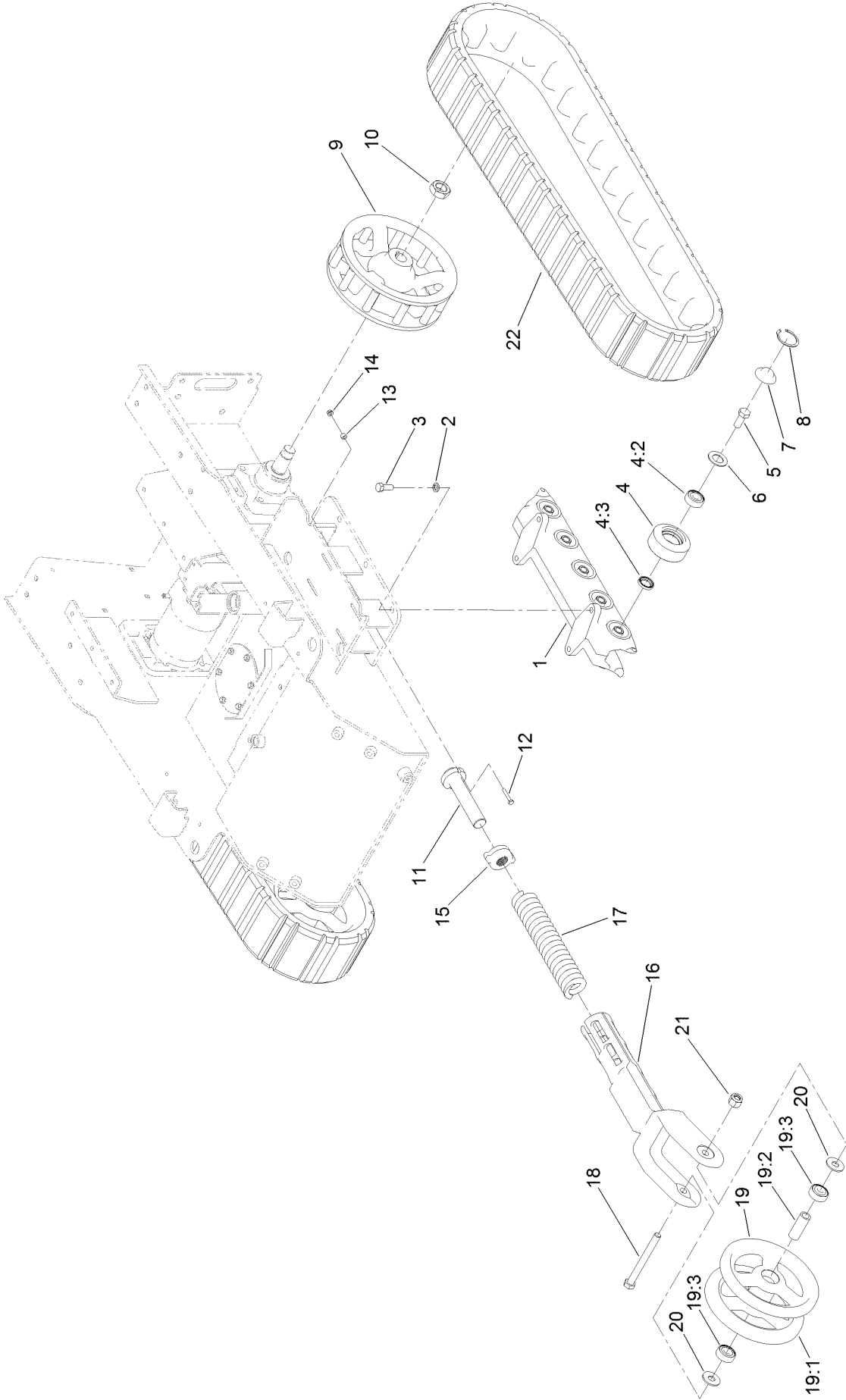




## Radiator and Oil Cooler Assembly (continued)

<i>Ref.</i>	<i>Part Number</i>	<i>Qty.</i>	<i>Description</i>	<i>Ref.</i>	<i>Part Number</i>	<i>Qty.</i>	<i>Description</i>
1	112-2576-03	1	Spacer-Machined	23	139-0772	1	Tube-Filler Radiator
2	108-6343	3	Screw-Cap, HSH	24	322-3	4	Screw-HH
3	112-2513	1	Fan	25	93-5957	1	Cap-Radiator
4	3253-3	4	Washer-Lock	26	112-2458-03	1	Bracket-Tank, Overflow
5	321-2	6	Screw-HH	27	1-643163	1	Tank-Overflow
6	139-0774	1	Radiator	28	3256-22	2	Washer-Flat
7	108-6375	2	Seal-Foam	29	1-643164	1	Cap-Tank, Overflow
8	108-6397-03	1	Mount-Radiator	30	46-6560	1	Bushing
9	32144-11	3	Screw-HWH	31	46-6550	1	Fitting-Elbow, 90 DEG
10	112-2401	4	Pad-Rubber	32	108-6309	1	Hose-Radiator
11	108-6369	1	Seal-Foam	33	2412-34	6	Clamp-Hose
12	108-6371	2	Seal-Foam	34	112-2459	1	Hose-Radiator, Lower
13	112-2440-03	1	Bracket-Radiator	35	108-6310	1	Hose-Radiator
14	3234-12	2	Screw-HHF	36	110-4110	1	Hose-LP
15	108-6395-03	1	Plate-Backing	37	92-2379	2	Clamp-Hose
16	112-2529	2	Foam-Seal	38	108-6344	1	Hose-LP
17	137-8824	1	Shroud-Fan	39	2412-80	1	Clamp-Hose
18	3256-23	2	Washer-Plain	40	106-6755	1	Decal-Cap, Radiator
19	322-6	4	Screw-HH	41	115-4865	1	Decal-Fill, Radiator
20	3296-29	8	Nut-Lock, NI	42	139-0775	1	Cooler-Oil, HYD
21	108-6372	1	Seal-Foam	42:1	139-0809	2	Fitting-Straight
22	112-2466	1	Pad-Rubber	42:1:1	237-65	1	O-Ring

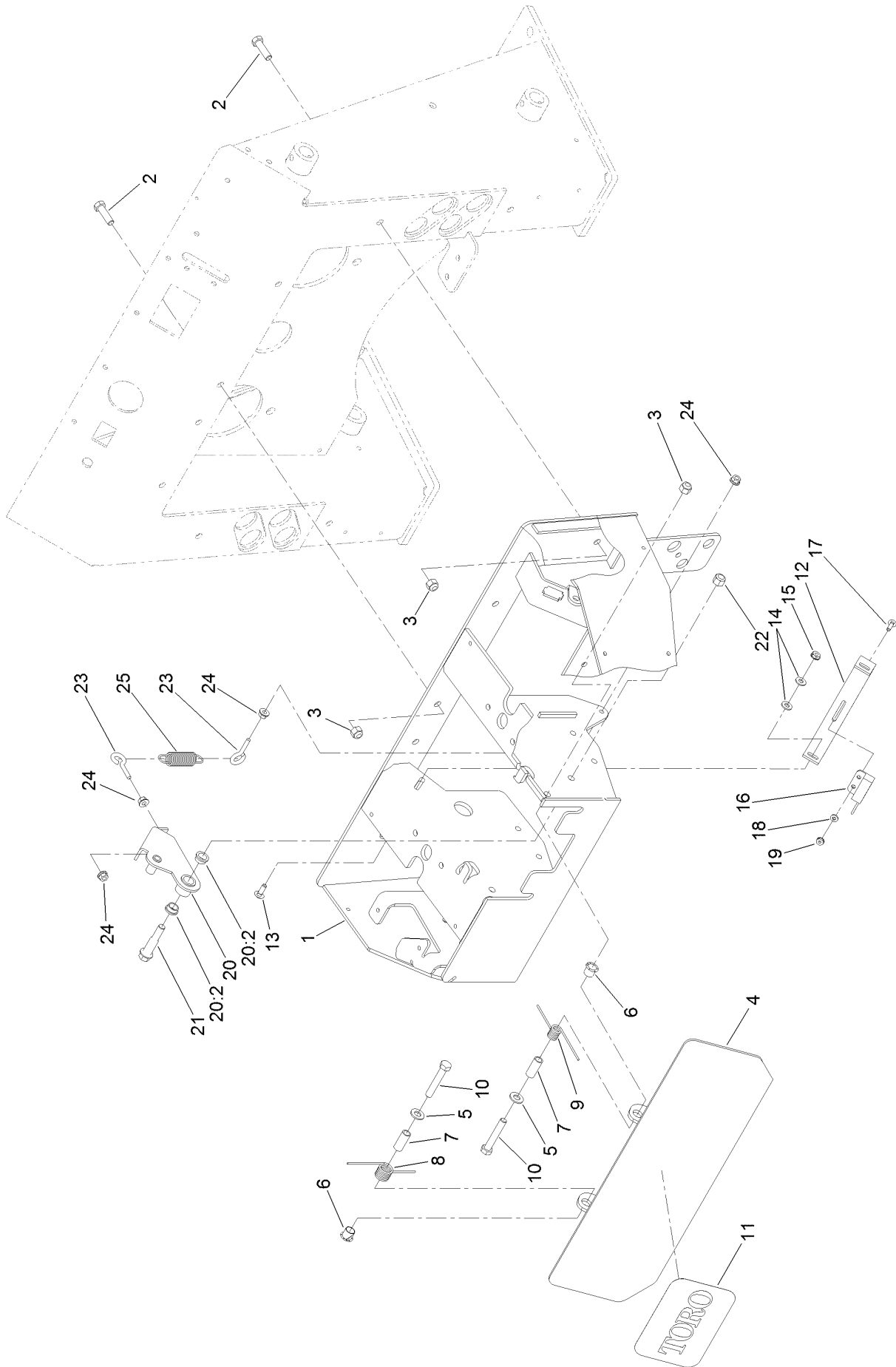
# Track and Traction Assembly



## Track and Traction Assembly (continued)

<i>Ref.</i>	<i>Part Number</i>	<i>Qty.</i>	<i>Description</i>	<i>Ref.</i>	<i>Part Number</i>	<i>Qty.</i>	<i>Description</i>
1	117-1310-03	2	Guide-Track	13	98-4799	2	Spacer
2	3253-7	8	Washer-Lock	14	32128-32	2	Nut-HHF
3	325-5	8	Screw-HH	15	108-4664	2	Block-Tensioner
4	106-7621	20	Road Wheel ASM	16	108-4691-03	2	Arm-Tensioner
4:2	120-5378	1	Bearing-Ball	17	95-3624	2	Spring-Compression
4:3	253-118	1	Seal-Oil	18	327-17	2	Screw-HH
5	327-4	20	Screw-HH	19	104-5745	2	Tensioner Wheel ASM
6	106-7585	20	Gasket-Bogie	19:1	104-5747-03	1	Wheel-Tensioner
7	106-7557	20	Cap-Wheel, Bearing	19:2	98-9835	1	Spacer-Wheel, Tensioner
8	106-7595	20	Ring-Snap, Internal	19:3	120-5378	2	Bearing-Ball
9	108-5643-03	2	Wheel-Drive	20	3256-7	4	Washer-Flat
10	107-9319	2	Nut-Hex	21	3296-24	2	Nut-Hex
11	98-9846	2	Bolt-Tensioner	22	136-5847	2	Track
12	321-37	2	Screw-HH				

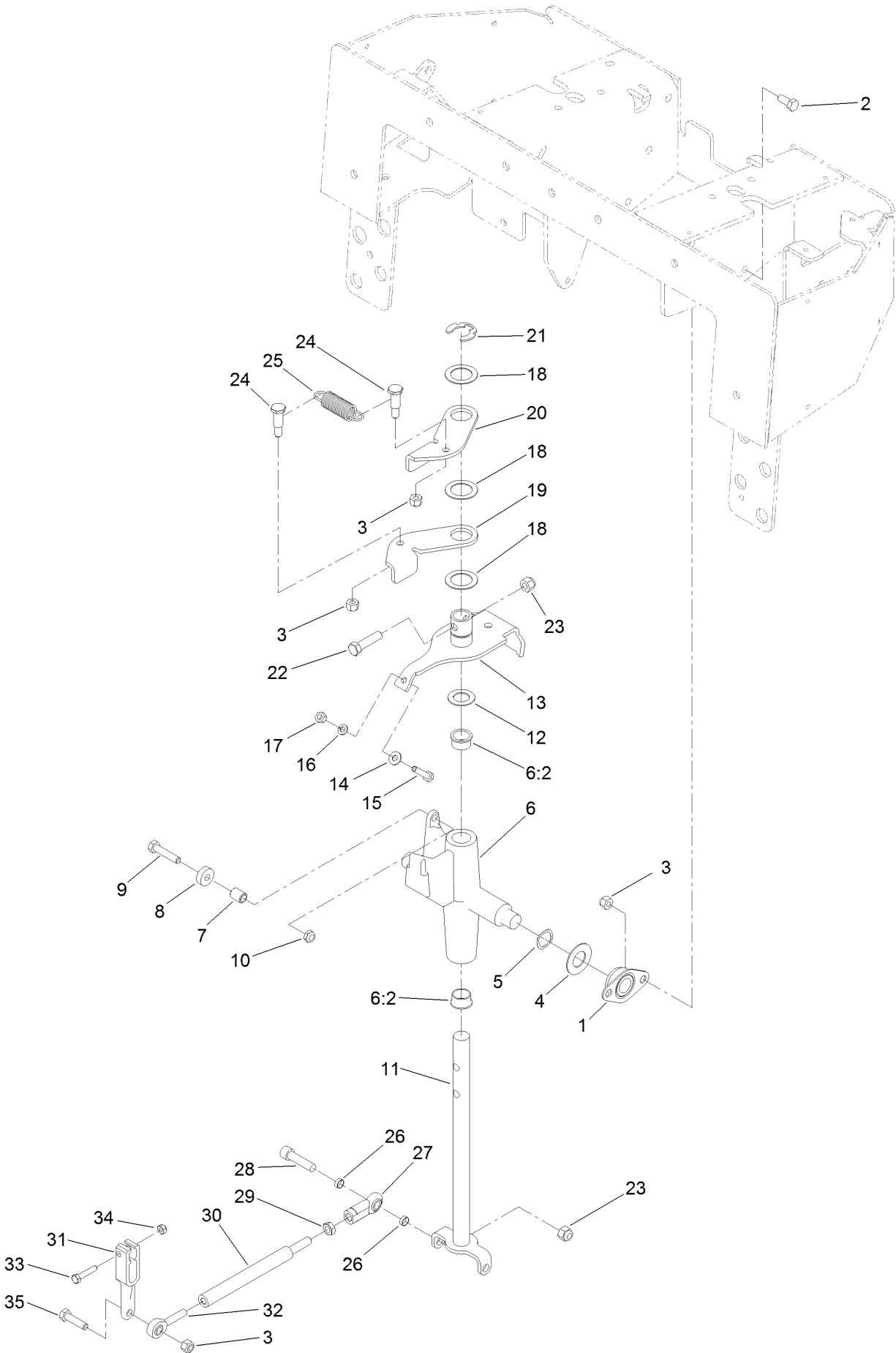
# Control Panel Assembly



## Control Panel Assembly (continued)

<i>Ref.</i>	<i>Part Number</i>	<i>Qty.</i>	<i>Description</i>	<i>Ref.</i>	<i>Part Number</i>	<i>Qty.</i>	<i>Description</i>
1	110-0228-01	1	Panel-Control	15	32149-2	2	Nut-Keps
2	323-7	5	Screw-HH	16	100-1270	1	Switch-Proximity
3	3296-39	7	Nut-Lock, NI	17	3229-20	2	Screw-CARR
4	112-2786-03	1	Plate-Reverse	18	3256-51	2	Washer-Flat
5	3256-24	2	Washer-Flat	19	32149-7	2	Nut-Keps
6	256-257	2	Bushing-Nyliner	20	100-4203	1	Neutral Centering Lever ASM
7	114-1337	2	Spacer-Spring	20:2	256-156	2	Bushing-Flange
8	98-8424	1	Spring-Torsion, RH	21	66-0560	1	Bolt-Shoulder
9	98-8425	1	Spring-Torsion, LH	22	3296-6	1	Nut-Lock
10	323-11	2	Screw-HH	23	71-2870	2	Bolt-Eye
11	105-1217	1	Decal	24	32128-32	4	Nut-HHF
12	100-1263	1	Plate-Switch	25	108-4724	1	Spring-Extension
13	3229-1	2	Bolt-CARR				
14	3256-22	4	Washer-Flat				

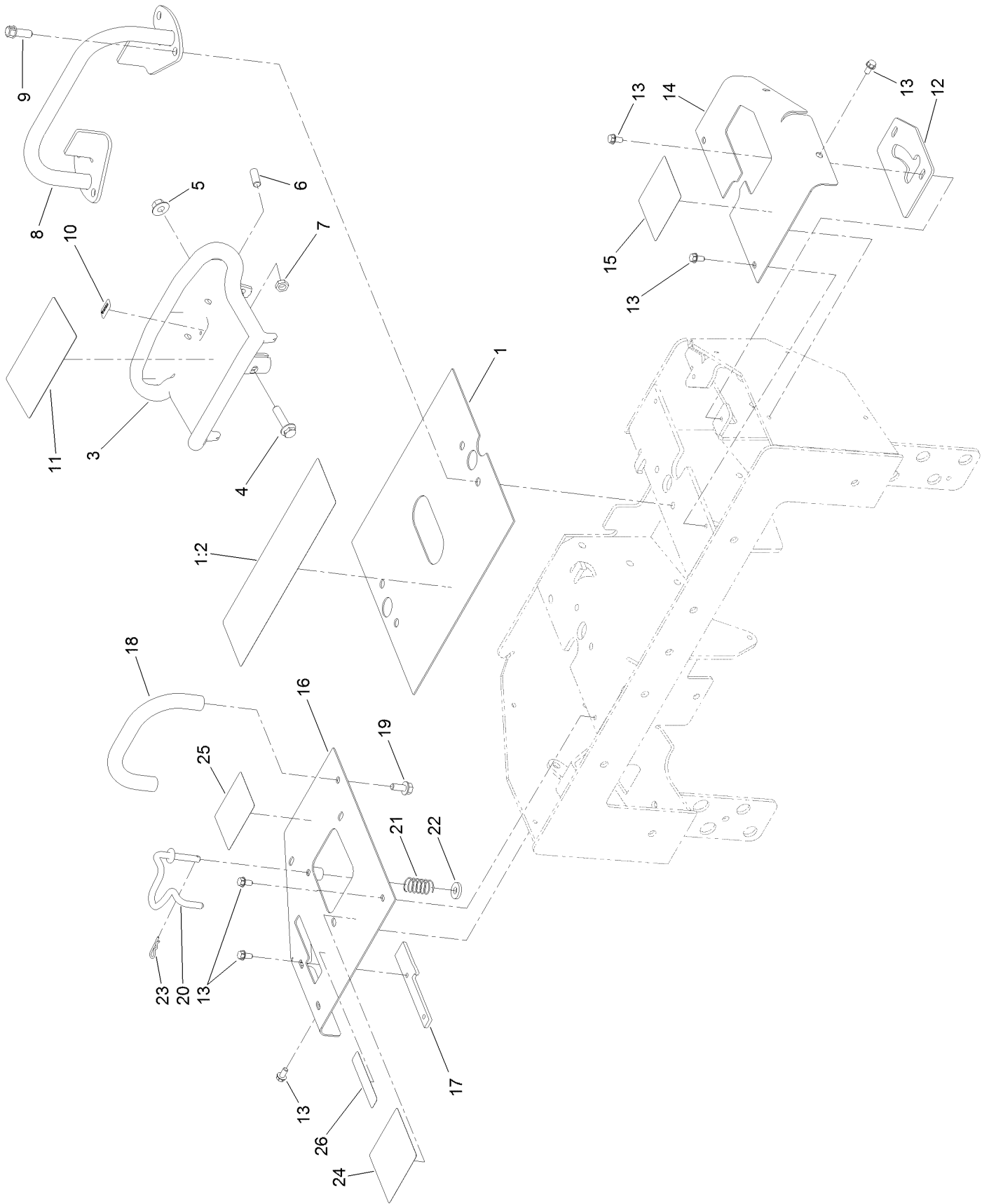
# Traction Control Assembly



## Traction Control Assembly (continued)

<i>Ref.</i>	<i>Part Number</i>	<i>Qty.</i>	<i>Description</i>	<i>Ref.</i>	<i>Part Number</i>	<i>Qty.</i>	<i>Description</i>
1	27-2320	2	Bearing	18	108-9743	3	Washer-Plain
2	322-3	4	Screw-HH	19	98-8407	1	Lever-Return, RH
3	3296-29	8	Nut-Lock, NI	20	98-8408	1	Lever-Return, LH
4	3256-39	2	Washer-Flat	21	32151-91	1	Ring-Retaining
5	95-3703	2	Washer-Spring, Wave	22	323-8	1	Screw-HH
6	106-5737	1	Control Support ASM	23	3296-39	3	Nut-Lock, NI
6:2	256-252	2	Bearing-Flange	24	63-2650	2	Screw-Shoulder
7	88-7450	1	Spacer-Lever, Control	25	108-4724	1	Spring-Extension
8	251-259	1	Bearing-Ball	26	117-9915	4	Spacer
9	322-7	1	Screw-HH	27	103-1167	2	Joint-Ball End, LH
10	3296-47	1	Nut-Lock, NI	28	3274-2	2	Screw-HSH
11	117-6335	1	Rod-Drive	29	3220-16	2	Nut-Hex Jam, LH
12	257-8	1	Washer-Thrust	30	117-9900	2	Rod-Linkage
13	112-2783	1	Lever-Pivot	31	117-3964-03	2	Arm-Control, Pump
14	3256-22	1	Washer-Flat	32	117-9969	2	Bearing-Rod End, RH
15	114-0282	1	Screw-HH	33	33113-030	2	Screw-HH
16	3253-3	1	Washer-Lock	34	33023-00	2	Nut-Lock
17	3217-5	1	Nut-Hex	35	322-6	2	Screw-HH

# Control Handle and Reference Bar Assembly

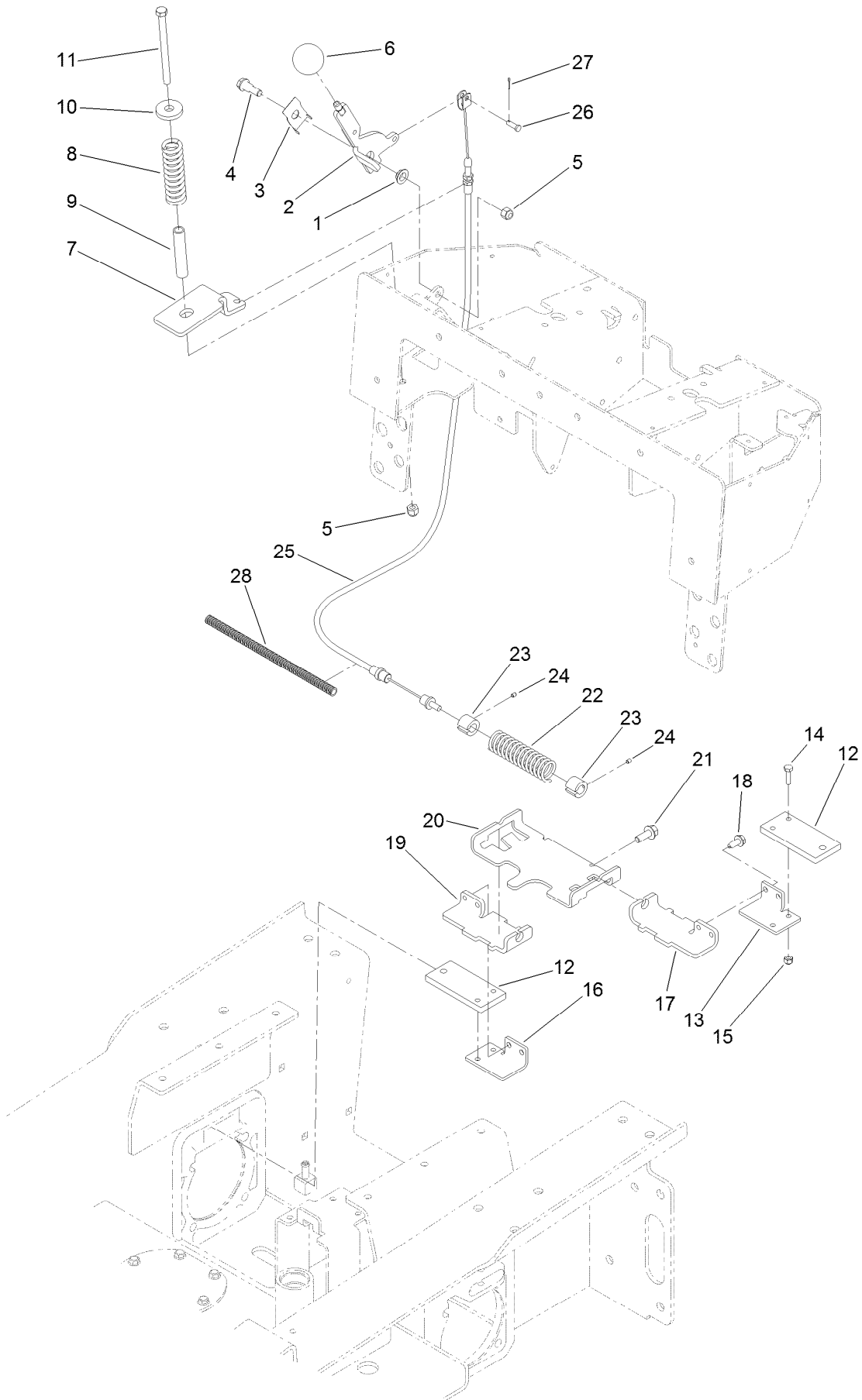




## Control Handle and Reference Bar Assembly (continued)

<i>Ref.</i>	<i>Part Number</i>	<i>Qty.</i>	<i>Description</i>	<i>Ref.</i>	<i>Part Number</i>	<i>Qty.</i>	<i>Description</i>
1	108-4643	1	Center Panel ASM	14	112-2737-01	1	Panel-LH
1:2	115-4860	1	Decal-Danger	15	115-4861	1	Decal-Control, Auxiliary
3	120-5380-03	1	Handle-Control	16	115-4836-01	1	Panel-RH
4	3234-18	1	Screw-HHF	17	112-2691	1	Plate-Locking, Brake
5	32128-43	1	Nut-Flange	18	112-2620	1	Bar-Reference
6	3247-6	2	Screw-Set	19	3234-5	2	Screw-HHF
7	3218-3	2	Nut-Jam	20	115-4580	1	Rod-Interlock
8	106-7715	1	Bar-Reference	21	85-6750	1	Spring-Control
9	95-1726	4	Screw-Taptite	22	88-7200	1	Washer-Flat
10	98-1459	1	Decal	23	3290-307	1	Pin-Cotter
11	115-4020	1	Decal-Traction	24	115-4857	1	Decal-Control, Loader
12	112-2749-01	1	Plate-Stop	25	115-4862	1	Decal-Loader Lock
13	9266714	11	Screw-HWH	26	115-4859	1	Decal-Brake

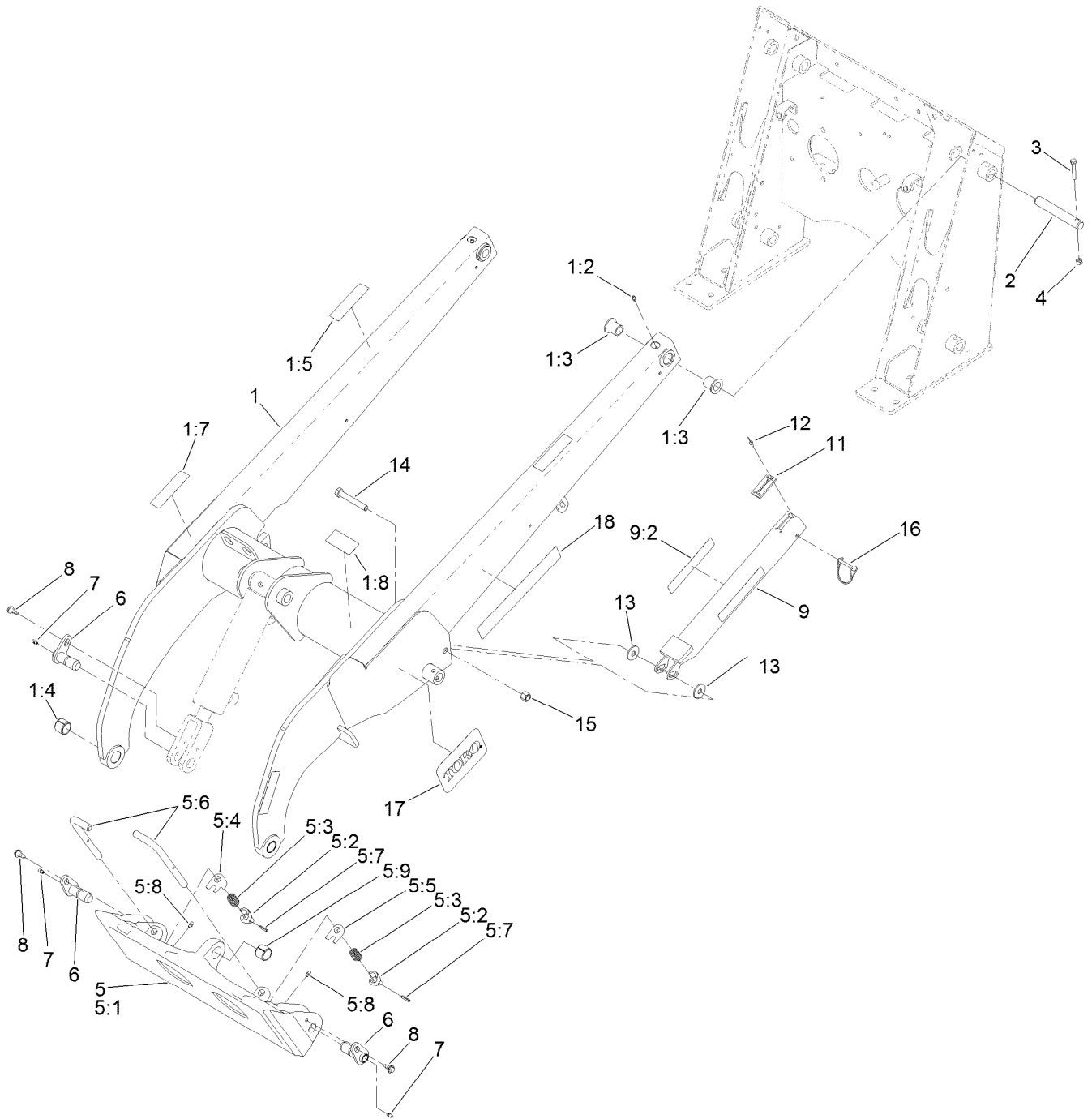
# Parking Brake Assembly



## Parking Brake Assembly (continued)

<i>Ref.</i>	<i>Part Number</i>	<i>Qty.</i>	<i>Description</i>	<i>Ref.</i>	<i>Part Number</i>	<i>Qty.</i>	<i>Description</i>
1	93-2368	1	Bushing-Flange	16	112-2789-03	1	Bar-Link, Brake RH
2	112-2694-03	1	Handle-Brake	17	112-2733-03	1	Bracket-Mounting, Brake LH
3	112-2695	1	Spring-Leaf	18	32104-32	4	Screw-HWH
4	94-6177	1	Bolt-Shoulder	19	112-2788-03	1	Bracket-Mounting, Brake RH
5	3296-39	2	Nut-Lock, NI	20	110-0224-03	1	Support-Bar, Brake
6	233-21	1	Knob	21	3234-11	2	Screw-HHF
7	115-4854-03	1	Bracket-Cable, Spring	22	100-1678	1	Spring
8	114-1254	1	Spring-Compression	23	100-6274	2	Tube-Guide
9	114-1255	1	Spacer-Spring	24	3245-20	2	Screw-HSH
10	98-0691	1	Washer-Hardened	25	112-2791	1	Cable-Brake
11	323-39	1	Screw-HH	26	283-67	1	Pin-Clevis
12	112-2735-03	2	Plate-Brake	27	3272-1	1	Pin-Cotter
13	112-2734-03	1	Bar-Link, Brake LH	28	100-4697	1	Tube-Convolutd
14	321-6	4	Screw-HH				
15	3296-42	4	Nut-Lock, NI				

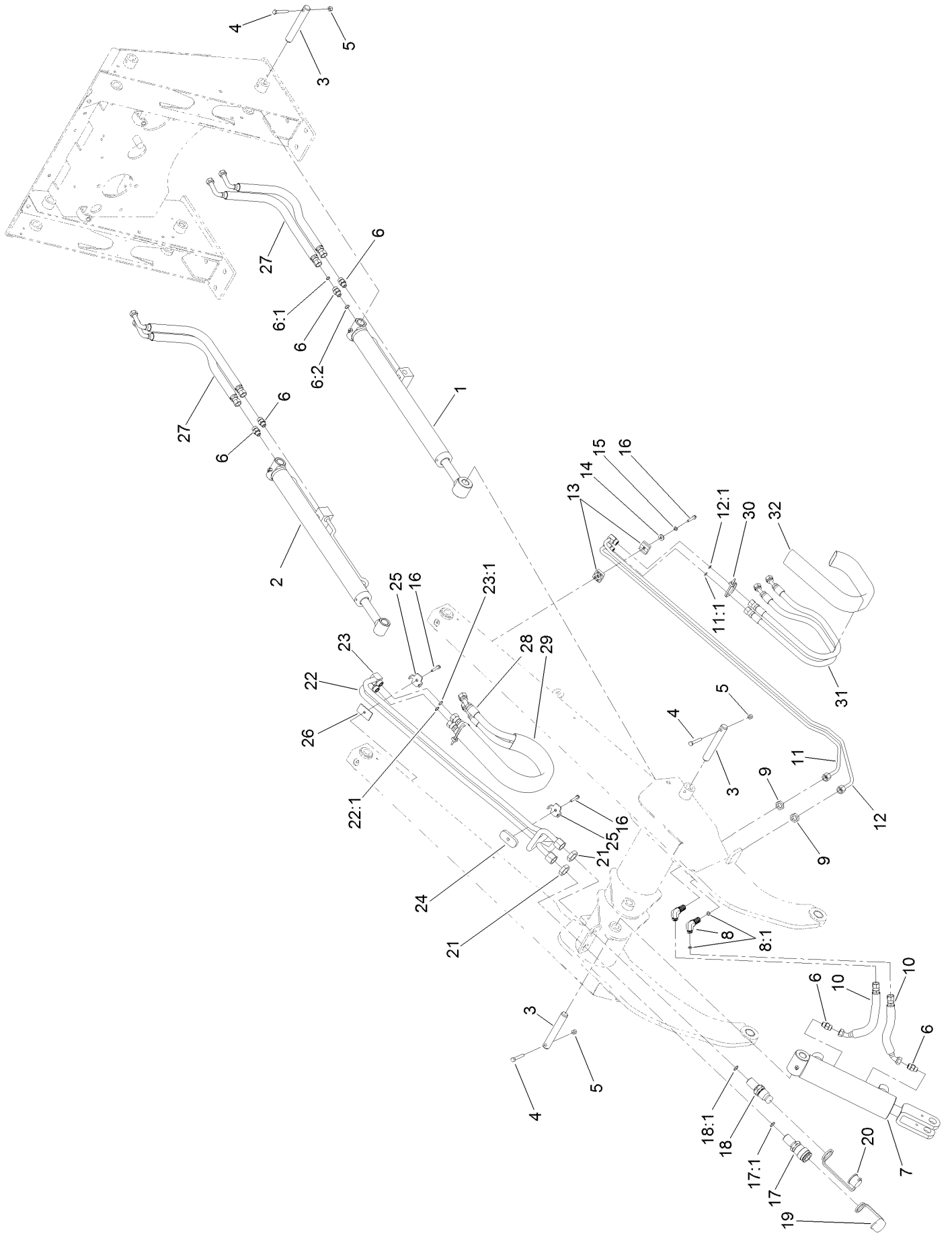
# Loader Arm Assembly



## Loader Arm Assembly (continued)

<i>Ref.</i>	<i>Part Number</i>	<i>Qty.</i>	<i>Description</i>	<i>Ref.</i>	<i>Part Number</i>	<i>Qty.</i>	<i>Description</i>
1	108-4638	1	Loader Arm ASM	5:7	3285-1	2	Pin-Grooved
1:2	302-5	2	Fitting-Grease	5:8	302-5	2	Fitting-Grease
1:3	95-3577	4	Bushing	5:9	98-4871	1	Bushing-Tension
1:4	98-4871	2	Bushing-Tension	6	112-2609	3	Pin-Pivot
1:5	100-8821	4	Decal-Warning, Pinch	7	302-5	3	Fitting-Grease
1:7	115-4855	1	Decal-Caution	8	99-5105	3	Bolt-Shoulder
1:8	100-8822	1	Decal-No Rider	9	108-4639	1	Locking Arm ASM
2	104-2849	2	Pin-Locking	9:2	115-4858	2	Decal-Danger
3	322-10	2	Screw-HH	11	98-0083	1	Stop-Rubber
4	3296-29	2	Nut-Lock, NI	12	95-1687	4	Rivet
5	132-8418	1	Quick Attach ASM	13	68-1440	2	Washer-Rubber
5:1	130-7708-03	1	Mount-Qtach	14	325-14	1	Screw-HH
5:2	105-0246	2	Cam	15	3296-23	1	Nut-Lock, NI
5:3	98-4694	2	Spring-Compression	16	100-1663	1	Pin-Hitch
5:4	104-5909	1	Stop-RH	17	105-1217	2	Decal
5:5	104-5903	1	Stop-LH	18	115-4868	2	Decal
5:6	132-8419	2	Pin-Locking				

# Loader Arm Hydraulic Assembly

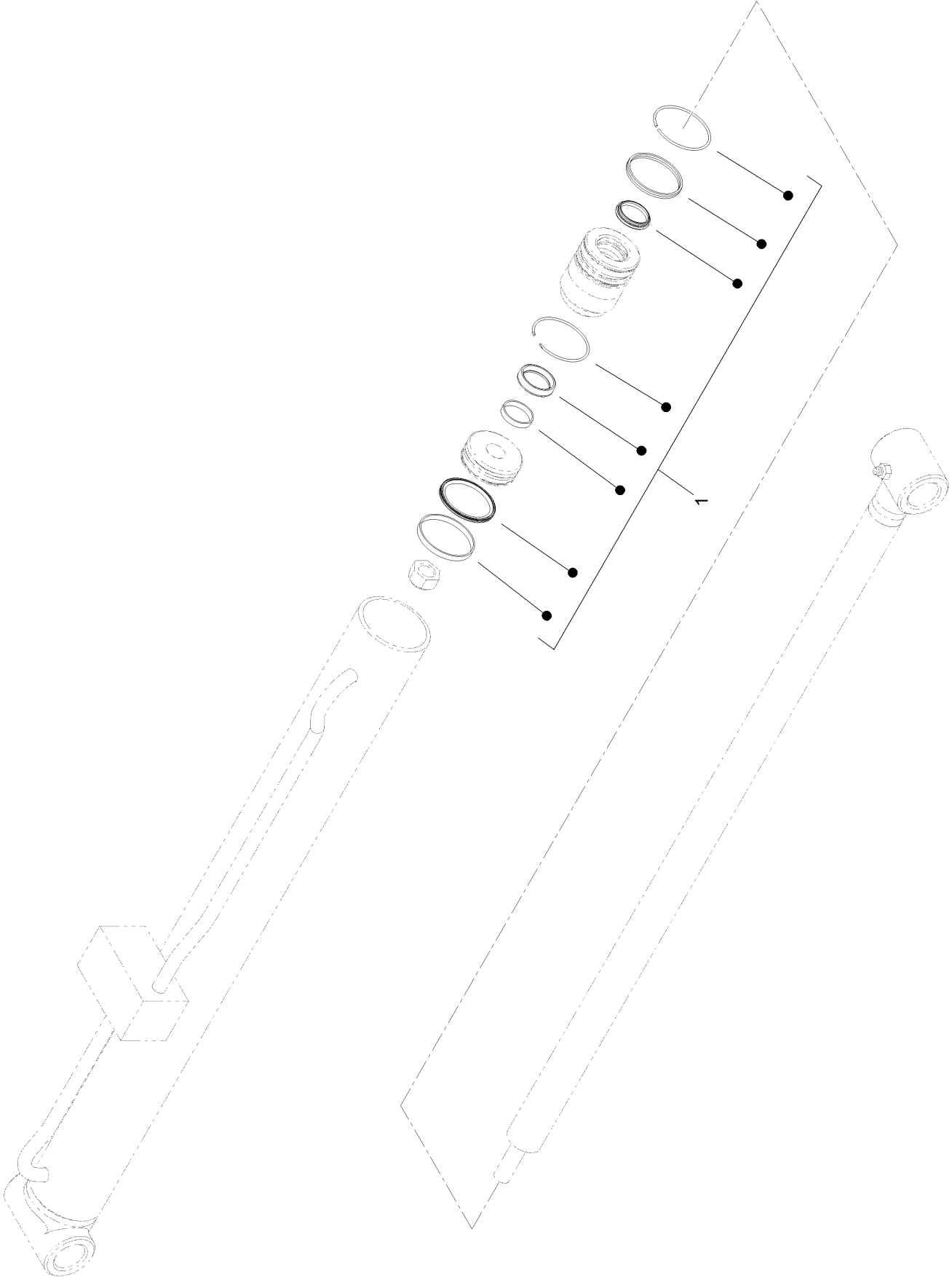


## Loader Arm Hydraulic Assembly (continued)

<i>Ref.</i>	<i>Part Number</i>	<i>Qty.</i>	<i>Description</i>	<i>Ref.</i>	<i>Part Number</i>	<i>Qty.</i>	<i>Description</i>
1	139-0776	1	LH HYD CYL ASM	17	105-8394	1	Bulkhead Coupler ASM
2	139-0777	1	RH HYD CYL ASM	17:1	237-65	1	O-Ring
3	104-2849	5	Pin-Locking	18	105-8395	1	Bulkhead Nipple ASM
4	322-10	5	Screw-HH	18:1	237-65	1	O-Ring
5	3296-29	5	Nut-Lock, NI	18:2	100-6120	1	Seal Kit ●
6	340-2	6	Fitting-Straight	19	100-8816	1	Cap-Dust, Coupler
6:1	237-22	1	O-Ring	20	100-8815	1	Cap-Dust, Nipple
6:2	237-42	1	O-Ring	21	340-74	2	Nut-Lock, Bulkhead
7	139-0778	1	HYD CYL ASM	22	108-6319	1	HYD Tube ASM
8	340-154	2	Union-Bulkhead	22:1	237-30	1	O-Ring
8:1	237-22	2	O-Ring	23	112-2563	1	HYD Tube ASM
9	340-70	2	Nut-Lock	23:1	237-30	1	O-Ring
10	98-0207	2	Hose-HYD	24	112-2565	1	Plate-Hardline
11	106-9364	1	HYD Tube ASM	25	98-0237	2	Plate-Clamp, Tube
11:1	237-22	1	O-Ring	26	106-9366	1	Spacer-Hardline
12	106-9365	1	HYD Tube ASM	27	98-0216	4	Hose-HYD
12:1	237-22	1	O-Ring	28	98-0242	2	Hose-HYD
13	56-7973	2	Clamp-Tube	29	100-6128	1	Sleeve-Protective
14	3256-2	1	Washer-Flat	30	3290-378	2	Tie-Cable
15	3253-3	1	Washer-Lock	31	98-0213	2	Hose-HYD
16	94-2691	3	Screw-HWH	32	100-6127	1	Sleeve-Protective

● Not illustrated

# Hydraulic Cylinder Assembly No. 139-0777





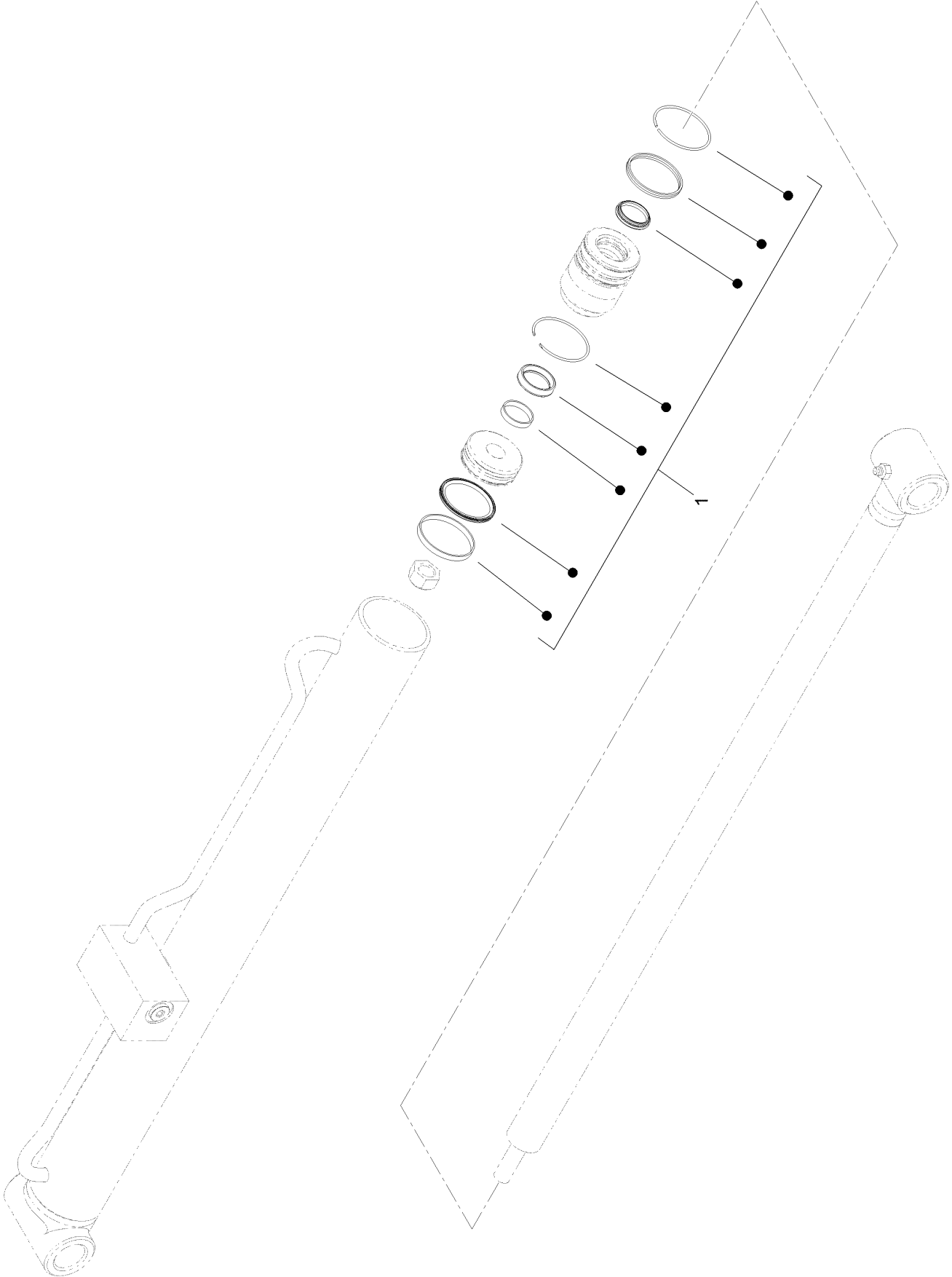
# Hydraulic Cylinder Assembly No. 139-0777 (continued)

---

<i>Ref.</i>	<i>Part Number</i>	<i>Qty.</i>	<i>Description</i>
1	139-0807	1	Seal Kit

---

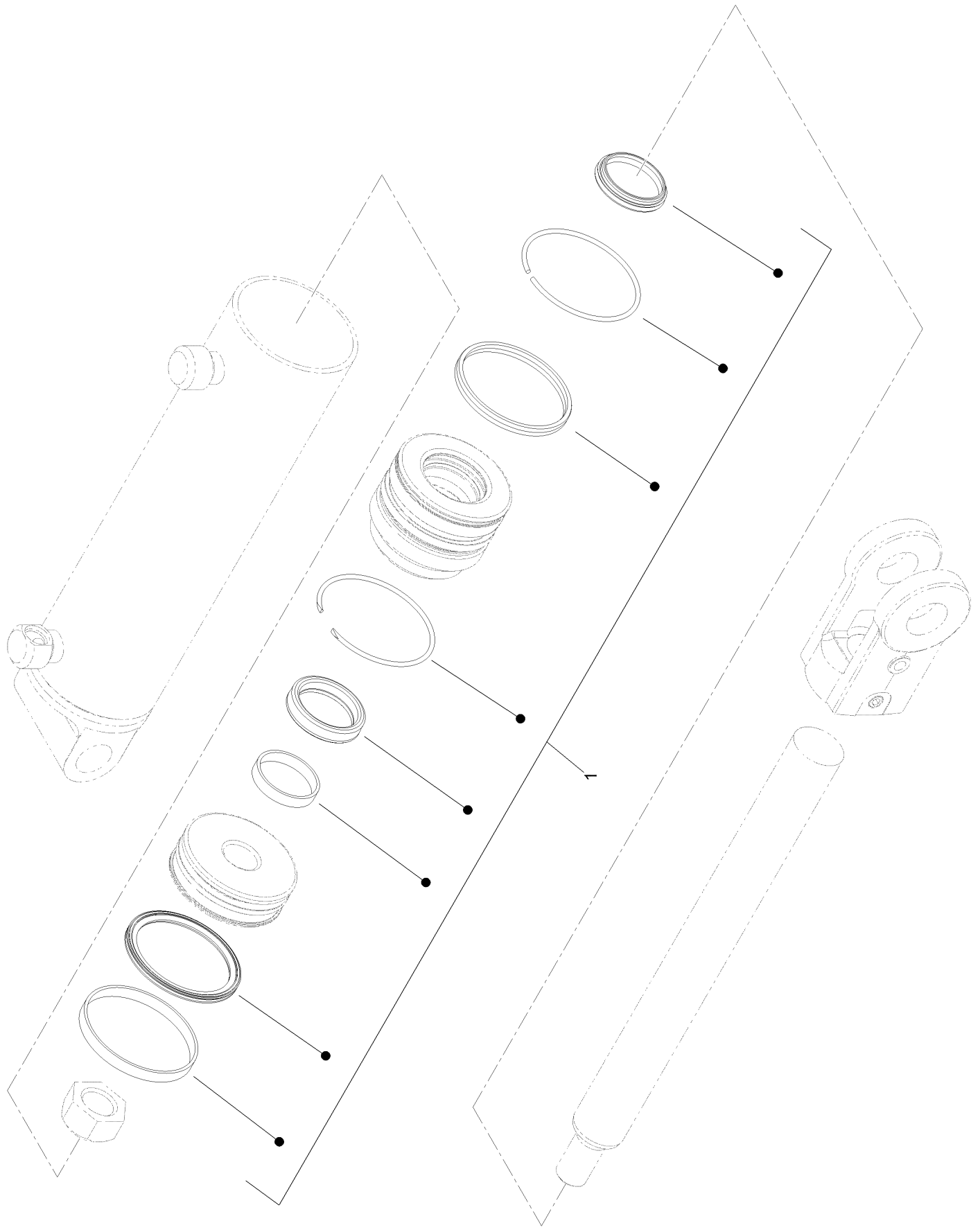
# Hydraulic Cylinder Assembly No. 139-0776



# Hydraulic Cylinder Assembly No. 139-0776 (continued)

<i>Ref.</i>	<i>Part Number</i>	<i>Qty.</i>	<i>Description</i>
1	139-0807	1	Seal Kit

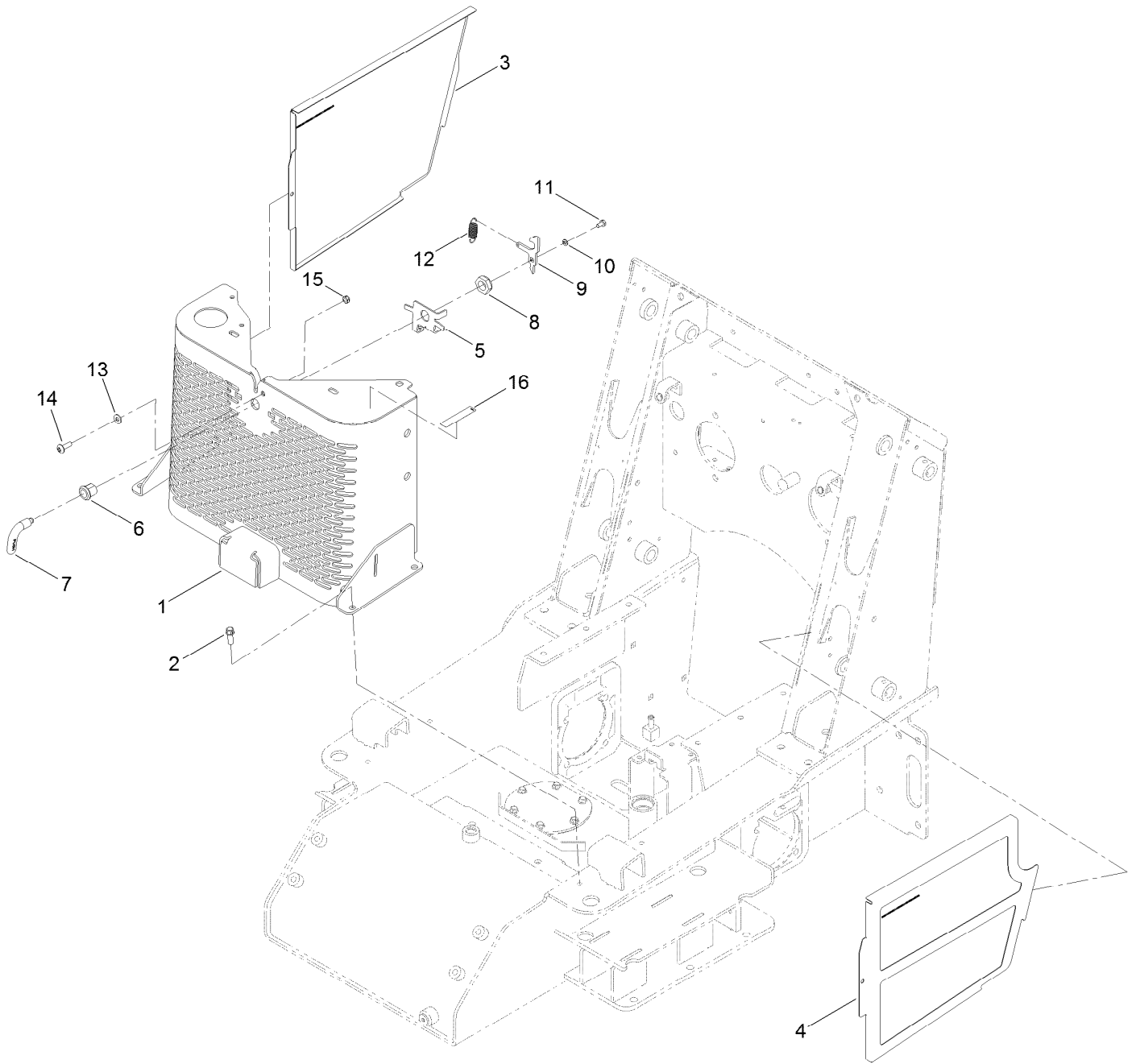
# Hydraulic Cylinder Assembly No. 139-0778



# Hydraulic Cylinder Assembly No. 139-0778 (continued)

<i>Ref.</i>	<i>Part Number</i>	<i>Qty.</i>	<i>Description</i>
1	139-0808	1	Seal Kit

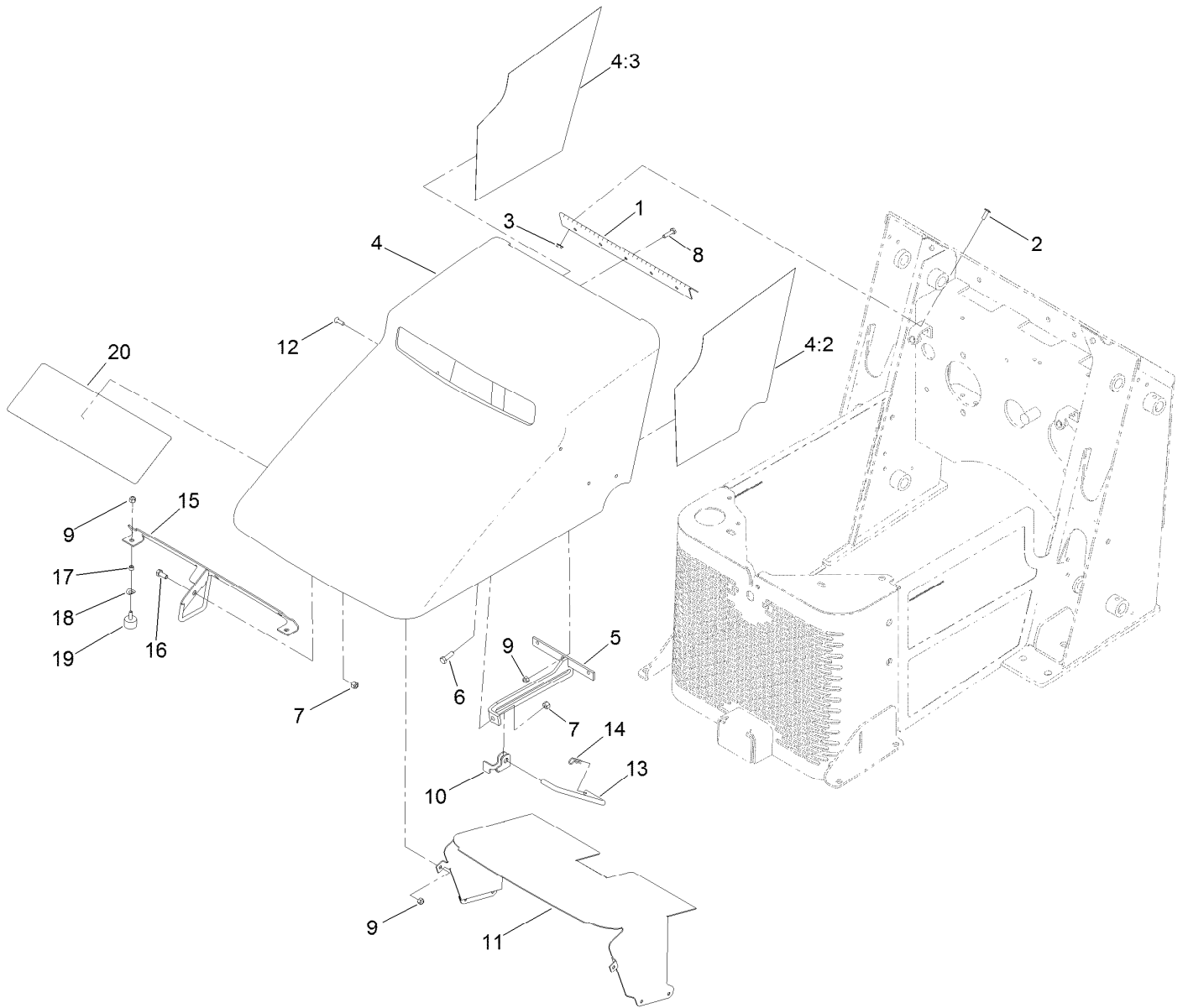
# Grill Assembly



## Grill Assembly (continued)

<i>Ref.</i>	<i>Part Number</i>	<i>Qty.</i>	<i>Description</i>	<i>Ref.</i>	<i>Part Number</i>	<i>Qty.</i>	<i>Description</i>
1	117-1318-03	1	Grill	9	106-5728	1	Cam-Latch
2	95-1726	4	Screw-Taptite	10	3253-3	1	Washer-Lock
3	117-9963-03	1	RH Side Panel	11	321-2	1	Screw-HH
4	117-9964-03	1	LH Side Panel	12	104-0869	1	Spring
5	106-5729	1	Bracket-Latch	13	3256-2	1	Washer-Flat
6	106-9335	1	Housing-Latch	14	107-8021	1	Screw-PTH
7	108-5639	1	Handle-Latch	15	3296-47	1	Nut-Lock, NI
8	3296-60	1	Nut-Lock, NI	16	93-6681	1	Decal-Warning, Fan

# Hood Assembly

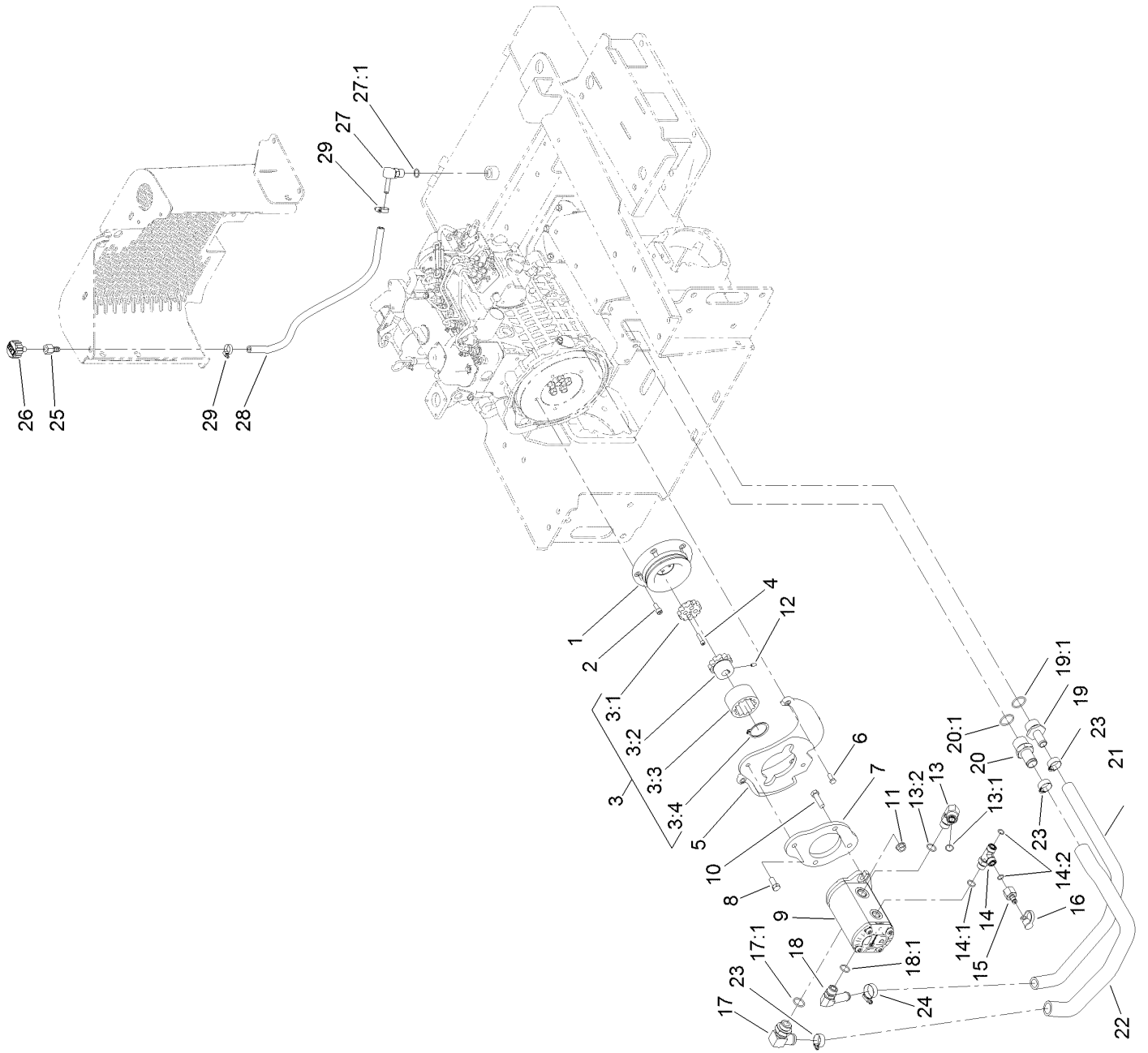




## Hood Assembly (continued)

<i>Ref.</i>	<i>Part Number</i>	<i>Qty.</i>	<i>Description</i>	<i>Ref.</i>	<i>Part Number</i>	<i>Qty.</i>	<i>Description</i>
1	100-1284	1	Hinge-Hood	14	3290-250	1	Pin-Cotter
2	9114604	4	Screw-Head, Truss	15	108-6287-03	1	Rod Latch ASM
3	32128-33	4	Nut-HF	16	322-3	4	Screw-HH
4	112-2460	1	Hood ASM	17	106-9308	2	Spacer
4:2	112-2464	1	Foiltape-LH	18	121-4605	2	Washer-Spring
4:3	112-2465	1	Foiltape-RH	19	1-523420	2	Bumper
5	112-2448-03	1	Bracket-Rod, Prop	20	132-8631	1	Decal-Service
6	322-5	1	Screw-HH	20	136-5767	1	Decal-Service, French
7	3296-29	5	Nut-Lock, NI	20	136-5768	1	Decal-Service, German
8	321-6	5	Screw-HH	20	136-5769	1	Decal-Service, Spanish
9	3296-42	13	Nut-Lock, NI	20	136-5770	1	Decal-Service, Italian
10	115-0714	1	Bracket-Latch, Locking	20	136-5771	1	Decal-Service, Dutch
11	108-6286	1	Baffle-Hood	20	136-5772	1	Decal-Service, Polish
12	3258-166	6	Screw-PRH	20	136-5773	1	Decal-Service, Russian
13	108-6357	1	Rod-Support, Hood	20	136-5774	1	Decal-Service, Slovakian

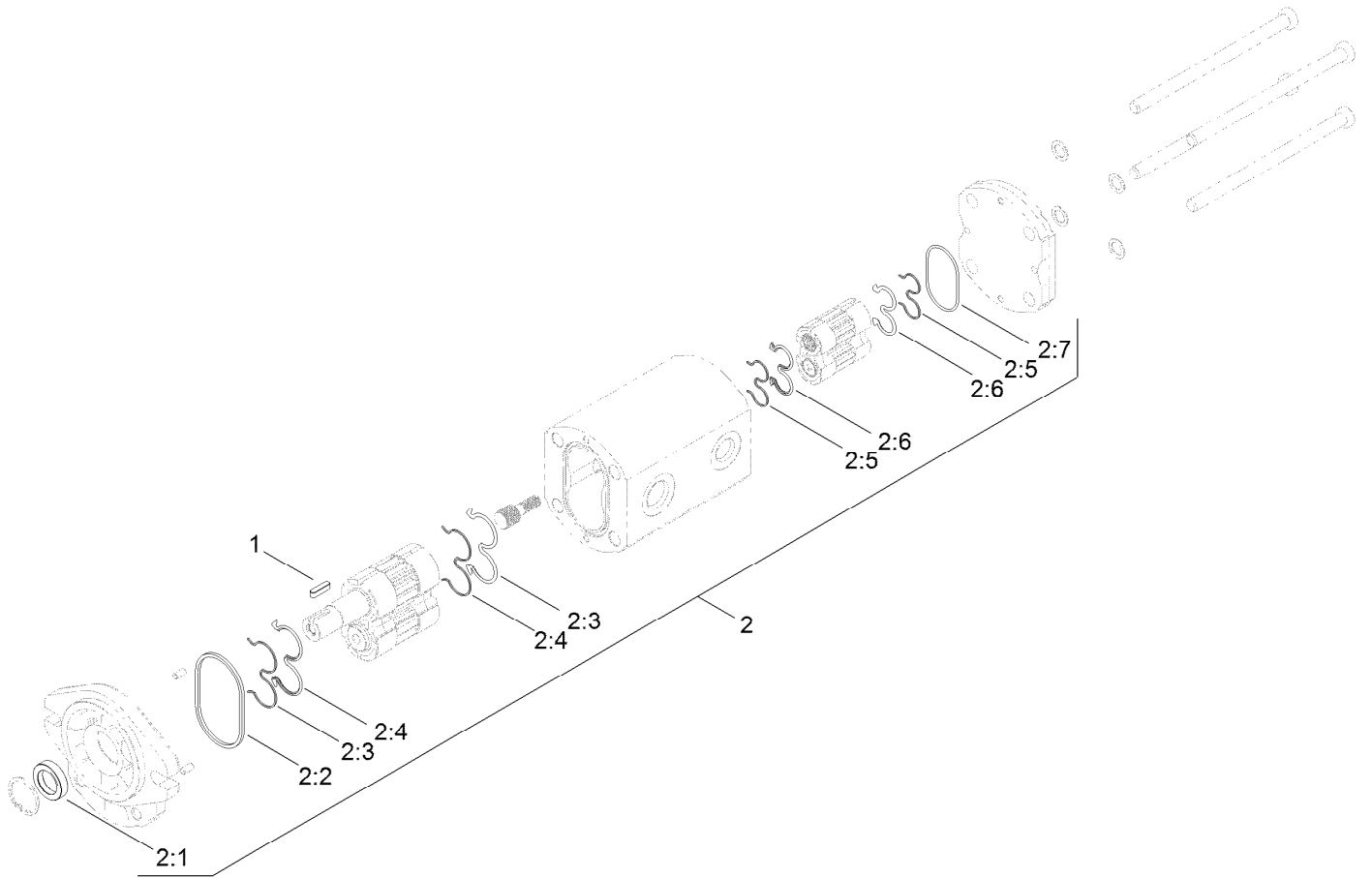
# Hydraulic Pump and Filter Assembly



## Hydraulic Pump and Filter Assembly (continued)

<i>Ref.</i>	<i>Part Number</i>	<i>Qty.</i>	<i>Description</i>	<i>Ref.</i>	<i>Part Number</i>	<i>Qty.</i>	<i>Description</i>
1	112-2568-03	1	Pulley	14:2	237-30	2	O-Ring
2	108-6343	5	Screw-Cap, HSH	15	100-5616	1	Fitting
3	108-6314	1	Coupling ASM	16	354-79	1	Cap-Dust
3:1	106-9562	1	Hub-Coupling	17	100-4202	1	Fitting-90
3:2	106-9587	1	Sleeve-Hub	17:1	237-81	1	O-Ring
3:3	106-9561	1	Sleeve-Coupling	18	87-8170	1	Fitting-90
3:4	108-6383	1	Ring-Snap, Coupling	18:1	237-80	1	O-Ring
4	3274-26	4	Screw-HSH	19	99-6932	1	Fitting-STR
5	108-6235-03	1	Pump-Mount	19:1	237-117	1	O-Ring
6	33114-020	4	Screw-HH	20	354-78	1	Fitting-STR
7	108-6211-03	1	Plate-Mount, Pump	20:1	237-146	1	O-Ring
8	324-4	2	Screw-HH	21	108-6315	1	Hose-Formed, Suction
9	106-9589	1	Pump-HYD	22	108-6316	1	Hose-Formed, Suction
10	324-6	2	Screw-HH	23	2412-34	3	Clamp-Hose
11	32128-42	2	Nut-HF	24	2412-129	1	Clamp-Hose
12	3245-9	1	Screw-Set, HSH	25	354-94	1	Fitting-Female, Barbed
13	340-17	1	Fitting-Elbow, 90 DEG	26	68-6150	1	Breather
13:1	237-65	1	O-Ring	27	354-134	1	Fitting-90
13:2	237-80	1	O-Ring	27:1	237-79	1	O-Ring
14	340-109	1	Fitting-Tee	28	114-8599	1	Hose-Drain, Engine Oil
14:1	237-79	1	O-Ring	29	2412-36	2	Clamp-Hose

# Hydraulic Pump Assembly No. 106-9589

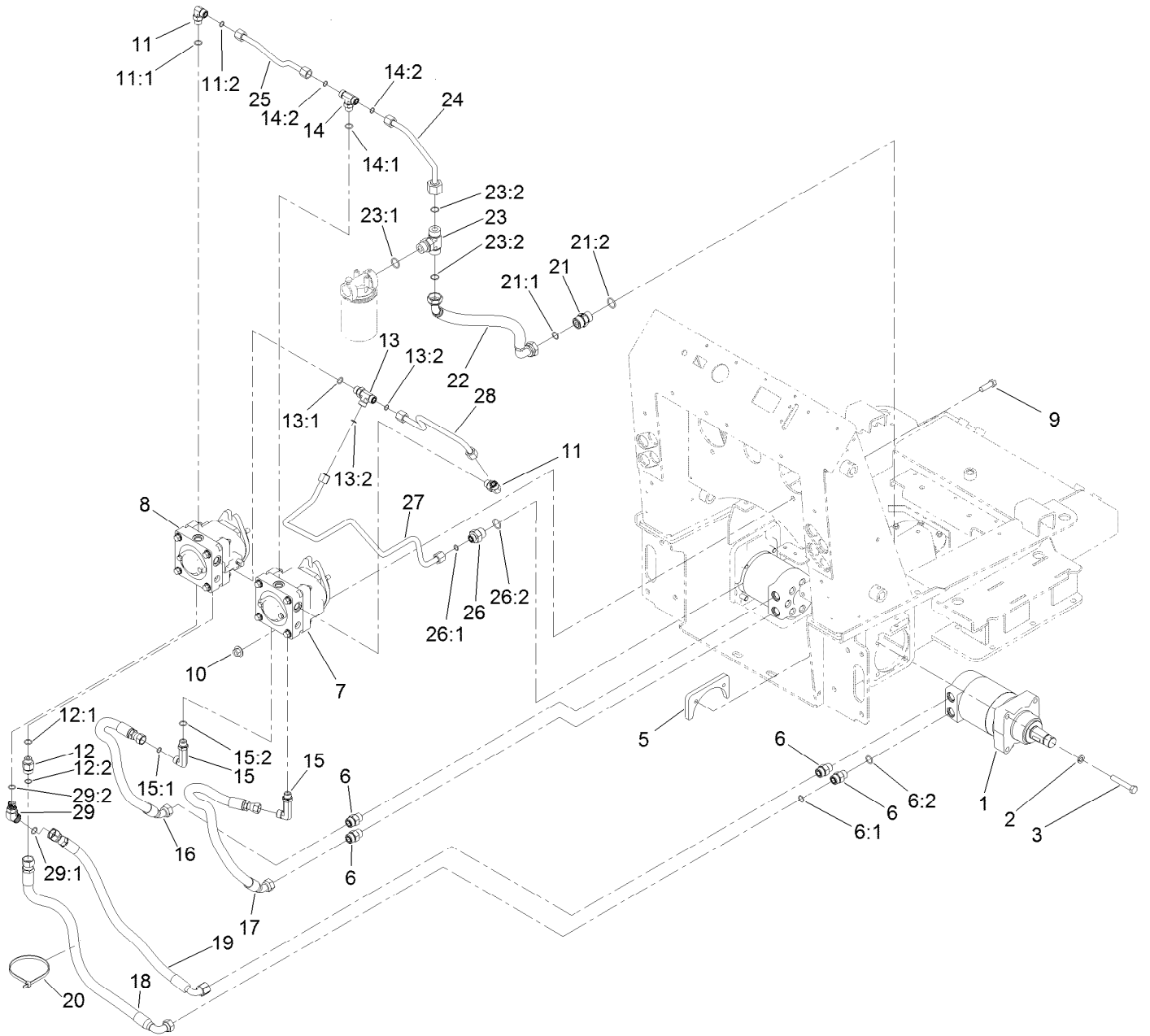


# Hydraulic Pump Assembly No. 106-9589 (continued)

<i>Ref.</i>	<i>Part Number</i>	<i>Qty.</i>	<i>Description</i>	<i>Ref.</i>	<i>Part Number</i>	<i>Qty.</i>	<i>Description</i>
1	100-4238	1	Key-Square	2:4		2	Seal-Gear ●
2	107-9316	1	Seal Kit	2:5		2	Ring-Backup ●
2:1		1	Seal-Shaft ●	2:6		2	Seal-Gear-Rear ●
2:2		1	Seal-Square ●	2:7		1	O-Ring ●
2:3		2	Ring-Backup ●				

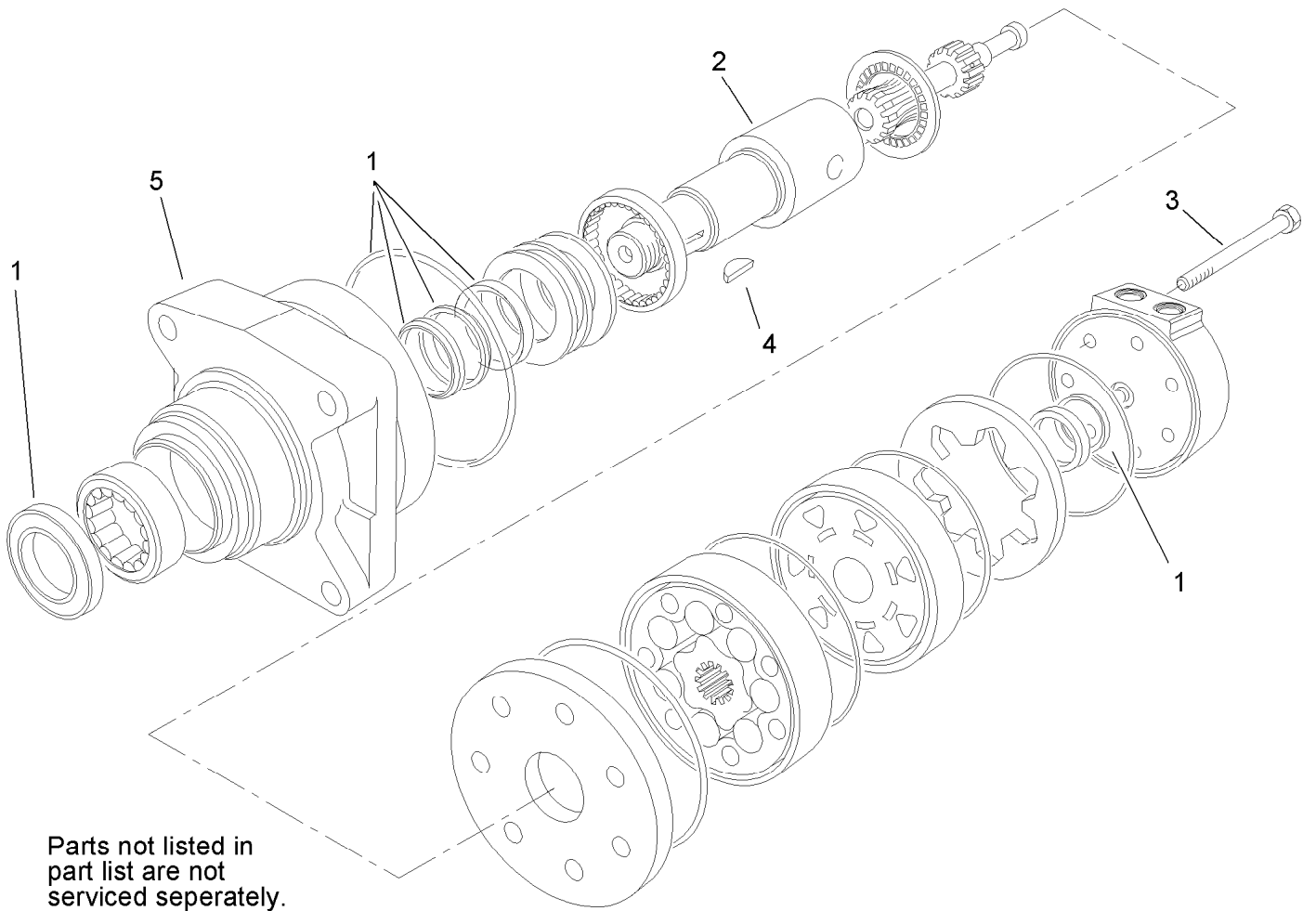
● Not serviced separately

# Traction Hydraulic Assembly



## Traction Hydraulic Assembly (continued)

<i>Ref.</i>	<i>Part Number</i>	<i>Qty.</i>	<i>Description</i>	<i>Ref.</i>	<i>Part Number</i>	<i>Qty.</i>	<i>Description</i>
1	106-7654	2	HYD Motor ASM	15:1	237-30	1	O-Ring
2	3253-7	8	Washer-Lock	15:2	237-79	1	O-Ring
3	115-4845	8	Screw-HH, TAP	16	107-3632	1	Hose-HYD
5	98-2763-03	2	Plate-Mounting	17	107-3631	1	Hose-HYD
6	340-7	4	Fitting-Straight	18	115-4827	1	Hose-HYD
6:1	237-65	1	O-Ring	19	115-4826	1	Hose-HYD
6:2	237-80	1	O-Ring	20	3334-945	1	Tie-Cable
7	106-9590	1	Pump-HYD, RH	21	108-6306	1	Valve-Check, HYD
8	106-9591	1	Pump-HYD, LH	21:1	237-58	1	O-Ring
9	325-6	4	Screw-HH	21:2	237-81	1	O-Ring
10	32128-52	4	Nut-Lock, Flange	22	112-2562	1	Hose-HYD
11	340-98	2	Fitting-Elbow, 90 DEG	23	100-4836	1	Fitting-Tee
11:1	237-79	1	O-Ring	23:1	237-81	1	O-Ring
11:2	237-30	1	O-Ring	23:2	237-58	2	O-Ring
12	340-155	1	Fitting-Straight	24	107-3634	1	Tube-HYD
12:1	237-79	1	O-Ring	25	106-9330	1	Tube-HYD
12:2	237-151	1	O-Ring	26	100-4240	1	Fitting-STR
13	340-109	1	Fitting-Tee	26:1	237-30	1	O-Ring
13:1	237-79	1	O-Ring	26:2	237-81	1	O-Ring
13:2	237-30	2	O-Ring	27	107-3633	1	Tube-HYD
14	340-157	1	Fitting-HYD, Tee	28	98-0200	1	Tube-HYD
14:1	237-79	1	O-Ring	29	340-55	1	Fitting-HYD, 45 DEG
14:2	237-30	2	O-Ring	29:1	237-79	1	O-Ring
15	99-6160	2	Fitting-Elbow, 90 Long	29:2	237-65	1	O-Ring

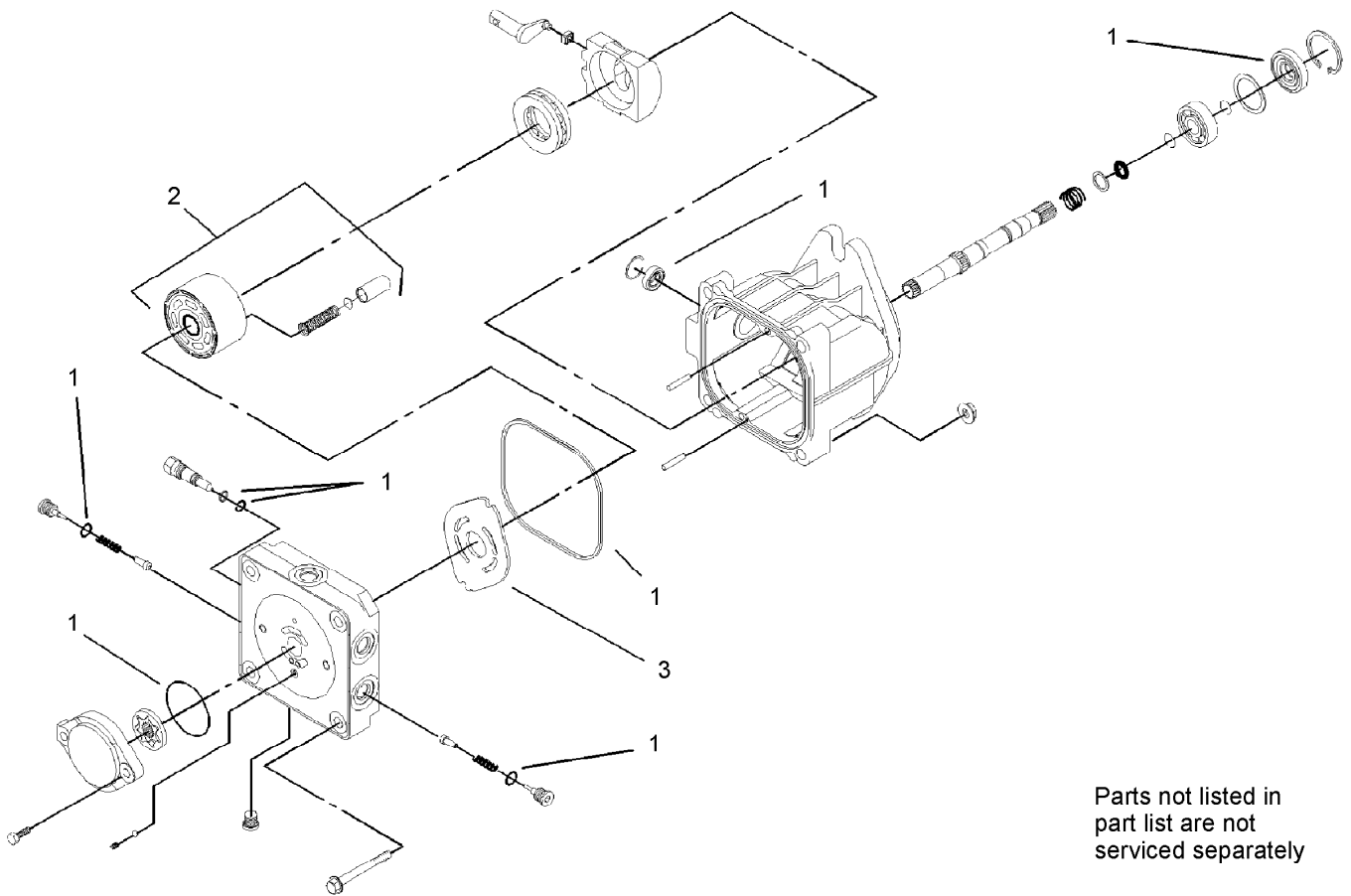


Parts not listed in  
part list are not  
serviced seperately.

## Hydraulic Motor Assembly No. 106-7654

<i>Ref.</i>	<i>Part Number</i>	<i>Qty.</i>	<i>Description</i>
1	100-6131	1	Seal Kit
2	106-7645	1	Coupling-Shaft
3	100-4241	7	Screw-HH
4	3257-42	1	Key-Woodruff
5	108-5634	1	Motor Housing ASM

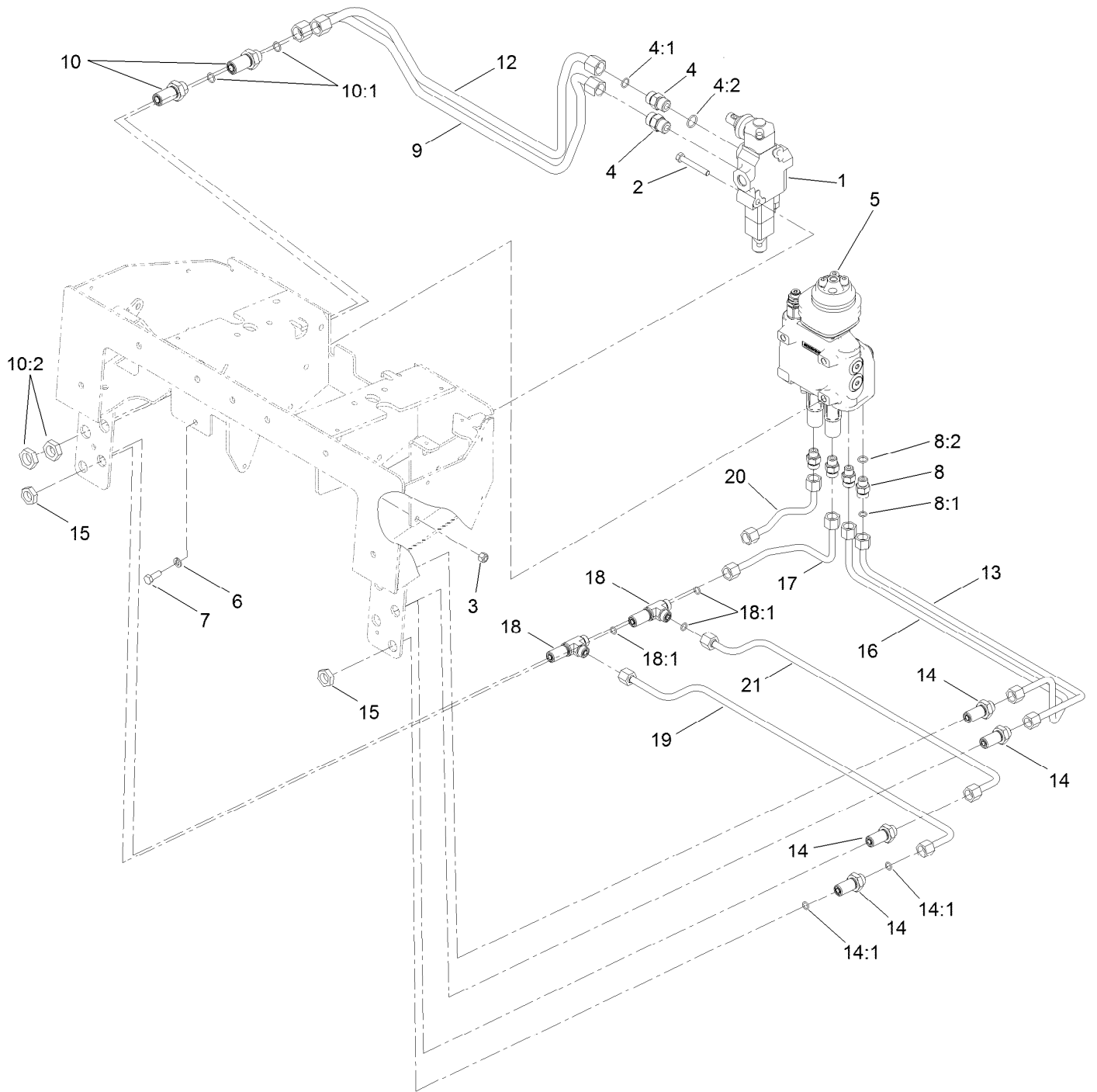




## Hydraulic Pump Assembly No. 106-9590 and 106-9591

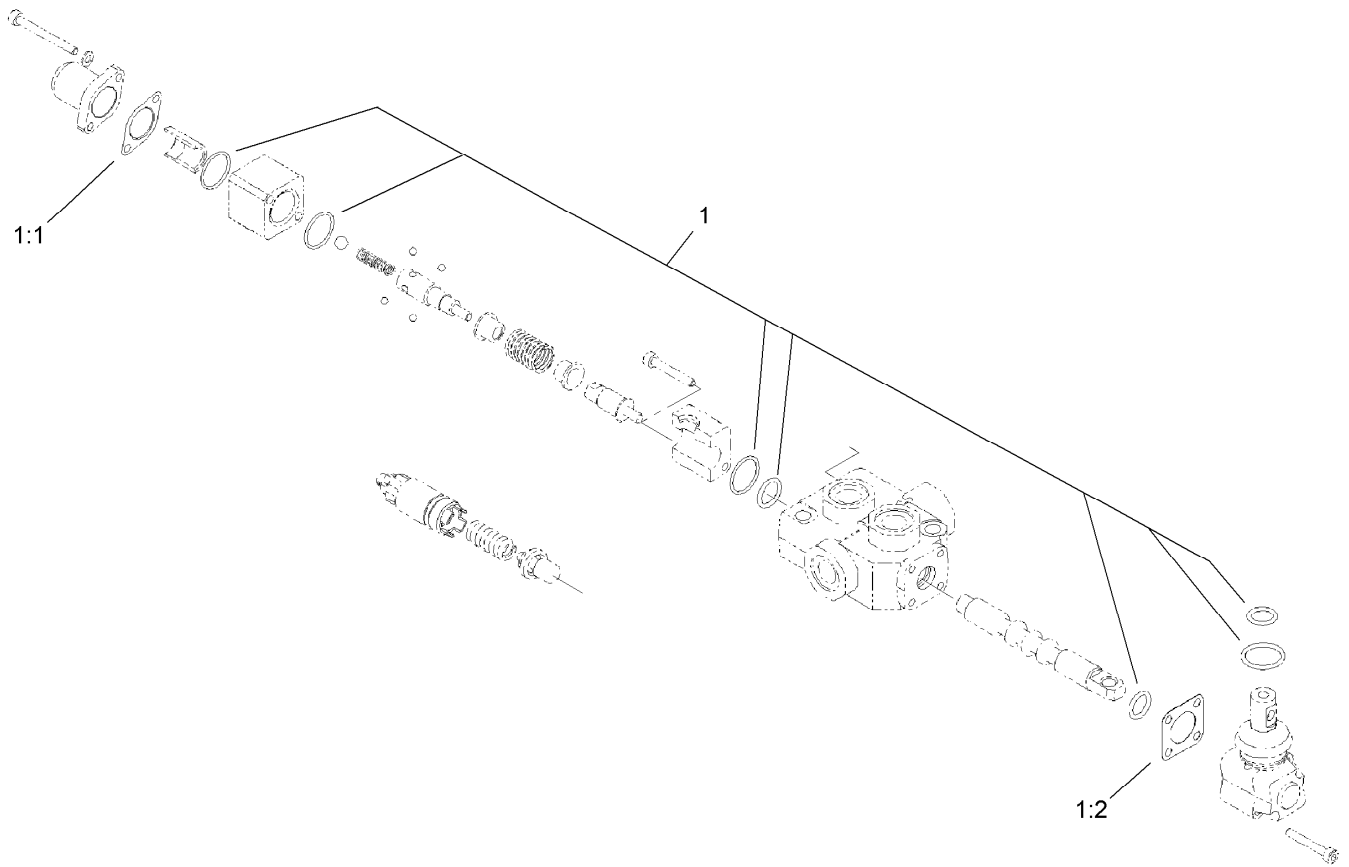
<i>Ref.</i>	<i>Part Number</i>	<i>Qty.</i>	<i>Description</i>
1	100-6110	1	Overhaul Seal Kit
2	94-1913	1	Cylinder Block ASM
3	100-6112	1	Plate-Valve

# Principal Hydraulic Assembly



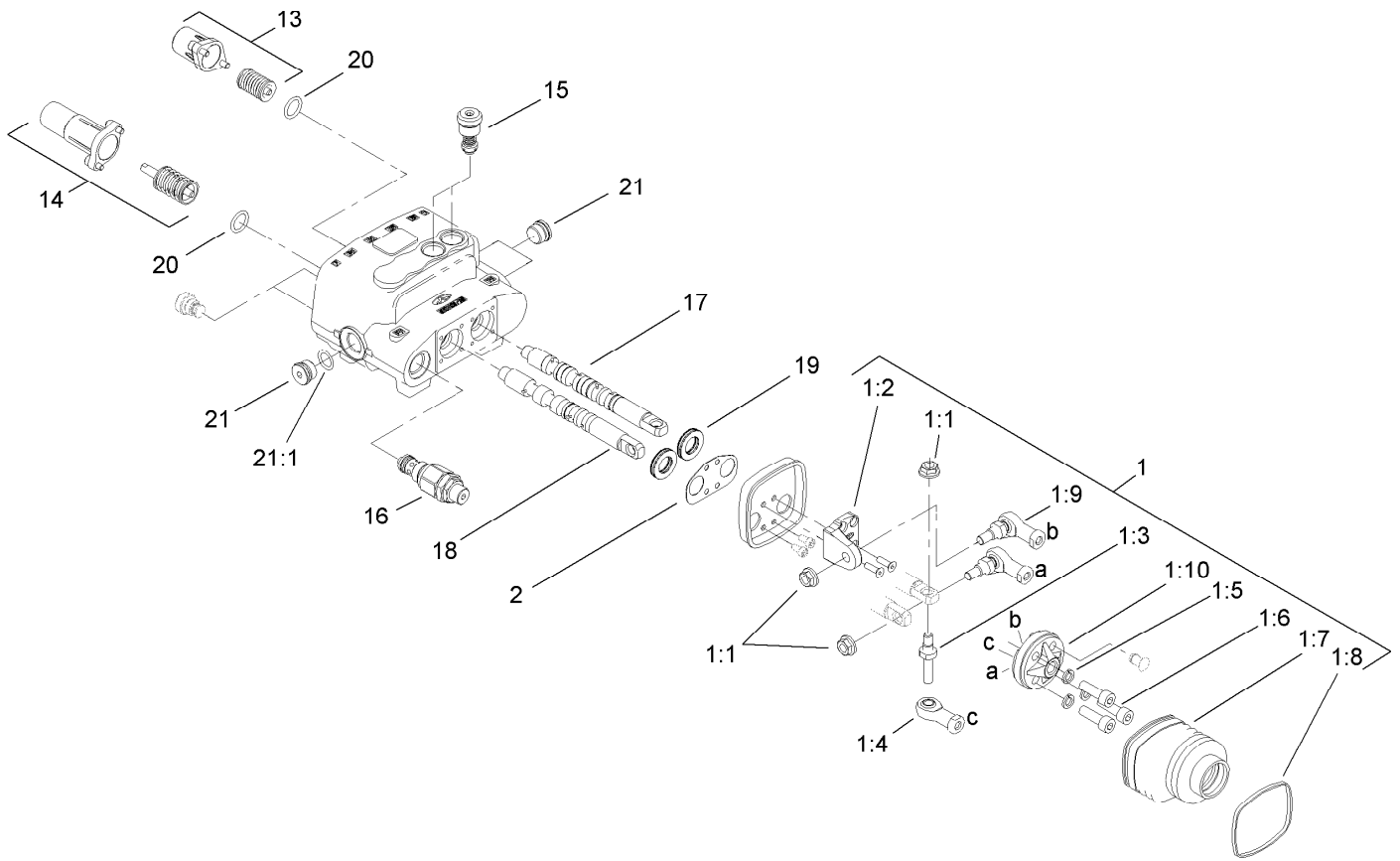
## Principal Hydraulic Assembly (continued)

<i>Ref.</i>	<i>Part Number</i>	<i>Qty.</i>	<i>Description</i>	<i>Ref.</i>	<i>Part Number</i>	<i>Qty.</i>	<i>Description</i>
1	104-2831	1	1 Spool Valve ASM	10:1	237-30	2	O-Ring
2	322-11	2	Screw-HH	10:2	340-127	1	Nut-Bulkhead
3	3296-29	2	Nut-Lock, NI	12	106-9311	1	Tube-HYD
4	340-4	2	Fitting-Straight	13	106-9314	1	Tube-HYD
4:1	237-30	1	O-Ring	14	340-71	4	Fitting-Straight, Bulkhead
4:2	237-79	1	O-Ring	14:1	237-22	2	O-Ring
5	106-9307	1	2 Spool Valve ASM	15	340-70	6	Nut-Lock
6	3253-4	3	Washer-Lock	16	106-9312	1	Tube-HYD
7	322-4	3	Screw-HH	17	106-9313	1	Tube-HYD
8	340-2	4	Fitting-Straight	18	340-68	2	Fitting-Tee, Bulkhead
8:1	237-22	1	O-Ring	18:1	237-22	3	O-Ring
8:2	237-42	1	O-Ring	19	106-9316	1	Tube-HYD
9	106-9310	1	Tube-HYD	20	106-9315	1	Tube-HYD
10	340-161	2	Fitting-Bulkhead	21	106-9317	1	Tube-HYD



## One Spool Valve Assembly No. 104-2831

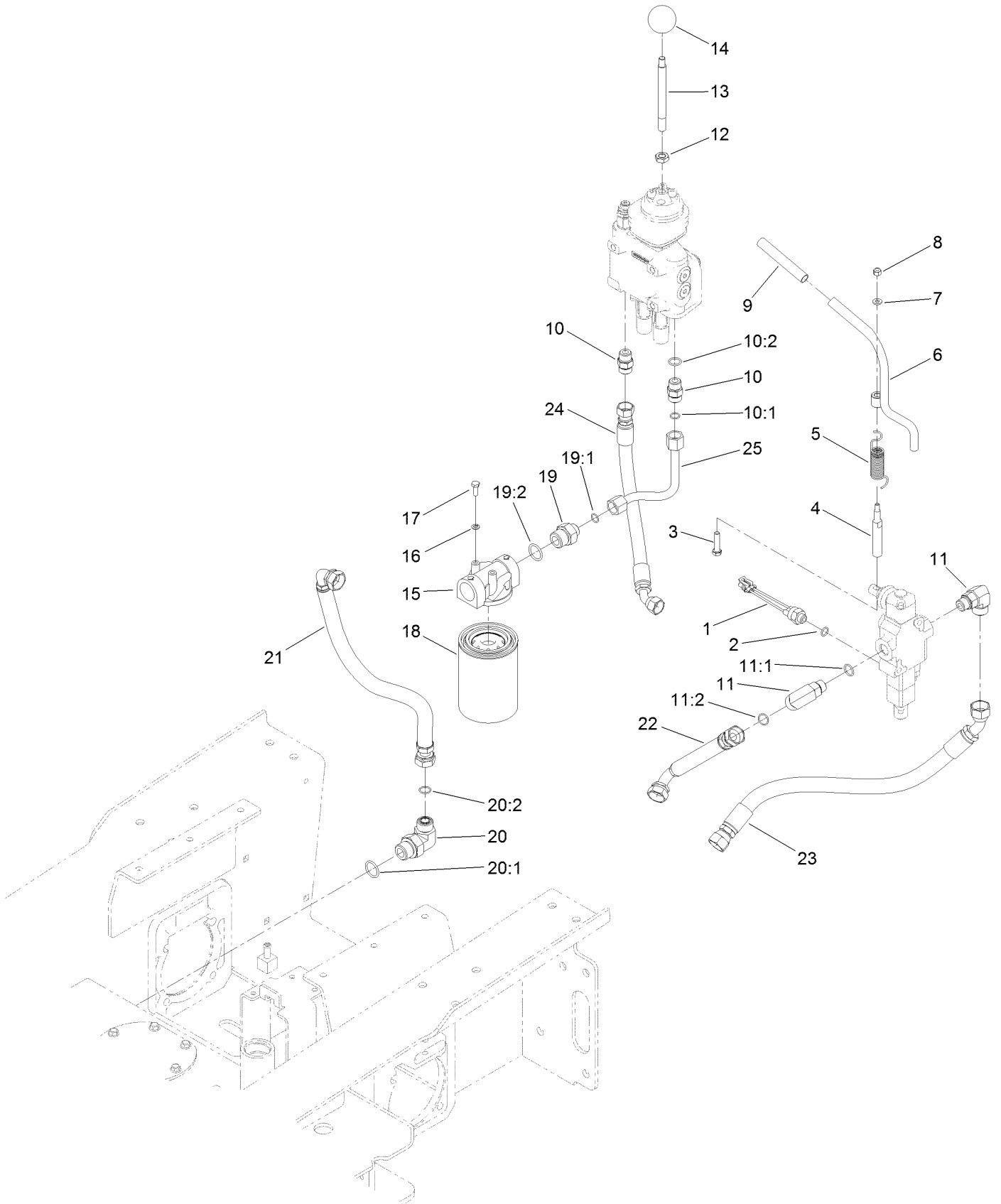
<i>Ref.</i>	<i>Part Number</i>	<i>Qty.</i>	<i>Description</i>
1	99-4390	1	Seal Kit
1:1	99-3074	4	Gasket
1:2	99-3075	8	Gasket



## Two Spool Valve Assembly No. 106-9307

Ref.	Part Number	Qty.	Description
1	106-7724	1	Joystick Kit
1:1	98-0668	3	Nut
1:2	106-7726	1	Pivot-Joystick
1:3	106-7727	1	Pin-Joystick
1:4	106-7728	1	End-Rod
1:5	42-9850	3	Washer-Lock, Spring
1:6	98-5828	3	Screw-HSH
1:7	106-7729	1	Bellow-Rubber
1:8	3290-379	1	Tie-Cable
1:9	106-7730	2	Joint-Joystick
1:10	106-7731	1	Holder-Articulated
2	106-7725	1	Seal-Joystick
13	106-7732	1	Valve Spring Kit
14	106-7733	1	Detent Spring Kit
15	106-7734	2	Valve-Relief
16	106-7735	1	Valve-Relief, Main
17	106-7736	1	Spool-Valve
18	106-7737	1	Spool-Valve
19	106-7738	2	Seal-Valve, Spool
20	106-7719	2	Seal-Valve
21	353-988	3	Plug-Hex
21:1	237-79	1	O-Ring

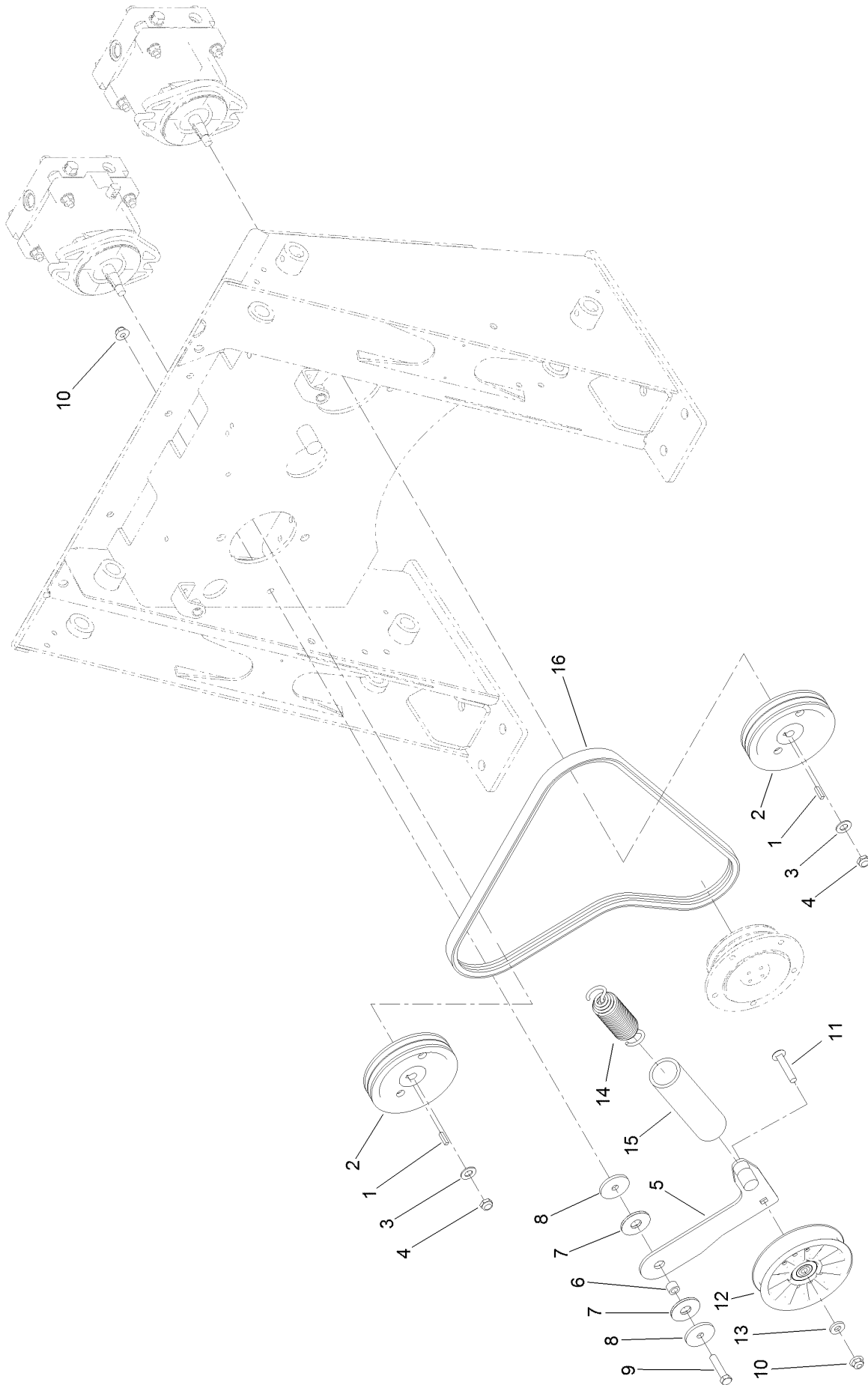
# Auxiliary Hydraulic Assembly



## Auxiliary Hydraulic Assembly (continued)

<i>Ref.</i>	<i>Part Number</i>	<i>Qty.</i>	<i>Description</i>	<i>Ref.</i>	<i>Part Number</i>	<i>Qty.</i>	<i>Description</i>
1	72-4310	1	Switch-Ball	14	233-21	1	Knob
2	237-42	1	O-Ring	15	92-5821	1	Head-Filter
3	33114-035	1	Screw-HH	16	3253-3	2	Washer-Lock
4	104-2827	1	Spacer-Hiflo	17	321-4	2	Screw-HH
5	112-2738	1	Spring-Torsion	18	86-3010	2	Filter-Oil
6	112-2739	1	Lever-Auxiliary	19	100-4240	1	Fitting-STR
7	3256-16	1	Washer-Flat	19:1	237-30	1	O-Ring
8	3296-42	1	Nut-Lock, NI	19:2	237-81	1	O-Ring
9	112-2605	1	Grip-Rubber	20	340-139	1	Fitting-Elbow 90
10	340-4	2	Fitting-Straight	20:1	237-81	1	O-Ring
10:1	237-30	1	O-Ring	20:2	237-65	1	O-Ring
10:2	237-79	1	O-Ring	21	112-2442	1	Hose-HYD
11	340-153	2	Fitting-Elbow, 90 DEG	22	112-2443	1	Hose-HYD
11:1	237-79	1	O-Ring	23	112-2561	1	Hose-HYD
11:2	237-151	1	O-Ring	24	112-2560	1	Hose-HYD
12	51-2070	1	Nut	25	106-9385	1	Tube-HYD
13	108-4675	1	Shaft-Handle, Loader				

# Drive Assembly

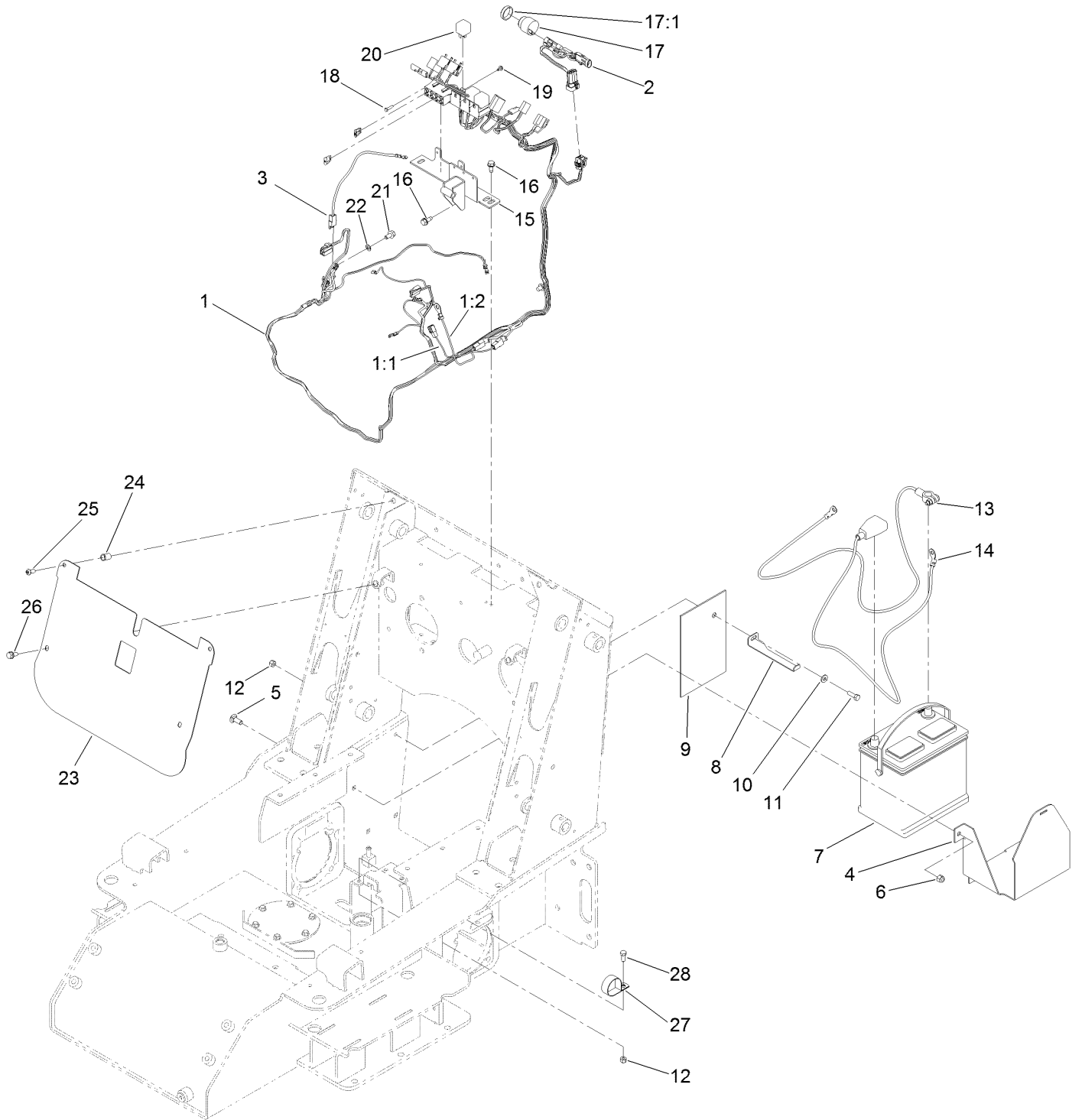




## Drive Assembly (continued)

<i>Ref.</i>	<i>Part Number</i>	<i>Qty.</i>	<i>Description</i>	<i>Ref.</i>	<i>Part Number</i>	<i>Qty.</i>	<i>Description</i>
1	3-6168	2	Key	9	323-9	1	Screw-HH
2	106-5710	2	Pulley-3V	10	104-8301	2	Nut-HF, NI
3	3256-25	2	Washer-Flat	11	117-9971	1	Bolt-Carriage
4	3296-38	2	Nut-Lock, NI	12	119-2358	1	Pulley-Idler
5	117-9968	1	Idler Arm ASM	13	43-0940	1	Spacer
6	115-4986	1	Spacer	14	105-0383	1	Spring-Extension
7	114-0463	2	Washer-Friction, Composite	15	112-2409	1	Retainer-Spring
8	115-1485	2	Washer-Plain	16	108-6262	1	V-Belt

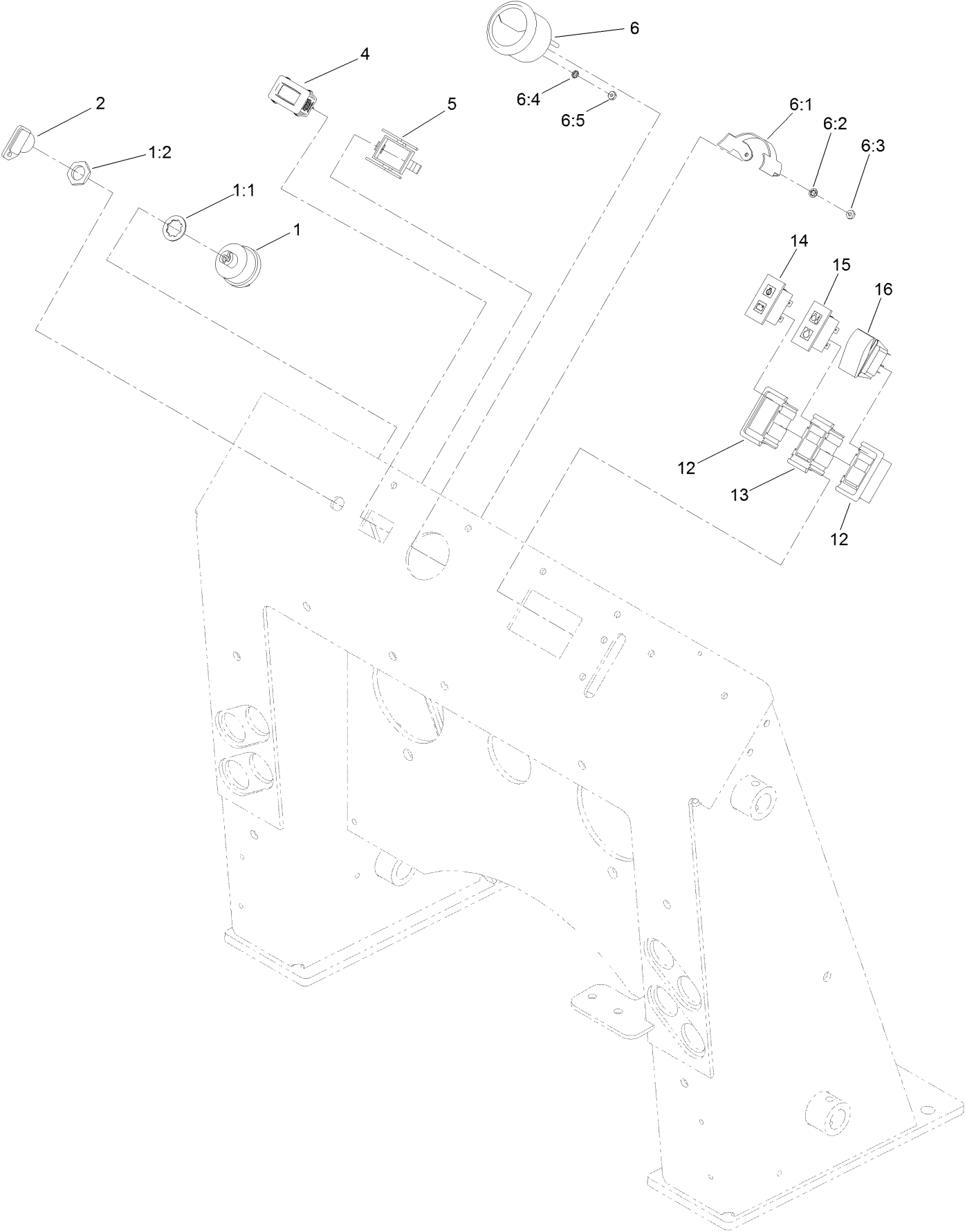
# Electrical Assembly



## Electrical Assembly (continued)

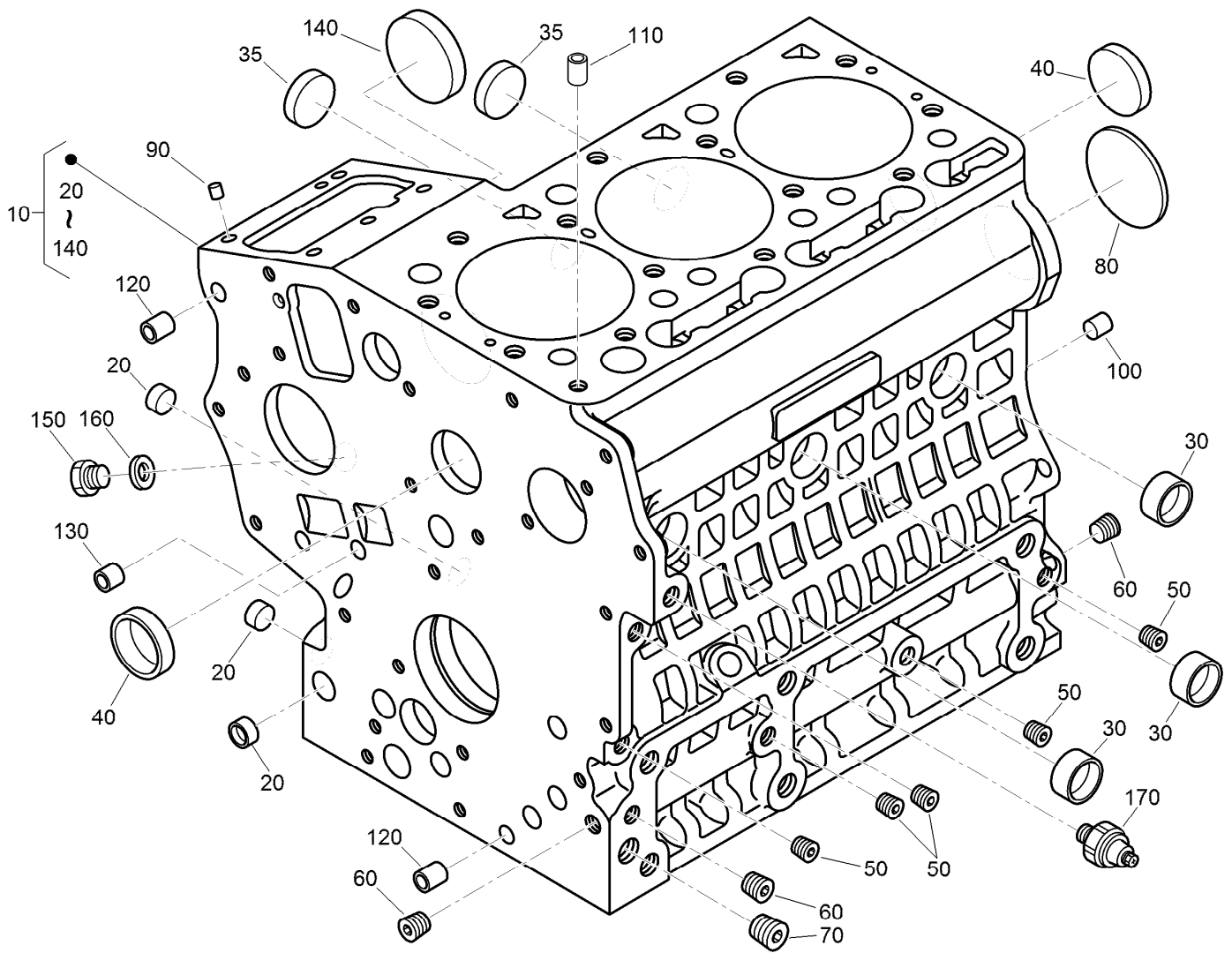
<i>Ref.</i>	<i>Part Number</i>	<i>Qty.</i>	<i>Description</i>	<i>Ref.</i>	<i>Part Number</i>	<i>Qty.</i>	<i>Description</i>
1	117-1329	1	Harness-Wire	15	108-6360-03	1	Bracket-Relay
1:1	112-2463	1	Harness-Link, Fusible	16	32144-11	3	Screw-HWH
1:2	108-6346	1	Harness-Link, Fusible (14FI)	17	80-9330	1	Audio Alarm ASM
2	115-0730	1	Harness-Wire, Neutral	17:1	104-5107	1	Nut-Plastic, Knurled
3	108-6365	1	Harness-Wire	18	32104-4	2	Screw
4	108-6274-03	1	Mount-Battery	19	104-2065	3	Screw-HWH
5	3231-2	3	Bolt-CARR	20	98-7249	3	Relay
6	3296-39	3	Nut-Lock, NI	21	33104-016	1	Screw-HHF
7	104-9979	1	Battery	22	3255-8	1	Washer-Lock
8	108-6275	1	Clamp-Battery	23	108-6225	1	Baffle-Electrical
9	108-6392	1	Guard-Battery	24	32148-8	2	Nut-Clinch
10	3256-2	1	Washer-Flat	25	3274-55	2	Screw-HSBH
11	322-5	1	Screw-HH	26	3234-5	2	Screw-HHF
12	3296-29	2	Nut-Lock, NI	27	2412-147	1	Clamp-R
13	108-6328	1	Cable-Battery, Negative	28	322-3	1	Screw-HH
14	108-6327	1	Cable-Battery, Positive				

# Fuel Gauge, Hour Meter and Ignition Assembly



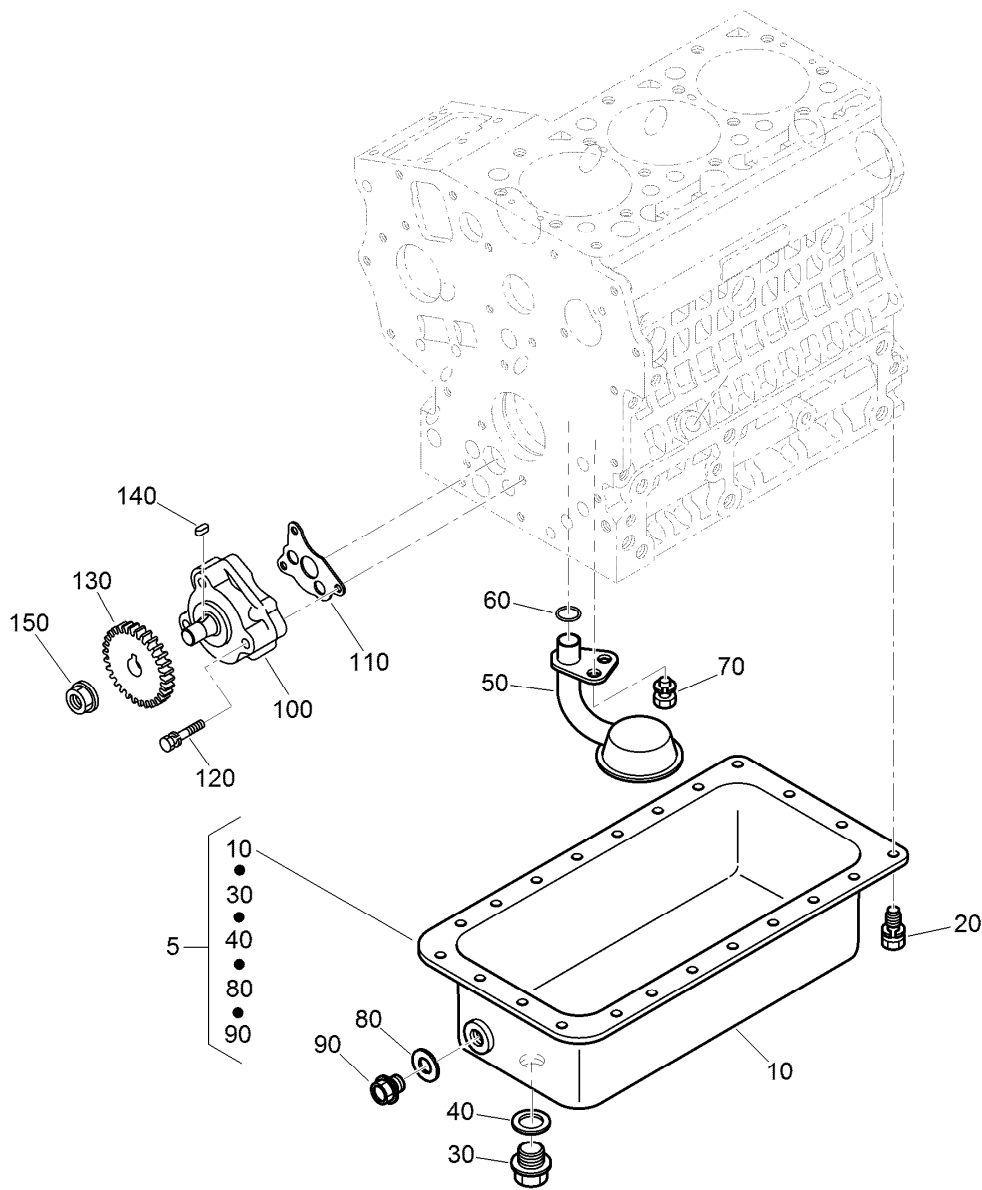
## Fuel Gauge, Hour Meter and Ignition Assembly (continued)

<i>Ref.</i>	<i>Part Number</i>	<i>Qty.</i>	<i>Description</i>	<i>Ref.</i>	<i>Part Number</i>	<i>Qty.</i>	<i>Description</i>
1	88-9830	1	Key Switch ASM	6:3	3217-27	2	Nut-Hex
1:1	3254-5	1	Washer-Lock	6:4	3255-24	3	Washer-Lock / EXT
1:2	218-461	1	Nut-HH	6:5	3217-16	3	Nut-Hex
2	63-8360	2	Key-Ignition	12	108-6325	2	Bracket-End
4	120-2244	1	Hourmeter	13	108-6326	1	Bracket-Middle
5	104-4234	1	Clip-Mounting	14	100-8070	1	Lamp-Warning
6	66-2940	1	Gauge-Fuel	15	100-8071	1	Lamp-Warning
6:1	100-6147	1	Bracket-Mounting, Gauge	16	110-0811	1	Switch-Rocker
6:2	3254-1	2	Washer-Lock, Int				On-None-(On)



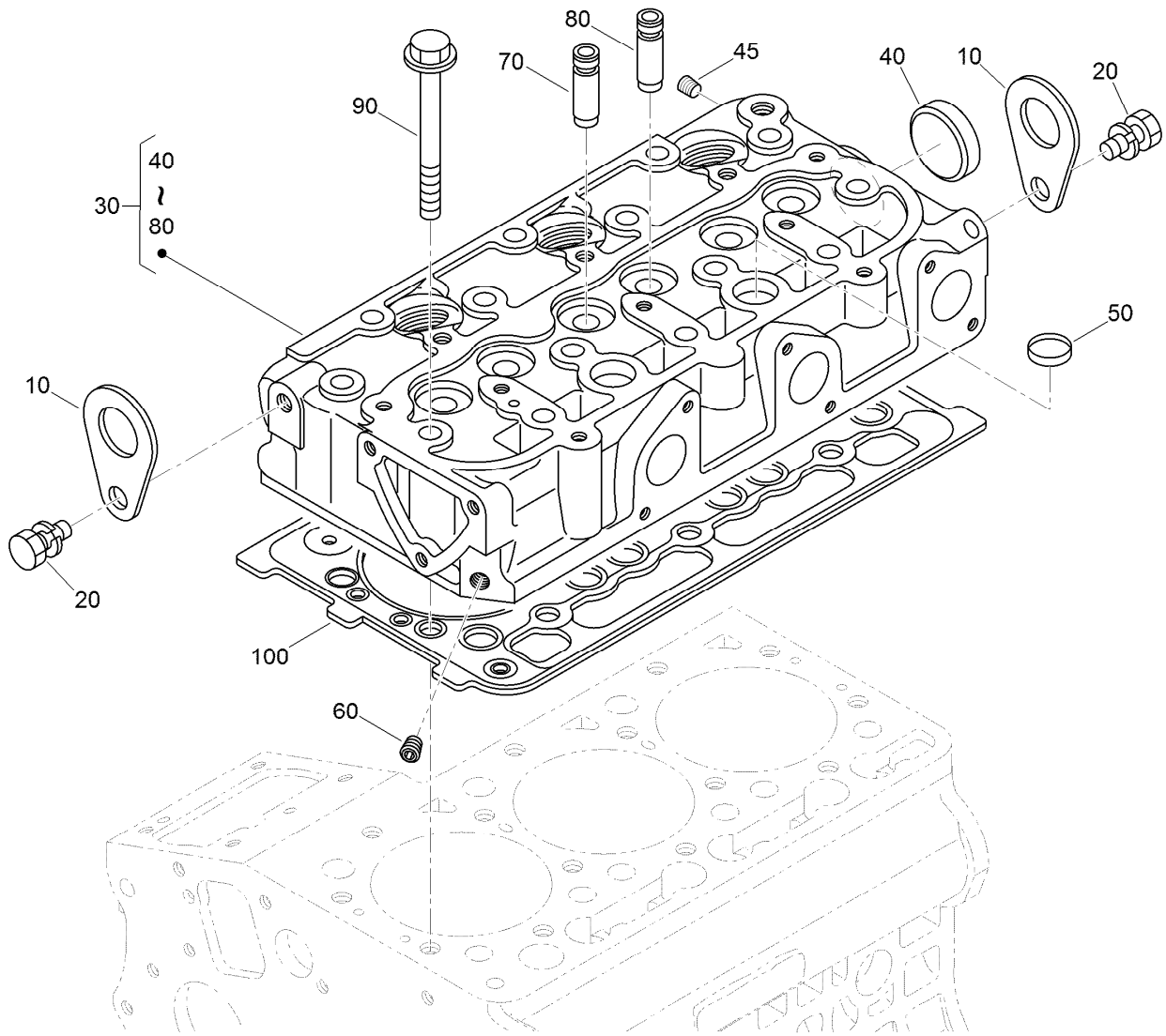
## Crankcase Assembly

<i>Ref.</i>	<i>Part Number</i>	<i>Qty.</i>	<i>Description</i>	<i>Ref.</i>	<i>Part Number</i>	<i>Qty.</i>	<i>Description</i>
10	120-3120	1	Crankcase ASM	90	98-9375	2	Pin-Straight
20	100-2019	3	Cap-Sealing	100	98-9377	2	Pin-Straight
30	100-2020	3	Cap-Sealing	110	98-7506	1	Pin-Pipe
35	110-3702	2	Cap-Sealing	120	100-2051	2	Pin-Pipe
40	98-9398	2	Cap-Sealing	130	100-2051	2	Pin-Pipe
50	98-9687	5	Plug	140	100-1991	1	Cover-Fuel, Camshaft
60	98-7487	3	Plug	150	99-3447	1	Plug
70	98-7488	1	Plug	160	112-8325	1	Washer
80	100-1851	1	Plug-Expansion	170	98-7764	1	Switch-Oil



## Oil Pan and Oil Pump Assembly

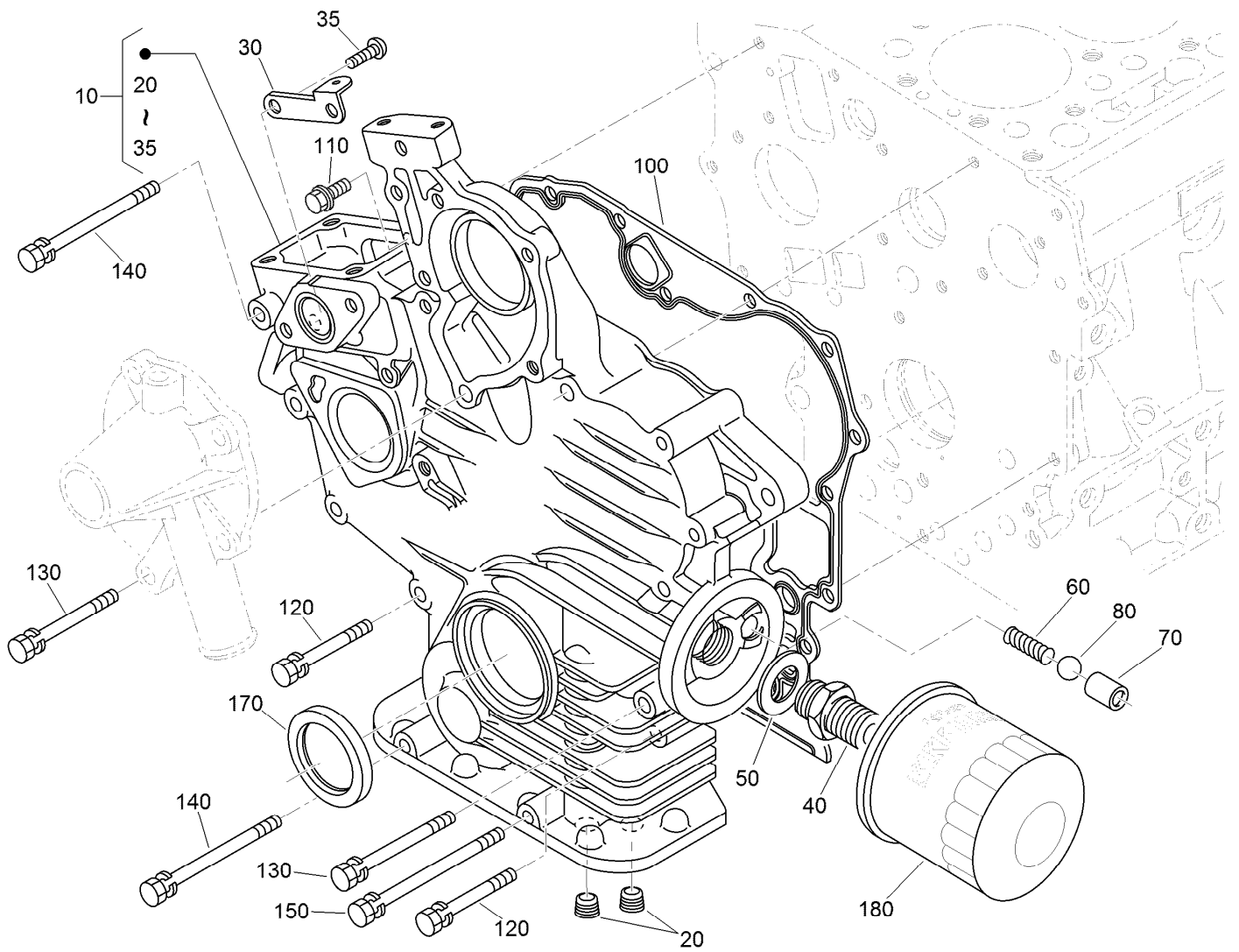
<i>Ref.</i>	<i>Part Number</i>	<i>Qty.</i>	<i>Description</i>	<i>Ref.</i>	<i>Part Number</i>	<i>Qty.</i>	<i>Description</i>
5	112-8327	1	Oil Pan Kit	80	98-7524	1	Gasket
10	112-2523	1	Pan-Oil	90	98-9686	1	Plug-Drain
20	98-9350	22	Bolt	100	100-2002	1	Oil Pump ASM
30	114-8151	1	Plug-Drain	110	100-2003	1	Gasket-Pump, Oil
40	110-9715	1	Gasket-Pan, Oil	120	100-1923	3	Bolt
50	100-2001	1	Strainer-Pickup, Oil	130	130-1419	1	Gear-Drive, Oil Pump
60	105-3776	1	O-Ring	140	98-7658	1	Key-Feather
70	100-9195	1	Bolt	150	100-1779	1	Nut-Flange



## Cylinder Head Assembly

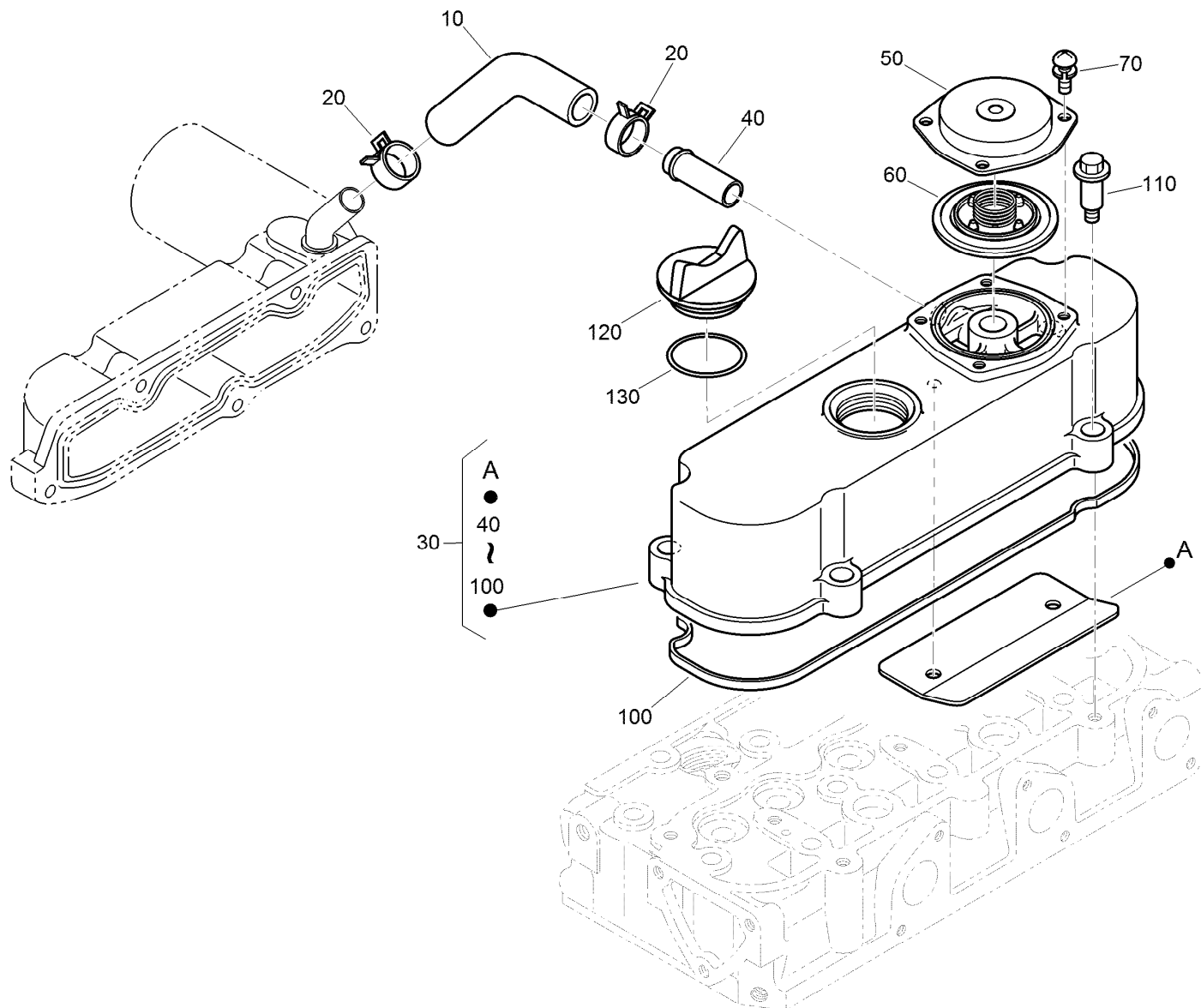
<i>Ref.</i>	<i>Part Number</i>	<i>Qty.</i>	<i>Description</i>
10	98-7531	2	Hook-Engine
20	98-7526	2	Bolt
30	130-1533	1	Cylinder Head ASM
40	105-3705	1	Cap-Sealing
45	98-9444	1	Plug
50	98-9389	2	Cap-Sealing
60	98-9687	1	Plug
70	100-1882	3	Guide-Valve, Inlet
80	100-1883	3	Guide-Valve, Exhaust
90	100-1820	14	Bolt-Head, Cylinder
100	112-2520	1	Gasket-Head, Cylinder





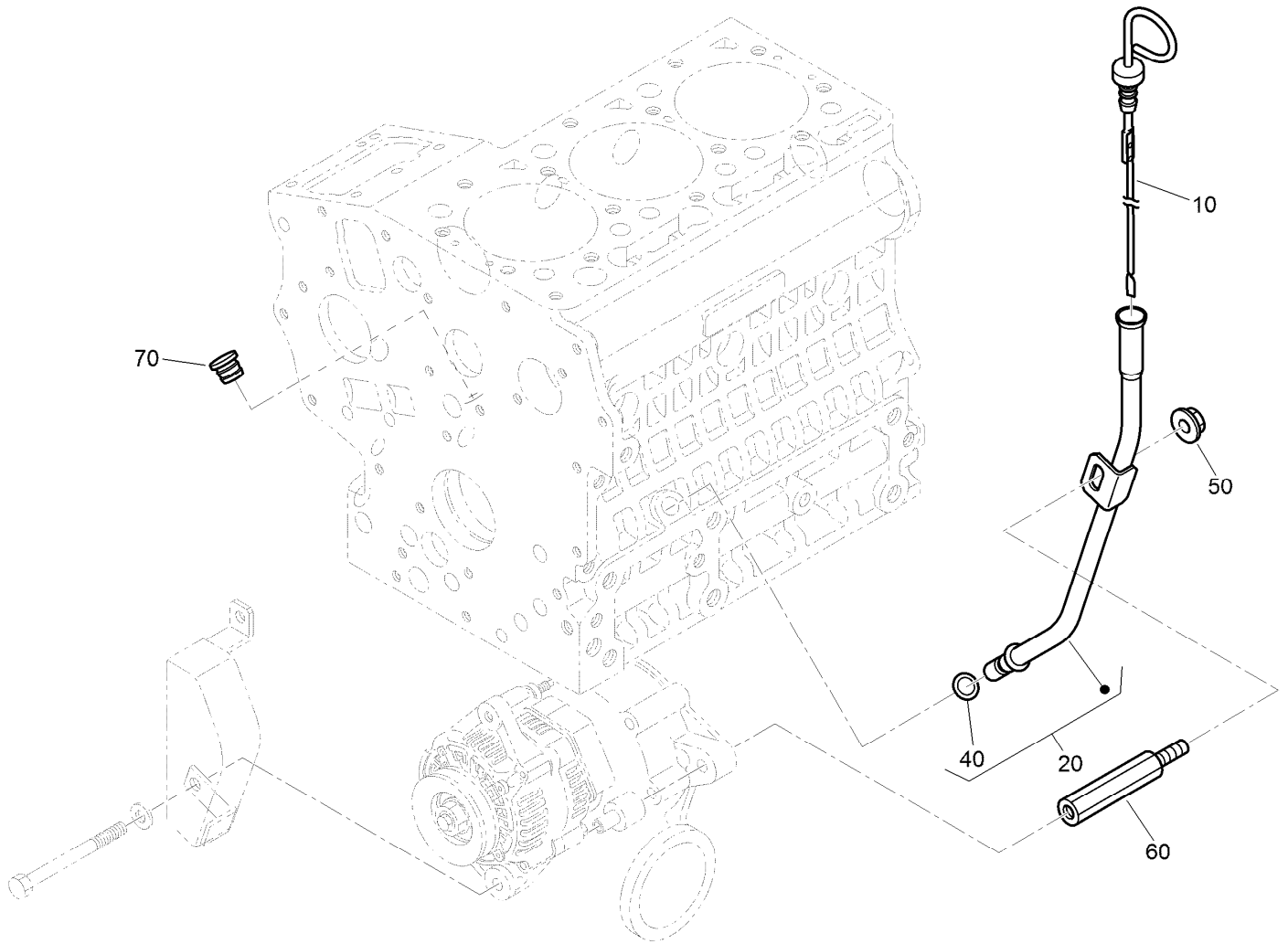
## Gear Case and Oil Filter Cartridge Assembly

<i>Ref.</i>	<i>Part Number</i>	<i>Qty.</i>	<i>Description</i>	<i>Ref.</i>	<i>Part Number</i>	<i>Qty.</i>	<i>Description</i>
10	117-1702	1	Gear Case ASM	100	117-0327	1	Gasket-Case, Gear
20	98-7488	2	Plug	110	127-0403	1	Bolt-Flange
30	110-3708	1	Stay-Spring, Start	120	125-9063	9	Bolt-Sems
35	100-2040	2	Screw	130	100-1922	2	Bolt
40	98-9388	1	Joint-Pipe	140	98-9357	2	Bolt
50	100-1926	1	Washer-Plain	150	110-3710	1	Bolt
60	100-2004	1	Spring	170	120-7852	1	Seal-Oil
70	100-1894	1	Seat-Valve	180	115-8189	1	Filter-Oil, Engine
80	100-1792	1	Ball				



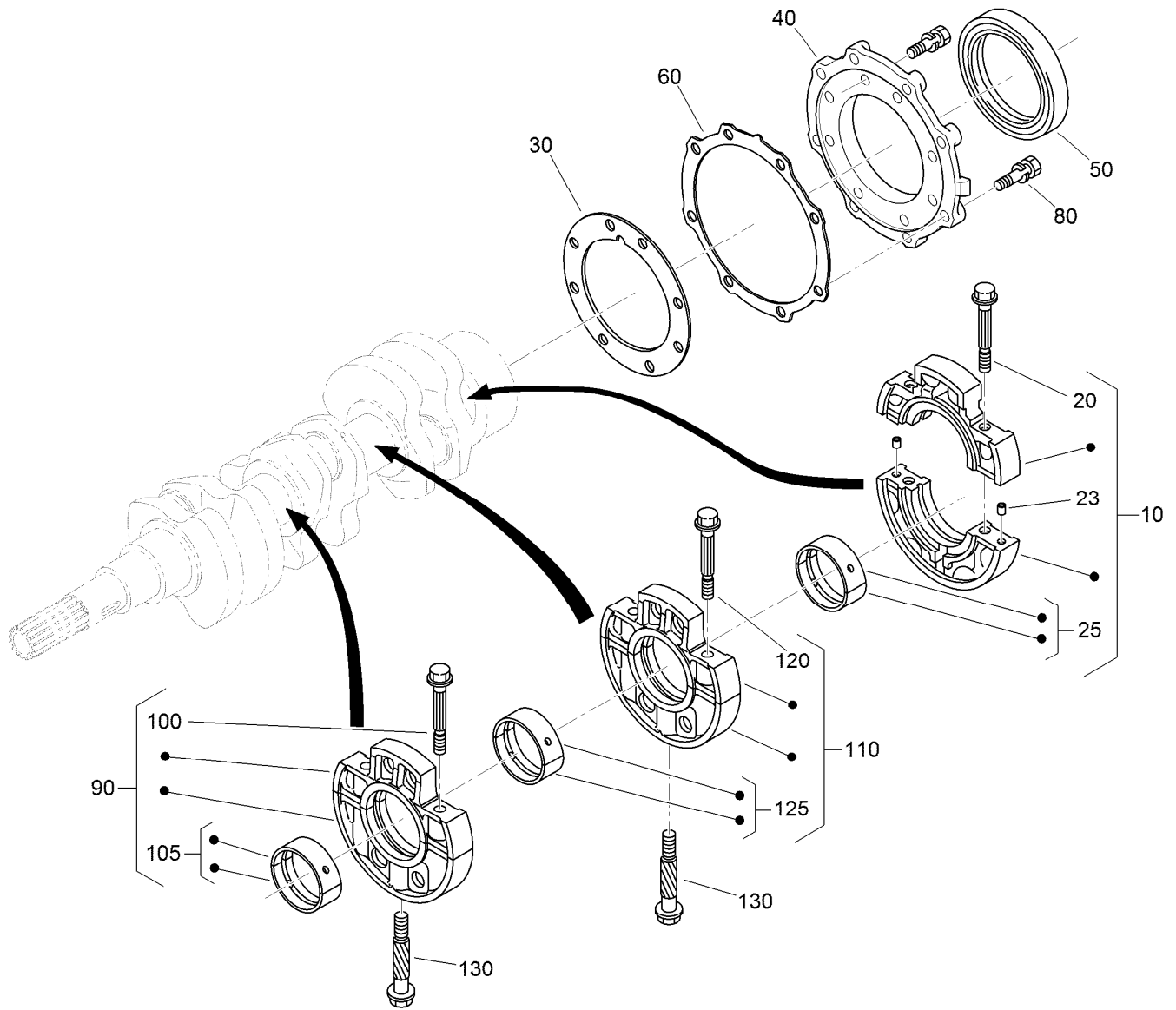
## Cylinder Head Cover Assembly

Ref.	Part Number	Qty.	Description
10	120-3139	1	Tube-Breather
20	110-3712	2	Clamp-Hose
30	112-8332	1	Cylinder Head Cover ASM
40	98-9580	1	Pipe-Return, Water
50	110-3714	1	Cover-Breather
60	110-3715	1	Valve-Breather
70	98-9364	4	Screw (With Washer)
100	112-2521	1	Gasket-Cover, Head
110	108-7063	4	Bolt
120	107-9075	1	Plug-Filler, Oil
130	99-3446	1	O-Ring



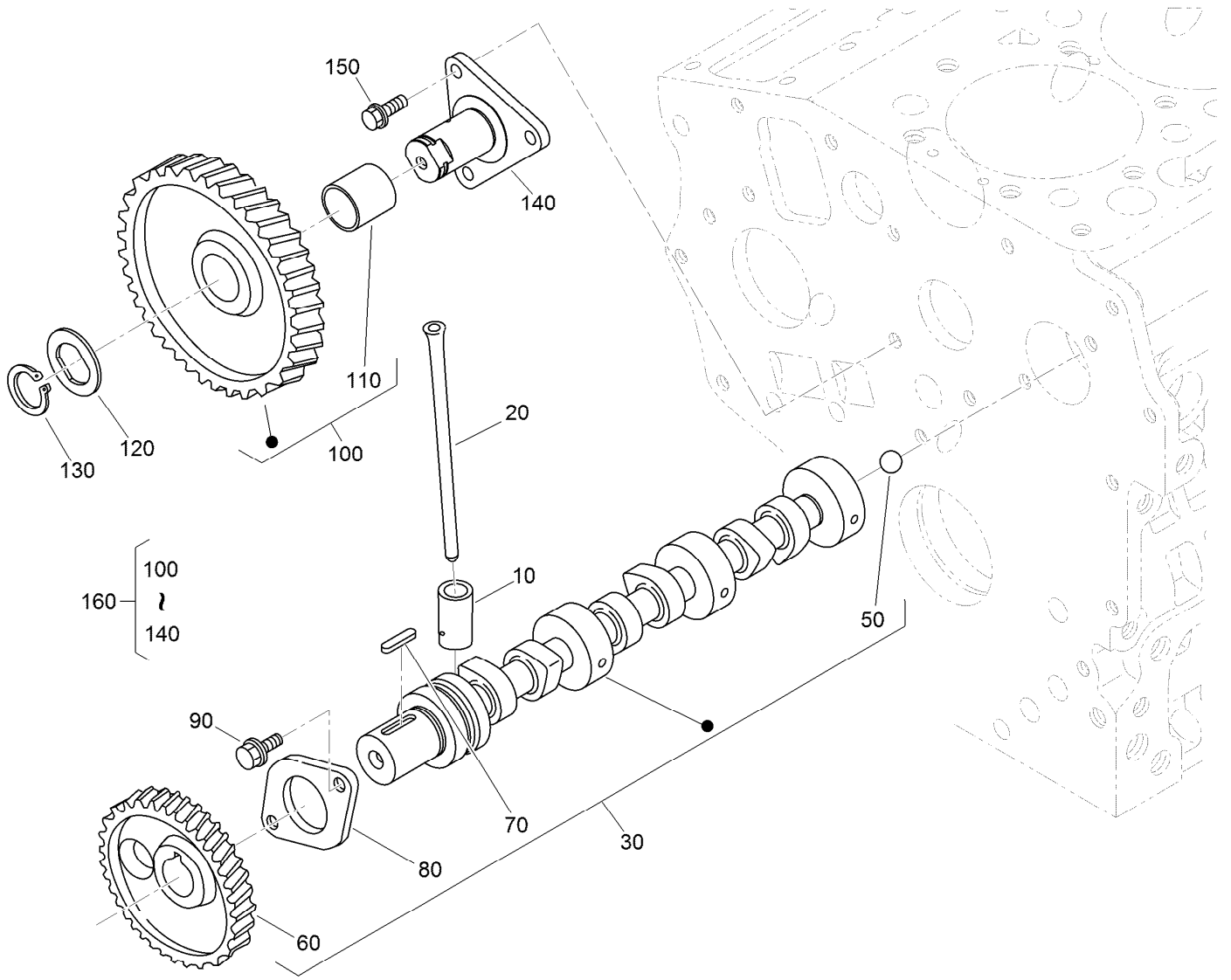
## Dipstick and Guide Assembly

<i>Ref.</i>	<i>Part Number</i>	<i>Qty.</i>	<i>Description</i>
10	112-2489	1	Gauge-Oil
20	112-2490	1	Oil Gauge Guide ASM
40	98-9722	1	O-Ring
50	112-2492	1	Nut-Flange
60	112-2493	1	Support-Guide, Gauge
70	110-3720	2	Plug-Gauge, Oil



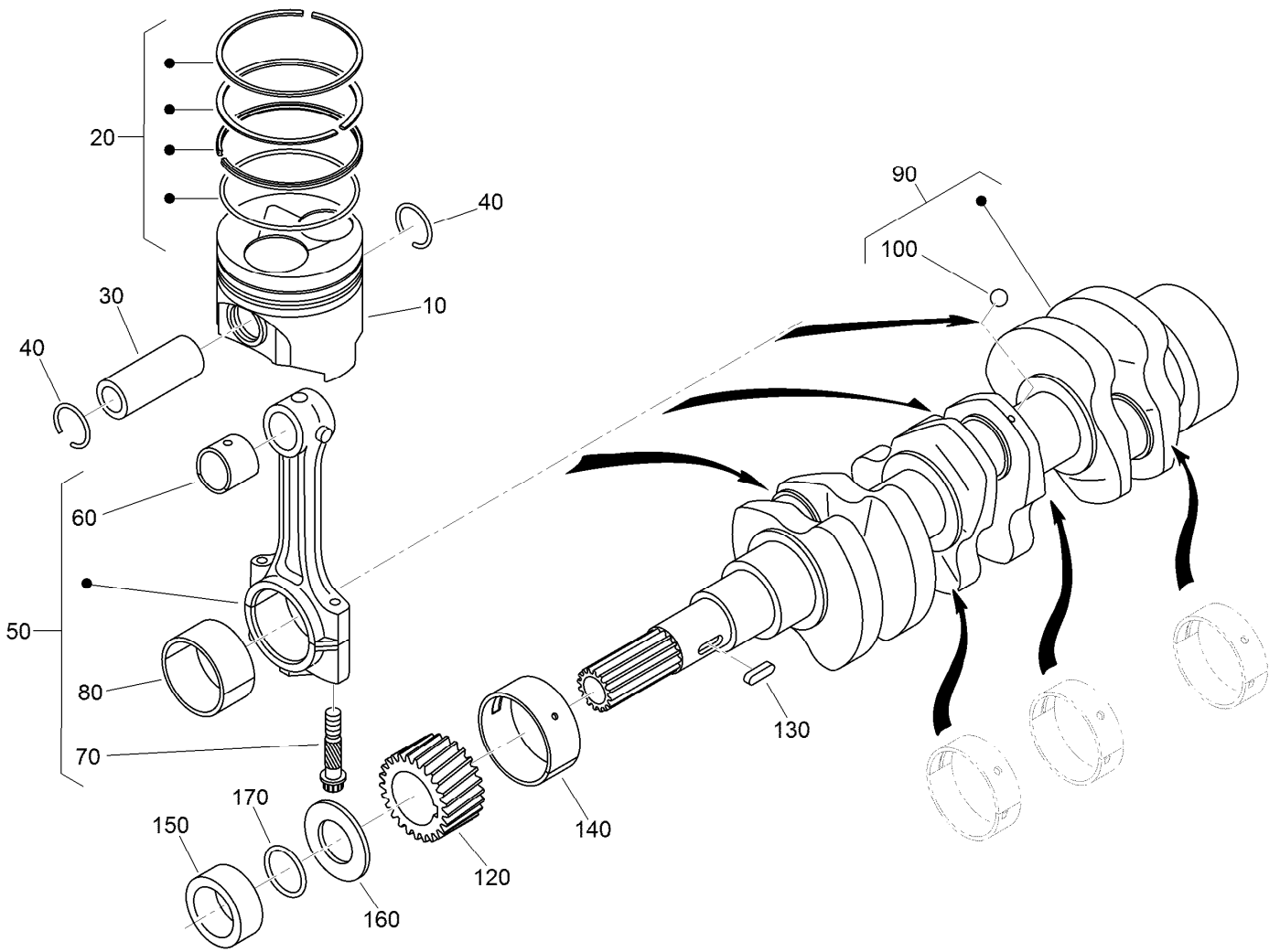
## Main Bearing Case Assembly

<i>Ref.</i>	<i>Part Number</i>	<i>Qty.</i>	<i>Description</i>	<i>Ref.</i>	<i>Part Number</i>	<i>Qty.</i>	<i>Description</i>
10	125-9064	1	Wheel Bearing Case ASM	105	110-3741	1	Crankshaft Metal ASM (STD)
20	125-9065	2	Bolt-Flange	105	125-9083	1	Crankshaft Metal ASM (-0.20Mm)
23	125-9082	2	Pin-Straight	105	110-3743	1	Crankshaft Metal ASM (-0.40Mm)
25	125-9066	1	Crankshaft Metal ASM (STD)	110	125-9069	1	Main Case Bearing ASM
25	125-9067	1	Crankshaft Metal ASM (-0.20Mm)	120	110-3723	2	Bolt-Case, Bearing
25	125-9068	1	Crankshaft Metal ASM (-0.40Mm)	125	110-3741	1	Crankshaft Metal ASM (STD)
30	117-0304	1	Gasket-Case, Bearing	125	125-9083	1	Crankshaft Metal ASM (-0.20Mm)
40	112-8334	1	Cover-Case, Bearing	125	110-3743	1	Crankshaft Metal ASM (-0.40Mm)
50	110-3724	1	Seal-Oil	130	100-1874	2	Bolt-Case, Bearing
60	100-1876	1	Gasket-Cover, Case				
80	100-1750	16	Bolt				
90	110-3725	1	Main Bearing Case ASM				
100	110-3723	2	Bolt-Case, Bearing				



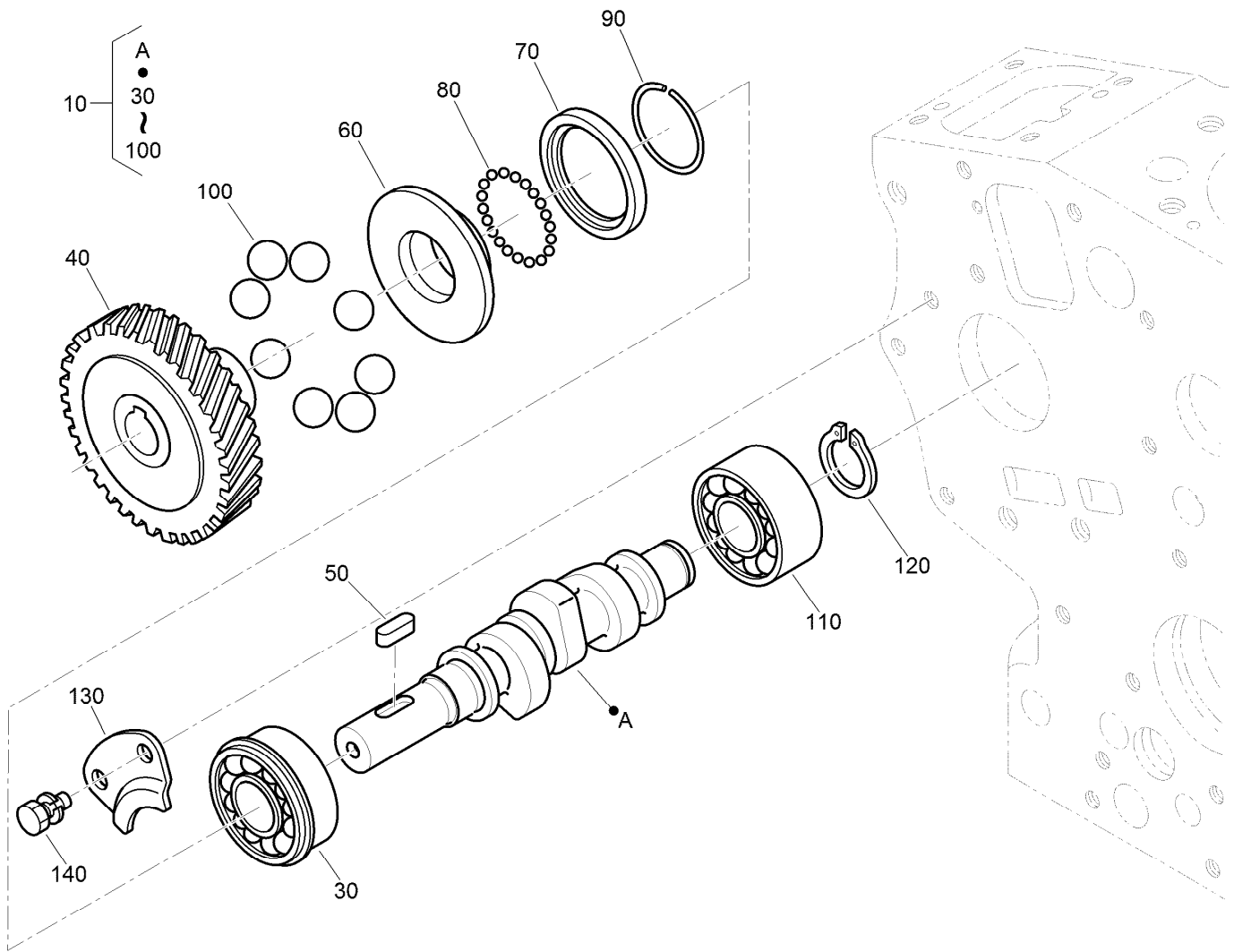
## Camshaft and Idle Gear Shaft Assembly

Ref.	Part Number	Qty.	Description
10	110-3727	6	Tappet
20	100-1989	6	Rod-Push
30	117-0305	1	Camshaft ASM
50	110-3729	1	Ball
60	130-1534	1	Gear-Cam
70	98-9378	1	Key-Feather
80	100-1887	1	Stopper-Camshaft
90	98-9350	2	Bolt
100	121-2421	1	Idle Gear ASM
110	121-2422	1	Bushing
120	100-1970	1	Collar-Gear, Idle
130	100-1969	1	Ring-Snap
140	100-1967	1	Shaft-Gear, Idle
150	100-1774	3	Bolt-Flange
160	100-2240	1	Idle Gear ASM



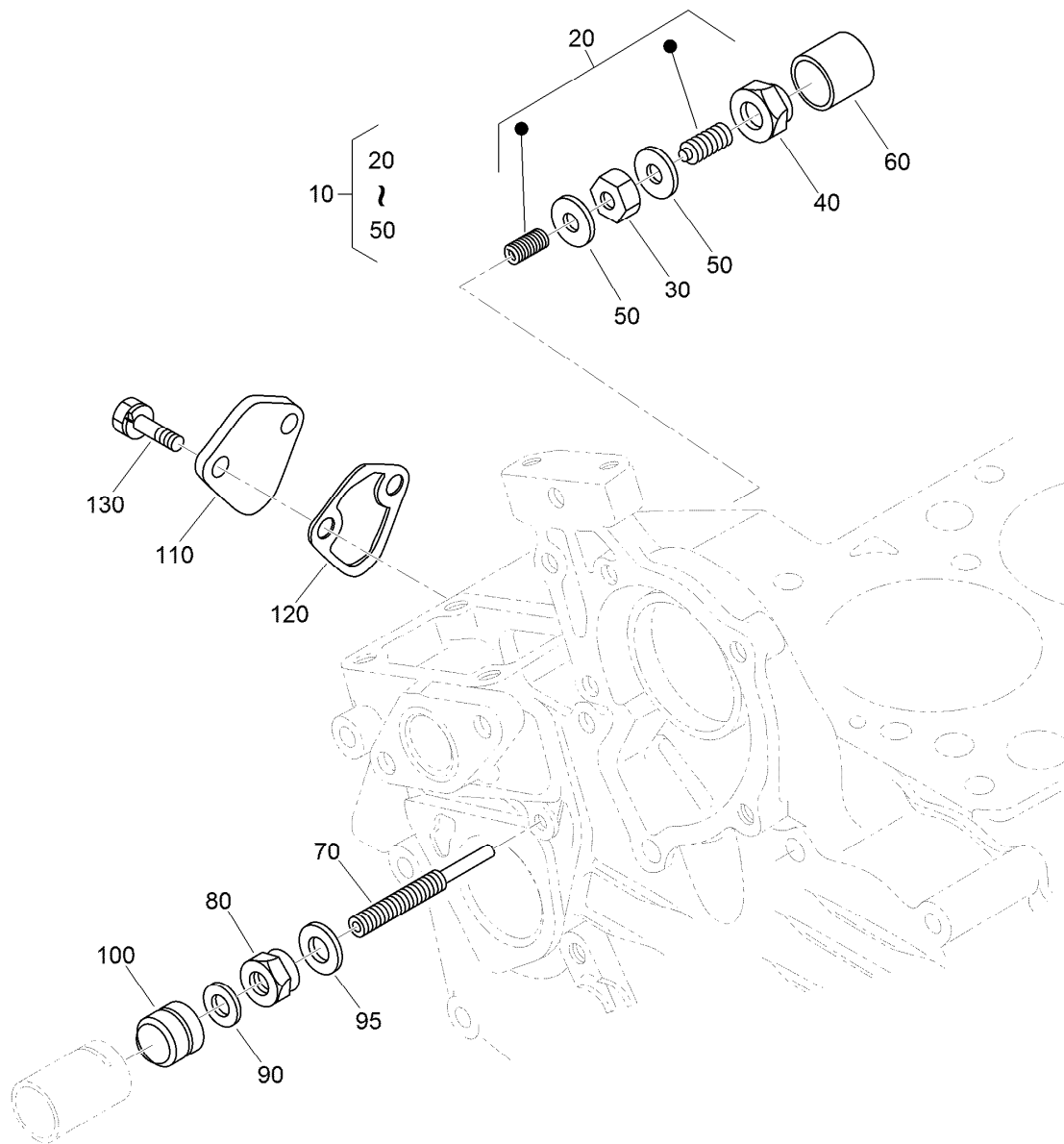
## Piston and Crankshaft Assembly

<i>Ref.</i>	<i>Part Number</i>	<i>Qty.</i>	<i>Description</i>	<i>Ref.</i>	<i>Part Number</i>	<i>Qty.</i>	<i>Description</i>
10	130-1537	3	Piston	80	121-2420	3	Metal-Crankpin (-.40Mm)
10	130-1540	3	Piston	90	117-0308	1	Crankshaft
20	130-1535	3	Piston Ring ASM	100	100-1791	3	Ball
20	130-1536	3	Piston Ring ASM	120	100-1891	1	Gear-Crankshaft
30	110-3734	3	Pin-Piston	130	100-1752	1	Key-Feather
40	100-1835	6	Circlip-Internal	140	110-3738	1	Metal-Crankshaft (STD)
50	125-9070	3	Connecting Rod ASM	140	121-2424	1	Metal-Crankshaft (-.20Mm)
60	110-3736	3	Bushing-Pin, Piston	140	121-2425	1	Metal-Crankshaft (-.40Mm)
70	100-1999	6	Bolt-Rod, Connecting	150	100-1890	1	Collar-Crankshaft
80	100-2000	3	Metal-Crankpin (STD)	160	100-1974	1	Slinger-Oil
80	121-3849	3	Metal-Crankpin (-.20Mm)	170	100-2209	1	O-Ring



## Fuel Camshaft Assembly

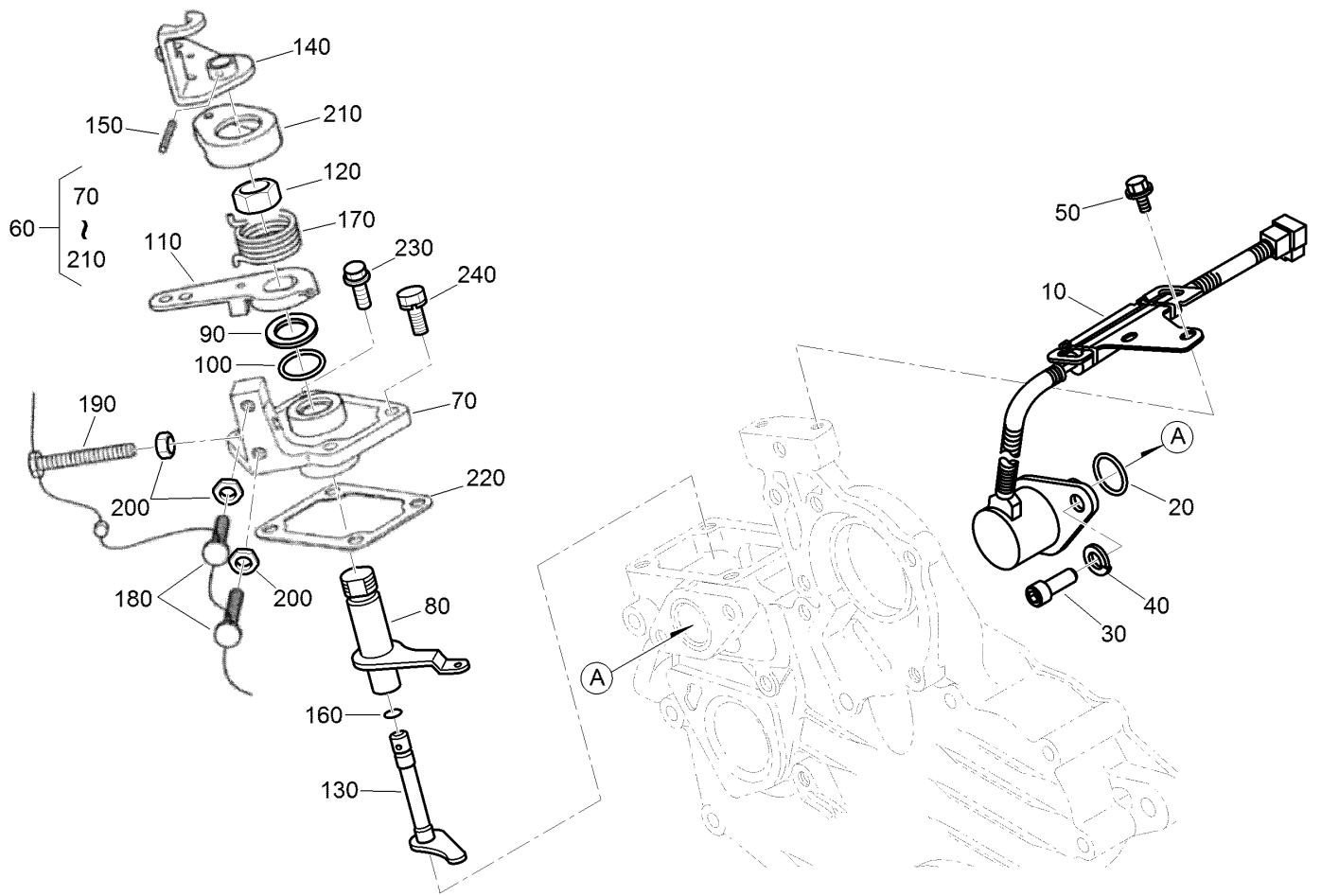
Ref.	Part Number	Qty.	Description
10	125-9075	1	Fuel Camshaft ASM
30	100-1795	1	Bearing-Ball
40	100-2006	1	Gear-Pump, Injection
50	100-1752	1	Key-Feather
60	112-8336	1	Sleeve-Governor
70	100-1904	1	Case-Ball, Governor
80	100-1790	32	Ball
90	100-1843	1	Circ-Clip
100	100-1793	8	Ball
110	110-3757	1	Bearing-Ball
120	100-1784	1	Circ-Clip, External
130	100-1888	1	Stopper-Fuel, Camshaft
140	98-9350	2	Bolt



## Idle Apparatus and Fuel Pump Cover Assembly

Ref.	Part Number	Qty.	Description
10	100-1898	1	Idle Apparatus ASM
20	100-1899	1	Adjusting Bolt ASM
30	100-1846	1	Nut
40	100-1901	1	Nut-Cap
50	98-7428	2	Gasket
60	100-1902	1	Cap
70	110-3758	1	Bolt-Adjusting
80	100-2175	1	Nut-Lock
90	98-7654	1	Gasket
95	107-9081	1	Gasket
100	99-8387	1	Nut-Cap
110	99-3514	1	Cover
120	98-9636	1	Gasket-Pump, Fuel
130	98-7692	2	Bolt

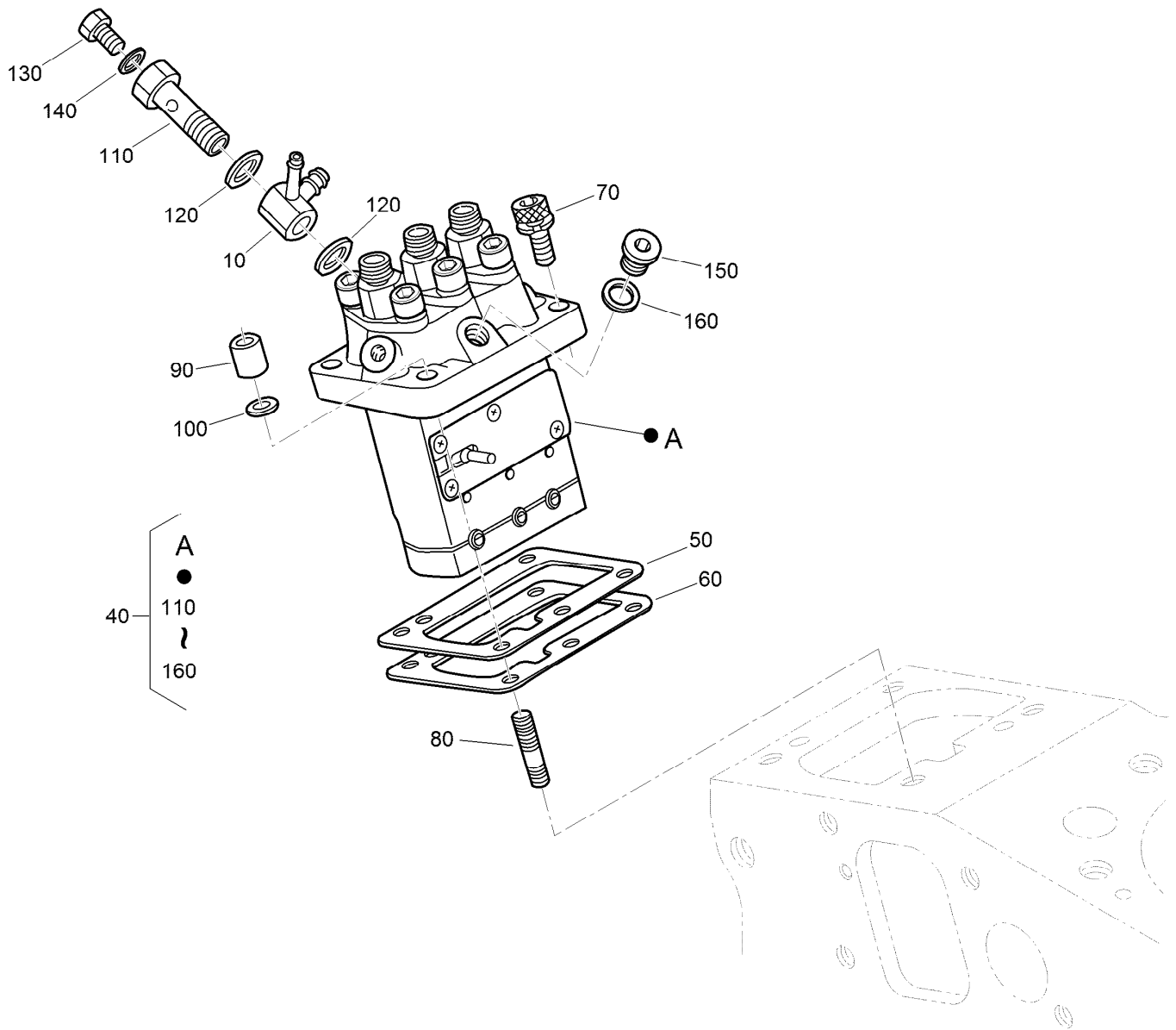




## Stop Solenoid and Speed Control Plate Assembly

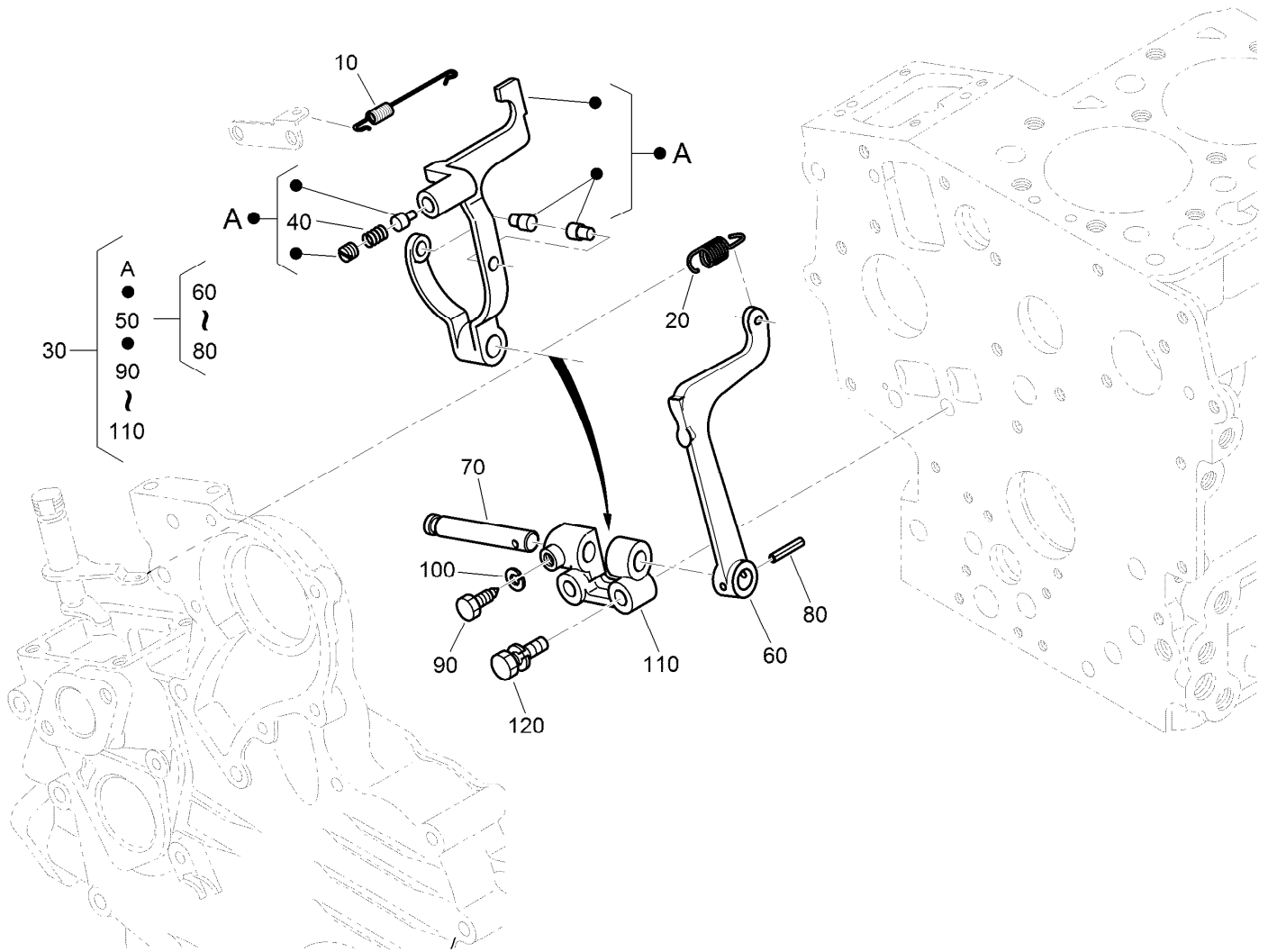
Ref.	Part Number	Qty.	Description
10	117-2719	1	Solenoid Stop ASM
20	110-3762	1	O-Ring
30	110-3763	2	Bolt-HSH
40	98-7699	2	Washer-Spring
50	100-1774	2	Bolt-Flange
60	110-3769	1	Speed Control Plate ASM
70	110-3770	1	Plate-Control, Speed
80	110-3771	1	Lever-Governor
90	110-3772	1	Collar
100	100-2208	1	O-Ring
110	110-3773	1	Lever-Control, Speed
120	110-3774	1	Nut-Control, Speed

Ref.	Part Number	Qty.	Description
130	110-3775	1	Shaft-Lever
140	110-3776	1	Lever-Stop, Engine
150	110-3777	1	Pin-Spring
160	100-2207	1	O-Ring
170	110-3778	1	Spring-Return
180	120-3133	2	Screw-Stopper
190	120-3134	1	Bolt
200	98-7572	3	Nut
210	110-3779	1	Cap
220	100-1962	1	Gasket-Plate, Control
230	127-0403	2	Bolt-Flange
240	112-2507	2	Bolt



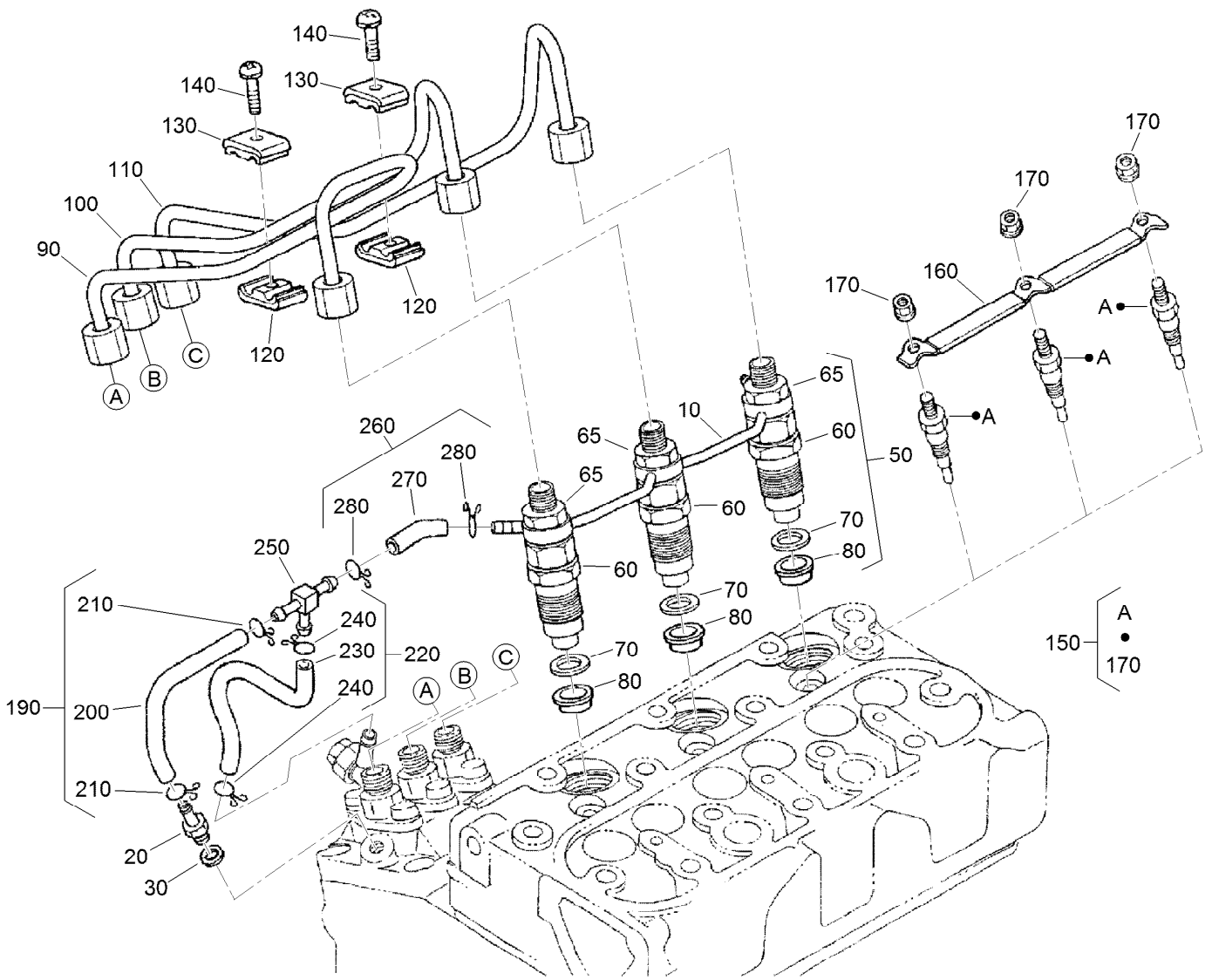
## Injection Pump Assembly

<i>Ref.</i>	<i>Part Number</i>	<i>Qty.</i>	<i>Description</i>	<i>Ref.</i>	<i>Part Number</i>	<i>Qty.</i>	<i>Description</i>
10	110-3764	1	Joint	90	98-9440	2	Nut-Cap
40	110-3765	1	Injection Pump ASM	100	98-7699	2	Washer-Spring
50	115-3045	1	Shim-Injection (0.175Mm)	110	100-1896	1	Screw-Hollow
50	98-9456	1	Shim-Injection (0.20Mm)	120	98-9445	2	Gasket
50	98-9457	1	Shim-Injection (0.25Mm)	130	98-9430	1	Screw
60	98-9458	1	Shim-Injection (0.30Mm)	140	98-9446	1	Gasket
60	115-3046	1	Shim-Injection (0.35Mm)	150	98-9466	1	Plug
70	117-7564	2	Bolt-Hex Soc HD	160	98-9451	1	Gasket
80	98-9438	2	Stud				



## Governor Assembly

Ref.	Part Number	Qty.	Description
10	110-3766	1	Spring-Start
20	110-3767	1	Spring-Governor
30	130-1368	1	Fork Lever ASM
40	117-0313	1	Spring
50	100-1905	1	Fork Lever ASM
60	100-1907	1	Lever-Fork
70	100-1908	1	Shaft-Lever, Fork
80	100-1751	1	Pin-Spring
90	100-1845	1	Bolt
100	127-0408	1	Washer-Lock, Spring
110	100-1909	1	Holder-Lever, Fork
120	100-1763	2	Bolt



## Nozzle Holder and Glow Plug Assembly

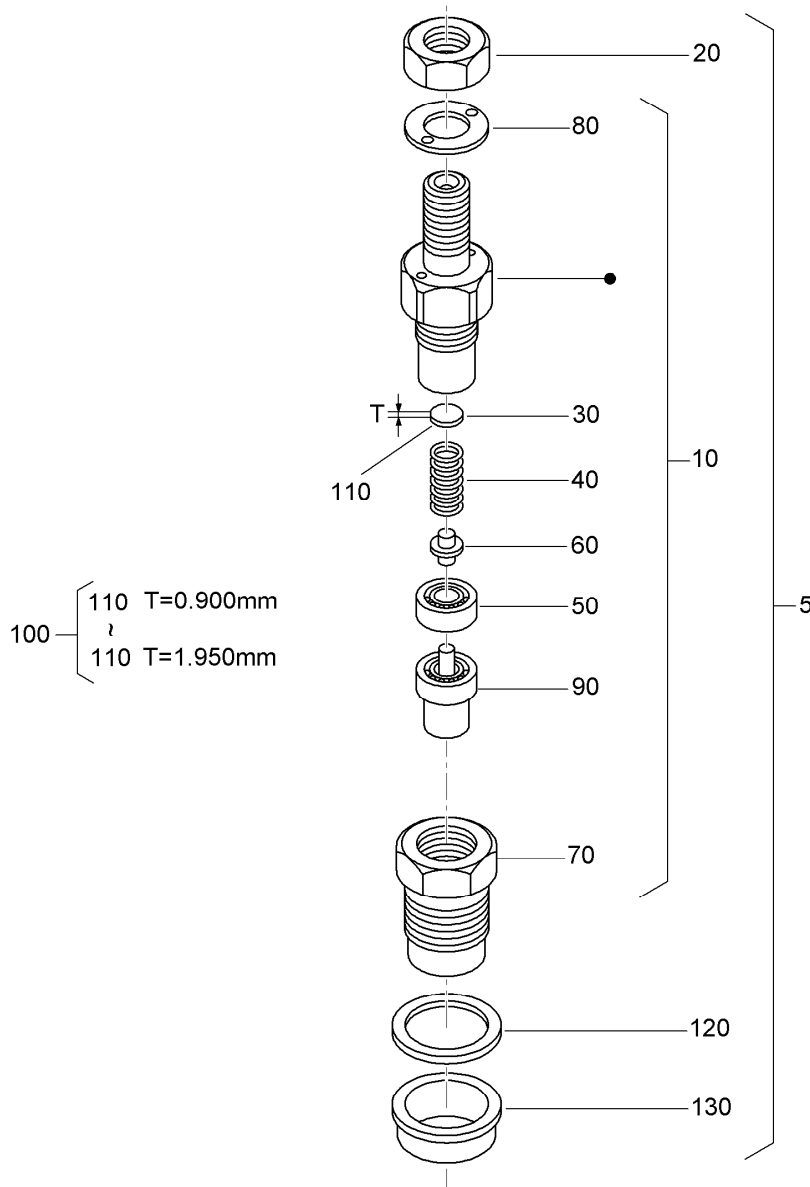
Ref.	Part Number	Qty.	Description
10	110-3780	1	Over Flow Pipe ASM
20	98-9431	1	Screw-Bleeder, Air
30	98-7654	1	Gasket
50	130-1305	3	Nozzle Holder Kit
60	130-1303	3	Nozzle Holder ASM
65	121-2411	3	Nut
70	98-7676	3	Gasket
80	98-7677	3	Seal-Heat
90	130-1522	1	Pipe-Injection
100	130-1523	1	Pipe-Injection
110	130-1541	1	Pipe-Injection
120	98-7682	2	Clamp-Pipe
130	98-7683	2	Clamp-Pipe
140	98-7684	2	Screw (W/Washer)

Ref.	Part Number	Qty.	Description
150	130-1411	3	Plug-Glow
160	110-3784	1	Cord-Plug, Glow
170	99-8377	3	Nut-Flange
190	110-3785	1	Fuel Tube ASM
200	110-3786	1	Tube-Fuel
210	98-7671	2	Clip-Pipe
220	110-3787	1	Fuel Tube ASM
230	110-3788	1	Tube-Fuel
240	98-7671	2	Clip-Pipe
250	112-8338	1	Pipe-Joint, T
260	110-3790	1	Fuel Tube ASM
270	110-3791	1	Tube-Fuel
280	98-7671	2	Clip-Pipe



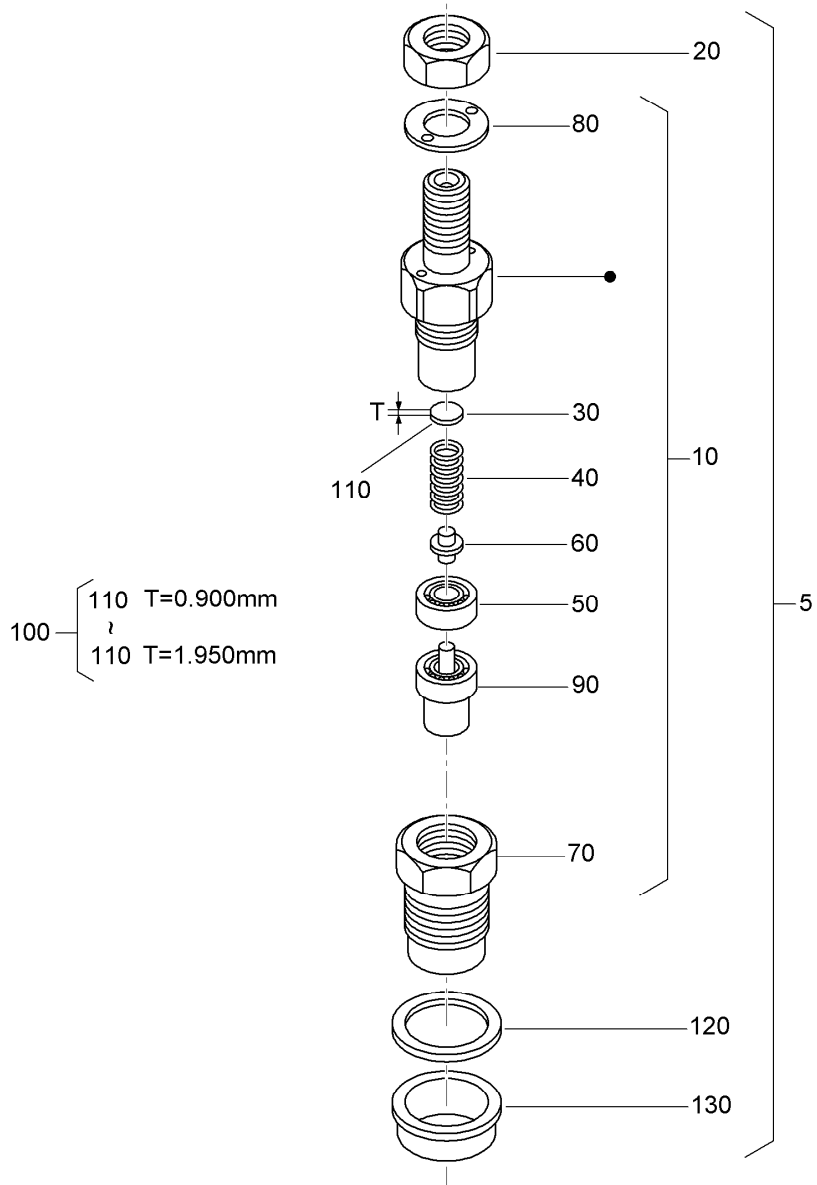
## Nozzle Holder Assembly

Ref.	Part Number	Qty.	Description	Ref.	Part Number	Qty.	Description
5	130-1305	3	Nozzle Holder Kit	110	98-7845	3	Washer-Adjusting (1.025Mm)
10	130-1303	3	Nozzle Holder ASM	110	98-7846	3	Washer-Adjusting (1.050Mm)
20	121-2411	3	Nut	110	98-7847	3	Washer-Adjusting (1.075Mm)
30	99-8302	3	Washer-Adjusting	110	98-7848	3	Washer-Adjusting (1.100Mm)
40	99-8303	3	Spring-Nozzle	110	98-7849	3	Washer-Adjusting (1.125Mm)
50	99-8304	3	Spacer-Distance	110	98-7850	3	Washer-Adjusting (1.150Mm)
60	99-8305	3	Rod-Push	110	98-7851	3	Washer-Adjusting (1.175Mm)
70	130-1304	3	Nut-Nozzle	110	98-7852	3	Washer-Adjusting (1.200Mm)
80	99-8307	3	Washer-Plain	110	98-7853	3	Washer-Adjusting (1.225Mm)
90	130-1497	3	Nozzle-Piece	110	98-7854	3	Washer-Adjusting (1.250Mm)
100	98-9448	3	Adjusting Washer ASM				
110	98-7642	3	Washer-Adjusting (0.900Mm)				
110	98-7841	3	Washer-Adjusting (0.925Mm)				
110	98-7842	3	Washer-Adjusting (0.950Mm)				
110	98-7843	3	Washer-Adjusting (0.975Mm)				
110	98-7844	3	Washer-Adjusting (1.000Mm)				



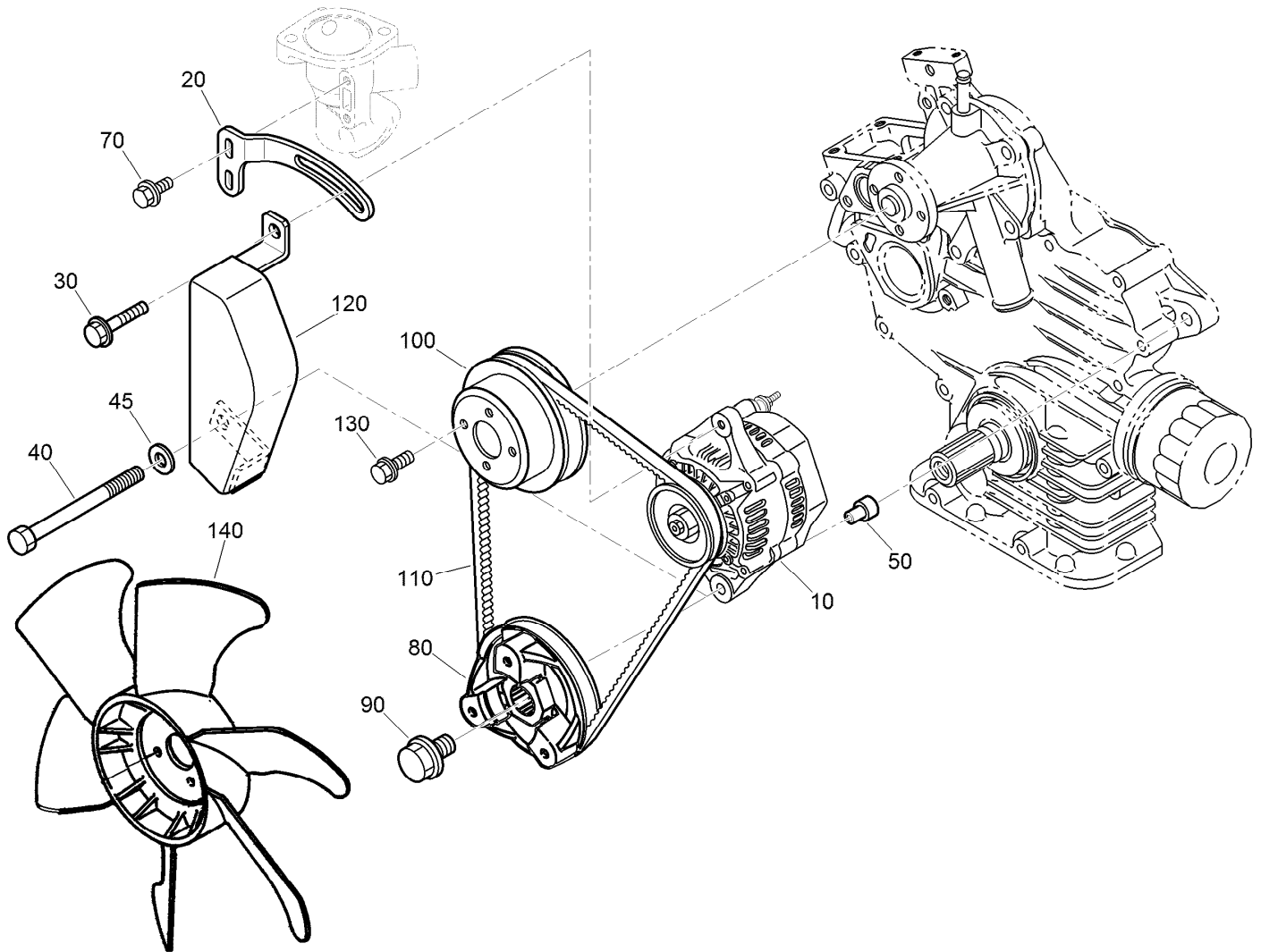
## Nozzle Holder Assembly (continued)

<i>Ref.</i>	<i>Part Number</i>	<i>Qty.</i>	<i>Description</i>	<i>Ref.</i>	<i>Part Number</i>	<i>Qty.</i>	<i>Description</i>
110	98-7855	3	Washer-Adjusting (1.275Mm)	110	98-7865	3	Washer-Adjusting (1.525Mm)
110	98-7856	3	Washer-Adjusting (1.300Mm)	110	98-7866	3	Washer-Adjusting (1.550Mm)
110	98-7857	3	Washer-Adjusting (1.325Mm)	110	98-7867	3	Washer-Adjusting (1.575Mm)
110	98-7858	3	Washer-Adjusting (1.350Mm)	110	98-7868	3	Washer-Adjusting (1.600Mm)
110	98-7859	3	Washer-Adjusting (1.375Mm)	110	98-7869	3	Washer-Adjusting (1.625Mm)
110	98-7860	3	Washer-Adjusting (1.400Mm)	110	98-7870	3	Washer-Adjusting (1.650Mm)
110	98-7861	3	Washer-Adjusting (1.425Mm)	110	98-7871	3	Washer-Adjusting (1.675Mm)
110	98-7862	3	Washer-Adjusting (1.450Mm)	110	98-7872	3	Washer-Adjusting (1.700Mm)
110	98-7863	3	Washer-Adjusting (1.475Mm)	110	98-7873	3	Washer-Adjusting (1.725Mm)
110	98-7864	3	Washer-Adjusting (1.500Mm)	110	98-7874	3	Washer-Adjusting (1.750Mm)



## Nozzle Holder Assembly (continued)

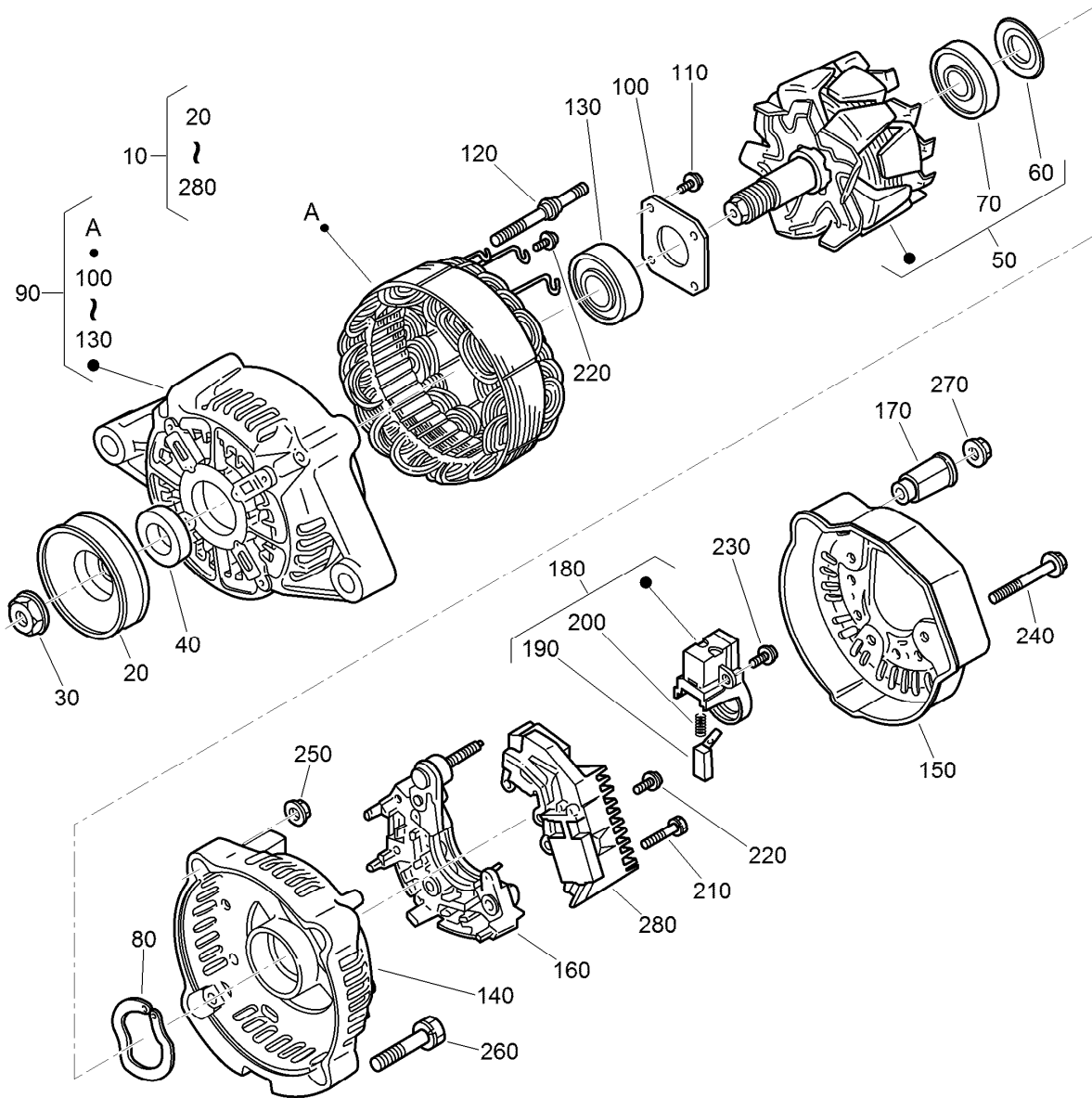
<i>Ref.</i>	<i>Part Number</i>	<i>Qty.</i>	<i>Description</i>	<i>Ref.</i>	<i>Part Number</i>	<i>Qty.</i>	<i>Description</i>
110	98-7875	3	Washer-Adjusting (1.775Mm)	110	98-7880	3	Washer-Adjusting (1.900Mm)
110	98-7876	3	Washer-Adjusting (1.800Mm)	110	98-7881	3	Washer-Adjusting (1.925Mm)
110	98-7877	3	Washer-Adjusting (1.825Mm)	110	98-7882	3	Washer-Adjusting (1.950Mm)
110	98-7878	3	Washer-Adjusting (1.850Mm)	120	98-7676	3	Gasket
110	98-7879	3	Washer-Adjusting (1.875Mm)	130	98-7677	3	Seal-Heat



## Alternator, Pulley and Fan Assembly

<i>Ref.</i>	<i>Part Number</i>	<i>Qty.</i>	<i>Description</i>
10	98-9474	1	Alternator ASM
20	110-3792	1	Stay-Alternator
30	121-3800	1	Bolt-Sems
40	98-7556	1	Bolt
45	120-5832	1	Washer-Plain
50	110-3794	1	Collar
70	98-7692	2	Bolt
80	112-2510	1	Pulley-Drive, Fan
90	100-1978	1	Bolt
100	100-1921	1	Pulley-Fan
110	112-2511	1	Belt
120	110-3797	1	Cover
130	99-8363	4	Bolt-Flange
140	112-2513	1	Fan

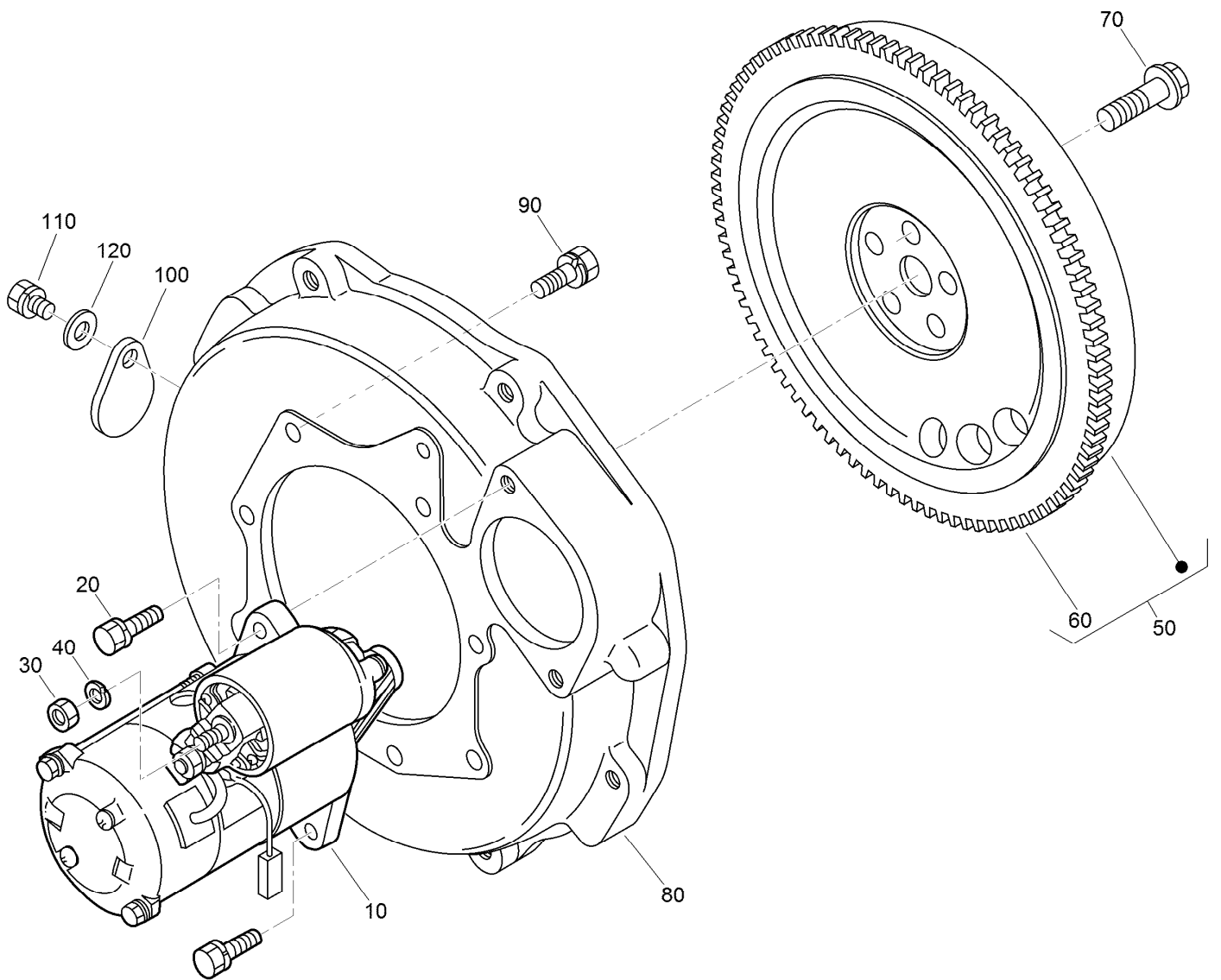




## Alternator Components Assembly

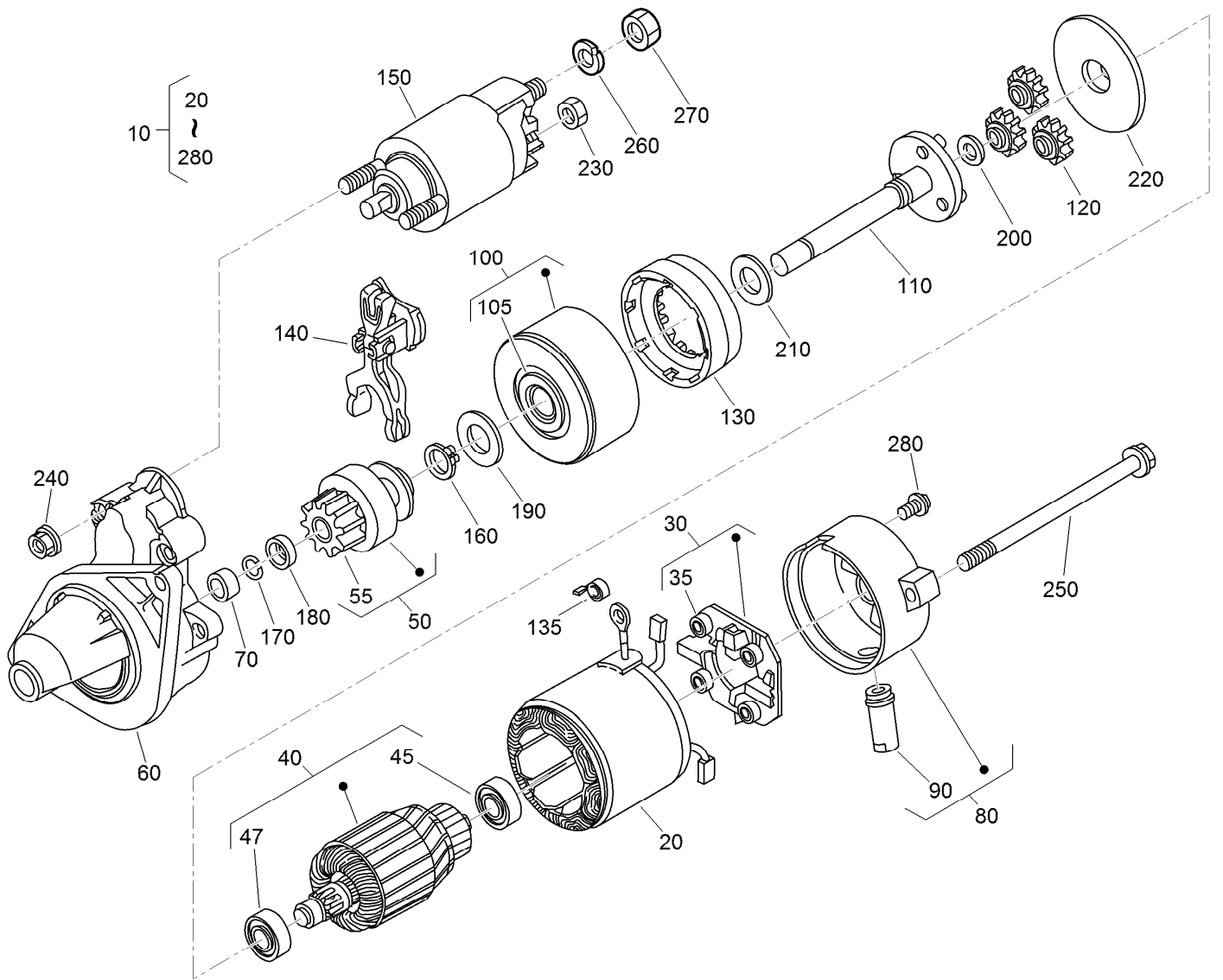
Ref.	Part Number	Qty.	Description
10	98-9474	1	Alternator ASM
20	98-9453	1	Pulley-Dynamo
30	98-7708	1	Nut
40	98-7709	1	Collar
50	107-0136	1	Rotor ASM
60	98-7711	1	Cover-Bearing
70	107-0138	1	Bearing-Ball
80	98-7713	1	Washer-Thrust
90	107-0139	1	Drive End Frame ASM
100	98-7715	1	Plate-Retainer
110	98-7716	4	Screw-Head, Round
120	98-7717	2	Bolt-Through
130	133-2811	1	Bearing
140	107-9087	1	Frame-End

Ref.	Part Number	Qty.	Description
150	107-0140	1	Cover-End
160	127-1612	1	Rectifier ASM
170	98-7722	1	Bushing-Insulation
180	107-0141	1	Brush Holder ASM
190	98-7724	2	Brush
200	98-7725	2	Spring-Brush
210	98-7726	2	Screw-Head, Round
220	98-7727	6	Screw-Head, Round
230	98-7728	1	Screw-Head, Round
240	98-7729	3	Bolt
250	98-7730	2	Nut
260	98-7731	2	Bolt
270	98-7732	1	Nut
280	110-3799	1	Regulator ASM



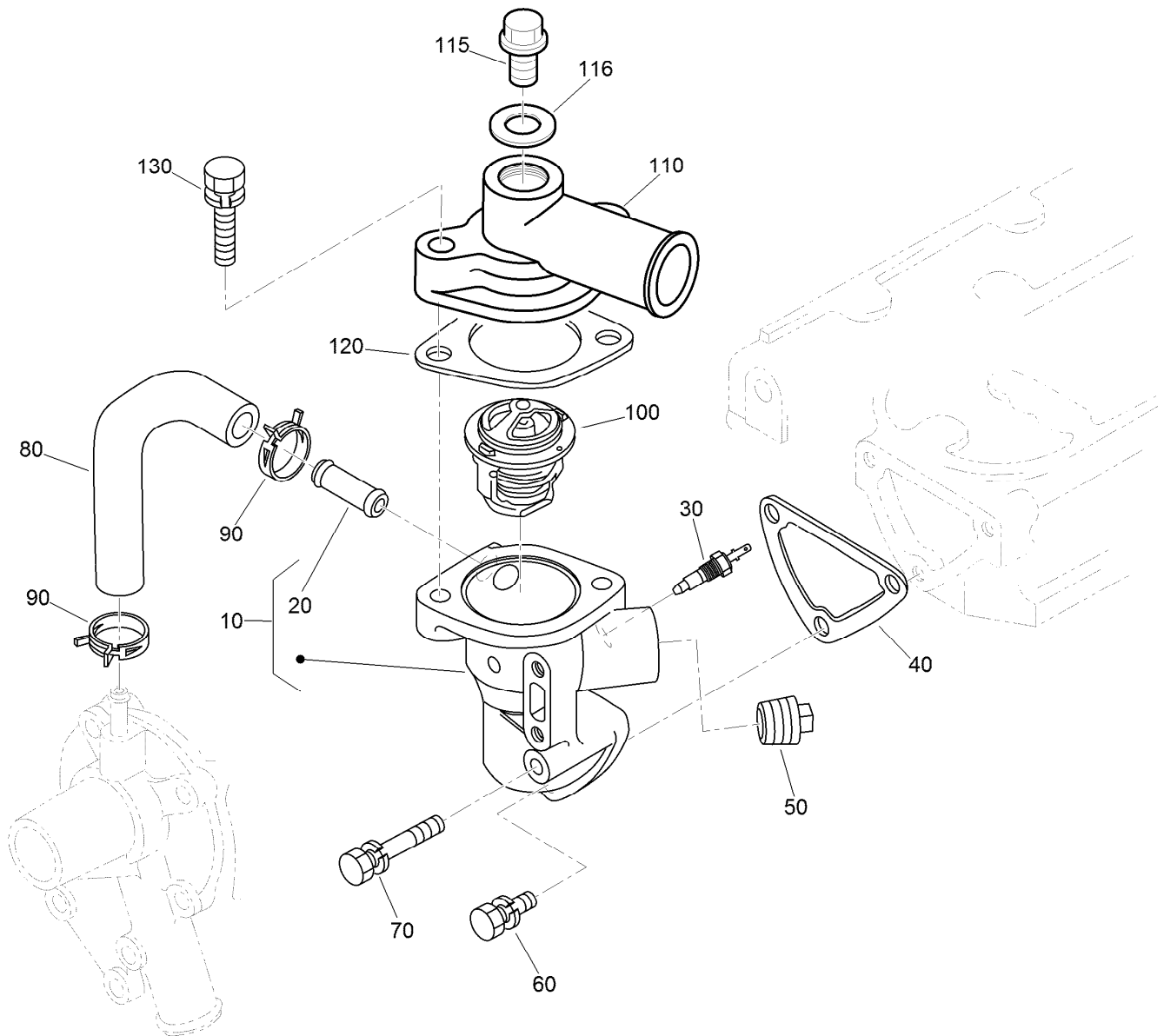
## Starter and Flywheel Assembly

Ref.	Part Number	Qty.	Description
10	100-2179	1	Starter ASM
20	98-7438	2	Bolt
30	98-7534	1	Nut
40	105-2893	1	Washer-Spring
50	130-1496	1	Flywheel ASM
60	127-1604	1	Gear-Ring
70	100-1930	5	Bolt-Flywheel
80	117-1703	1	Housing-Flywheel
90	98-9359	8	Bolt
100	100-2177	1	Cover
110	100-9195	1	Bolt
120	120-5832	1	Washer-Plain



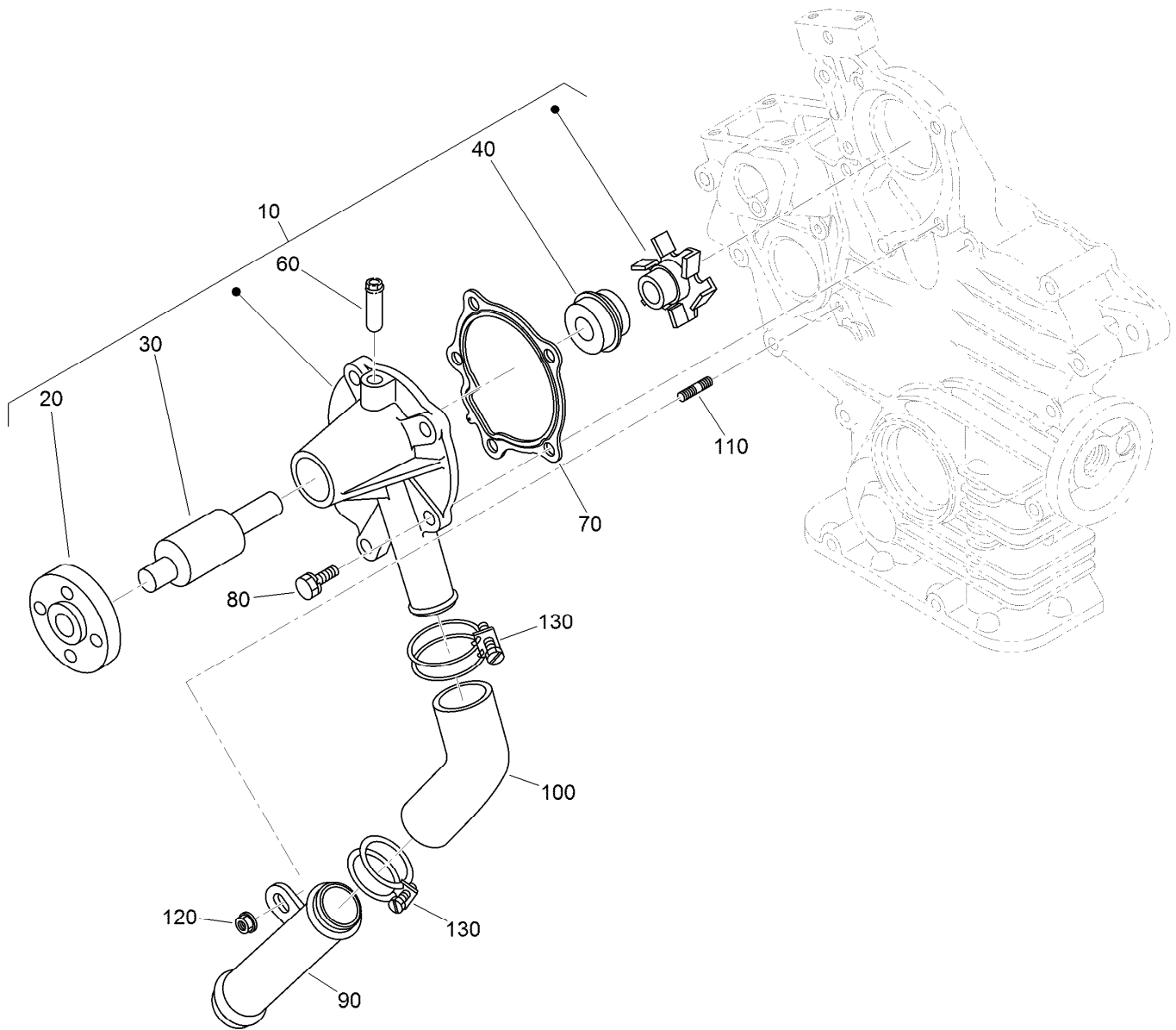
## Starter Component Assembly

Ref.	Part Number	Qty.	Description	Ref.	Part Number	Qty.	Description
10	100-2179	1	Starter ASM	130	100-2221	1	Gear
20	100-2181	1	Starter Yoke ASM	135	98-7750	4	Spring-Brush
30	100-2222	1	Holder ASM	140	100-2218	1	Lever
35	127-0415	4	Spring-Brush	150	100-2211	1	Magnetic Switch ASM
40	100-2182	1	Armature ASM	160	100-2219	1	Ring-Snap
45	98-9412	1	Bearing-Ball	170	100-2212	1	Ring-Snap
47	98-9411	1	Bearing-Ball	180	100-2216	1	Collar
50	100-2185	1	Starter Clutch ASM	190	100-2224	1	Washer-Plain
55	112-2833	1	Gear-Pinion	200	100-2225	1	Washer-Plain
60	100-2180	1	Starter Housing ASM	210	100-2226	1	Washer-Plain
70	100-2183	1	Bearing	220	100-2227	1	Plate
80	100-2186	1	Frame ASM	230	99-8371	1	Nut-Hex
90	100-2213	1	Cover	240	100-1813	2	Nut
100	100-2223	1	Bearing ASM	250	100-2210	2	Bolt-Through
105	127-0414	1	Bearing	260	100-2215	1	Washer-Spring
110	100-2187	1	Starter Shaft ASM	270	100-2171	1	Nut-Hex
120	100-2220	3	Gear	280	100-2188	2	Screw



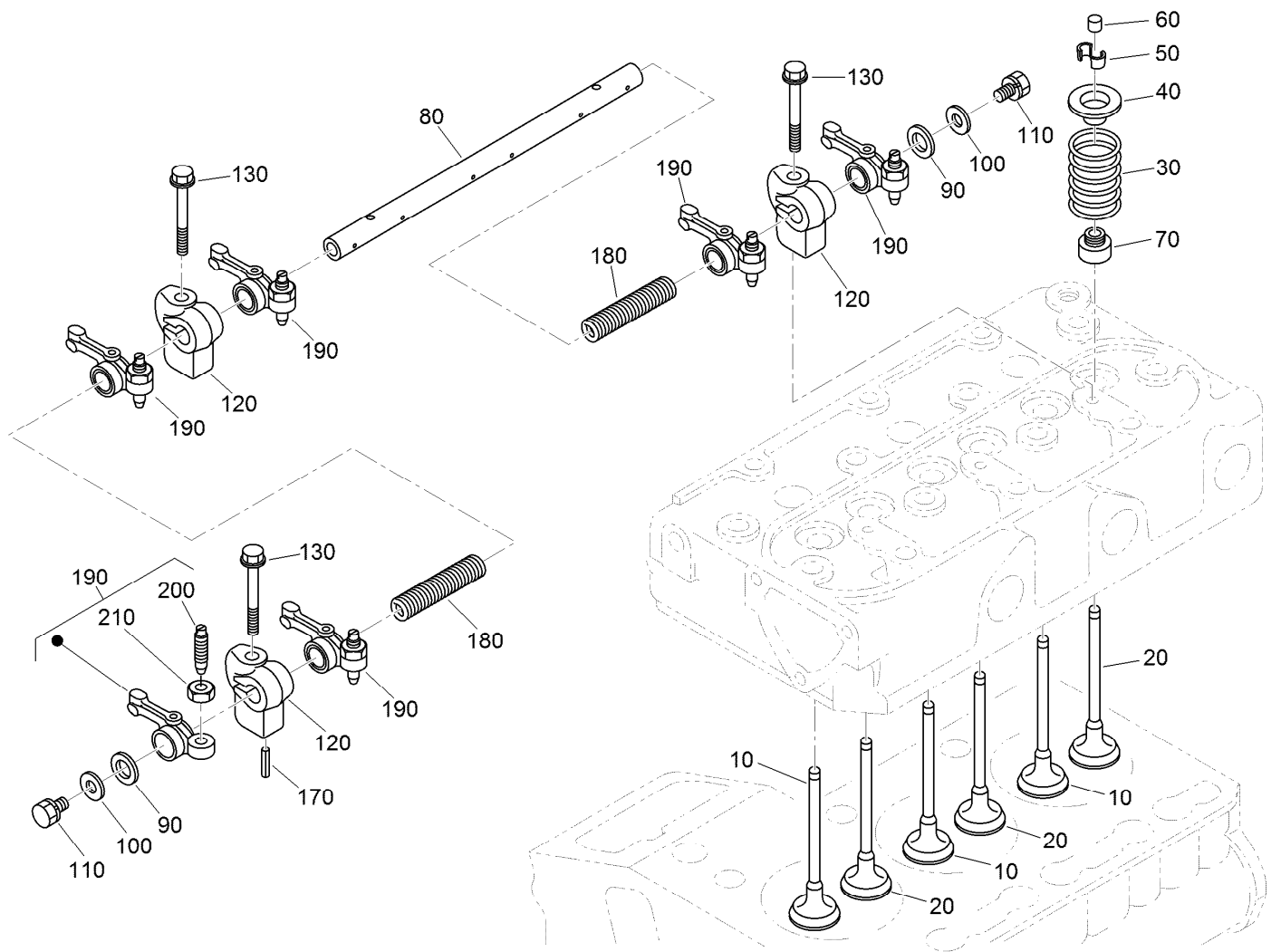
## Water Flange and Thermostat Assembly

Ref.	Part Number	Qty.	Description
10	110-3819	1	Water Flange ASM
20	98-9580	1	Pipe-Return, Water
30	99-3582	1	Thermoswitch
40	110-3820	1	Gasket-Flange, Water
50	110-3821	1	Plug
60	98-7692	2	Bolt
70	125-9063	1	Bolt-Sems
80	110-3822	1	Pipe-Return, Water
90	125-9078	2	Clamp-Hose
100	98-7778	1	Thermostat ASM
110	112-2512	1	Cover-Thermostat
115	105-3747	1	Plug
116	99-3583	1	Gasket
120	105-3748	1	Gasket-Thermostat
130	98-7777	2	Bolt



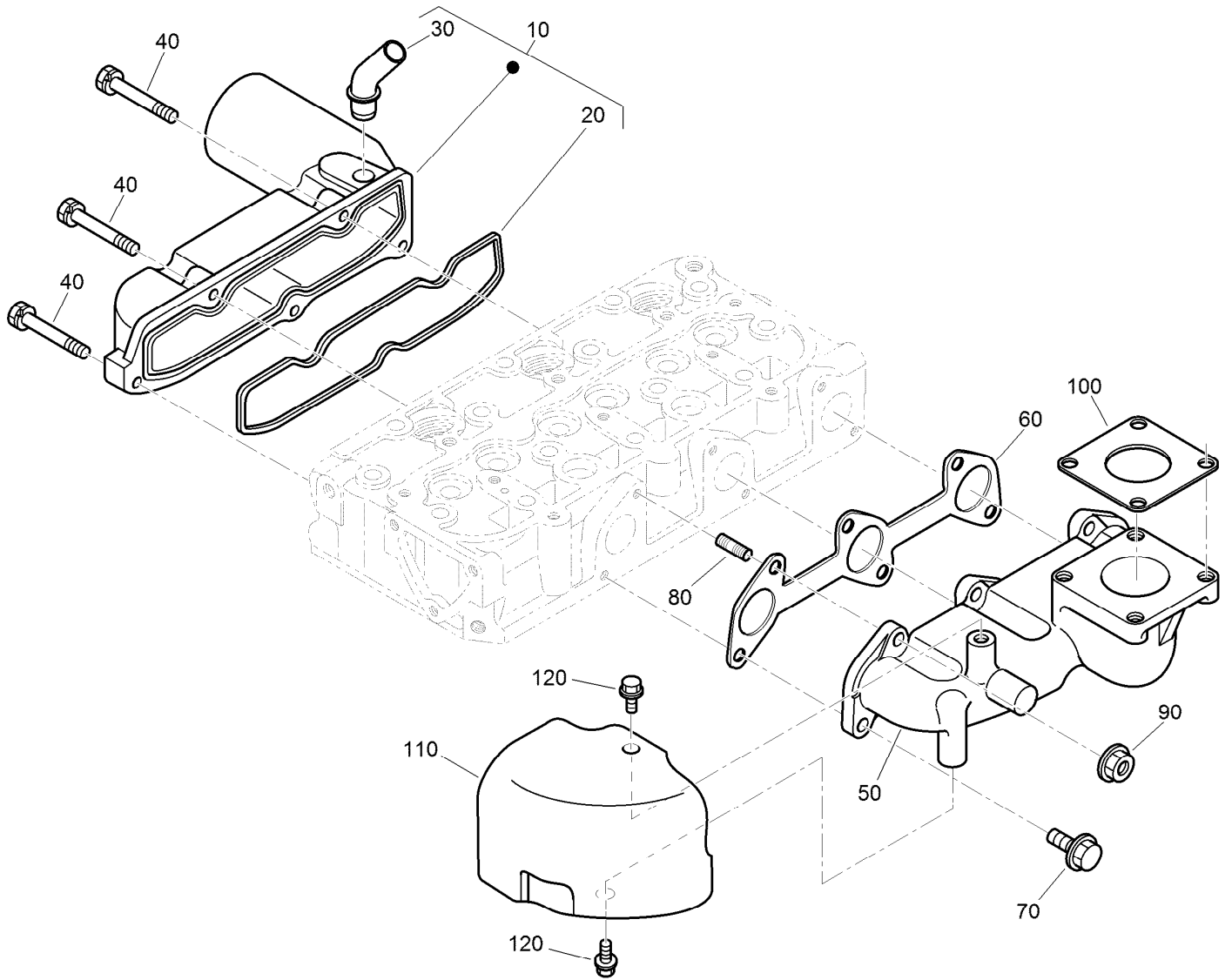
## Water Pump and Water Pipe Assembly

<i>Ref.</i>	<i>Part Number</i>	<i>Qty.</i>	<i>Description</i>
10	110-3824	1	Water Pump ASM
20	125-9081	1	Flange-Pump, Water
30	100-1934	1	Bearing-Ball
40	99-3518	1	Water Pump Seal ASM
60	100-1932	1	Pipe-Return, Water
70	117-0330	1	Gasket-Pump, Water
80	100-1750	4	Bolt
90	100-1918	1	Pipe-Water
100	110-3827	1	Pipe-Water
110	100-1924	1	Stud
120	100-2203	1	Nut-Flange
130	110-3828	2	Band-Pipe



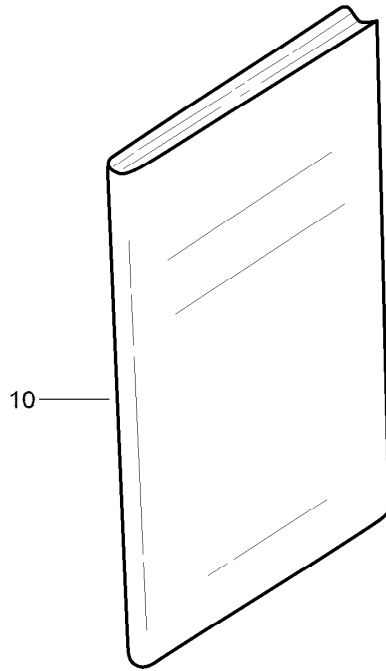
## Valve and Rocker Arm Assembly

<i>Ref.</i>	<i>Part Number</i>	<i>Qty.</i>	<i>Description</i>
10	112-2514	3	Valve-Inlet
20	112-2515	3	Valve-Exhaust
30	100-1823	6	Spring-Valve
40	100-1825	6	Retainer-Spring, Valve
50	120-3136	6	Collet-Spring, Valve
60	100-2155	6	Cap-Valve
70	100-1797	6	Seal-Stem, Valve
80	112-8341	1	Shaft-Arm, Rocker
90	100-2044	2	Washer
100	110-3832	2	Washer-Plain
110	100-1762	2	Bolt
120	110-3833	3	Bracket-Arm, Rocker
130	110-3834	3	Bolt-Flange
170	98-7602	1	Pin-Spring
180	112-8342	2	Spring
190	100-1884	6	Rocker Arm ASM
200	100-1885	6	Screw-Adjusting
210	100-1827	6	Nut



## Inlet and Exhaust Manifold Assembly

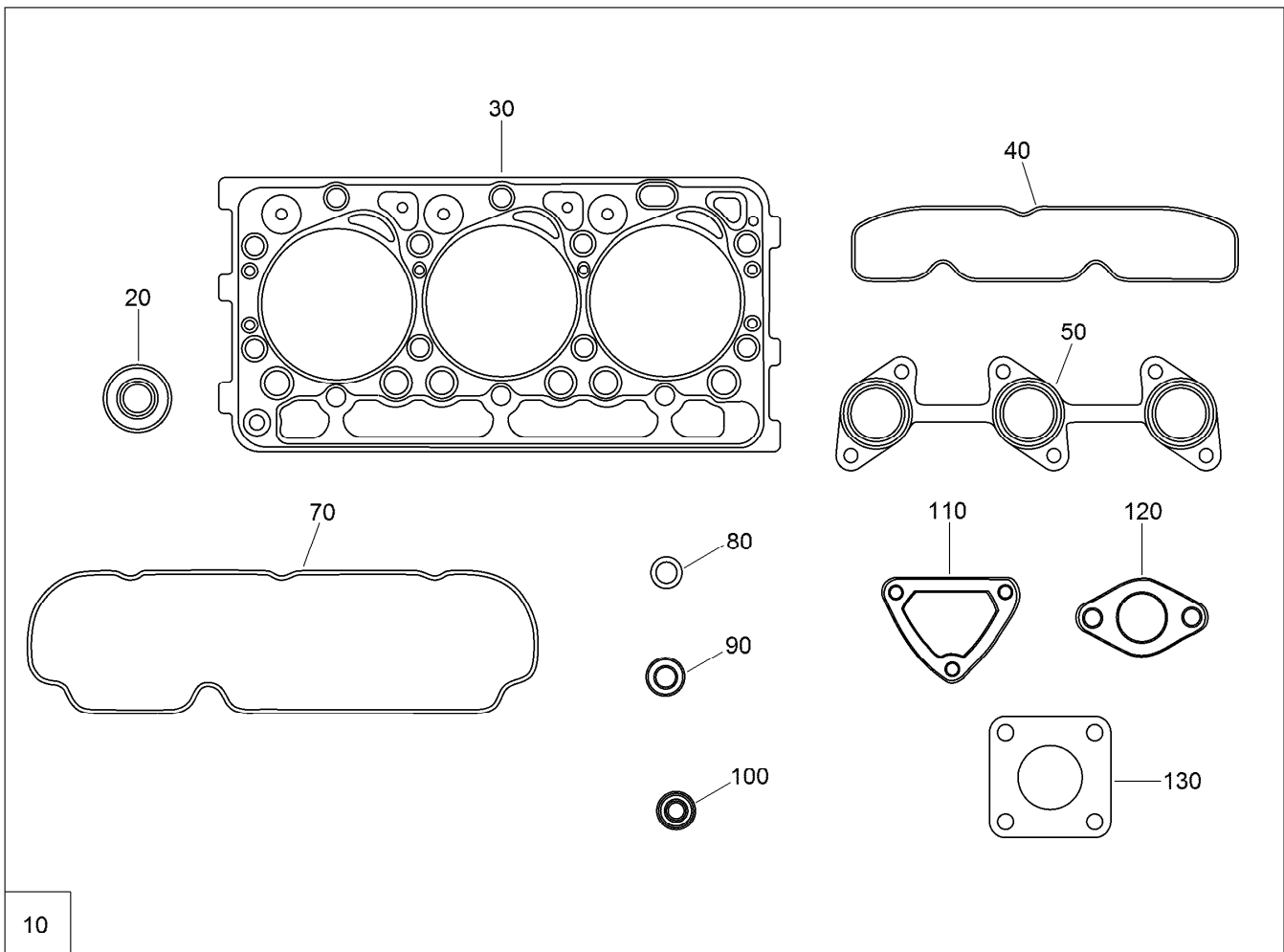
<i>Ref.</i>	<i>Part Number</i>	<i>Qty.</i>	<i>Description</i>
10	120-3141	1	Intake Manifold ASM
20	110-3838	1	Gasket-Manifold, Intake
30	121-2417	1	Pipe-Breather
40	98-9352	5	Bolt
50	112-2516	1	Manifold-Exhaust
60	110-3840	1	Gasket-Manifold, Exhaust
70	130-1154	3	Screw-Hex HD
80	130-1156	3	Bolt-Stud
90	100-1778	3	Nut
100	99-8343	1	Gasket-Muffler
110	112-2517	1	Cover-Heat
120	130-1173	2	Screw-Flange HD



## Miscellaneous Engine Parts

<i>Ref.</i>	<i>Part Number</i>	<i>Qty.</i>	<i>Description</i>
10	130-1513	1	Manual-Operator

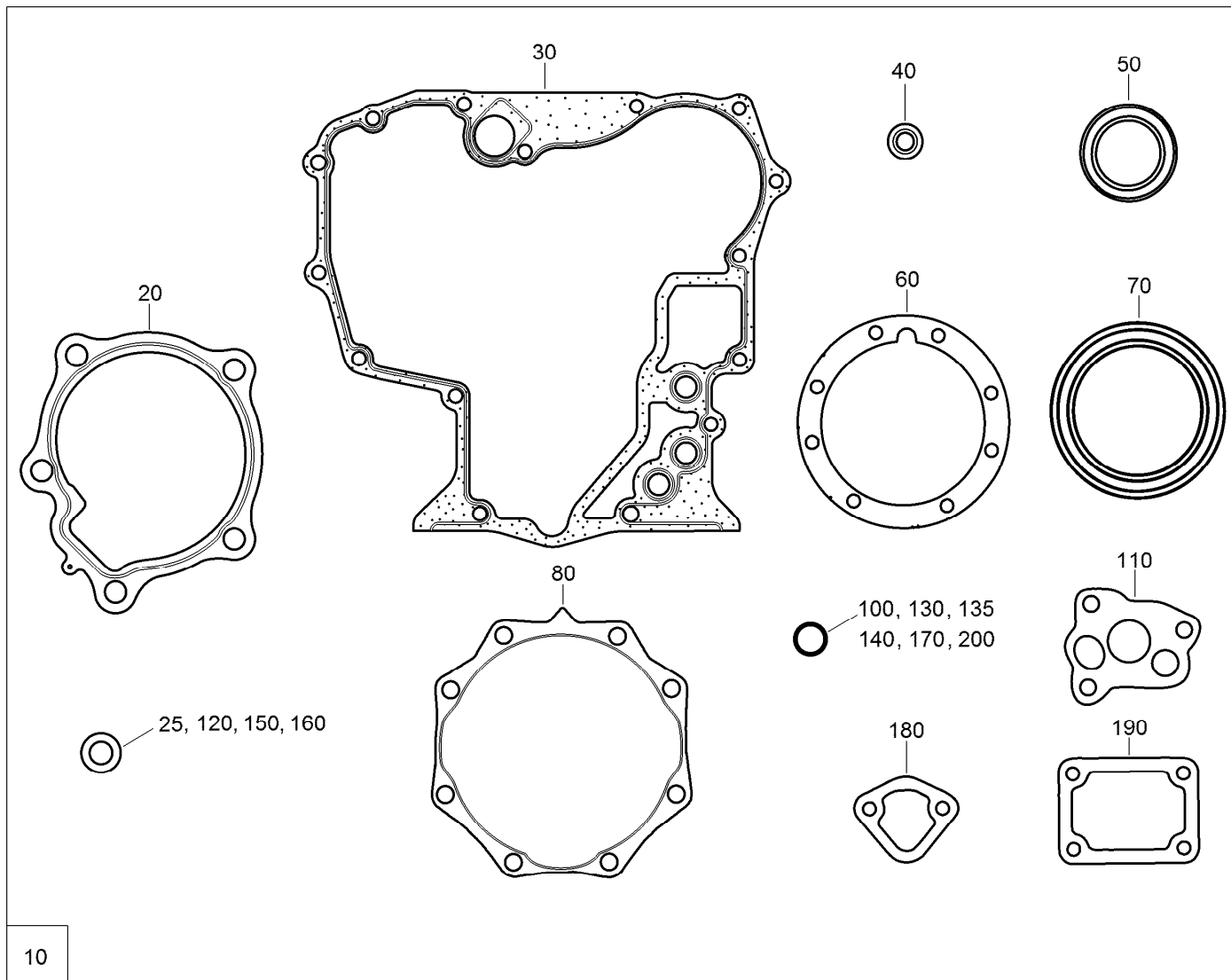




10

## Upper Engine Gasket Kit

Ref.	Part Number	Qty.	Description
10	112-2518	1	Upper Gasket Kit
20	100-1797	6	Seal-Stem, Valve
30	112-2520	1	Gasket-Head, Cylinder
40	110-3838	1	Gasket-Manifold, Intake
50	110-3840	1	Gasket-Manifold, Exhaust
70	112-2521	1	Gasket-Cover, Head
80	99-3446	1	O-Ring
90	98-7676	3	Gasket
100	98-7677	3	Seal-Heat
110	110-3820	1	Gasket-Flange, Water
120	105-3748	1	Gasket-Thermostat
130	99-8343	1	Gasket-Muffler



## Lower Engine Gasket Kit

<i>Ref.</i>	<i>Part Number</i>	<i>Qty.</i>	<i>Description</i>	<i>Ref.</i>	<i>Part Number</i>	<i>Qty.</i>	<i>Description</i>
10	117-1706	1	Lower Gasket Kit	120	98-7654	1	Gasket
20	117-0330	1	Gasket-Pump, Water	130	105-3776	1	O-Ring
25	98-7524	1	Gasket	135	98-9722	1	O-Ring
30	117-0327	1	Gasket-Case, Gear	140	100-2207	1	O-Ring
40	112-8325	1	Washer	150	98-7654	2	Gasket
50	120-7852	1	Seal-Oil	160	110-9715	1	Gasket-Pan, Oil
60	112-2812	1	Gasket-Case, Bearing	170	100-2208	1	O-Ring
70	110-3724	1	Seal-Oil	180	98-9636	1	Gasket-Pump, Fuel
80	100-1876	1	Gasket-Cover, Case	190	100-1962	1	Gasket-Plate, Control
100	100-2209	1	O-Ring	200	110-3762	1	O-Ring
110	100-2003	1	Gasket-Pump, Oil				

# Attachments and Accessories

## For 22323 TX 525 Compact Tool Carrier

<b>Product Name</b>	<b>Model/Part</b>
Light Kit.....	100-8840
Track Kit.....	104-6106
Road Wheel Kit.....	106-7620
Reference Guide Kit .....	107-9310
Track-Aggressive Tread.....	108-5640
4 Cubic Foot Standard Bucket .....	22409
Loose Materials Bucket .....	22410
48in Hydraulic Blade .....	22414
Rotary Broom .....	22415
Bore Drive Head .....	22420
Rod and Reamer .....	22421
Multi-Purpose Tool .....	22423
Direct Drive Power Box Rake .....	22426
Stump Grinder .....	22429
Tree Forks .....	22438
Cement Bowl .....	22442
40in Tiller .....	22445
Snowthrower.....	22456
Crumber Kit .....	22464
Trench Filler.....	22472
High-Torque Trencher Head .....	22473
High-Speed Trencher Head .....	22474
TX Platform.....	22476
Narrow Bucket.....	22520
Grapple Rake .....	22521
Auger Head .....	22805
Universal Swivel Auger Head .....	22806
18in Auger Bit .....	22814
24in Auger Bit .....	22815
30in Auger Bit .....	22816
12in Auger Bit Extension .....	22818
24in Auger Bit Extension .....	22819
6in Full-Flight Auger Bit .....	22820
9in Full-Flight Auger Bit .....	22821
12in Full-Flight Auger Bit.....	22822
15in Full-Flight Auger Bit.....	22823
Vibratory Plow .....	22911
Soil Cultivator .....	23102
Concrete Breaker .....	23135
Backhoe Fitup Kit.....	23162
Backhoe.....	23163
Adjustable Forks .....	23164
Leveler.....	23165
Spark Arrestor Screen .....	75-6880

# Attachments and Accessories (continued)

## For 22323G TX 525 Compact Tool Carrier

<b>Product Name</b>	<b>Model/Part</b>
Light Kit.....	100-8840
Track Kit.....	104-6106
Road Wheel Kit.....	106-7620
Reference Guide Kit .....	107-9310
Track-Aggressive Tread.....	108-5640
4 Cubic Foot Standard Bucket .....	22409
Loose Materials Bucket .....	22410
48in Hydraulic Blade.....	22414
Rotary Broom .....	22415
Bore Drive Head .....	22420
Rod and Reamer .....	22421
Multi-Purpose Tool.....	22423
Direct Drive Power Box Rake .....	22426
Stump Grinder .....	22429
Tree Forks .....	22438
Cement Bowl .....	22442
40in Tiller .....	22445
Snowthrower.....	22456
Crumber Kit .....	22464
Trench Filler.....	22472
High-Torque Trencher Head .....	22473
High-Speed Trencher Head .....	22474
TX Platform.....	22476
Narrow Bucket.....	22520
Grapple Rake .....	22521
Auger Head .....	22805
Universal Swivel Auger Head .....	22806
18in Auger Bit .....	22814
24in Auger Bit .....	22815
30in Auger Bit .....	22816
12in Auger Bit Extension .....	22818
24in Auger Bit Extension .....	22819
6in Full-Flight Auger Bit .....	22820
9in Full-Flight Auger Bit .....	22821
12in Full-Flight Auger Bit.....	22822
15in Full-Flight Auger Bit.....	22823
Vibratory Plow .....	22911
Soil Cultivator .....	23102
Concrete Breaker .....	23135
Backhoe Fitup Kit.....	23162
Backhoe.....	23163
Adjustable Forks.....	23164
Leveler.....	23165
Spark Arrestor Screen .....	75-6880

**Notes:**

**Notes:**

**Notes:**



**Count on it.**