



Count on it.

Parts Catalog

**Greensmaster® 3420 TriFlex®
Traction Unit**

Model No. 04540—Serial No. 401306801 and Up



Ordering Replacement Parts

To order replacement parts, please supply the part number, the quantity, and the description of each part desired.

Understanding Reference Numbers

Each identified part in an illustration has a reference number. The reference number for a part also appears in the parts list, along with other information about the part.

This catalog uses two special reference number formats, one to indicate parts in a service assembly and another to indicate the quantity of a given part in an illustration.

Service Assembly Reference Numbers

Parts in service assemblies have reference numbers in the form a:b. The a represents the reference number of the entire service assembly and the b represents a sequential number unique to each part within the service assembly.

For example, a wheel assembly might be identified by reference number 6, the tire by 6:1, the valve by 6:2, and the wheel by 6:3. When you order the assembly identified by reference number 6, you receive all parts identified by reference numbers 6:1, 6:2, and 6:3. However, you may also order any part individually. Reference numbers of this type appear in illustration and in parts lists.

Reference Numbers Indicating Quantity

In an illustration, if a reference number indicates more than one part, the reference number has the form nX y. The n represents the quantity of the part, the X is the multiplication symbol, and the y represents the reference number.

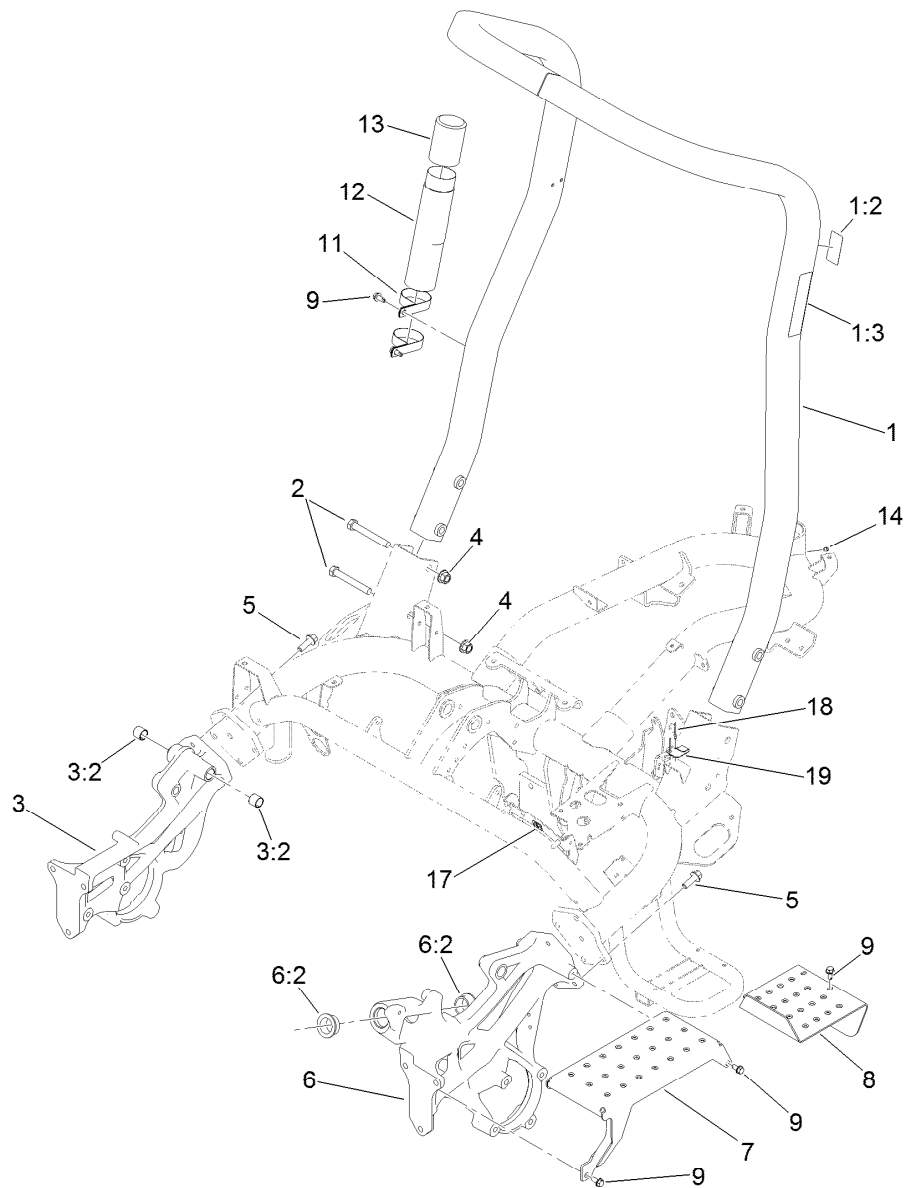
For example, in an illustration, the reference number 2X 37 means that two of the parts identified by reference number 37 are indicated.

Contents

Roll-Over Protection System Assembly	5
Brake Cable Grommet Assembly	6
Frame Assembly	7
Platform Assembly	8
Right Hand Support Platform Assembly	9
Seatbase Assembly	10
Steering Arm and Adjuster Assembly	11
Brake Cable and Lever Assembly	12
Back Wheel Assembly	13
Hydraulic Cylinder Assembly No. 117-4480	14
Front Wheel Assembly	15
Right Hand Brake Assembly No. 115-9441	16
Left Hand Brake Assembly No. 115-9440	17
Right Hand Wheel Motor Assembly No. 117-4302	18
Right Hand Wheel Motor Assembly No. 117-4302	19
Console and Reel Control Assembly	20
Traction Interface Control Assembly	21
Ignition, Throttle and Choke Control Assembly	22
Console Cable Routing Assembly	23
Engine and Exhaust Assembly	24
Radiator, Fuel Pump and Air Cleaner Assembly	26
Air Cleaner Assembly No. 95-5805	27
Radiator, Air Hose and Fuel Line Assembly	28
Generator and Engine Frame Assembly	29
Generator/Controller Assembly No. 117-8185	30
Generator Assembly No. 117-8182	31
Generator Service Assembly No. 119-1069	32
Fuel and Hydraulic Tank Assembly	33
Controller Assembly	34
Battery Assembly	35
Wire Harness Assembly	36
Pump Coupling Assembly	37
Hydraulic Pump Assembly No. 121-9558	38
Neutral Centering Assembly	40
Traction Drive Hydraulic Line Assembly	41
Traction Drive Hose Routing Assembly	42
Lift Circuit Assembly	43
Steering Valve Assembly No. 114-4672	45
Hydraulic Cylinder Assembly No. 119-8129	46
Hydraulic Cylinder Assembly No. 119-8128	47
Hydraulic Lift Manifold Assembly	48
Hydraulic Lift Manifold Assembly No. 125-5187	49
Steering Circuit Assembly (1)	50
Steering Circuit Assembly (2)	51
Hydraulic Gear Pump Assembly No. 114-9958	52
Steering Circuit Assembly (3)	53
Steering Circuit Assembly (4)	54
Suspension and Basket Assembly	55
Basket Assembly No. 132-9599	56
Suspension Pin Position Assembly	57
Electric Motor and Bracket Assembly	58
Electric Reel Motor Assembly No. 127-2450	59
Electric Motor Assembly	60
Electric Mow Battery Assembly	61

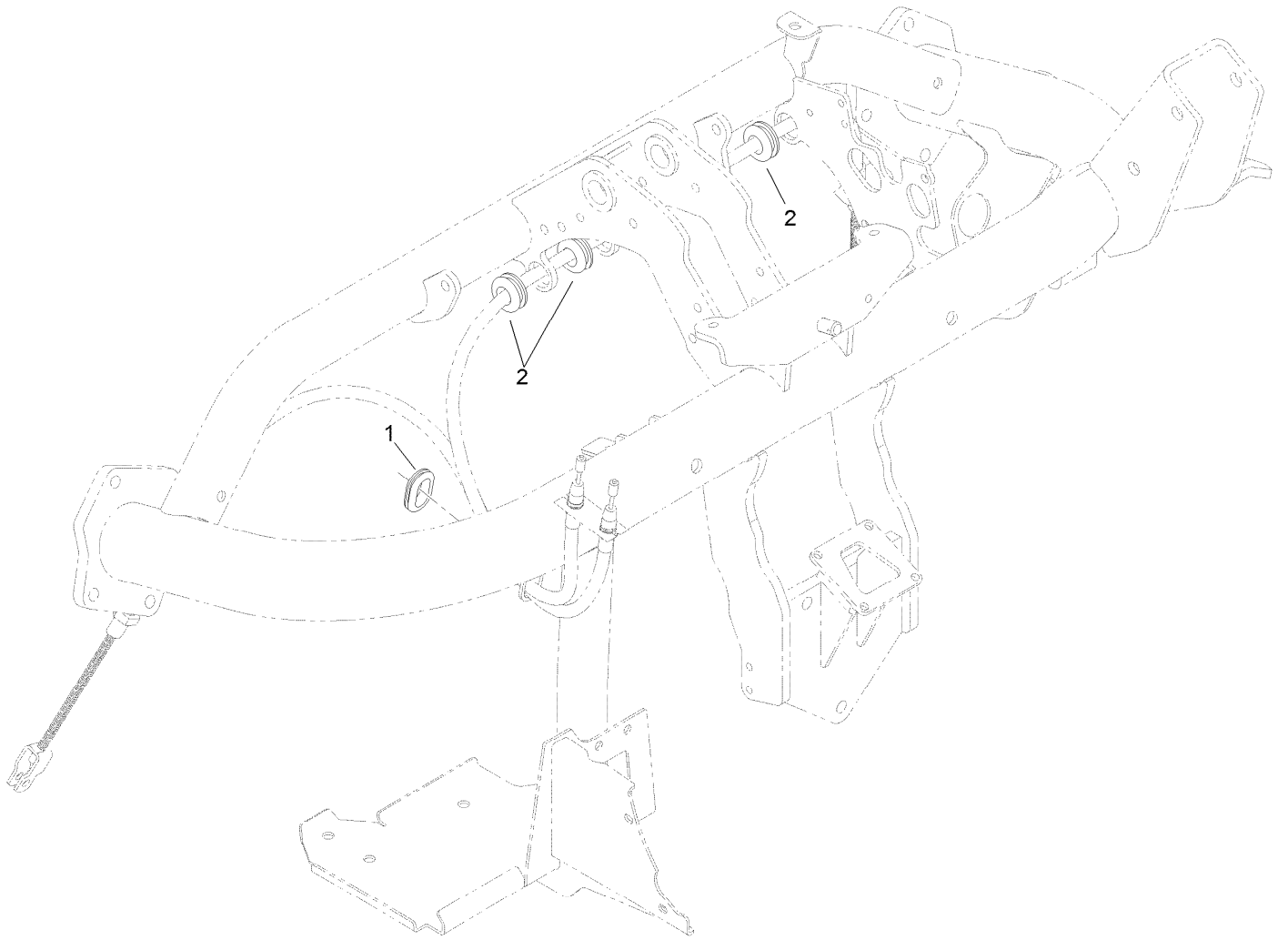
Contents (continued)

Suspension A-Arm Assembly	63
Suspension Crossarm Assembly	64
Crankcase Assembly	65
Oil Pan, Oil Pump and Dipstick Assembly	66
Cylinder Head Assembly	67
Gear Case and Oil Filter Cartridge Assembly	68
Cylinder Head Cover Assembly	69
Main Bearing Case Assembly	70
Camshaft and Idle Gear Shaft Assembly	71
Piston and Crankshaft Assembly	72
Fuel Camshaft Assembly	73
Idle Apparatus and Fuel Pump Cover Assembly	74
Stop Solenoid and Speed Control Plate Assembly	75
Injection Pump Assembly	76
Governor Assembly	77
Nozzle Holder and Glow Plug Assembly	78
Nozzle Holder Assembly	79
Alternator and Pulley Assembly	82
Alternator Components Assembly	83
Starter and Flywheel Assembly	84
Starter Component Assembly	85
Water Flange and Thermostat Assembly	86
Water Pump and Water Pipe Assembly	87
Valve and Rocker Arm Assembly	88
Inlet and Exhaust Manifold Assembly	89
Attachments and Accessories	90



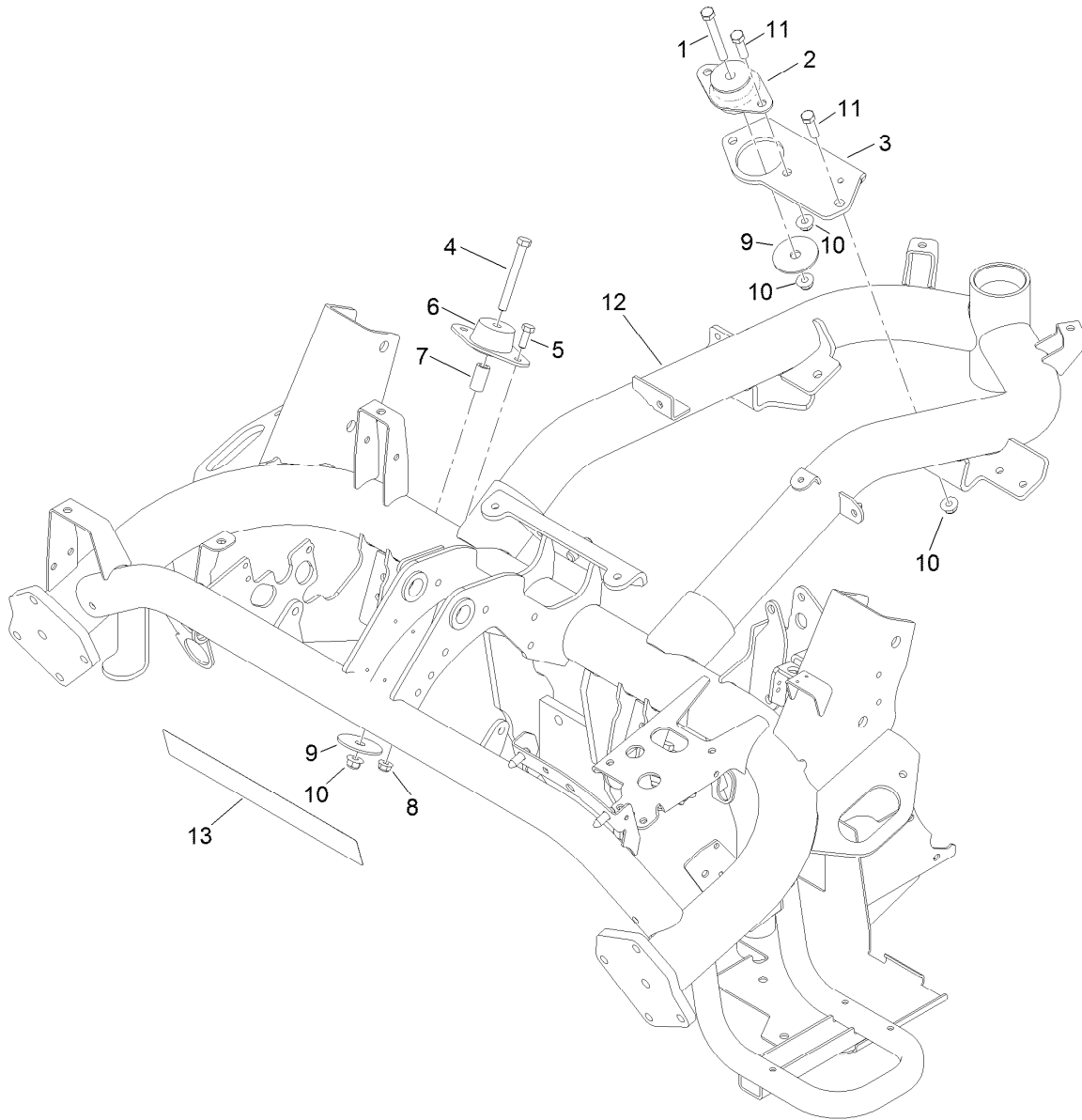
Roll-Over Protection System Assembly

<i>Ref.</i>	<i>Part Number</i>	<i>Qty.</i>	<i>Description</i>	<i>Ref.</i>	<i>Part Number</i>	<i>Qty.</i>	<i>Description</i>
1	115-8206	1	ROPS Assembly	7	117-9051-01	1	Step
1:2	115-8199	1	Decal-ROPS	8	119-4468-01	1	Plate-Step
1:3	115-8226	1	Decal-ROPS	9	32104-32	9	Screw-HWH
2	325-35	4	Screw-HH	11	2412-133	2	Clamp-R
3	117-9023	1	Casting-Side, RH	12	104-7050	1	Tube-Manual
3:2	94-9609	2	Bushing-Straight	13	104-7048	1	Cap-Housing
4	99-5107	4	Nut-Lock	14	302-59	1	Plug-Threaded
5	117-9035	8	Screw-HHF	17	119-1730	1	Receptacle-Clip, Mini
6	117-9022	1	Casting-Side, LH	18	3269-32	2	Rivet-Pop
6:2	60-0080	2	Bushing	19	121-5865	1	Clip-Cover, Back



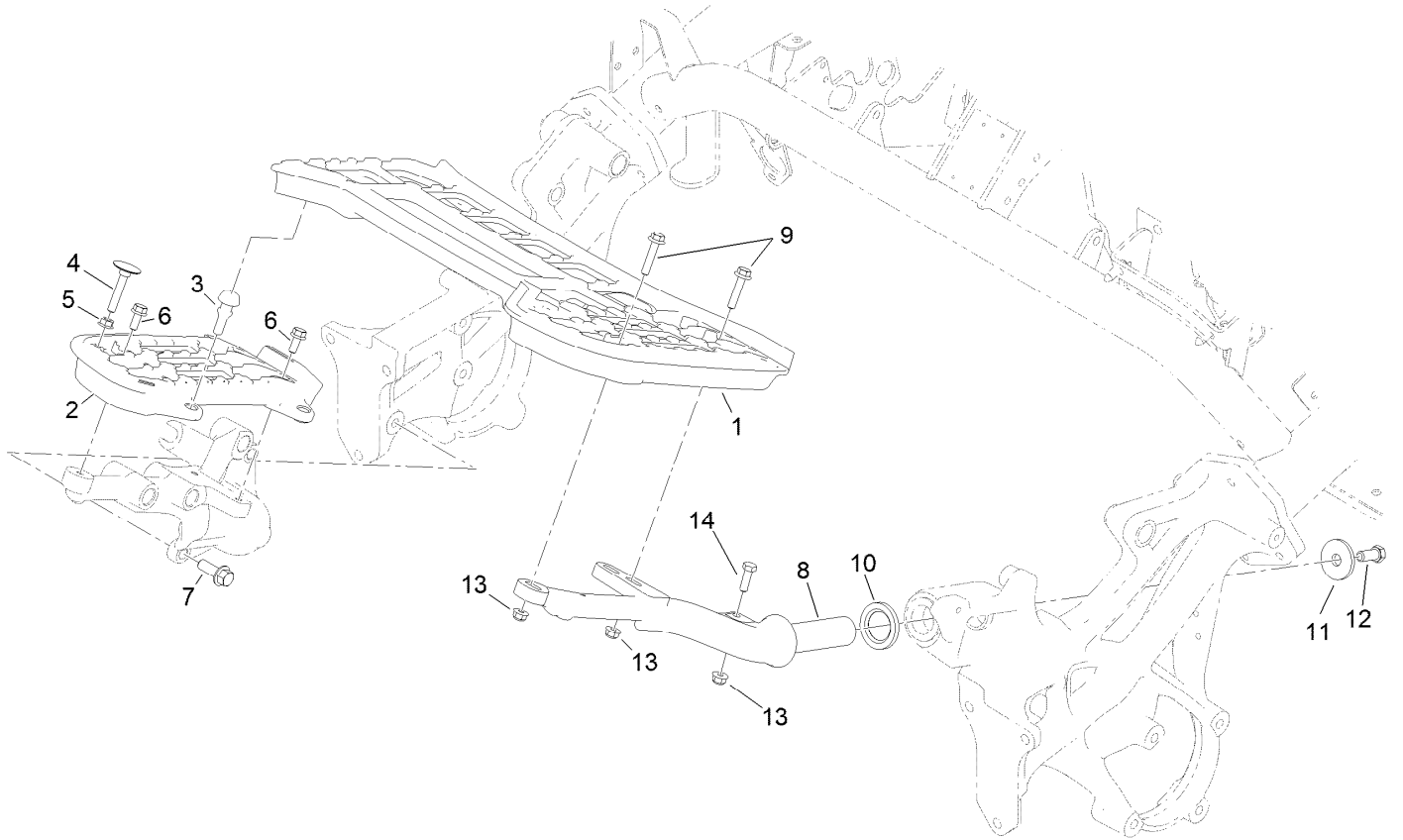
Brake Cable Grommet Assembly

<i>Ref.</i>	<i>Part Number</i>	<i>Qty.</i>	<i>Description</i>
1	240-5	1	Grommet
2	98-8529	3	Grommet



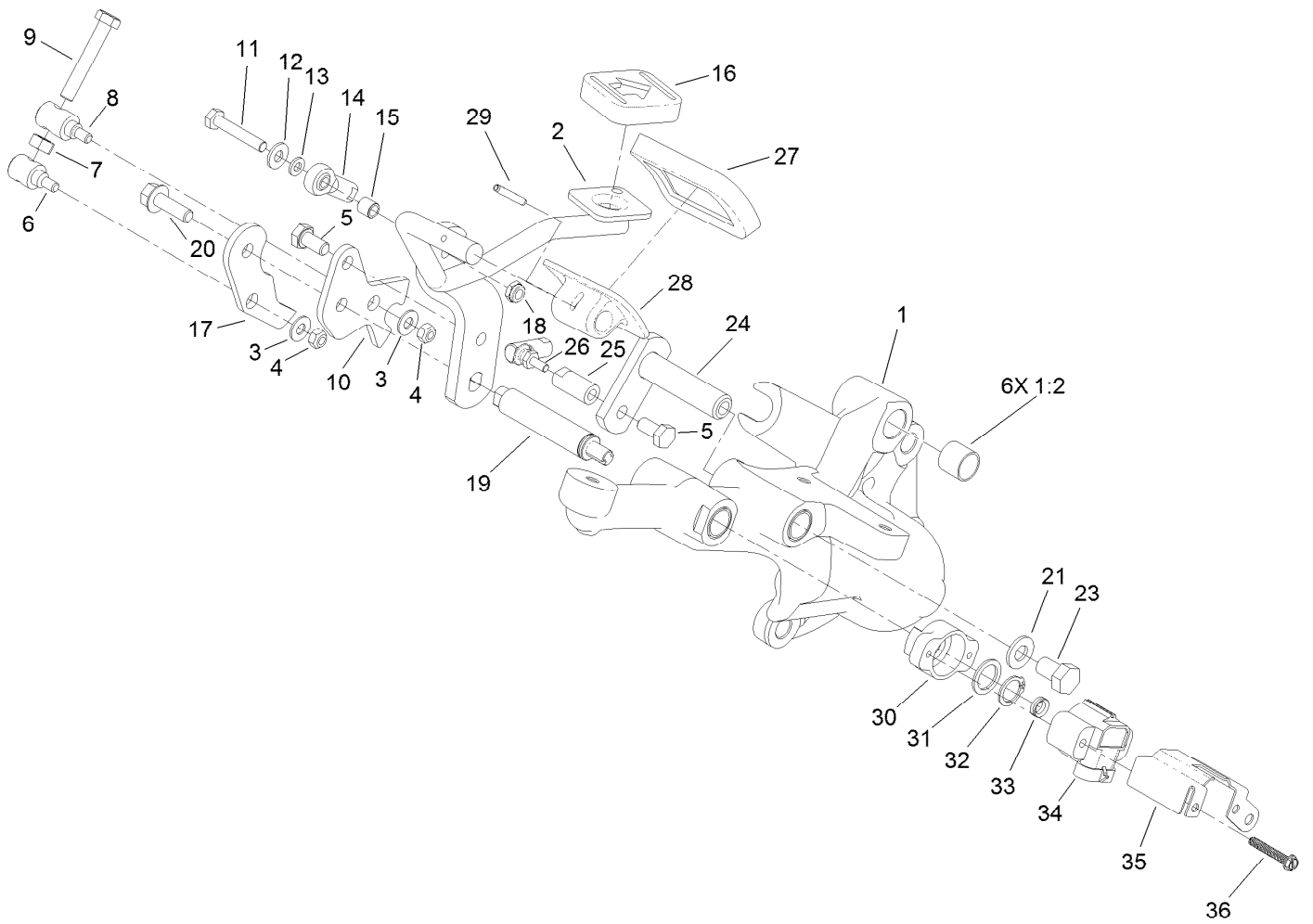
Frame Assembly

<i>Ref.</i>	<i>Part Number</i>	<i>Qty.</i>	<i>Description</i>
1	323-14	1	Screw-HH
2	131-1821	1	Mount-Engine
3	119-2134-01	1	Bracket-Mount, Rear
4	323-20	2	Screw-HH
5	322-4	4	Screw-HH
6	121-9076	2	Mount-Engine
7	110-4631	2	Tube-Spacer
8	104-8300	4	Nut-HF, NI
9	87-5100	3	Washer-Snubbing
10	104-8301	6	Nut-HF, NI
11	323-7	3	Screw-HH
12	133-8900-01	1	Frame
13	115-8196	1	Decal



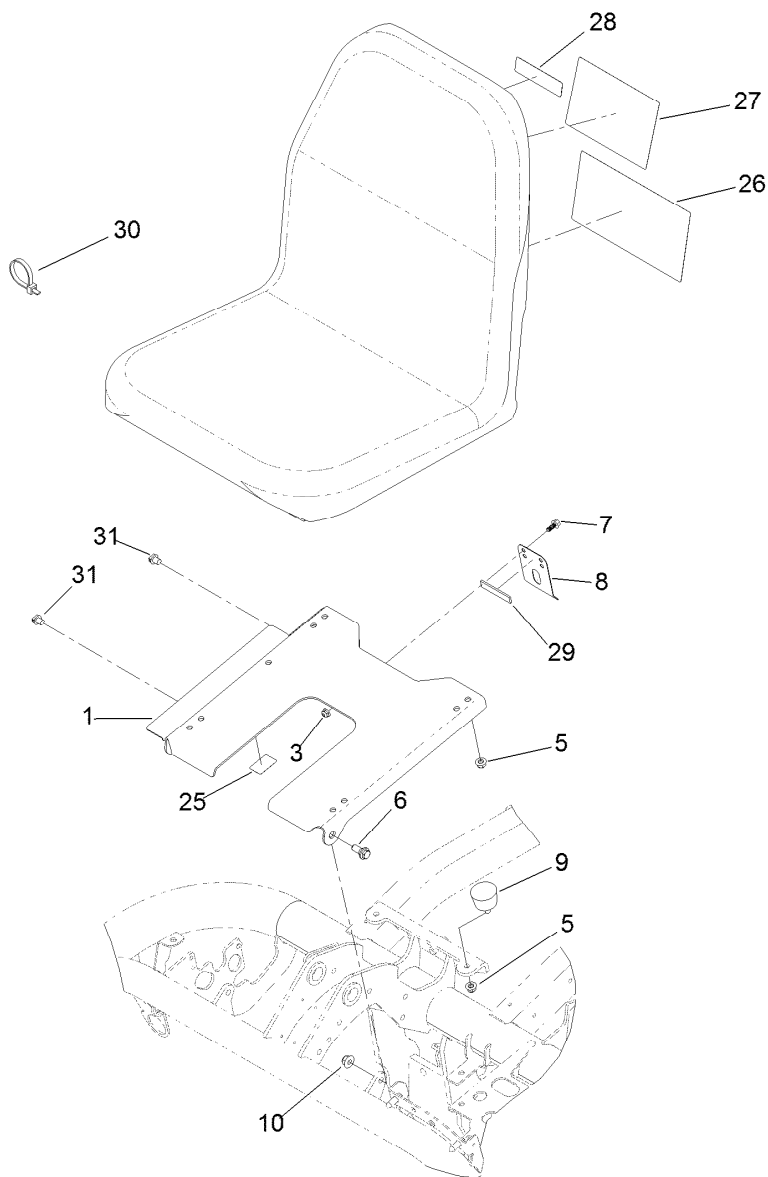
Platform Assembly

<i>Ref.</i>	<i>Part Number</i>	<i>Qty.</i>	<i>Description</i>
1	117-9009	1	Platform-LH
2	117-9008	1	Platform-RH
3	117-9072	2	Bumper-Rubber
4	115-8240	1	Screw-Elevator
5	32128-20	1	Nut-HF
6	3234-47	3	Screw-HHF
7	117-9035	3	Screw-HHF
8	117-9006-01	1	Support-Platform, LH
9	115-1794	3	Screw-HHF
10	94-8946	1	Washer-Thrust
11	84-1560	1	Washer-Thrust
12	324-4	1	Screw-HH
13	104-8300	4	Nut-HF, NI
14	322-5	1	Screw-HH



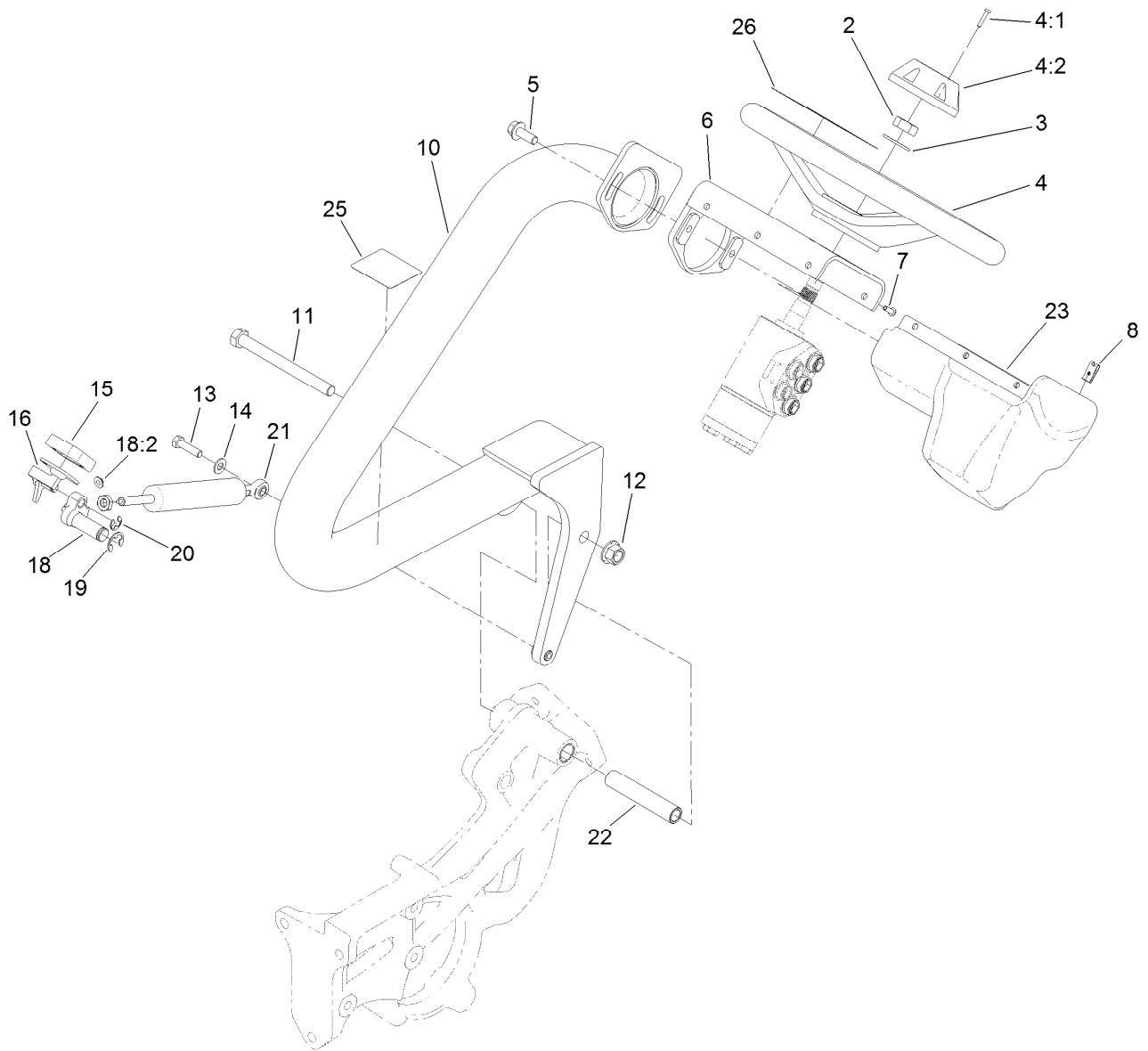
Right Hand Support Platform Assembly

<i>Ref.</i>	<i>Part Number</i>	<i>Qty.</i>	<i>Description</i>	<i>Ref.</i>	<i>Part Number</i>	<i>Qty.</i>	<i>Description</i>
1	133-2313	1	Support-Platform, RH	18	3296-56	1	Nut-Lock, NI
1:2	256-311	6	Bushing-Split	19	131-3177	1	Shaft-Pedal
2	131-3179-01	1	Pedal-Traction	20	3234-29	1	Screw-HHF
3	3256-1	2	Washer-Flat	21	3256-24	1	Washer-Flat
4	33023-00	2	Nut-Lock	23	33115-016	1	Screw-HH
5	33114-016	2	Screw-HH	24	94-1300	1	Lock-Neutral
6	94-1374	1	Trunnion-Bracket, Mow	25	94-1386	1	Shaft-Pedal
7	33014-00	1	Nut-Hex	26	2411-38	1	Joint-Ball
8	94-1375	1	Trunnion-Bracket, Lock	27	74-9100	1	Pad-Pedal, Forward
9	94-3489	1	Screw-HH	28	117-9507	1	Pedal-Accelerator
10	131-3181	1	Bracket-Lock	29	32121-45	1	Pin-Spring
11	321-9	1	Screw-HH	30	131-3178	1	Adaptor-Sensor
12	3256-22	1	Washer-Flat	31	7-3590	1	Washer
13	33093-00	1	Washer-Flat	32	32151-62	1	Ring-Retaining
14	2411-41	1	Rod End-Ball Joint	33	131-3187	1	V-Ring
15	99-3545	1	Spacer	34	122-0055	1	Sensor Position
16	74-9110	1	Pad-Pedal, Reverse	35	131-3184	1	Shield-Sensor
17	131-3182	1	Bracket-Mow	36	692501	2	Screw-SHWH



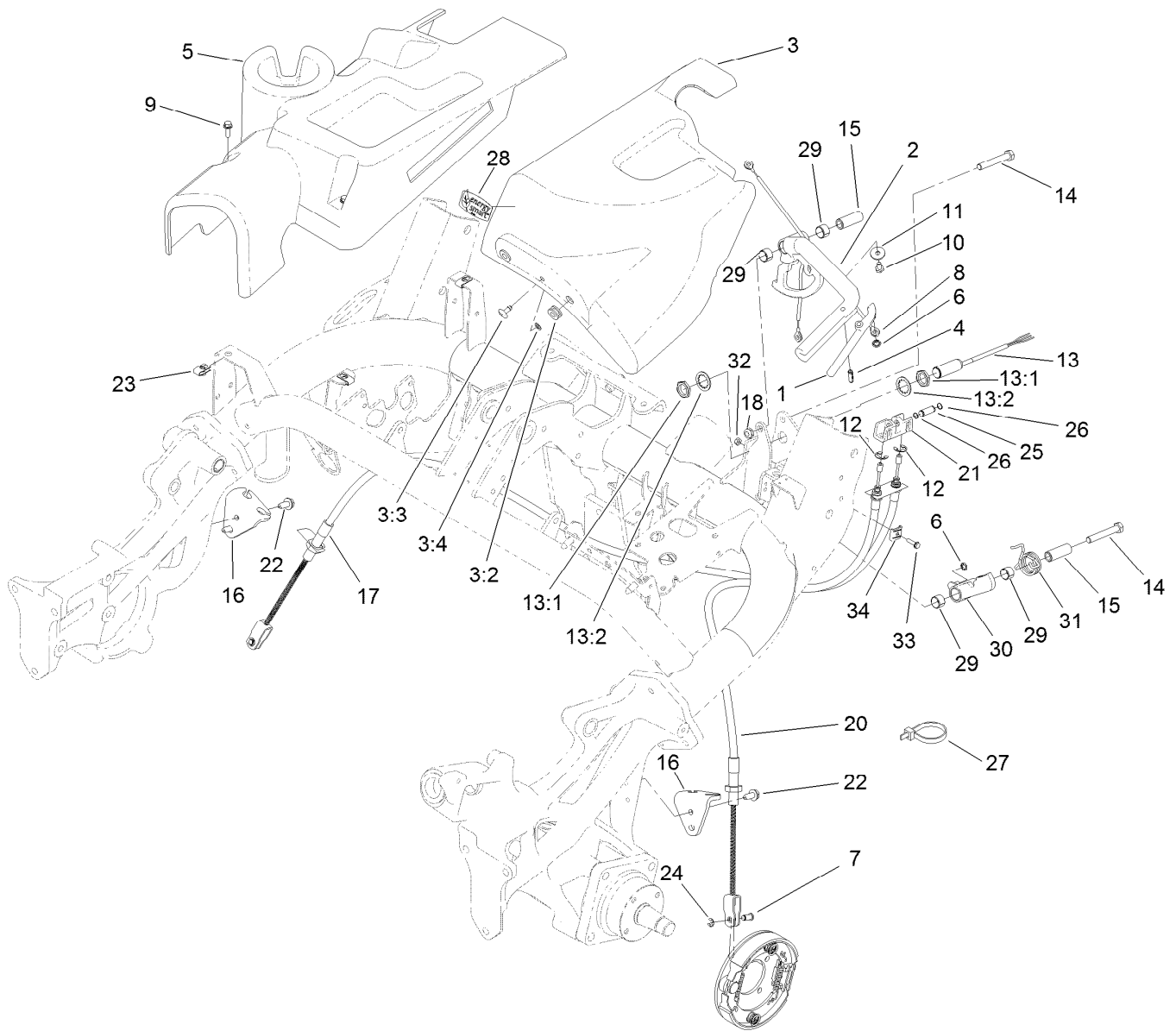
Seatbase Assembly

<i>Ref.</i>	<i>Part Number</i>	<i>Qty.</i>	<i>Description</i>	<i>Ref.</i>	<i>Part Number</i>	<i>Qty.</i>	<i>Description</i>
1	117-4440-03	1	Plate-Seat	26	115-8173	2	Decal, Service, Swedish
3	104-7201	2	Nut-HF	26	115-8174	1	Decal-Service, Italian
5	104-8300	2	Nut-HF, NI	26	115-8175	1	Decal-Service, Portuguese
6	94-7582	2	Bolt-Shoulder	26	115-8176	1	Decal-Service, Norwegian
7	99-6810	2	Screw-HHF	26	115-8177	1	Decal-Service, Finnish
8	66-2630	1	Latch-Seat	26	115-8178	1	Decal-Service, Danish
9	68-3270	2	Bumper-Rubber	26	115-8179	1	Decal-Service, Dutch
10	104-8301	2	Nut-HF, NI	26	115-8180	1	Decal-Service, Japanese
25	115-8203	1	Decal-Reference, Fuse (Radiator Fan)	27	115-8156	1	Decal-Speed, Clip
26	115-8170	1	Decal-Service, Spanish	28	117-2718	1	Decal-Arrester, Spark
26	115-8171	1	Decal-Service, French	29	120-5753	1	Strip-Foam
26	115-8172	1	Decal-Service, German	30	3290-379	2	Tie-Cable
				31	32180-030	2	Clip-Tie



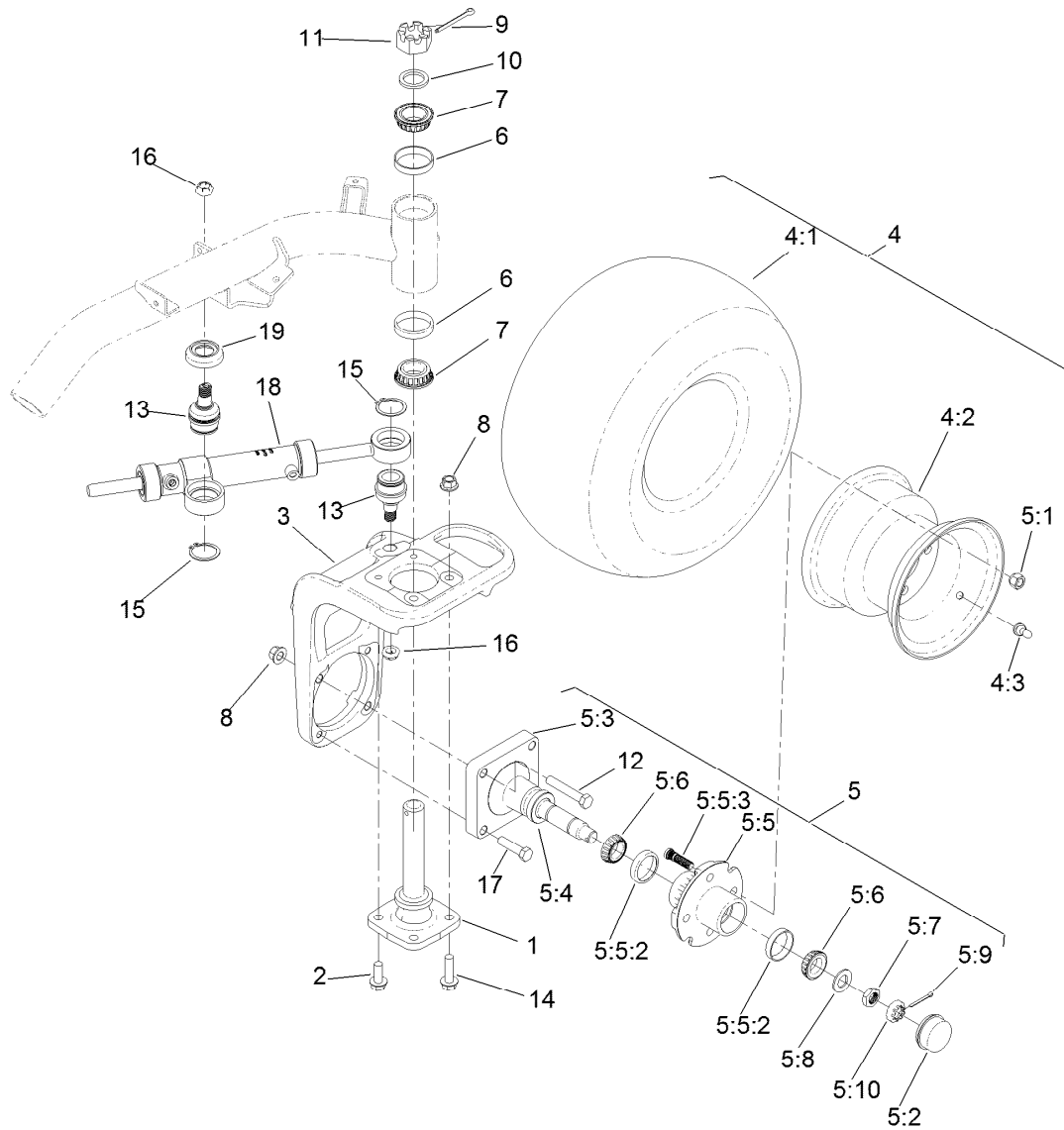
Steering Arm and Adjuster Assembly

<i>Ref.</i>	<i>Part Number</i>	<i>Qty.</i>	<i>Description</i>	<i>Ref.</i>	<i>Part Number</i>	<i>Qty.</i>	<i>Description</i>
2	3296-33	1	Nut-Lock, NI	14	3256-23	1	Washer-Plain
3	3256-27	1	Washer-Flat	15	74-9110	1	Pad-Pedal, Reverse
4	75-0560	1	Steering Wheel ASM	16	117-4457	1	Lever
4:1	32144-21	1	Screw	18	133-9030	1	Pivot Lever ASM
4:2	68-5140	1	Cap-Wheel, Steering	18:2	133-8995	1	Bushing
5	3234-42	2	Screw-HHF	19	32120-19	1	E-Ring
6	117-9346-03	1	Mount-Steering	20	105-7004	1	E-Ring
7	3274-39	6	Screw-HSBH	21	133-9036	1	Cylinder-Gas
8	3290-277	6	Nut-Speed	22	117-9002	1	Spacer
10	117-4444-01	1	Arm-Steering	23	119-9300	1	Cover-Valve, Steering
11	325-22	1	Screw-HH	25	119-9346	1	Decal-Arm, Steering
12	99-5107	1	Nut-Lock	26	133-2338	1	Decal-Danger
13	322-47	1	Screw-HH	26	133-2339	1	Decal-Danger, CE



Brake Cable and Lever Assembly

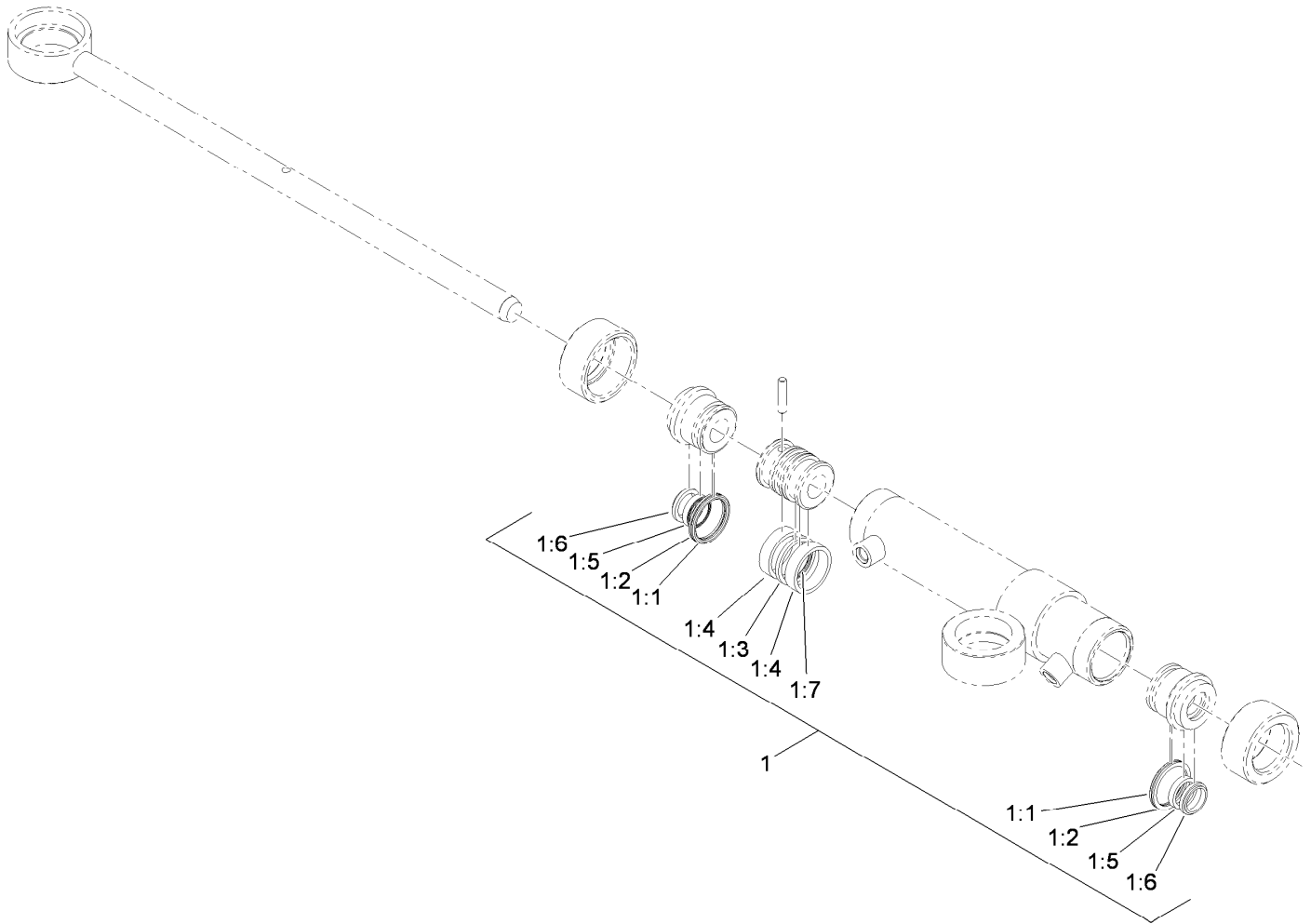
Ref.	Part Number	Qty.	Description	Ref.	Part Number	Qty.	Description
1	131-3003	1	Lever-Release	15	131-3017	2	Spacer
2	131-3024	1	Lever-Brake, Hand	16	133-8901	2	Bracket-Brake Cable
3	131-3025	1	LH Cover ASM	17	131-1833	1	Cable-Brake, RH
3:2	119-1728	1	Stud-1/4 Turn	18	3296-59	2	Nut-Lock, NI
3:3	119-1729	1	Retainer-Stud	20	131-1834	1	Cable-Brake, LH
3:4	92-5972	2	Grommet-Rubber	21	131-3065	1	Equalizer-Cable
4	32121-24	1	Pin-Spring	22	32104-32	4	Screw-HWH
5	131-3101	1	Cover-Side, RH	23	107069	3	Clip
6	104-8310	2	Ring-Retaining	24	701197	2	E-Ring
7	109-6887	2	Pin-Clevis	25	131-3021	1	Pin
8	131-3004	1	Cable	26	32120-46	2	Ring-Retaining
9	115-5103	3	Screw-HHF	27	3290-379	1	Tie-Cable
10	321-2	1	Screw-HH	28	119-7580	1	Decal-Energy Smart
11	3256-67	1	Washer	29	1-653600	4	Bushing
12	32120-47	2	Ring-Retaining, External	30	131-3058	1	Pawl-Brake
13	115-5300	1	Proximity Switch ASM	31	132-3833	1	Spring-Torsion
13:1	117-3207	2	Nut-Hex	32	3296-2	1	Nut-Lock, NI
13:2	117-3208	2	Washer-Lock, Internal Tooth	33	3290-126	1	Screw-HWH
14	323-12	2	Screw-HH	34	81-1690	1	Clamp-Cable



Back Wheel Assembly

Ref.	Part Number	Qty.	Description	Ref.	Part Number	Qty.	Description
1	115-2657	1	Spindle-Steering	5:8	117-8259	1	Washer-Spindle
2	3234-38	2	Screw-HHF	5:9	3272-18	1	Pin-Cotter
3	117-4366-01	1	Base-Fork, Rear	5:10	93-0307	1	Nut-Lock, Retainer
4		1	Wheel And Tire ASM ●	6	115-9471	2	Bearing-Cup
4:1	120-2783	1	Tire	7	115-9472	2	Bearing-Cone And Seal
4:2	217-60	1	Rim	8	99-5107	4	Nut-Lock
4:3	232-27	1	Stem-Valve	9	3272-37	1	Pin-Cotter
5	119-4490	1	Wheel Spindle ASM	10	18-6320	1	Washer-Steering
5:1	242-50	4	Nut-Lug	11	32136-9	1	Nut-Hex, Slotted
5:2	241-119	1	Cap-Dust	12	325-12	2	Screw-HH
5:3	112-7173	1	Spindle	13	121-3605	2	Ball Joint
5:4	112-1690	1	Seal-Oil	14	3234-22	2	Screw-HHF
5:5	117-9093	1	Hub ASM	15	32151-104	2	Ring-Retaining, External
5:5:2	254-72	2	Bearing-Cup, Tapered	16	121-3611	2	Nut-Hex, Flextop
5:5:3	114-3918	4	Stud-Wheel	17	325-8	2	Screw-HH
5:6	254-92	2	Cone-Bearing, Outer	18	117-4480	1	HYD Cylinder ASM
5:7	117-8260	1	Nut	19	120-2026	1	Spacer-Cylinder

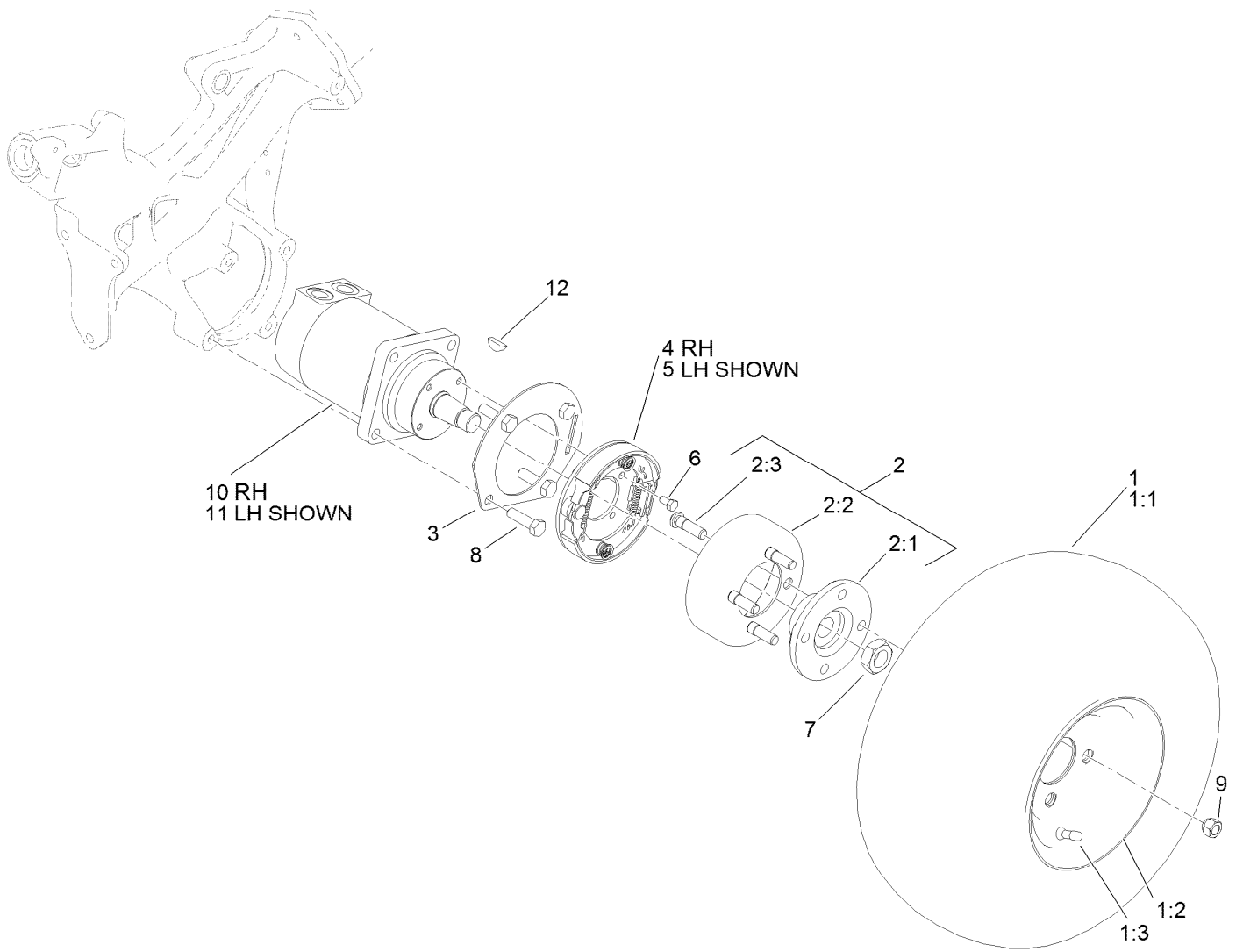
● Not serviced separately



Hydraulic Cylinder Assembly No. 117-4480

<i>Ref.</i>	<i>Part Number</i>	<i>Qty.</i>	<i>Description</i>
1	119-7124	1	Kit-Seal
1:1		2	O-Ring ●
1:2		2	Ring-Backup ●
1:3		1	Seal-Psp ●
1:4		2	Ring-Wear ●
1:5		2	Seal-Bs ●
1:6		2	Seal-Dust ●
1:7		1	O-Ring ●

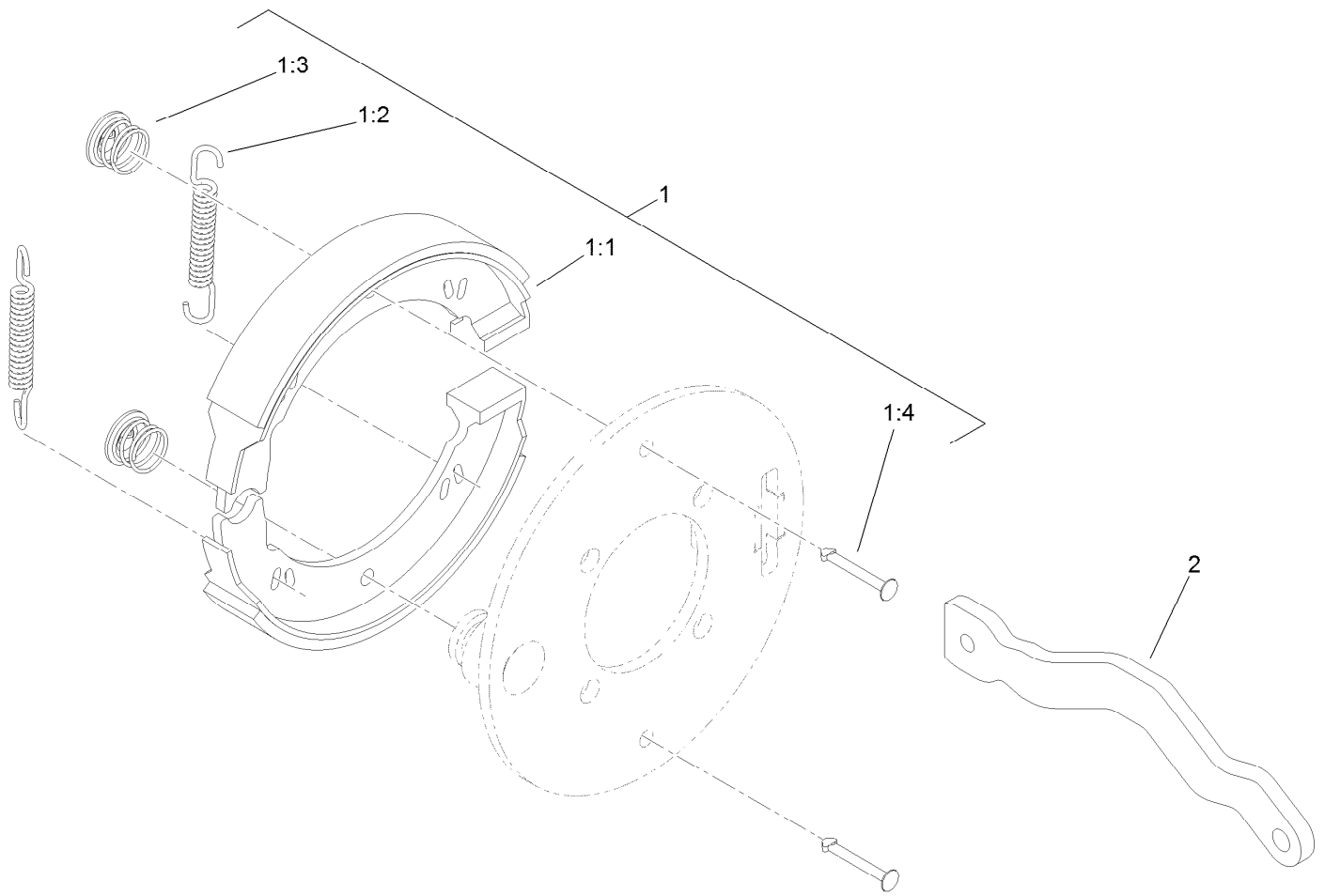
● Not serviced separately



Front Wheel Assembly

Ref.	Part Number	Qty.	Description	Ref.	Part Number	Qty.	Description
1		2	Wheel And Tire ASM ●	4	115-9441	1	RH Brake ASM
1:1	120-2783	1	Tire	5	115-9440	1	LH Brake ASM
1:2	117-9032	1	Rim	6	322-2	8	Screw-HH
1:3	232-27	1	Stem-Valve	7	26-3790	2	Nut-Lock
2	115-2661	2	Brake Drum ASM	8	325-7	8	Screw-HH
2:1	115-2662-03	1	Hub-Wheel	9	242-50	8	Nut-Lug
2:2	115-2663	1	Drum-Brake	10	117-4302	1	RH Wheel Motor ASM
2:3	85-6540	4	Stud-Drive	11	117-4303	1	LH Wheel Motor ASM
3	114-9998-03	2	Tab-Lever, Brake	12	3257-42	1	Key-Woodruff

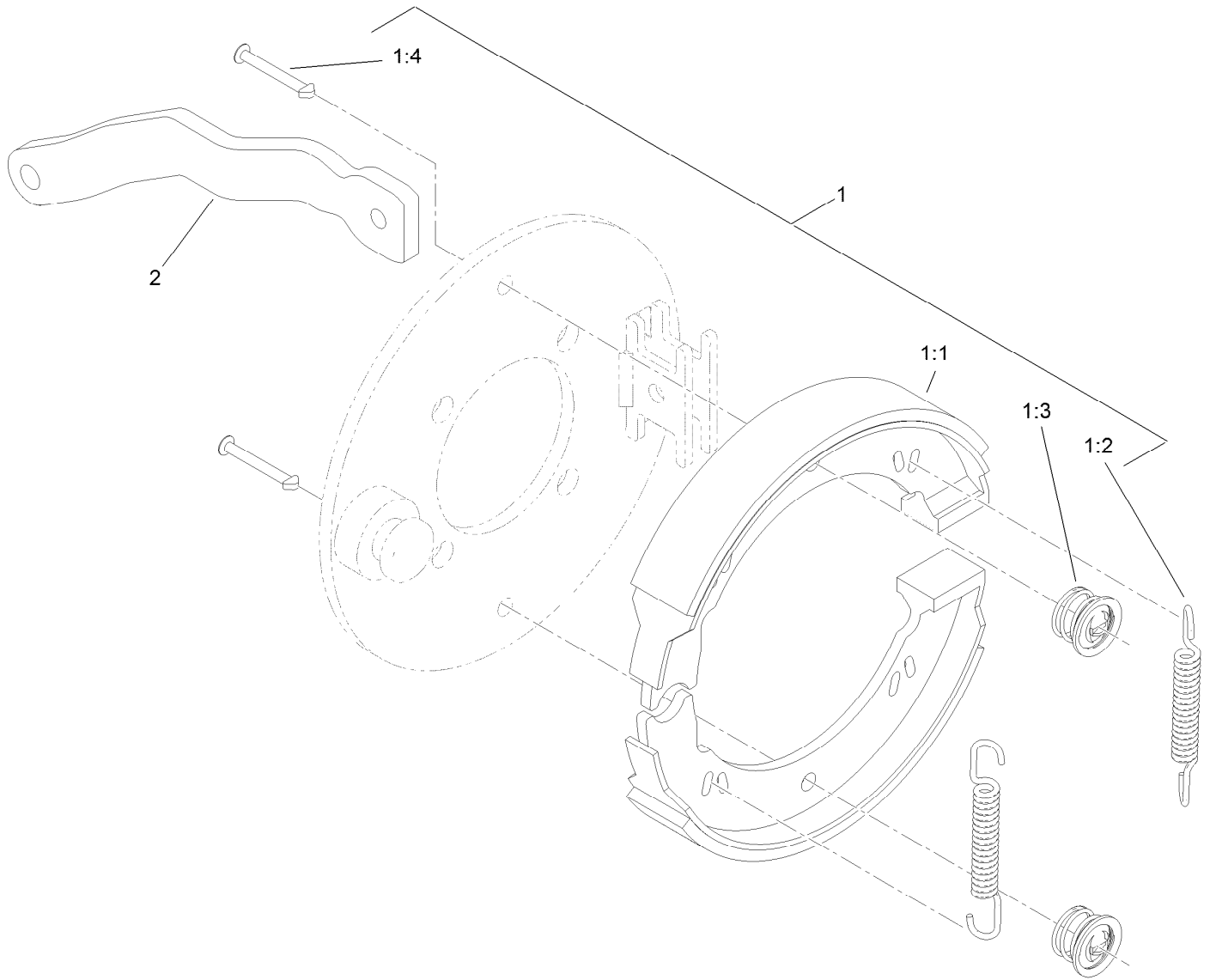
● Not serviced separately



Right Hand Brake Assembly No. 115-9441

Ref.	Part Number	Qty.	Description
1	119-7136	1	Kit-Brake
1:1		2	Shoe-Brake ●
1:2		2	Spring ●
1:3		2	Clip ●
1:4		2	Pin-Retainer ●
2	115-5789	1	Lever-Brake, RH

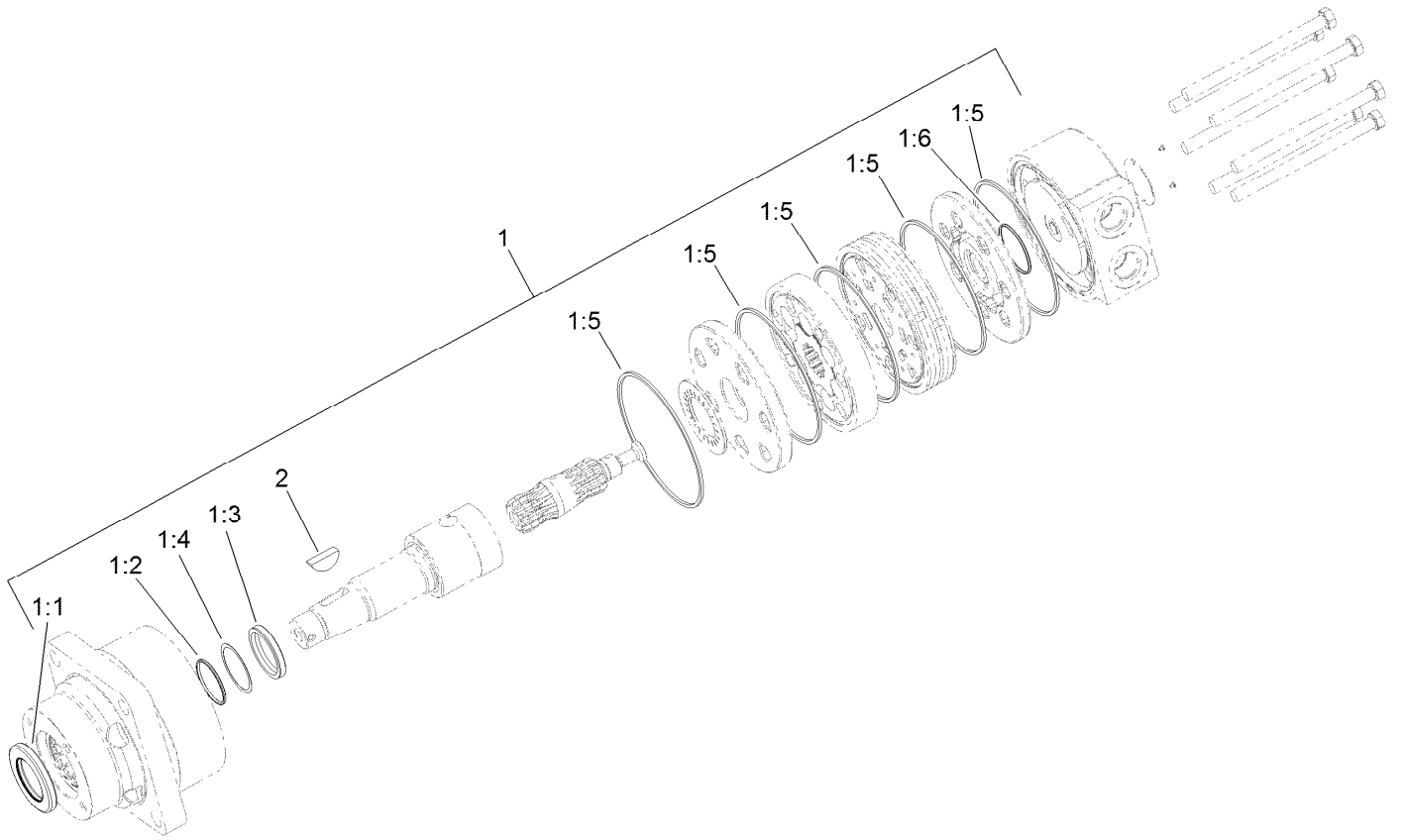
● Not serviced separately



Left Hand Brake Assembly No. 115-9440

<i>Ref.</i>	<i>Part Number</i>	<i>Qty.</i>	<i>Description</i>
1	119-7136	1	Kit-Brake
1:1		2	Shoe-Brake ●
1:2		2	Spring ●
1:3		2	Clip ●
1:4		2	Pin-Retainer ●
2	115-2664	1	Lever-Brake, LH

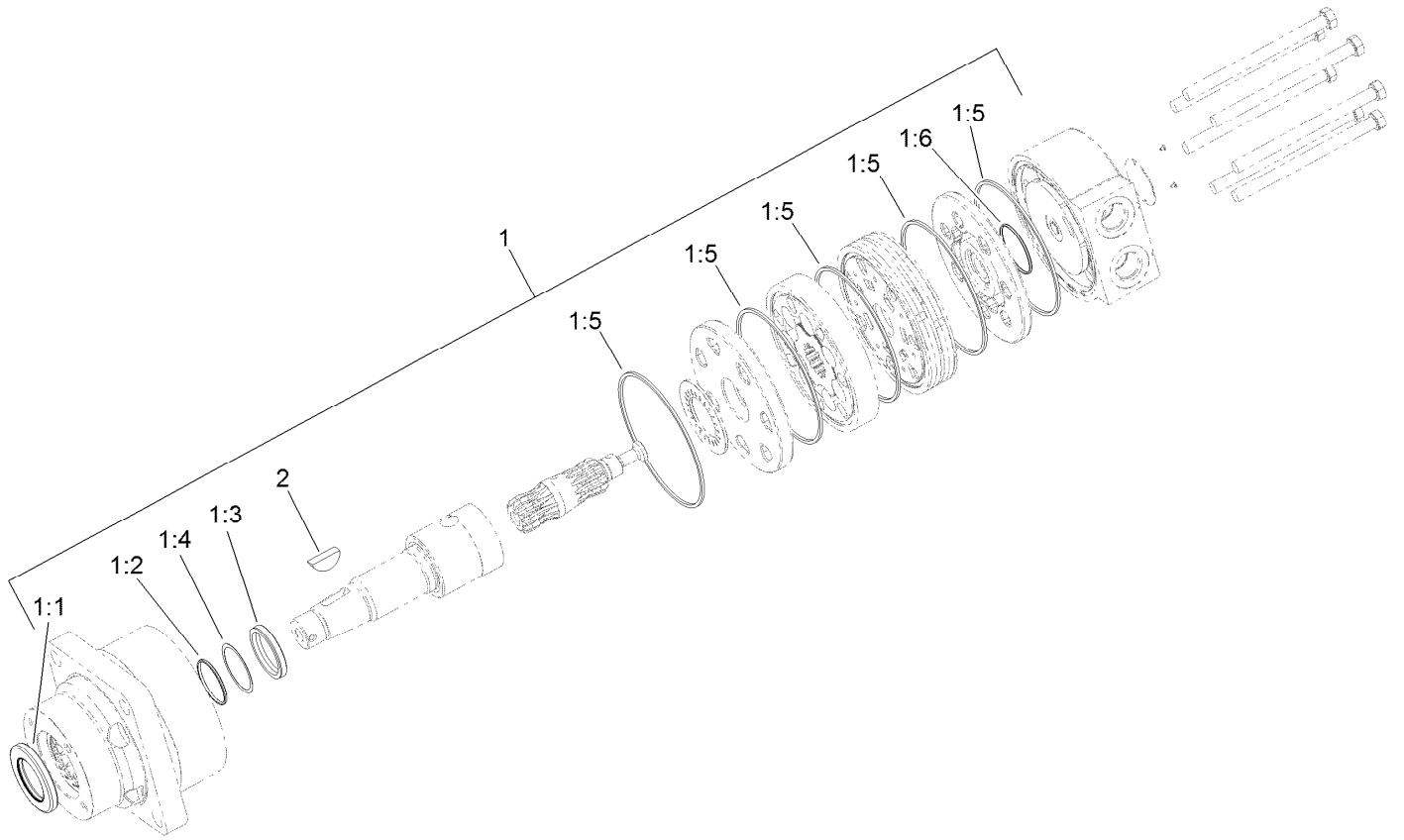
● Not serviced separately



Right Hand Wheel Motor Assembly No. 117-4302

<i>Ref.</i>	<i>Part Number</i>	<i>Qty.</i>	<i>Description</i>
1	94-8178	1	Seal Kit
1:1		1	Seal-Dirt And Water ●
1:2		1	Backup-Ring ●
1:3		1	Seal-Shaft ●
1:4		1	Washer-Backup ●
1:5		5	Seal-Square, Ring (Inner) ●
1:6		1	Seal-Commutator ●
2	3257-42	1	Key-Woodruff

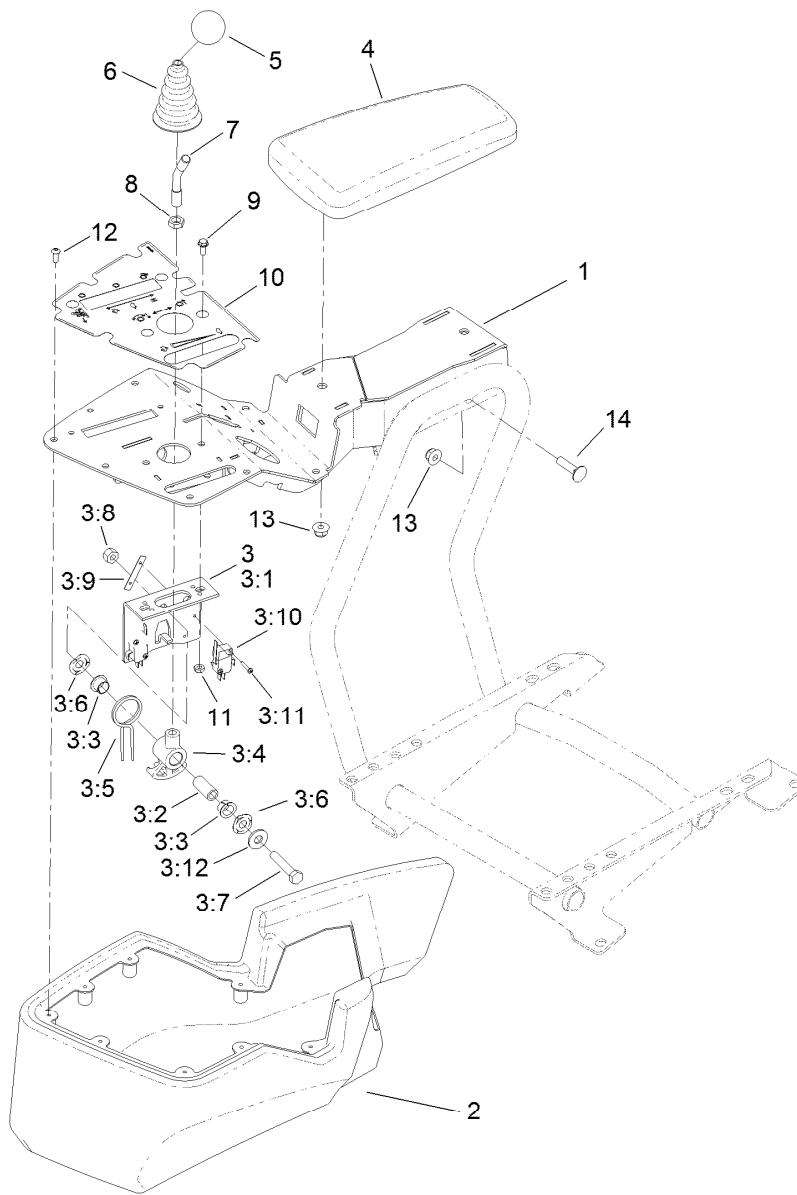
● Not serviced separately



Right Hand Wheel Motor Assembly No. 117-4302

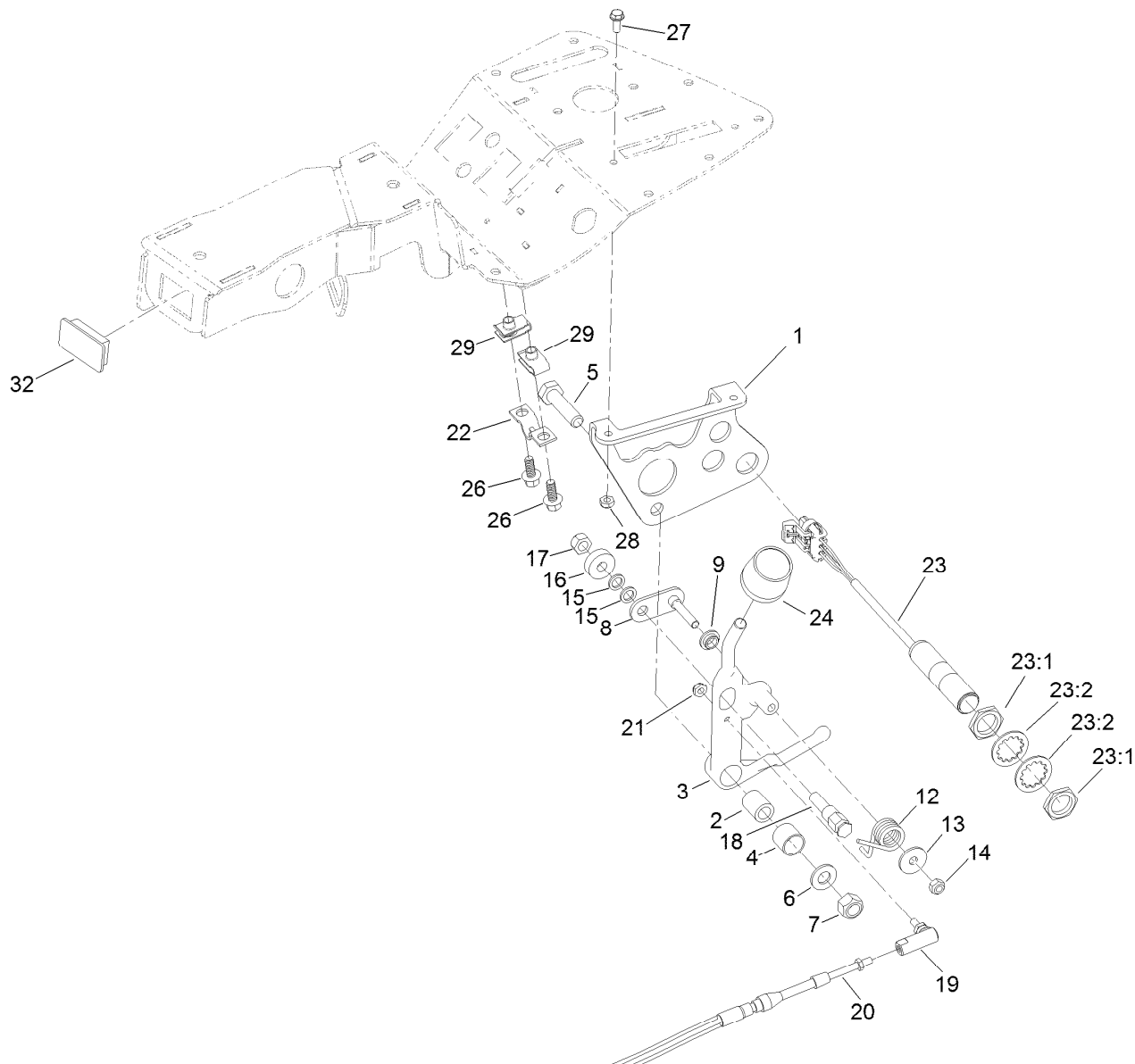
<i>Ref.</i>	<i>Part Number</i>	<i>Qty.</i>	<i>Description</i>
1	94-8178	1	Seal Kit
1:1		1	Seal-Dirt And Water ●
1:2		1	Backup-Ring ●
1:3		1	Seal-Shaft ●
1:4		1	Washer-Backup ●
1:5		5	Seal-Square, Ring (Inner) ●
1:6		1	Seal-Commutator ●
2	3257-42	1	Key-Woodruff

● Not serviced separately



Console and Reel Control Assembly

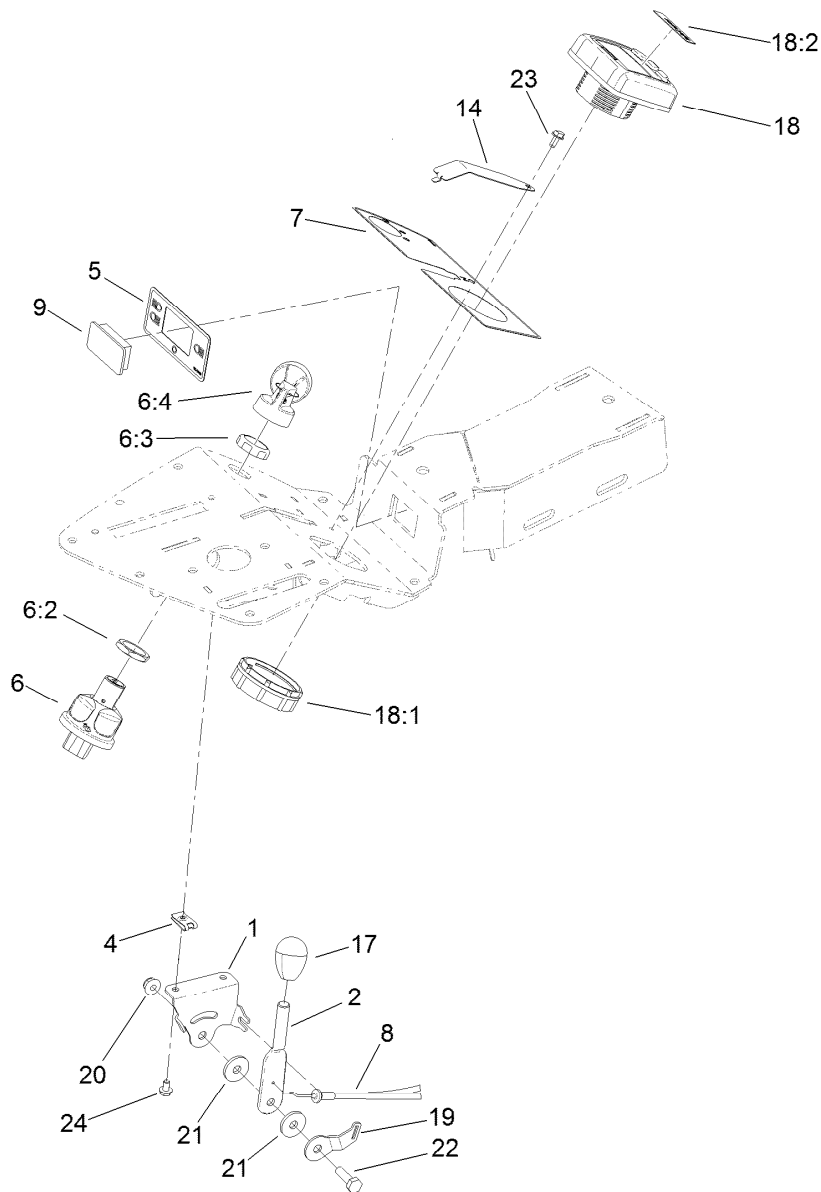
<i>Ref.</i>	<i>Part Number</i>	<i>Qty.</i>	<i>Description</i>	<i>Ref.</i>	<i>Part Number</i>	<i>Qty.</i>	<i>Description</i>
1	132-9539-03	1	Console	3:11	95-3003	4	Screw-PPHTF
2	121-5152	1	Cover-Console	3:12	3256-3	1	Washer-Flat
3	106-4167	1	Joystick Bracket ASM	4	108-7602	1	Rest-Arm
3:1	115-5357-03	1	Bracket-Joystick	5	120-9752	1	Knob-Round, Yellow
3:2	106-4192	1	Spacer	6	93-5961	1	Boot-Lever
3:3	93-5547	2	Bushing-Nylon	7	121-6681	1	Stem-Joystick
3:4	105-7507	1	Hub-Pivot, Joystick	8	3218-3	1	Nut-Jam
3:5	105-8289	1	Spring-Torsion	9	3290-321	2	Screw-HWH
3:6	106-4193	2	Washer-Finger, Spring	10	132-9548	1	Decal-Console
3:7	322-9	1	Screw-HH	11	3296-12	2	Nut-Lock, NI
3:8	3296-29	1	Nut-Lock, NI	12	115-9830	8	Screw-HSBH
3:9	3290-354	2	Nut-Speed	13	104-8300	4	Nut-HF, NI
3:10	108-6496	2	Switch (W/Boot)	14	3230-3	2	Screw-CARR



Traction Interface Control Assembly

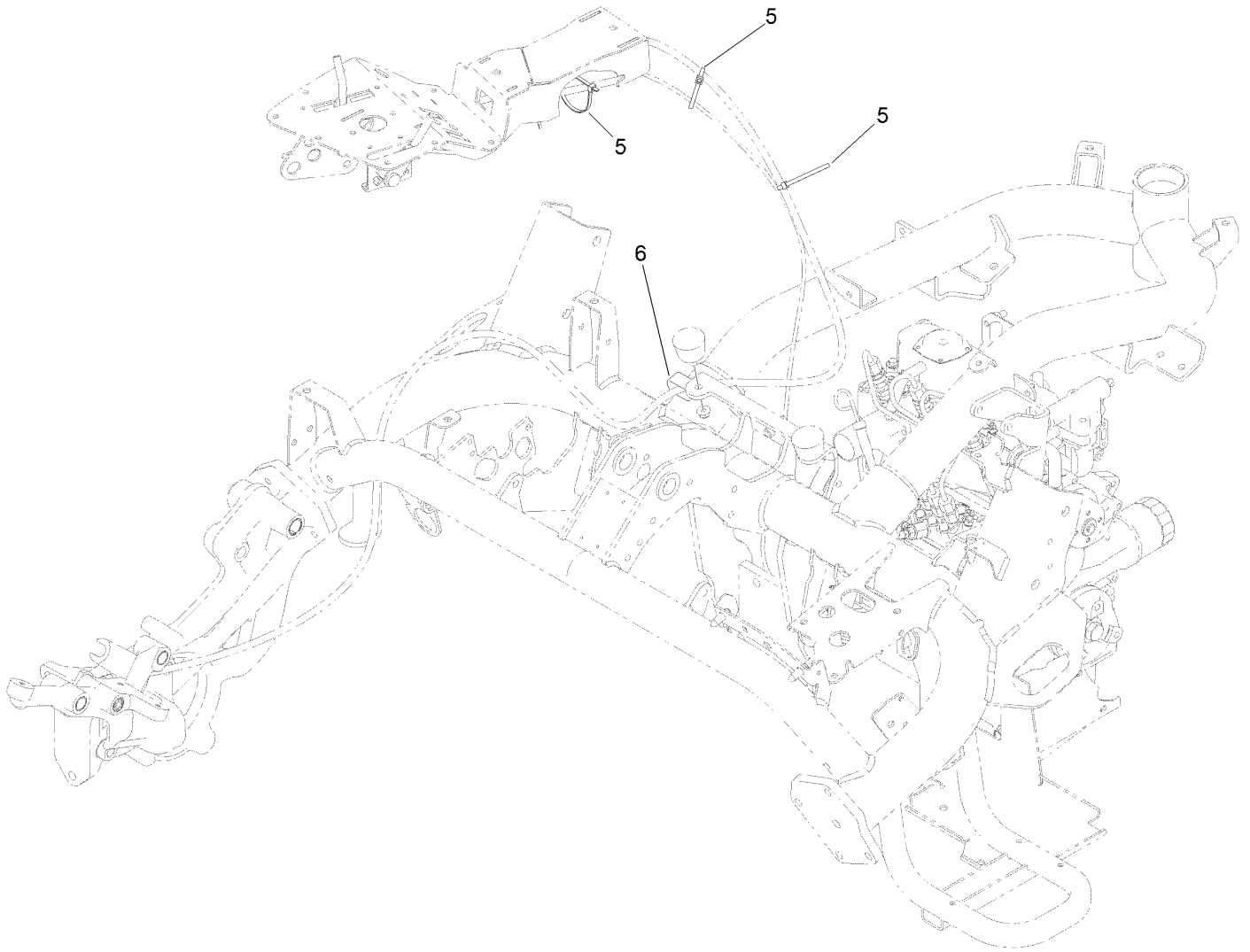
Ref.	Part Number	Qty.	Description
1	132-3822-03	1	Bracket
2	94-1378	1	Tube-Pivot, Handle
3	133-8894	1	Handle
4	136-8417	1	Bushing
5	33115-040	1	Screw-HH
6	3256-24	1	Washer-Flat
7	33025-00	1	Nut-Lock, NI
8	120-3198	1	Roller-Pivot
9	94-9619	1	Bushing
12	94-9620	1	Spring-Torsion
13	3256-67	1	Washer
14	33023-00	1	Nut-Lock
15	75-5470	2	Spacer-Bearing
16	251-259	1	Bearing-Ball
17	33024-00	1	Nut-Lock, NI

Ref.	Part Number	Qty.	Description
18	94-9617	1	Pin-Spring
19	2411-38	1	Joint-Ball
20	132-9544	1	Cable-Lock, Neutral
21	3296-27	1	Nut-Lock, NI
22	93-2279	1	Clamp-Cable
23	115-5300	2	Proximity Switch ASM
23:1	117-3207	2	Nut-Hex
23:2	117-3208	2	Washer-Lock, Internal Tooth
24	120-9753	1	Knob-Cylindrical, Orange
26	99-6810	2	Screw-HHF
27	3290-321	2	Screw-HWH
28	3296-12	2	Nut-Lock, NI
29	107069	2	Clip
32	99-7420	1	Plug-Hole



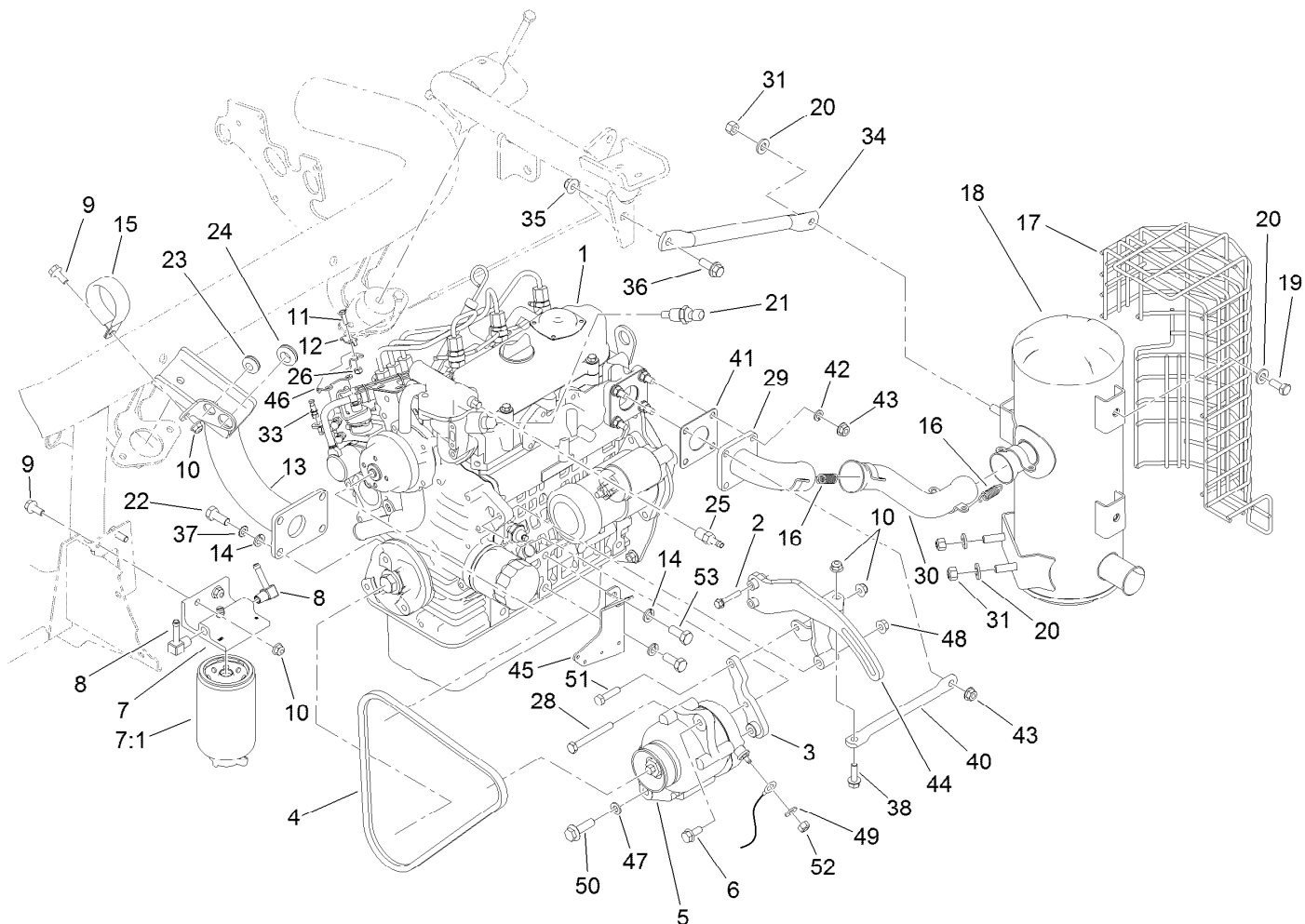
Ignition, Throttle and Choke Control Assembly

<i>Ref.</i>	<i>Part Number</i>	<i>Qty.</i>	<i>Description</i>	<i>Ref.</i>	<i>Part Number</i>	<i>Qty.</i>	<i>Description</i>
1	125-3013	1	Bracket-Throttle	14	132-9592	1	Cover-Choke
2	125-3014	1	Lever-Throttle	17	120-9751	1	Knob-Oval, Black
4	3290-277	4	Nut-Speed	18	120-6310	1	LCD Display ASM
5	131-2046	1	Decal-Light, Console	18:1	120-4630	1	Nut-Display
6	121-5159	1	Ignition Switch ASM	18:2	120-6311	1	Decal-Display
6:2	121-5160	1	Nut-Hex	19	125-3015	1	Bracket-Clamp, Cable
6:3	121-5161	1	Nut-Face	20	104-7201	1	Nut-HF
6:4	121-5162	1	Set-Key, Ignition	21	66-2921	2	Washer-Friction
7	132-9550	1	Decal-Console	22	321-5	1	Screw-HH
8	125-3017	1	Cable-Throttle	23	104-2065	1	Screw-HWH
9	99-7420	1	Plug-Hole	24	3290-144	2	Screw-SHWH



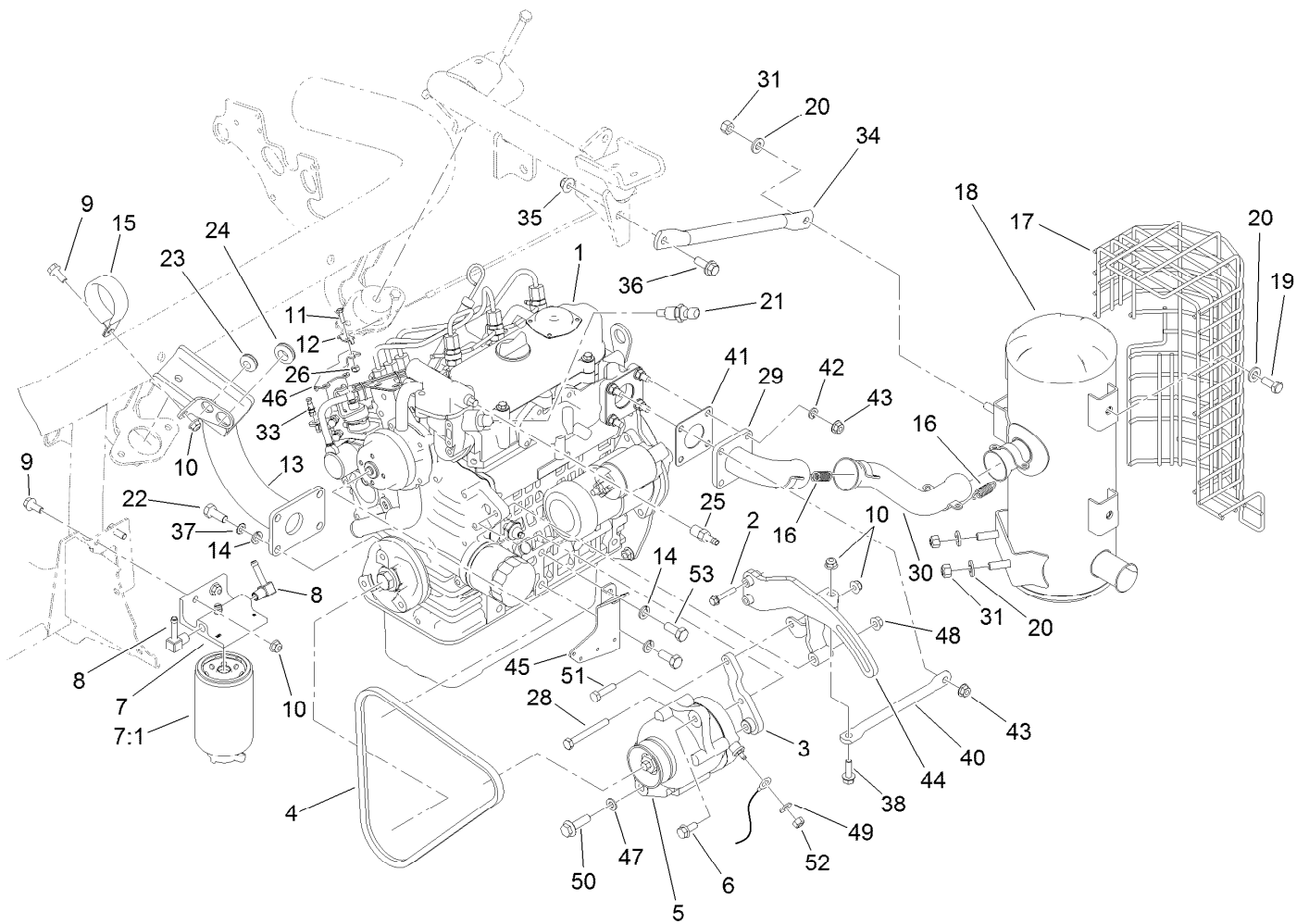
Console Cable Routing Assembly

<i>Ref.</i>	<i>Part Number</i>	<i>Qty.</i>	<i>Description</i>
5	3290-379	4	Tie-Cable
6	120-1959	1	Clamp



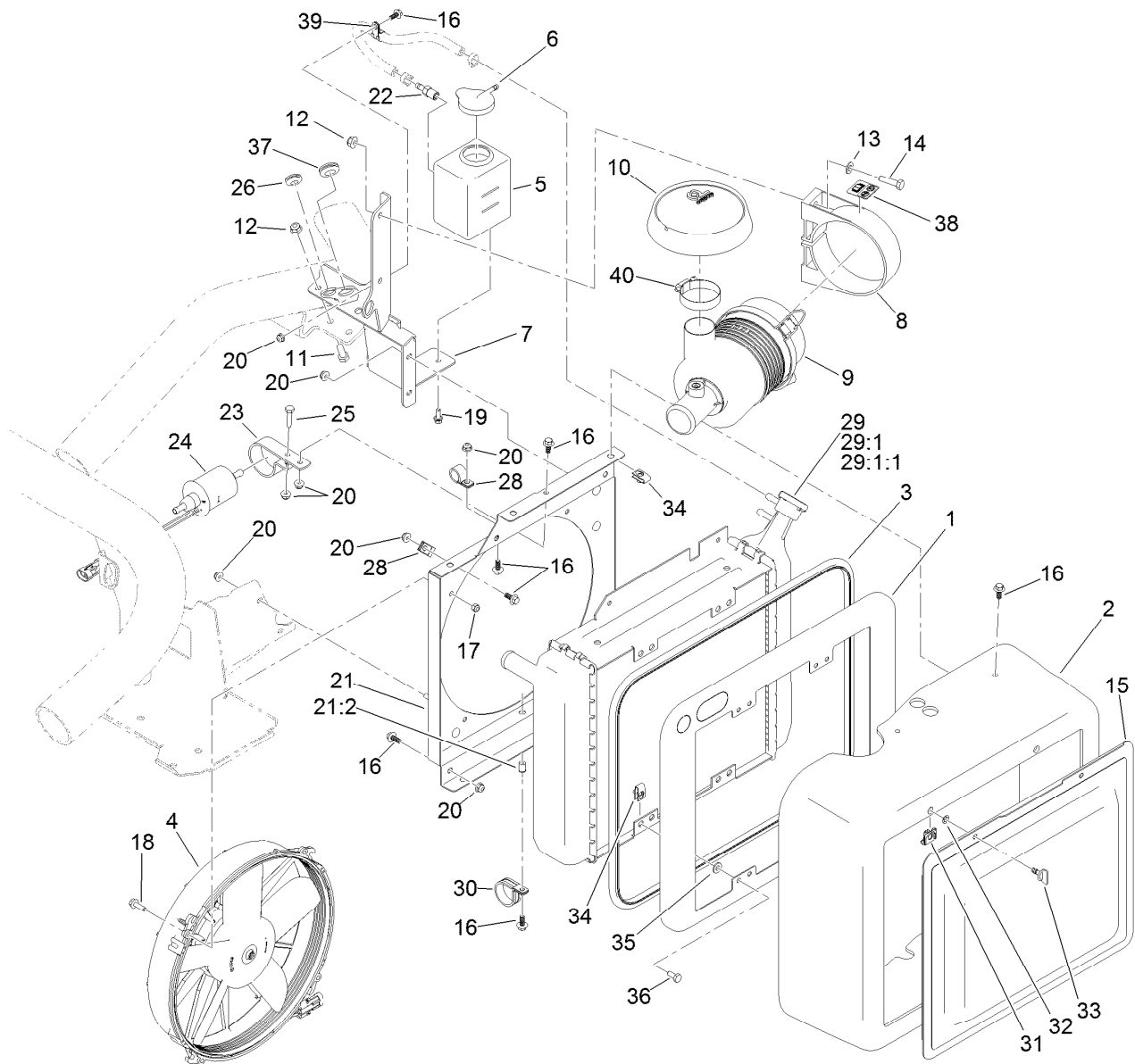
Engine and Exhaust Assembly

Ref.	Part Number	Qty.	Description	Ref.	Part Number	Qty.	Description
1	138-6902	1	Engine-Kubota, D902	21	119-4478	1	Sender-Temperature
2	33103-035	2	Screw-HHF	22	43-0090	4	Screw-HH
3	119-4428-03	1	Bracket-Alternator	23	1-633630	1	Grommet
4	119-4486	1	Belt-V, Fan	24	237-124	2	Grommet
5	117-5541	1	60 Amp Alternator ASM	25	353-783	1	Fitting-STR
6	33104-020	1	Screw-HHF	26	3296-2	1	Nut-Lock, NI
7	110-9044	1	Separator-Filter	28	119-8194	1	Screw-HH
7:1	110-9049	1	Filter-Spin On	29	114-8009	1	Plate-Exhaust
8	353-707	2	Fitting-HYD, 90 DEG	30	114-8013	1	Pipe-Exhaust
9	3234-47	2	Screw-HHF	31	32152-2	4	Nut-Lock, Cone
10	104-8300	5	Nut-HF, NI	33	108-5928	1	Swivel-Stop, Cable
11	3290-134	1	Screw	34	120-1956-03	1	Tube-Brace
12	613385	1	Clamp-Cable	35	104-8301	1	Nut-HF, NI
13	119-2128-03	1	Support-Engine	36	3234-42	1	Screw-HHF
14	42-9600	6	Washer-Lock	37	3255-8	1	Washer-Lock
15	115-9469	1	Clamp-R	38	3234-29	2	Screw-HHF
16	104-6478	4	Spring-Extension	40	120-1961-03	1	Tube-Brace
17	115-8718-03	1	Shield-Muffler	41	99-8343	1	Gasket-Muffler
18	120-1950	1	Muffler	42	3253-4	3	Washer-Lock
19	323-5	4	Screw-HH	43	117-1350	4	Nut-HF, Lock
20	100-4852	8	Washer-Hardened	44	119-8182-03	1	Bracket-Alternator



Engine and Exhaust Assembly (continued)

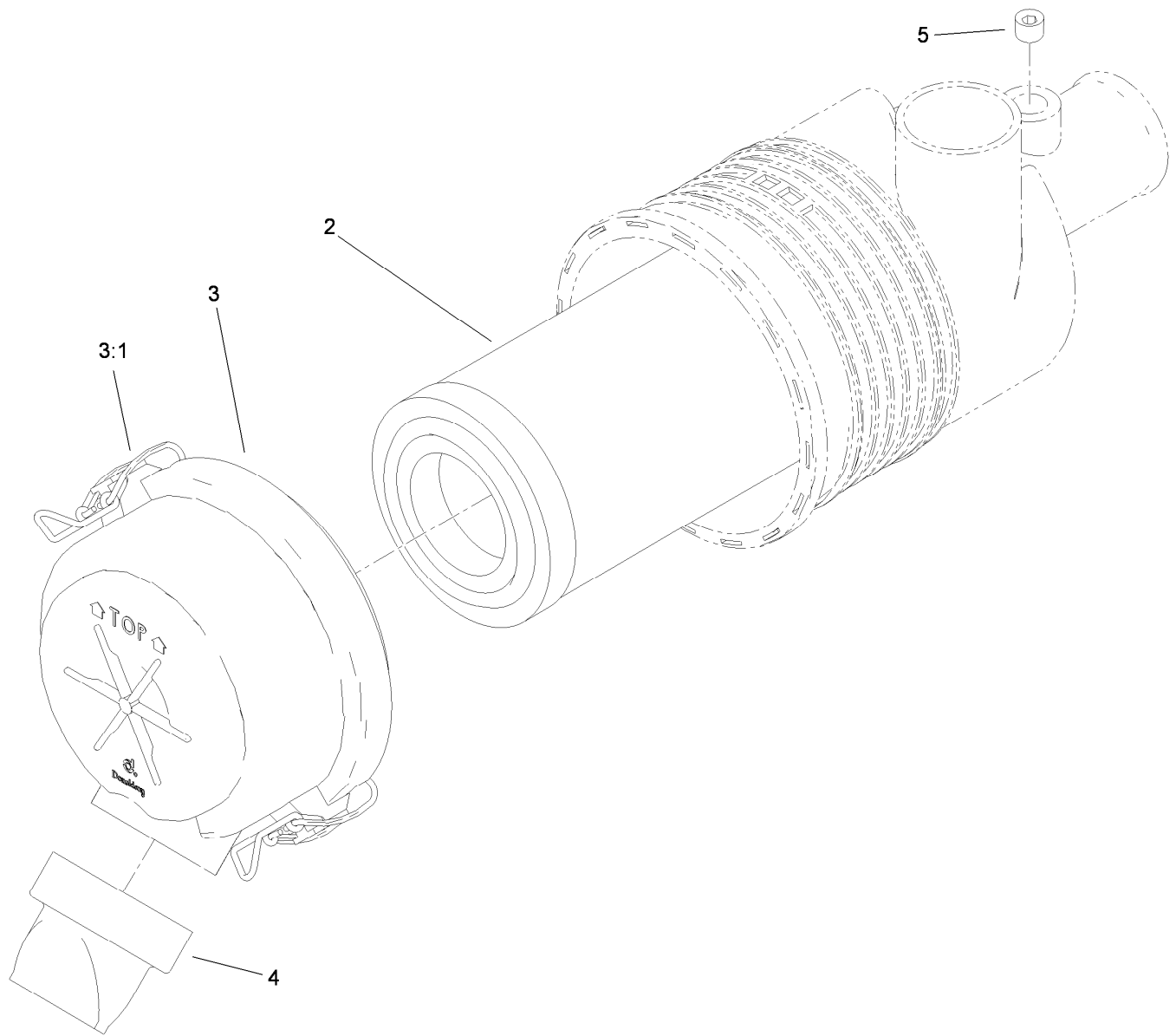
<i>Ref.</i>	<i>Part Number</i>	<i>Qty.</i>	<i>Description</i>	<i>Ref.</i>	<i>Part Number</i>	<i>Qty.</i>	<i>Description</i>
45	120-1964-03	1	Bracket-Harness	50	33105-035	1	Screw-HHF
46	125-3016	1	Bracket-Support, Throttle	51	322-6	1	Screw-HH
47	3256-23	1	Washer-Plain	52	33013-00	1	Nut-Hex
48	33004-00	1	Nut-HF	53	63-7790	2	Screw-Cap
49	3256-2	1	Washer-Flat				



Radiator, Fuel Pump and Air Cleaner Assembly

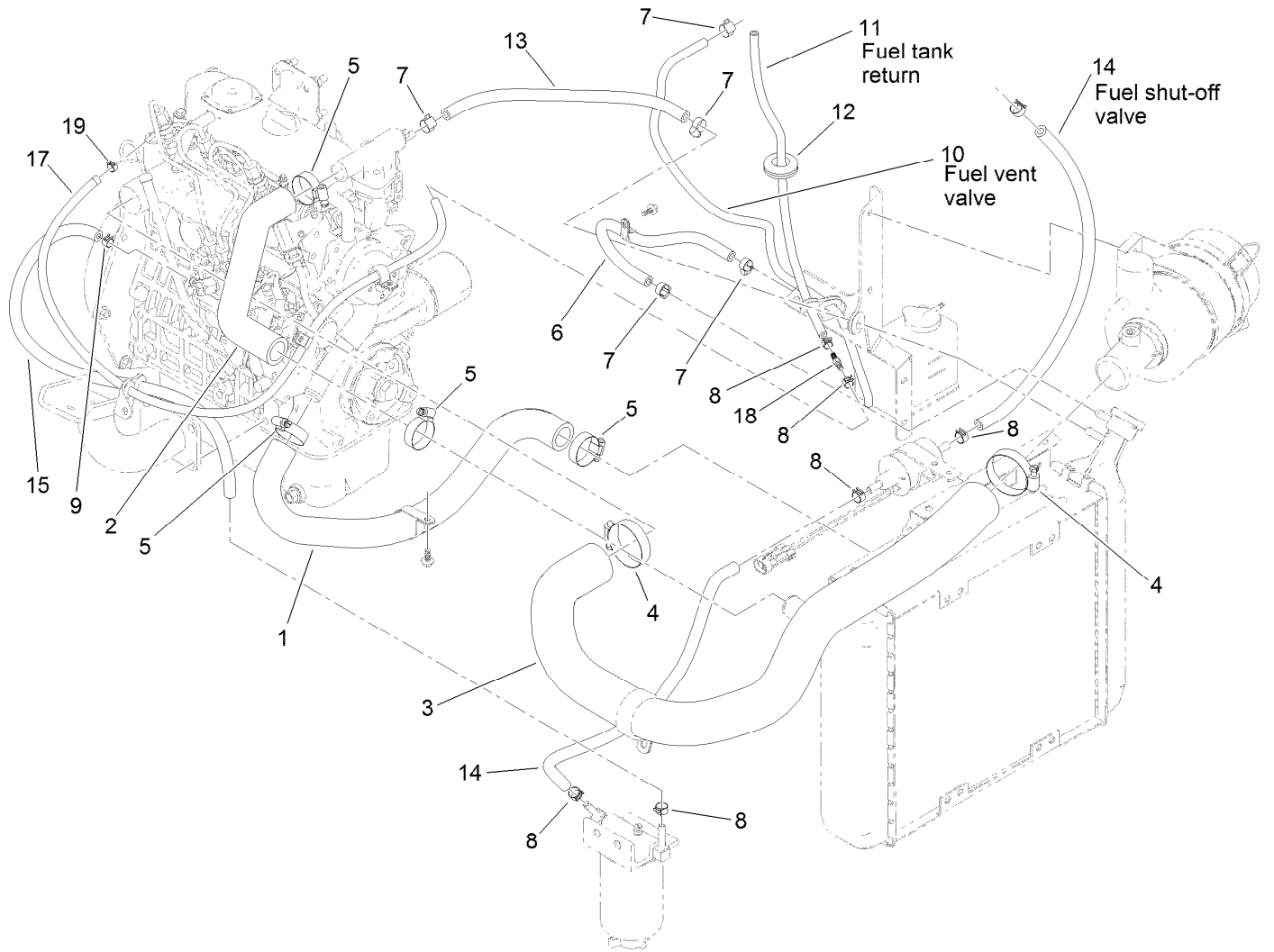
Ref.	Part Number	Qty.	Description
1	117-9307-03	1	Panel-Seal, Radiator
2	117-9296	1	Shroud-Radiator
3	117-9308	1	Trim-Seal
4	115-5765	1	Fan
5	120-5260	1	Tank-Overflow
6	1-643164	1	Cap-Tank, Overflow
7	131-2099-03	1	Bracket
8	95-5806	1	Bracket-Mounting
9	95-5805	1	Air Cleaner ASM
10	120-4848	1	Hood-Inlet, Air
11	322-4	2	Screw-HH
12	104-8300	4	Nut-HF, NI
13	3256-23	2	Washer-Plain
14	322-6	2	Screw-HH
15	117-9311-03	1	Screen
16	99-6810	13	Screw-HHF
17	110-8451	4	Nut-Hex, NI
18	33103-020	4	Screw-HHF
19	3234-33	2	Screw-HHF
20	104-7201	13	Nut-HF
21	119-9038	1	Shroud ASM

Ref.	Part Number	Qty.	Description
21:2	32117-2	1	Nut-Clinch
22	353-783	1	Fitting-STR
23	110-8817	1	Bracket-Pump, Fuel
24	110-8806	1	Pump-Fuel
25	321-7	1	Screw-HH
26	1-633630	1	Grommet
28	2412-87	2	Clamp-Cable
29	117-9860	1	Radiator
29:1	115-7766	1	Cap-Radiator
29:1:1	106-6755	1	Decal-Cap, Radiator
30	119-9037	1	Clamp-R
31	119-1730	2	Receptacle-Clip, Mini
32	119-1729	2	Retainer-Stud
33	120-1957	2	Stud-Rapier
34	107069	8	Clip
35	3256-22	4	Washer-Flat
36	321-3	4	Screw-HH
37	237-124	1	Grommet
38	115-8155	1	Decal-Warning
39	2412-134	1	Clamp-R
40	2412-92	1	Clamp-Hose



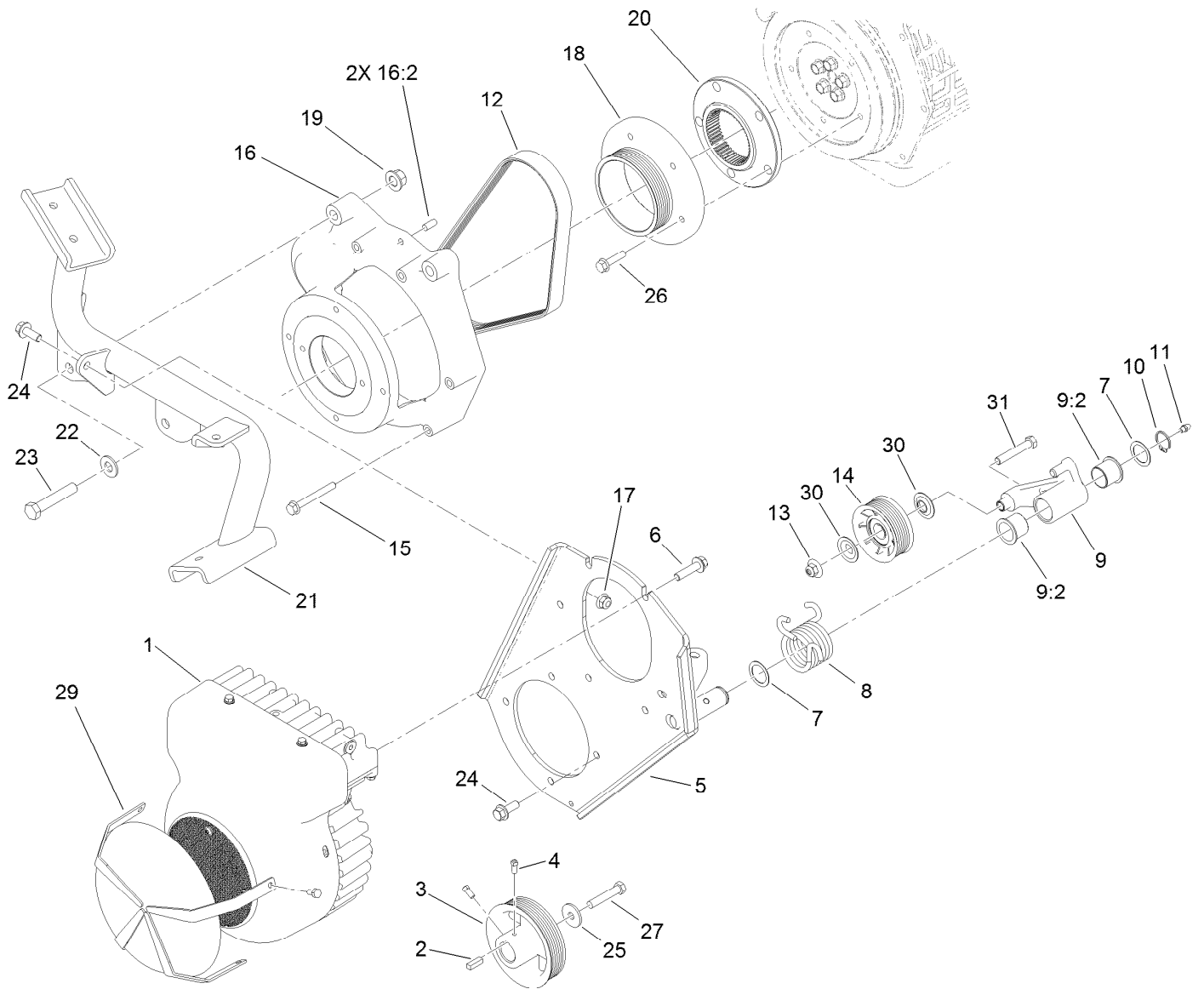
Air Cleaner Assembly No. 95-5805

<i>Ref.</i>	<i>Part Number</i>	<i>Qty.</i>	<i>Description</i>
2	108-3811	1	Filter-Air
3	94-3652	1	Cover ASM
3:1	1-643283	2	Latch-Cleaner, Air
4	87-9400	1	Valve-Vacuator
5	285-17	1	Plug-Pipe



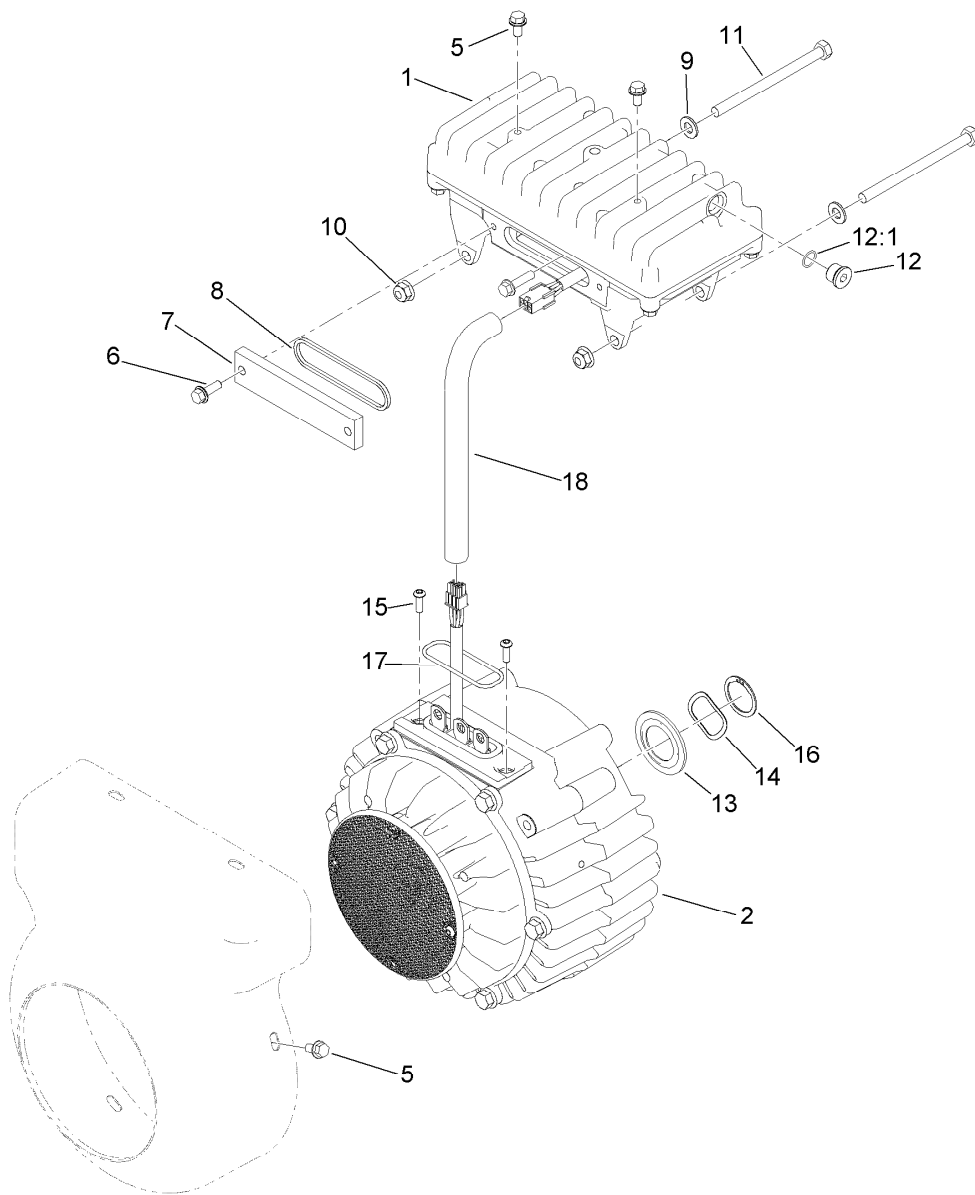
Radiator, Air Hose and Fuel Line Assembly

<i>Ref.</i>	<i>Part Number</i>	<i>Qty.</i>	<i>Description</i>	<i>Ref.</i>	<i>Part Number</i>	<i>Qty.</i>	<i>Description</i>
1	117-9268	1	Hose-Radiator, Lower	10	119-6074	1	Hose-Fuel
2	117-9261	1	Hose-Radiator, Upper	11	119-8150	1	Hose-Fuel
3	117-4481	1	Hose-Air	12	240-4	1	Grommet-Rubber
4	2412-92	2	Clamp-Hose	13	119-8136	1	Hose-Fuel
5	2412-34	4	Clamp-Hose	14	110-4109	2	Hose-Fuel
6	110-4113	1	Hose-Fuel	15	110-6187	1	Hose-Fuel
7	2412-108	5	Clamp-Worm	17	119-3517	1	Hose-Fuel
8	92-2379	6	Clamp-Hose	18	120-1996	1	Fitting-STR
9	2412-146	3	Clamp-Hose	19	2412-80	1	Clamp-Hose



Generator and Engine Frame Assembly

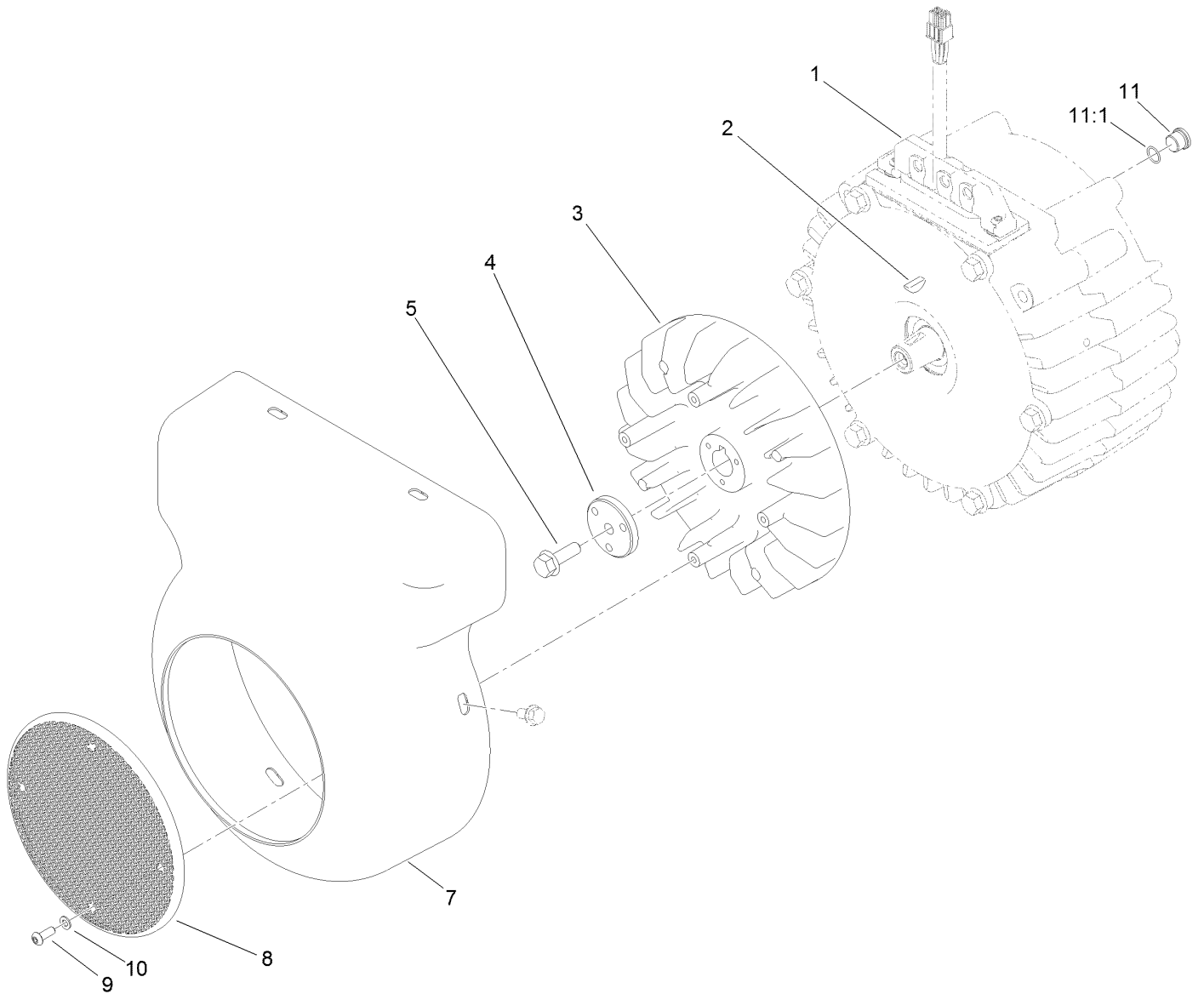
Ref.	Part Number	Qty.	Description	Ref.	Part Number	Qty.	Description
1	117-8185	1	Generator/Controller ASM	16	119-4454	1	Bell Housing ASM
2	10-7070	1	Key-Square	16:2	87-1910	2	Pin-Dowel
3	117-9295	1	Pulley-Generator	17	104-8301	5	Nut-HF, NI
4	3241-7	2	Screw-SQH	18	117-4458	1	Pulley-Engine, Diesel
5	117-9293-03	1	Plate-Generator	19	99-5107	2	Nut-Lock
6	114-4681	5	Screw-HHF	20	115-8727	1	Flange-Coupling
7	74-1810	2	Washer	21	119-2131-03	1	Mount-Rear, Engine
8	117-9342	1	Spring-Torsion	22	87-7270	2	Washer-Thrust
9	117-9294	1	Idler Bracket ASM	23	325-11	2	Screw-HH
9:2	126-1963	2	Bushing-Pivot	24	3234-42	6	Screw-HHF
10	32151-36	1	Ring-Retaining	25	63-8410	1	Washer
11	302-5	1	Fitting-Grease	26	33104-030	5	Screw-HHF
12	117-4464	1	Belt-V	27	3211-9	1	Screw-HH
13	109-6658	1	Nut-Flange, NI	29	117-4504-03	1	Guard
14	120-5766	1	Pulley	30	120-5757	2	Washer-Flange
15	33104-070	5	Screw-HHF	31	323-11	1	Screw-HH



Generator/Controller Assembly No. 117-8185

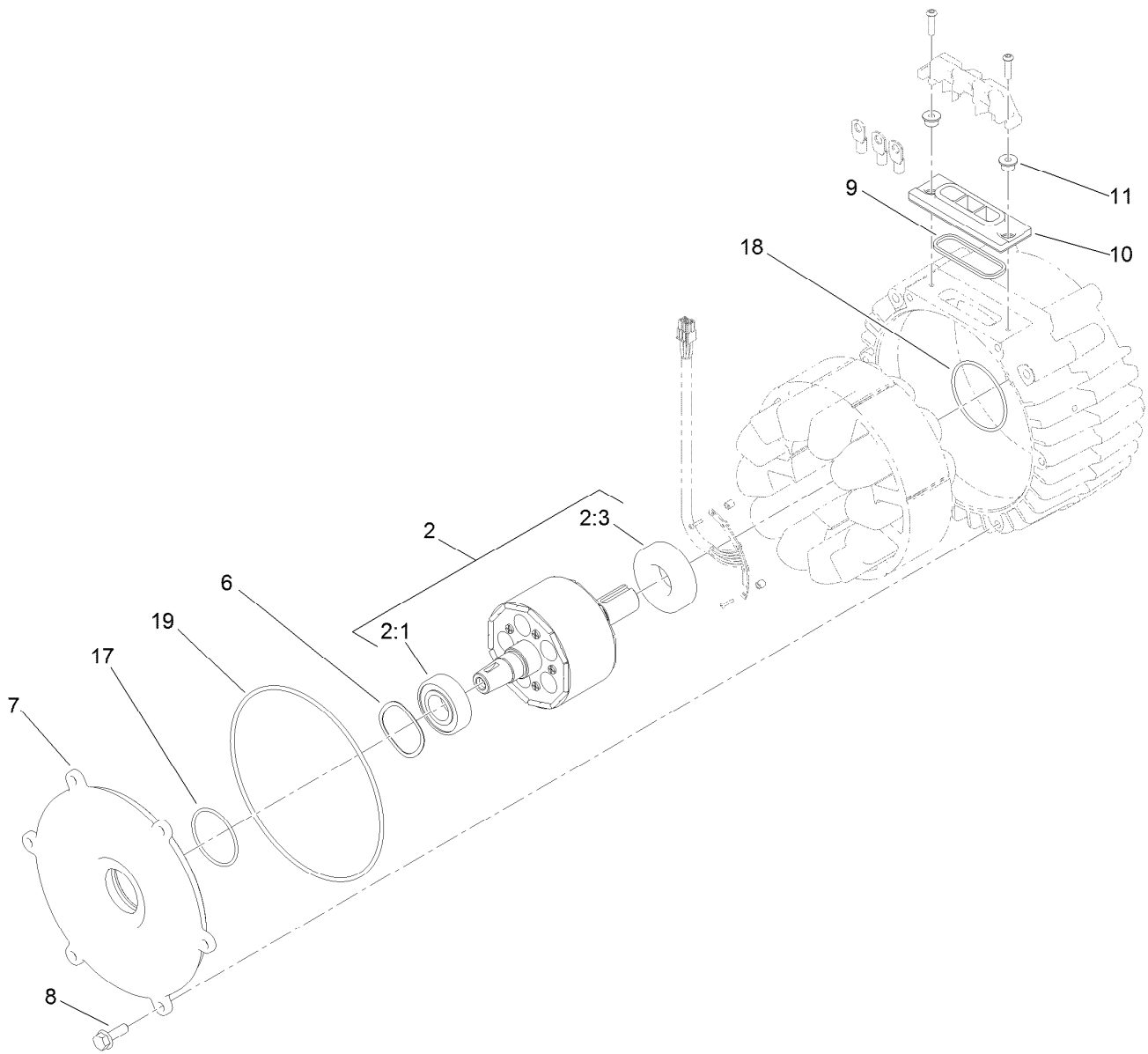
<i>Ref.</i>	<i>Part Number</i>	<i>Qty.</i>	<i>Description</i>
1	117-8181	1	Controller ASM
2	117-8182	1	Generator ASM
5	119-1065	6	Screw-HWH
6	119-1138	2	Screw-HWH
7	120-4511	1	Cover-Access
8	120-4513	1	Gasket-Cover, Access
9	3256-23	2	Washer-Plain
10	104-8300	2	Nut-HF, NI
11	322-38	2	Screw-HH

<i>Ref.</i>	<i>Part Number</i>	<i>Qty.</i>	<i>Description</i>
12	353-989	1	Plug-Hex, Hollow
12:1	237-42	1	O-Ring
13	115-3299	1	Seal-Flocked
14	117-8147	1	Washer-Wave
15	119-7568	2	Screw-HSBH
16	121-7130	1	Ring-Retaining, EXT
17	117-8176	1	O-Ring
18	127-2747	1	Sleeve-Harness, Expandable



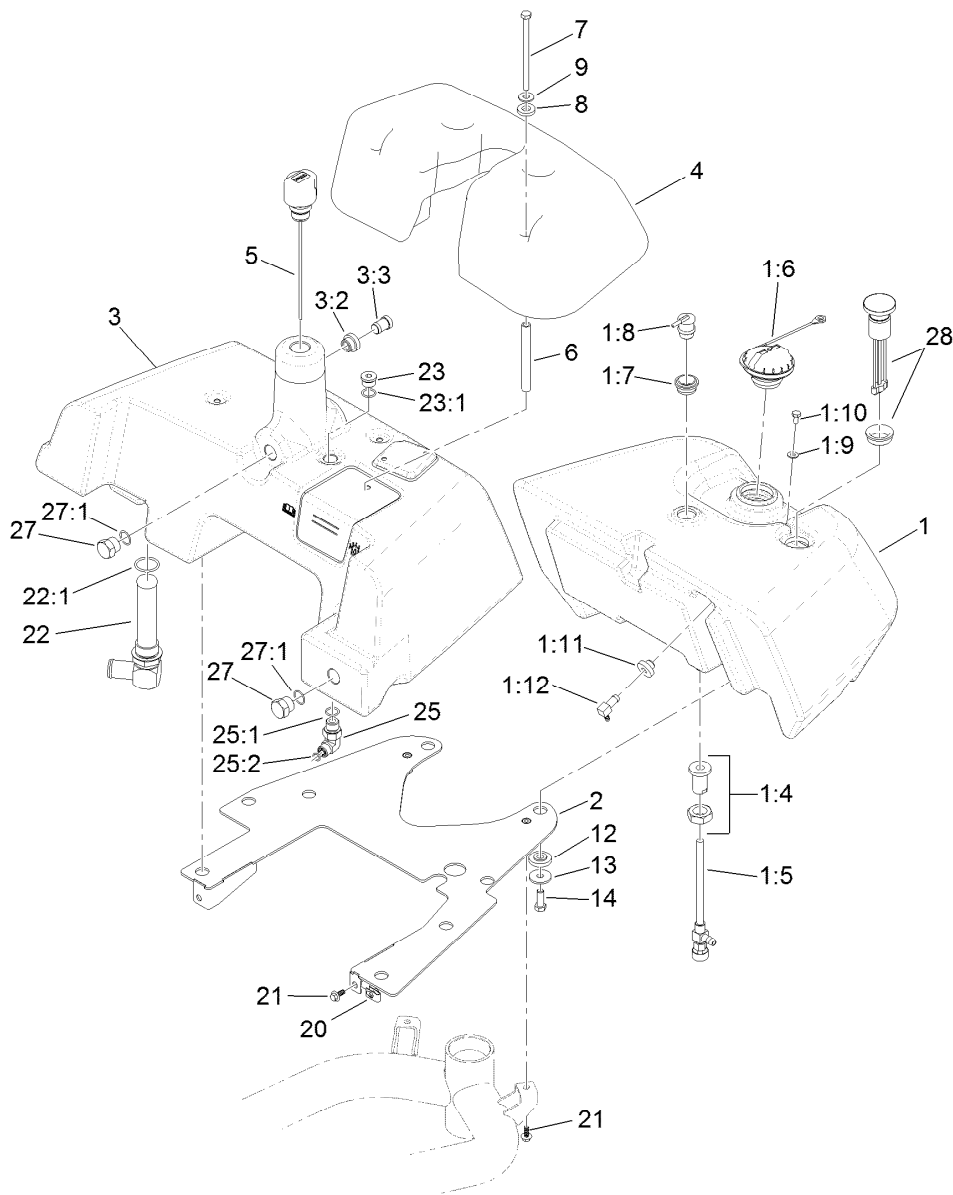
Generator Assembly No. 117-8182

Ref.	Part Number	Qty.	Description
1	119-1069	1	Generator Service ASM
2	112-5193	1	Key-Woodruff
3	117-8184	1	Fan-Generator
4	112-9604	1	Collar
5	33104-025	1	Screw-HHF
7	121-7082	1	Cover-Generator
8	120-4582	1	Screen-Fan
9	120-4564	4	Screw-BHCS
10	120-4563	4	Washer-Flat
11	353-989	1	Plug-Hex, Hollow
11:1	237-42	1	O-Ring



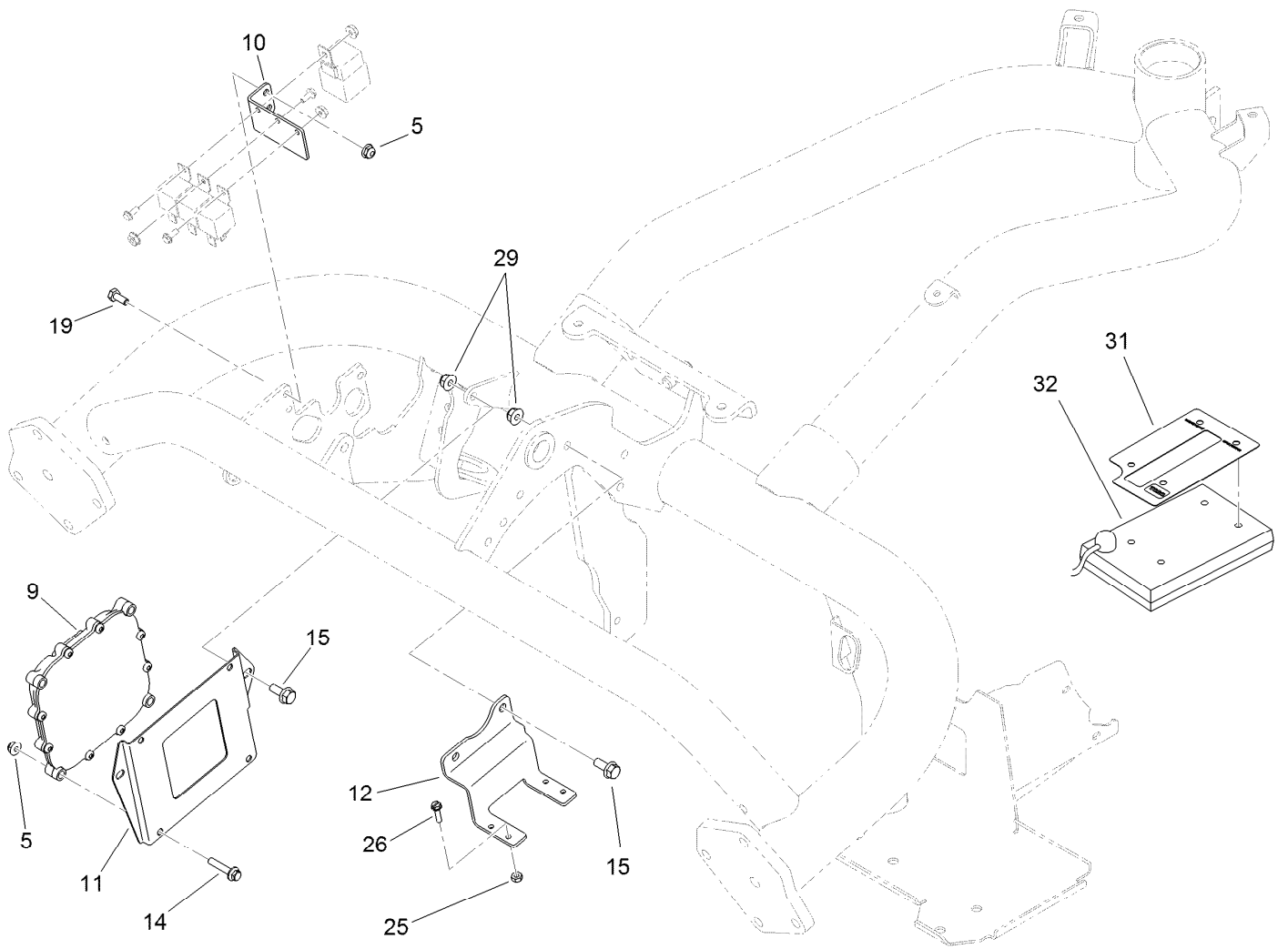
Generator Service Assembly No. 119-1069

<i>Ref.</i>	<i>Part Number</i>	<i>Qty.</i>	<i>Description</i>
2	119-7565	1	Rotor ASM
2:1	120-4621	1	Bearing
2:3	120-4622	1	Bearing
6	117-8148	1	Washer-Wave
7	117-4514	1	Cover-Generator
8	33104-025	6	Screw-HHF
9	120-4518	1	Gasket-Isolator
10	112-5155	1	Isolator-Thermal
11	117-4501	2	Spacer-Shoulder
17	107-3244	1	O-Ring
18	117-8177	1	O-Ring
19	112-5199	1	O-Ring



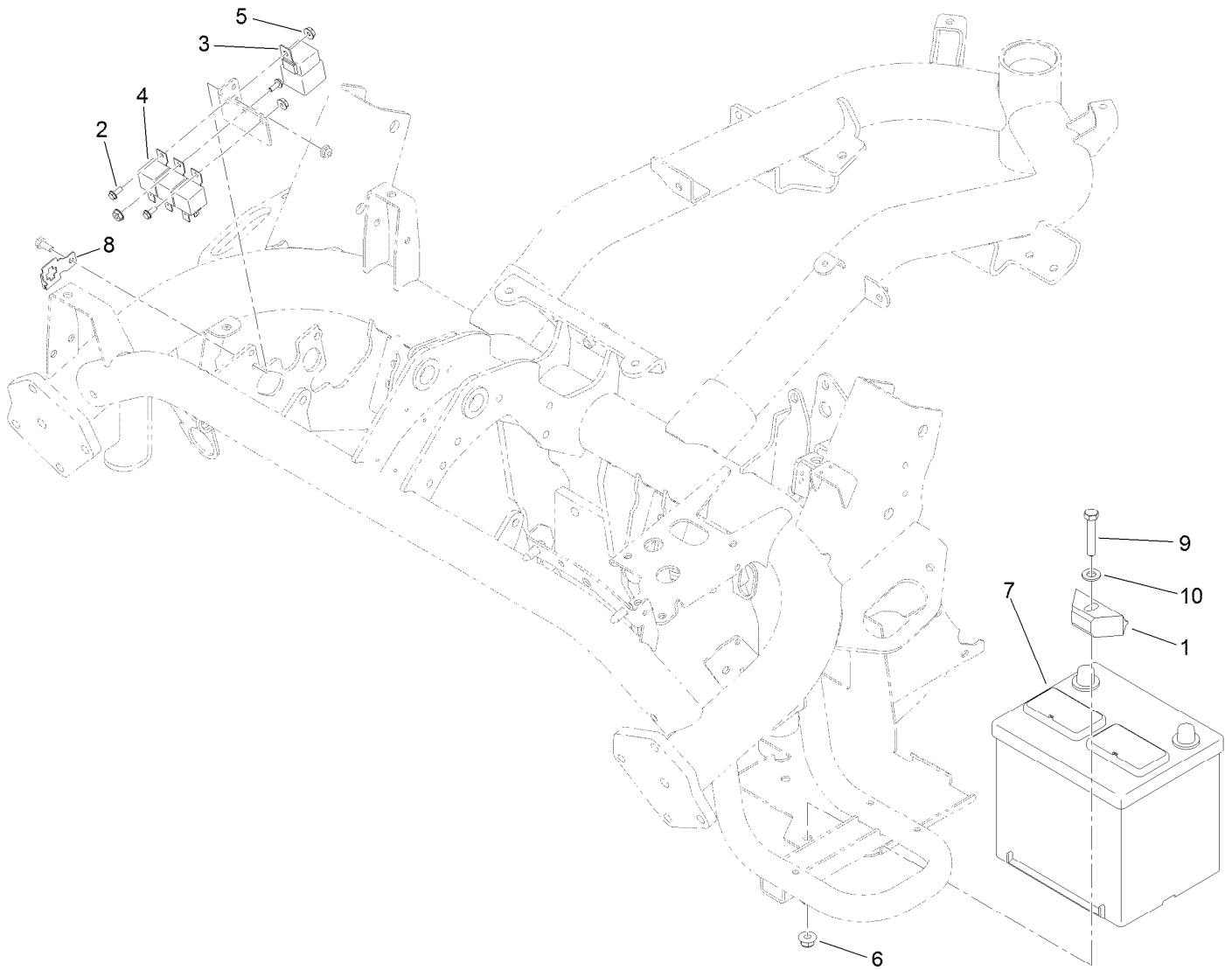
Fuel and Hydraulic Tank Assembly

Ref.	Part Number	Qty.	Description	Ref.	Part Number	Qty.	Description
1	136-8514	1	Fuel Tank ASM	8	83-1470	4	Washer-Neoprene
1:4	114-4677	1	Bulkhead ASM	9	3256-71	4	Washer-Flat
1:5	114-4679	1	Fitting-Shut Off, Fuel	12	240-11	8	Bushing-Flange
1:6	121-5174	1	Cap-Fuel, Diesel	13	63-8410	8	Washer
1:7	114-0284	1	Grommet	14	323-6	8	Screw-HH
1:8	119-3547	1	Valve-Vent, Fuel	20	107069	2	Clip
1:9	3256-1	1	Washer-Flat	21	99-6810	4	Screw-HHF
1:10	321-2	1	Screw-HH	22	105-0204	1	Strainer Fitting ASM
1:11	46-6560	1	Bushing	22:1	237-146	1	O-Ring
1:12	104-5228	1	Fitting-Elbow, 90 DEG	23	353-988	1	Plug-Hex
2	133-8892-03	1	Plate-Mount, Tank	23:1	237-79	1	O-Ring
3	136-8530	1	HYD Tank ASM	25	340-18	1	Fitting-HYD, 90 DEG
3:2	136-8531	1	Grommet	25:1	237-79	1	O-Ring
3:3	136-8534	1	Plug	25:2	237-22	1	O-Ring
4	136-8518	1	Cover-Tank	27	353-551	2	Plug-HH
5	136-8536	1	Breather (With Dipstick)	27:1	237-80	1	O-Ring
6	115-9825	4	Spacer-Tube, Long	28	136-8549	1	Kit-Gauge Replacement
7	322-29	4	Screw-HH				



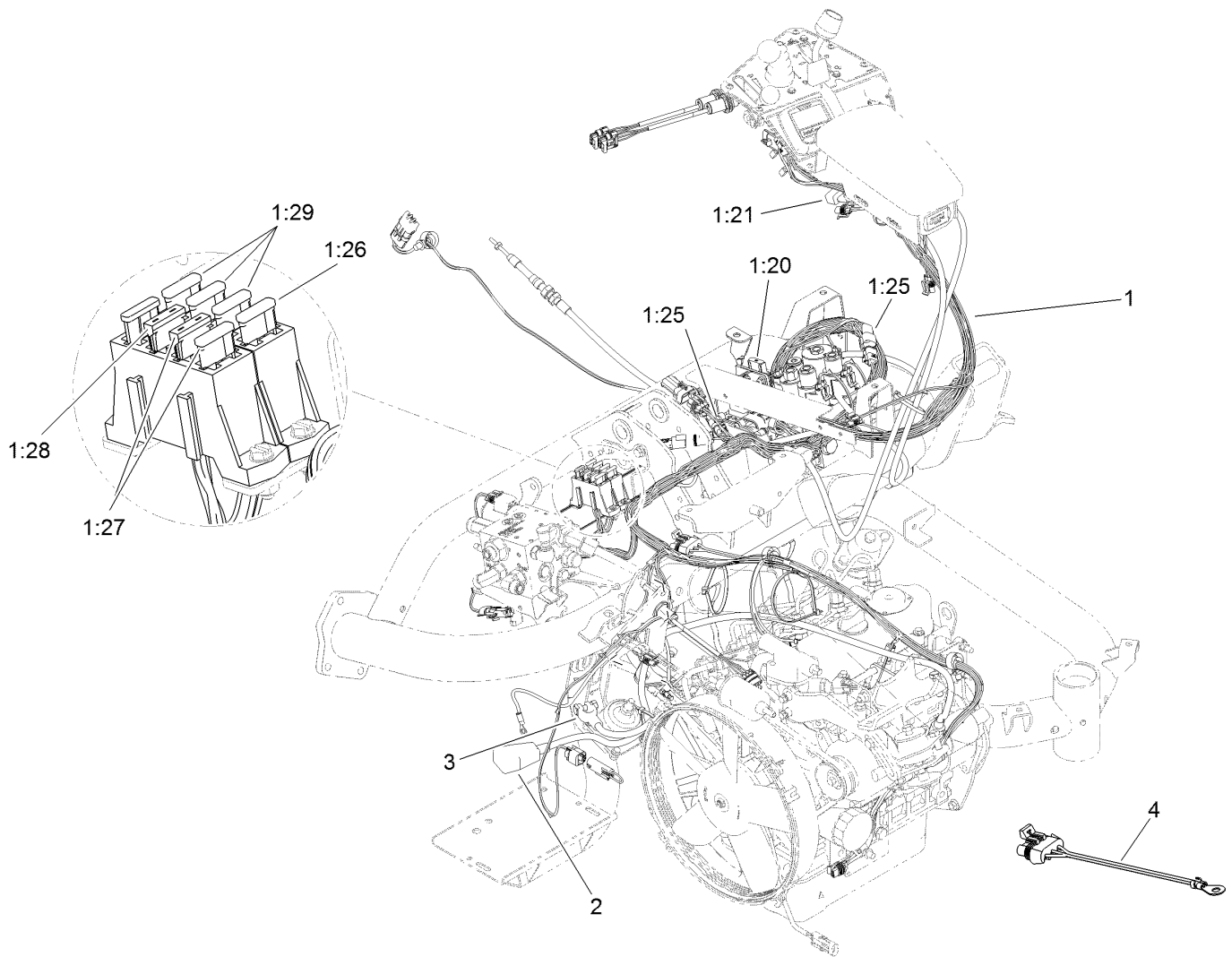
Controller Assembly

Ref.	Part Number	Qty.	Description
5	104-7201	6	Nut-HF
9	115-1900	1	Controller
10	119-2097-01	1	Bracket-Relay
11	119-2099-01	1	Plate-Mounting, Controller
12	119-2119-01	1	Bracket-Block, Fuse
14	3234-21	4	Screw-HHF
15	3234-47	4	Screw-HHF
19	321-3	2	Screw-HH
25	3296-2	4	Nut-Lock, NI
26	32105-13	4	Screw-HWH
29	104-8300	4	Nut-HF, NI
31	115-8227	1	Decal-Controller
32	85-4750	1	Box-Display, Diagnostic



Battery Assembly

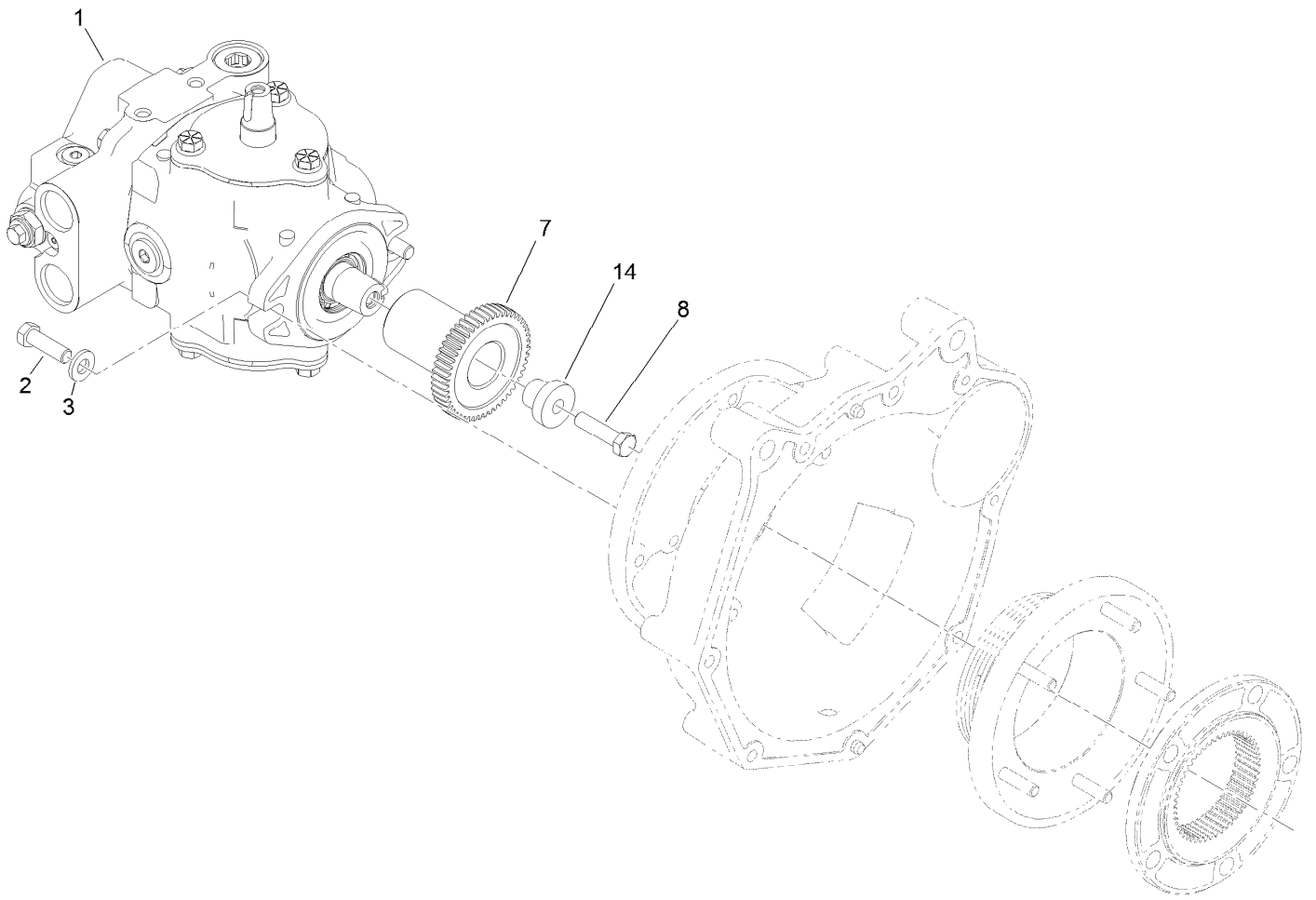
<i>Ref.</i>	<i>Part Number</i>	<i>Qty.</i>	<i>Description</i>
1	66-2490	1	Retainer-Battery
2	112-6349	3	Screw-HWH
3	99-7430	1	Relay-Mini 280
4	99-7435	3	Relay
5	32149-8	3	Nut-Keps
6	104-8301	1	Nut-HF, NI
7	106-5187	1	Battery-Dry
8	114-5502	1	Clip-Fuse
9	323-10	1	Screw-HH
10	3256-24	1	Washer-Flat



Wire Harness Assembly

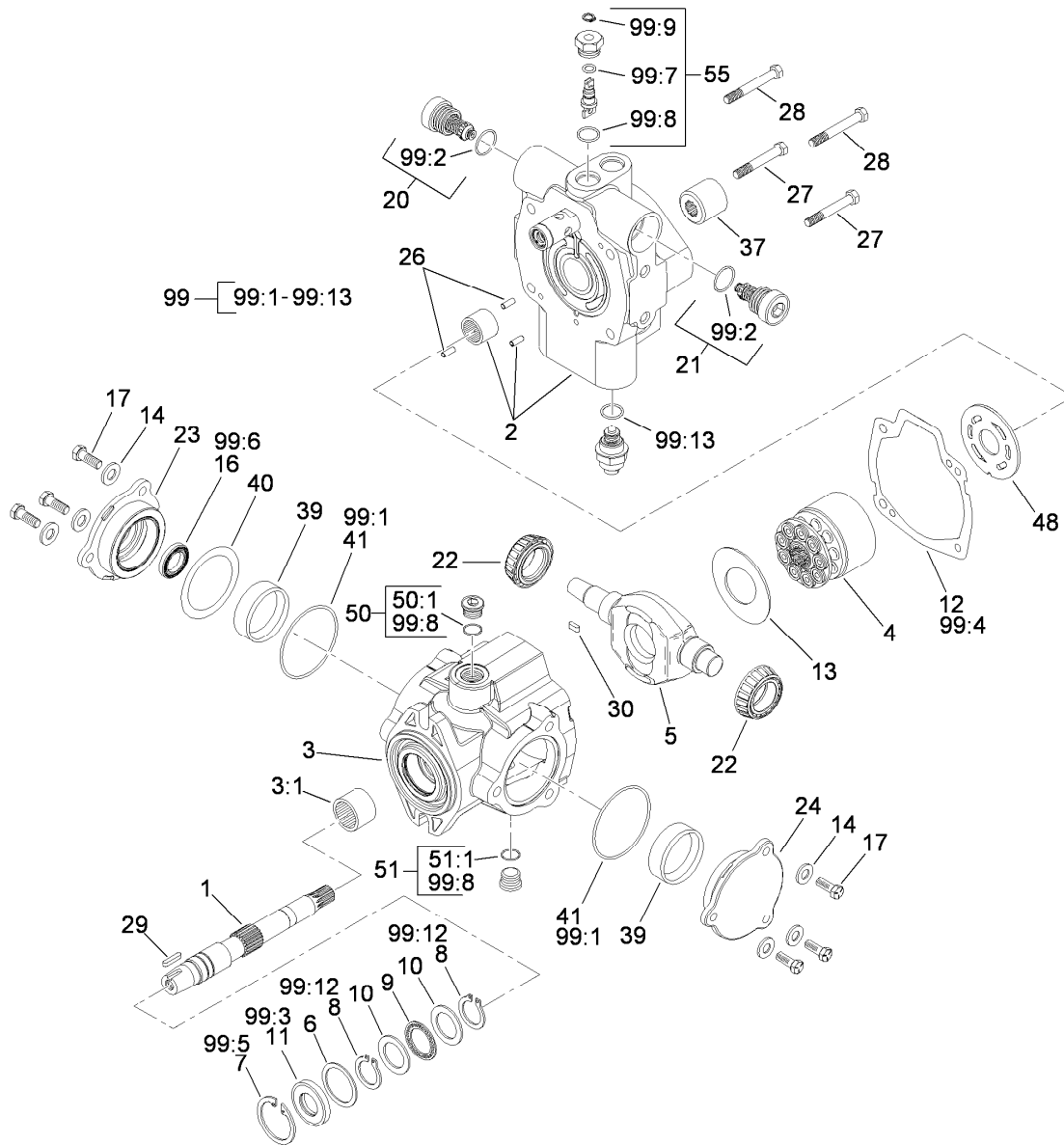
<i>Ref.</i>	<i>Part Number</i>	<i>Qty.</i>	<i>Description</i>
1	122-0862	1	Harness-Wire
1:15	100-4918	1	Diode ●
1:20	94-8002	1	Fuse-Blade, 50 Amp
1:21	104-4022	1	Resistor-75 Ohm
1:25	32180-043	2	Resistor-120 Ohm
1:26	94-6710	1	Fuse-2 Amp
1:27	218-578	2	Fuse-Blade, 10 Amp
1:28	109355	1	Fuse-Blade, 15 Amp
1:29	114241	3	Fuse-Blade, 7.5 Amp
2	114-9747	1	Cable-Battery, Positive
3	115-8135	1	Cable-Battery, Negative
4	99-3441	1	Harness-Wire, Fusible Link

● Not illustrated



Pump Coupling Assembly

<i>Ref.</i>	<i>Part Number</i>	<i>Qty.</i>	<i>Description</i>
1	121-9558	1	HYD Pump ASM
2	323-7	2	Screw-HH
3	100-4852	2	Washer-Hardened
7	115-8726	1	Hub-Taper
8	3211-6	1	Screw-HH
14	125-3010	1	Spacer-Step

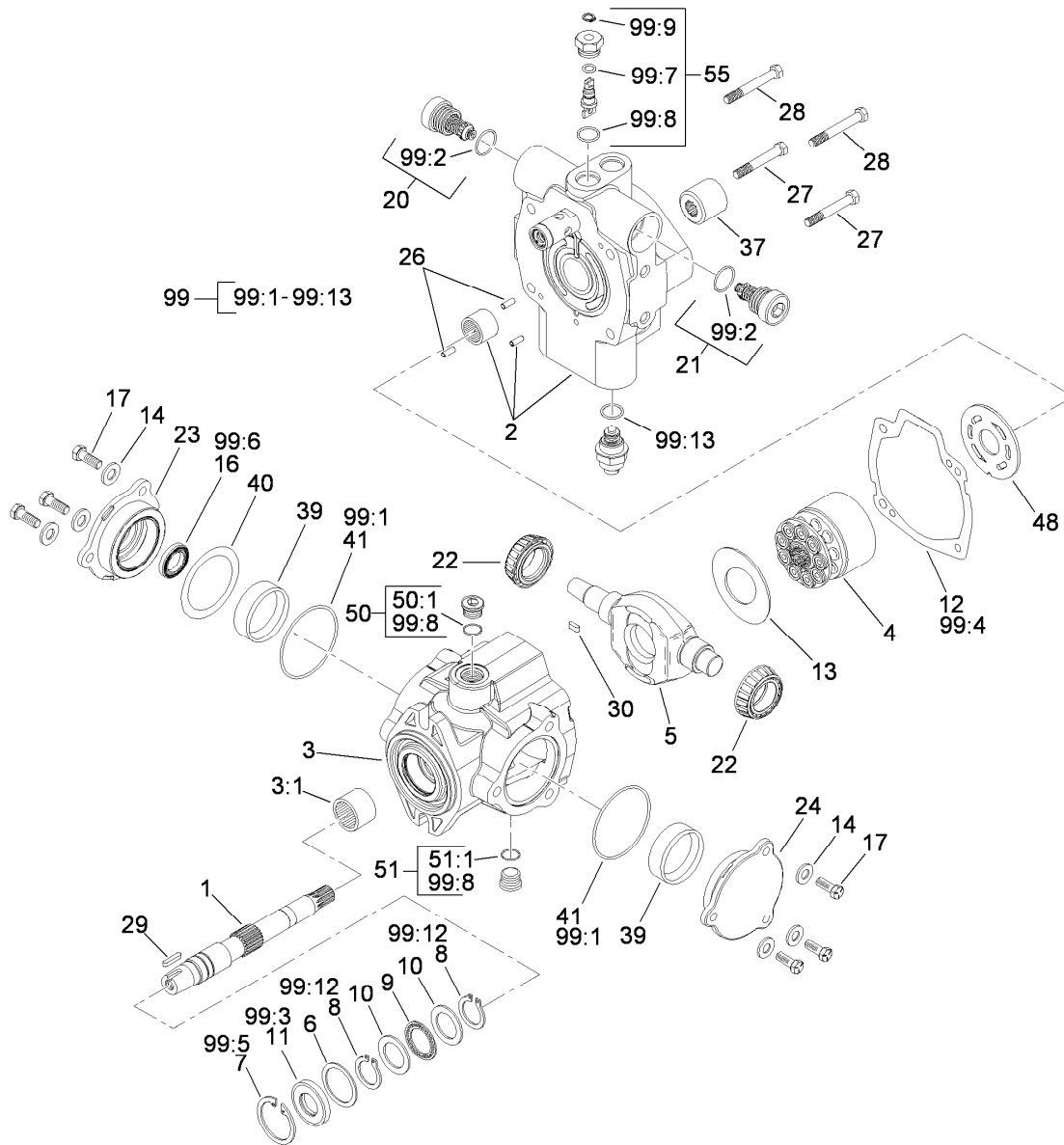


Hydraulic Pump Assembly No. 121-9558

Ref.	Part Number	Qty.	Description	Ref.	Part Number	Qty.	Description
1	119-7148	1	Shaft-Drive, Tapered	21	120-1989	1	Relief Valve ASM
2	121-9574	1	Endcover ASM	22	98-4639	2	Bearing-Cone
3	100-3176	1	Housing ASM	23	98-4645	1	Plate-Cover
3:1	94-6363	1	Bearing	24	98-4644	1	Plate-Cover
4	76-6070	1	Rotating Kit	26	76-6150	2	Pin-Dowel
5	104-4888	1	Swashplate	27	76-6160	2	Capscrew
6	33-3720	1	Washer	28	76-6170	2	Capscrew
7	32151-13	1	Ring-Retaining	29	120-5751	1	Key
8	32151-29	2	Ring-Retaining	30	94-3646	1	Key
9	252-66	1	Bearing-Thrust	37	74-9040	1	Coupler
10	252-71	2	Washer-Thrust	39	104-4046	2	Bearing-Cup
11	104-4861	1	Seal-Shaft	40	100-3182	1	Shim Kit
12	33-4930	1	Gasket-Housing	41	100-3179	2	O-Ring
13	98-4635	1	Insert-Plate, Cam	48	100-3180	1	Plate-Valve
14	105-9762	6	Washer	50	74-9280	1	Plug ASM
16	76-6190	1	Seal-Shaft	50:1		1	O-Ring ■
17	98-4640	6	Screw-Cap	51	74-9280	1	Plug ASM
20	120-1989	1	Relief Valve ASM	51:1		1	O-Ring ■

● Not illustrated

■ Not serviced separately



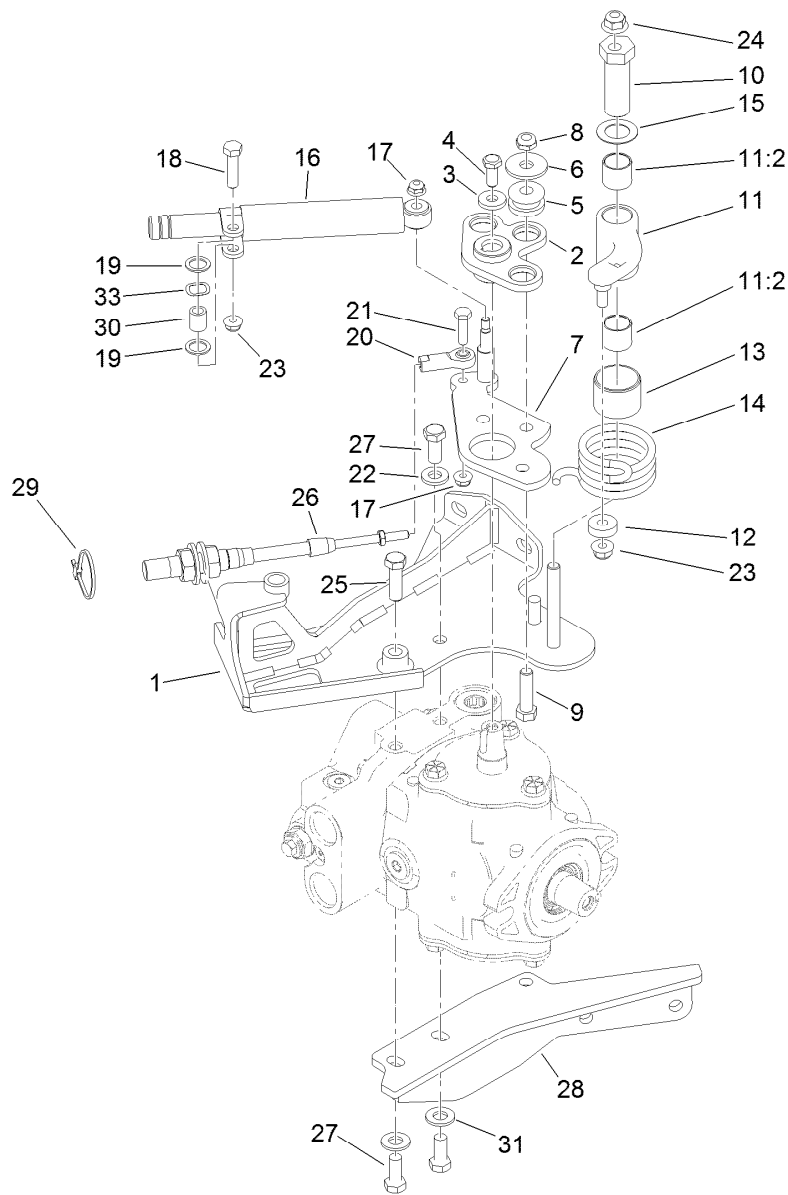
Hydraulic Pump Assembly No. 121-9558 (continued)

Ref.	Part Number	Qty.	Description
55	105-3811	1	Valve-Bypass
99	120-5754	1	Seal Kit
99:1		2	O-Ring ■
99:2		2	O-Ring ■
99:3		1	Seal-Shaft ■
99:4		1	Gasket ■
99:5		1	Ring-Retaining ■
99:6		1	Seal-Shaft ■

Ref.	Part Number	Qty.	Description
99:7		1	O-Ring ■
99:8		5	O-Ring ■
99:9		1	Ring-Retaining ■
99:10		1	O-Ring ●■
99:11		1	O Ring-Molded ●■
99:12		2	Ring-Retaining ■
99:13		1	O-Ring ●■

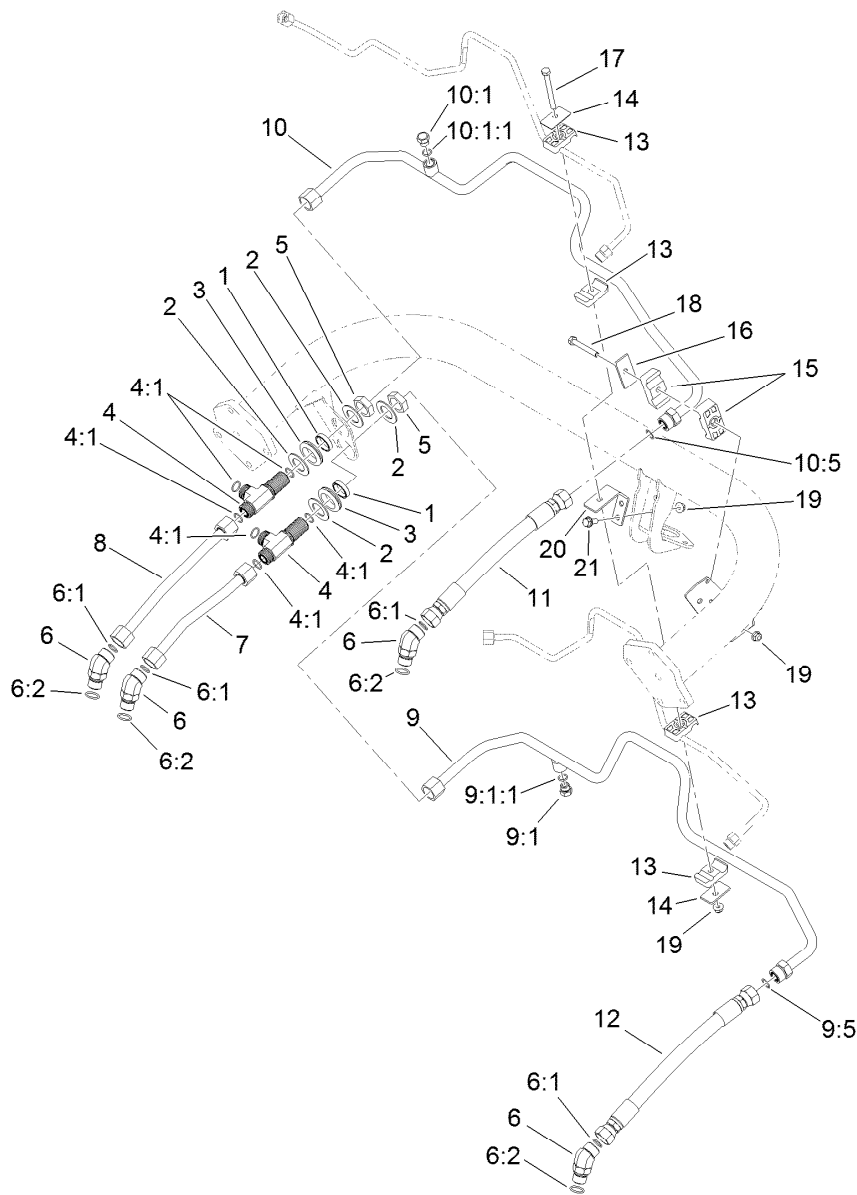
● Not illustrated

■ Not serviced separately



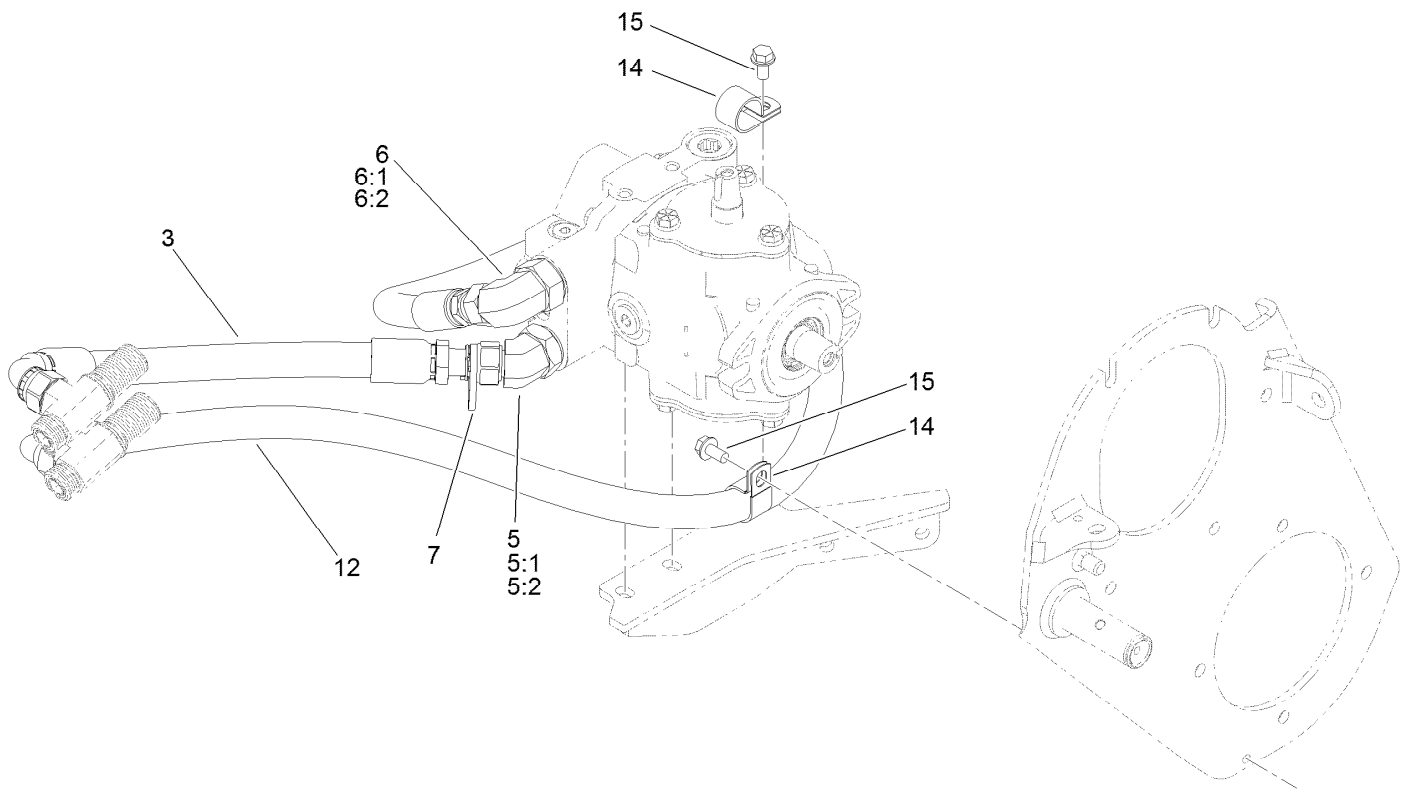
Neutral Centering Assembly

<i>Ref.</i>	<i>Part Number</i>	<i>Qty.</i>	<i>Description</i>	<i>Ref.</i>	<i>Part Number</i>	<i>Qty.</i>	<i>Description</i>
1	120-2015	1	Support-Cable	17	104-7201	2	Nut-HF
2	132-9582	1	Plate	18	322-6	1	Screw-HH
3	88-7200	1	Washer-Flat	19	94-8196	2	Washer-Nylon
4	3235-6	1	Screw-HH	20	2411-41	1	Rod End-Ball Joint
5	63-9750	3	Mount	21	321-6	1	Screw-HH
6	93-8806	3	Washer-Hardened	22	100-4852	1	Washer-Hardened
7	117-9061	1	Lever-Pump	23	104-8300	2	Nut-HF, NI
8	3296-59	3	Nut-Lock, NI	24	104-8301	1	Nut-HF, NI
9	323-29	3	Screw-HH	25	323-7	1	Screw-HH
10	117-9046	1	Stud-Eccentric	26	119-1734	1	Cable-Control, Traction
11	117-9053	1	Neutral Arm ASM	27	323-5	3	Screw-HH
11:2	94-9609	2	Bushing-Straight	28	117-9302	1	Bracket-Muffer
12	251-259	1	Bearing-Ball	29	3290-379	1	Tie-Cable
13	136-8418	1	Bushing	30	94-8197	1	Tube-Pivot
14	117-9047	1	Spring-Torsion	31	100-4852	2	Washer-Hardened
15	119-8199	1	Washer-Nylon	33	108473	1	Washer-Wave
16	76-8870	1	Damper-Lever				



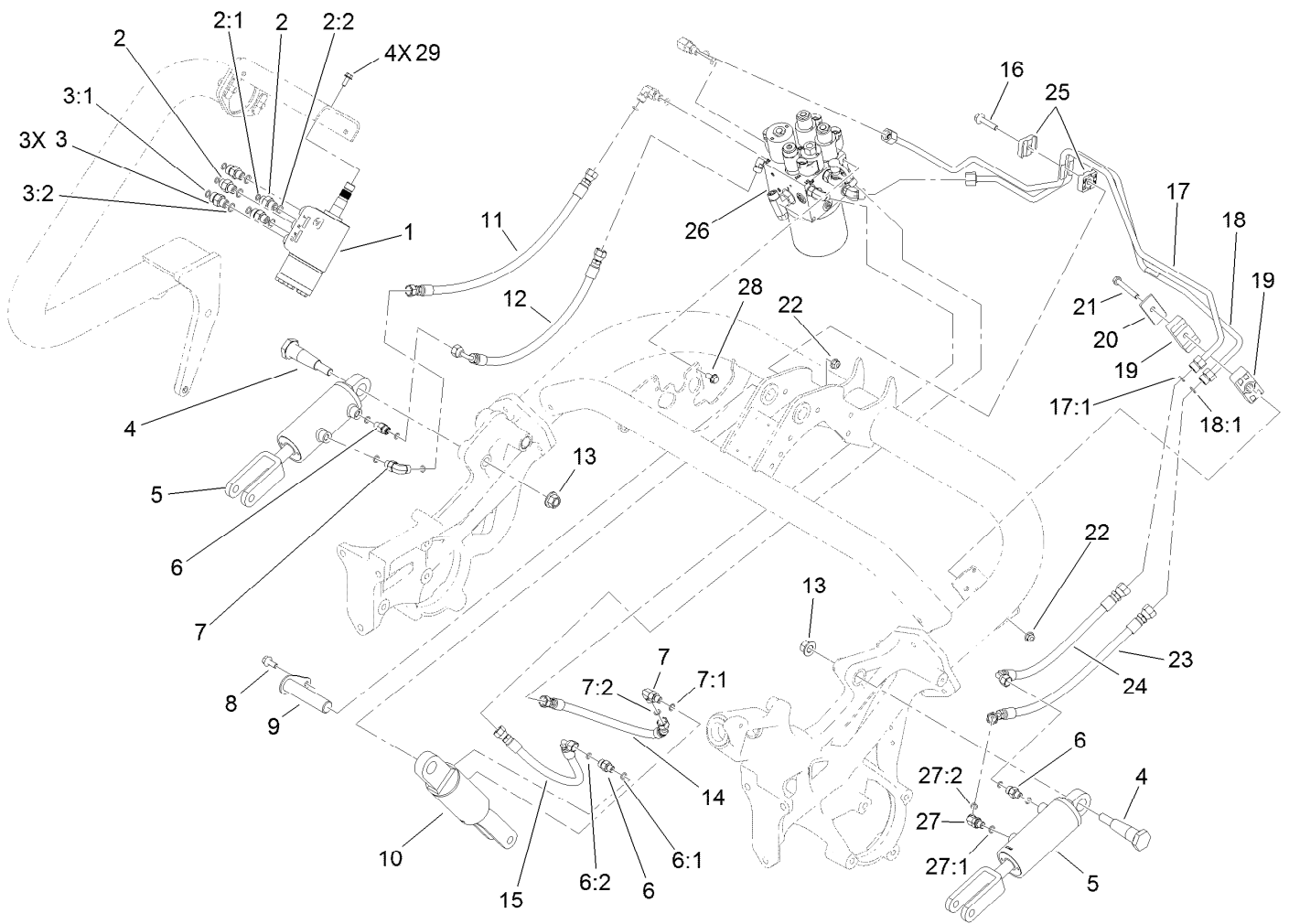
Traction Drive Hydraulic Line Assembly

<i>Ref.</i>	<i>Part Number</i>	<i>Qty.</i>	<i>Description</i>	<i>Ref.</i>	<i>Part Number</i>	<i>Qty.</i>	<i>Description</i>
1	125-1984	2	Spacer	10	119-2064	1	HYD Tube ASM
2	69-9010	4	Washer	10:1	353-508	1	Plug-HH
3	240-3	2	Grommet-Rubber	10:1:1	237-42	1	O-Ring
4	94-5350	2	Fitting-Tee	10:5	237-65	1	O-Ring
4:1	237-65	3	O-Ring	11	115-9484	1	Hose-HYD
5	340-74	2	Nut-Lock, Bulkhead	12	115-9485	1	Hose-HYD
6	340-14	4	Fitting-HYD, 45 DEG	13	56-7970	4	Clamp-Tube
6:1	237-65	1	O-Ring	14	69-9760	2	Coverplate
6:2	237-80	1	O-Ring	15	119-8173	2	Clamp-Tube
7	119-2057	1	Tube-HYD	16	69-9761	1	Plate-Cover
8	119-2058	1	Tube-HYD	17	322-20	1	Screw-HH
9	119-2063	1	Tube-HYD	18	322-12	1	Screw-HH
9:1	353-508	1	Plug-HH	19	104-8300	4	Nut-HF, NI
9:1:1	237-42	1	O-Ring	20	119-2092	1	Bracket-Tube
9:5	237-65	1	O-Ring	21	3234-47	2	Screw-HHF



Traction Drive Hose Routing Assembly

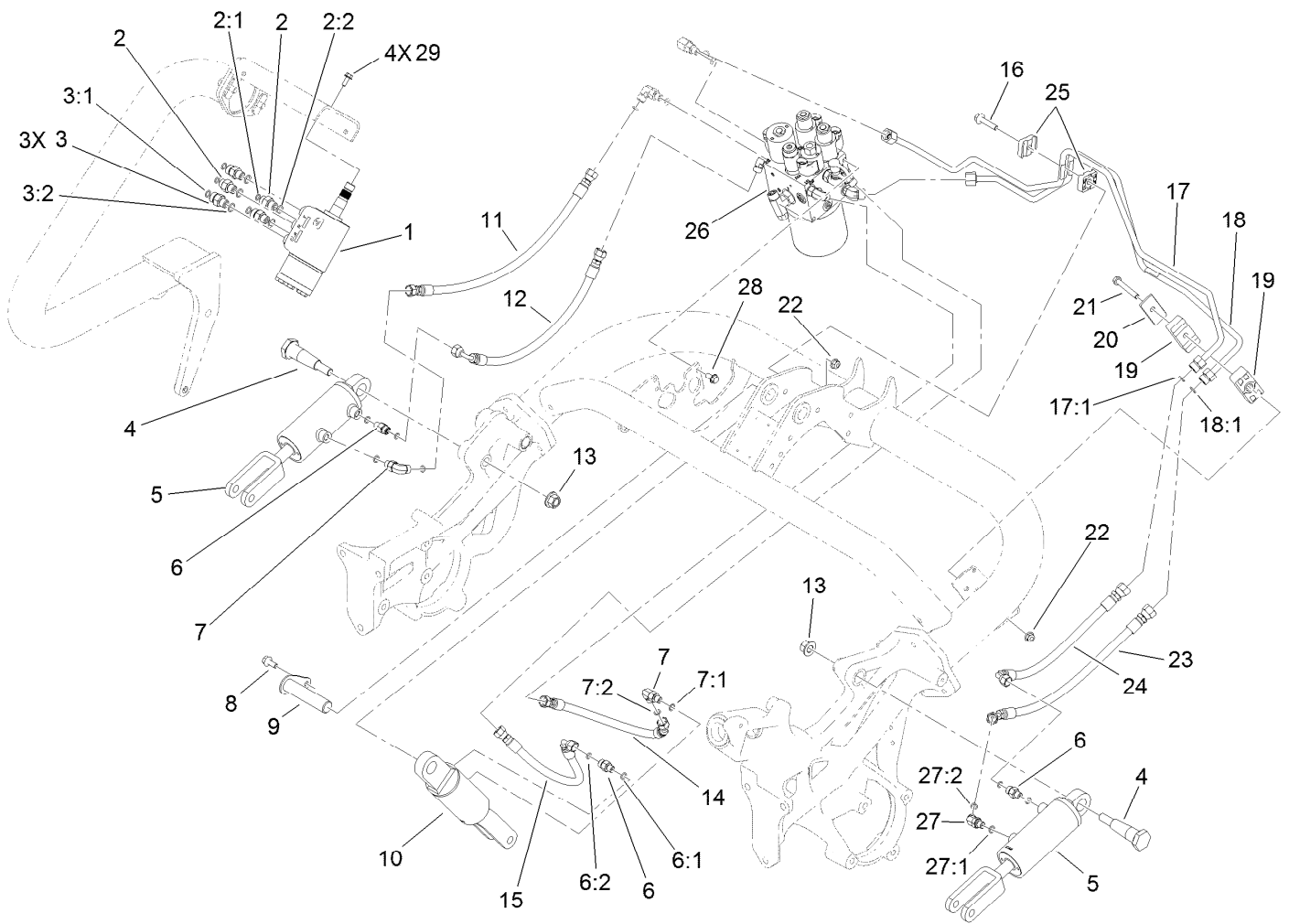
<i>Ref.</i>	<i>Part Number</i>	<i>Qty.</i>	<i>Description</i>
3	125-5169	1	Hose-HYD
5	340-156	1	Fitting-Elbow 45
5:1	237-65	1	O-Ring
5:2	237-81	1	O-Ring
6	340-139	1	Fitting-Elbow 90
6:1	237-81	1	O-Ring
6:2	237-65	1	O-Ring
7	3290-378	1	Tie-Cable
12	120-1966	1	Hose-HYD
14	2412-39	2	Clamp-R
15	32144-14	2	Screw-HWHTF



Lift Circuit Assembly

Ref.	Part Number	Qty.	Description	Ref.	Part Number	Qty.	Description
1	114-4672	1	Steering Valve ASM	10	119-8128	1	No. 1 HYD Cylinder ASM
2	340-1	2	Fitting-Straight	11	119-2052	1	Hose-HYD
2:1	237-21	1	O-Ring	12	119-2053	1	Hose-HYD
2:2	237-42	1	O-Ring	13	99-5107	2	Nut-Lock
3	340-2	3	Fitting-Straight	14	119-2051	1	Hose-HYD
3:1	237-22	1	O-Ring	15	119-2050	1	Hose-HYD
3:2	237-42	1	O-Ring	16	115-1794	1	Screw-HHF
4	112-5709	2	Pin-Tapered	17	119-8126	1	HYD Tube ASM
5	119-8129	2	No. 2 And 3 HYD Cylinder ASM	17:1	237-22	1	O-Ring
6	340-92	3	Fitting-Straight	18	119-8127	1	HYD Tube ASM
6:1	237-78	1	O-Ring	18:1	237-22	1	O-Ring
6:2	237-21	1	O-Ring	19	120-3200	2	Clamp-Tube
7	340-132	2	Fitting-Elbow, 90 DEG	20	69-9761	1	Plate-Cover
7:1	237-78	1	O-Ring	21	322-12	1	Screw-HH
7:2	237-21	1	O-Ring	22	104-8300	3	Nut-HF, NI
8	3234-47	1	Screw-HHF	23	119-2066	1	Hose-HYD
9	119-8104	1	Pin	24	119-2065	1	Hose-HYD
				25	56-7973	2	Clamp-Tube

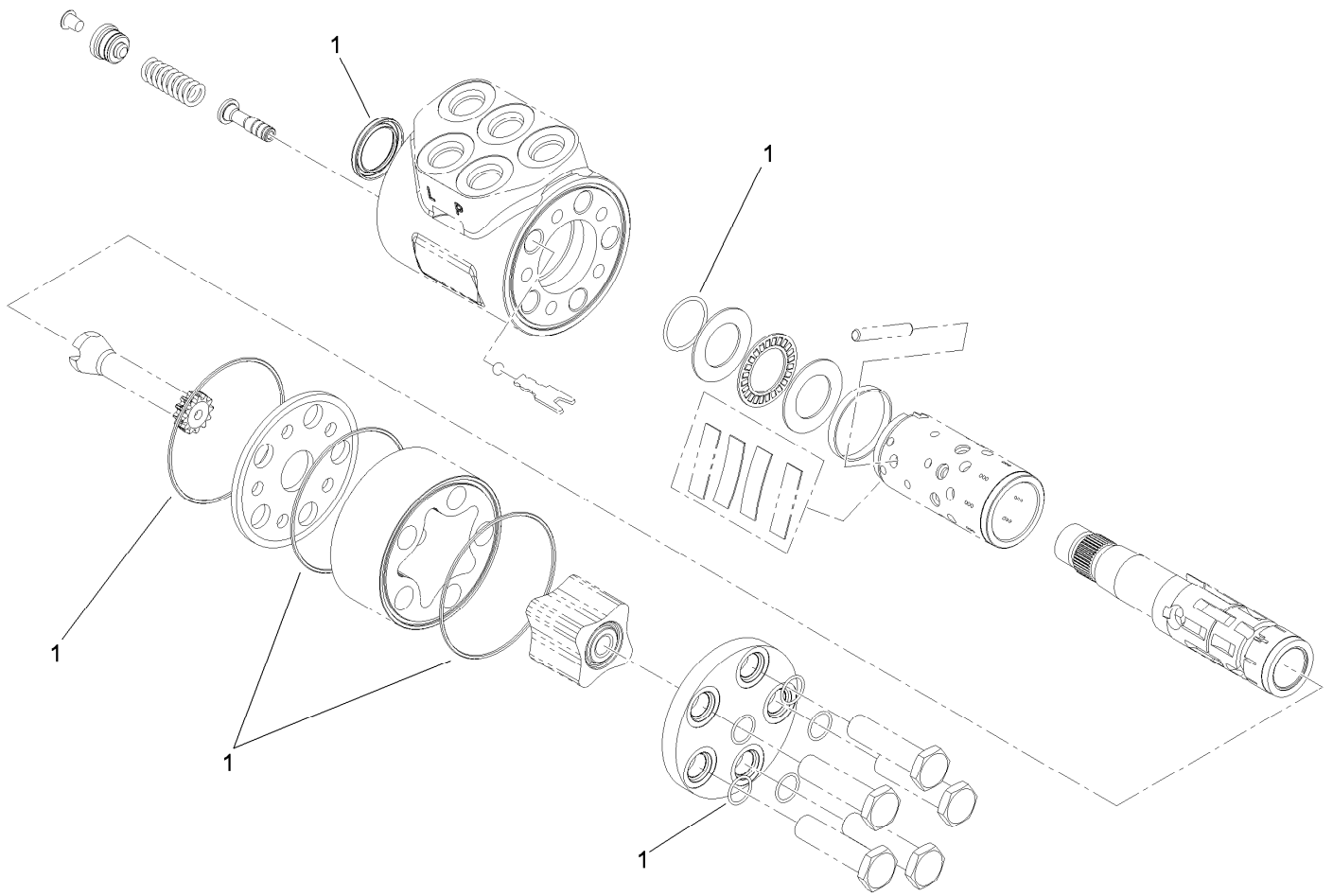
● Not serviced separately



Lift Circuit Assembly (continued)

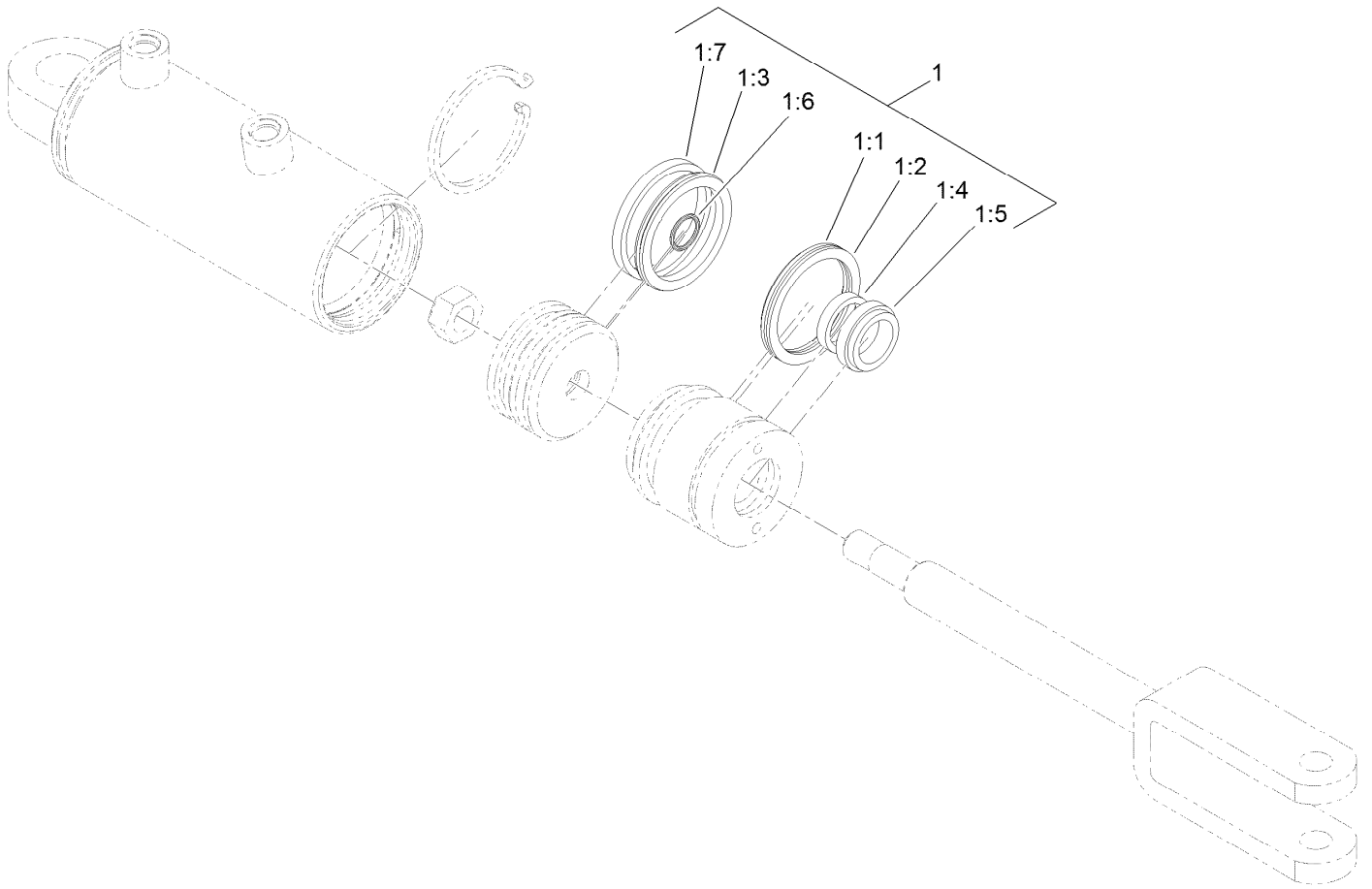
Ref.	Part Number	Qty.	Description	Ref.	Part Number	Qty.	Description
26		1	Hydraulic Lift Manifold ASM	27:2	237-21	1	O-Ring
27	340-103	1	Fitting-HYD, 45 DEG	28	3234-7	2	Screw-HHF
27:1	237-78	1	O-Ring	29	33103-016	4	Screw-HHF

● Not serviced separately



Steering Valve Assembly No. 114-4672

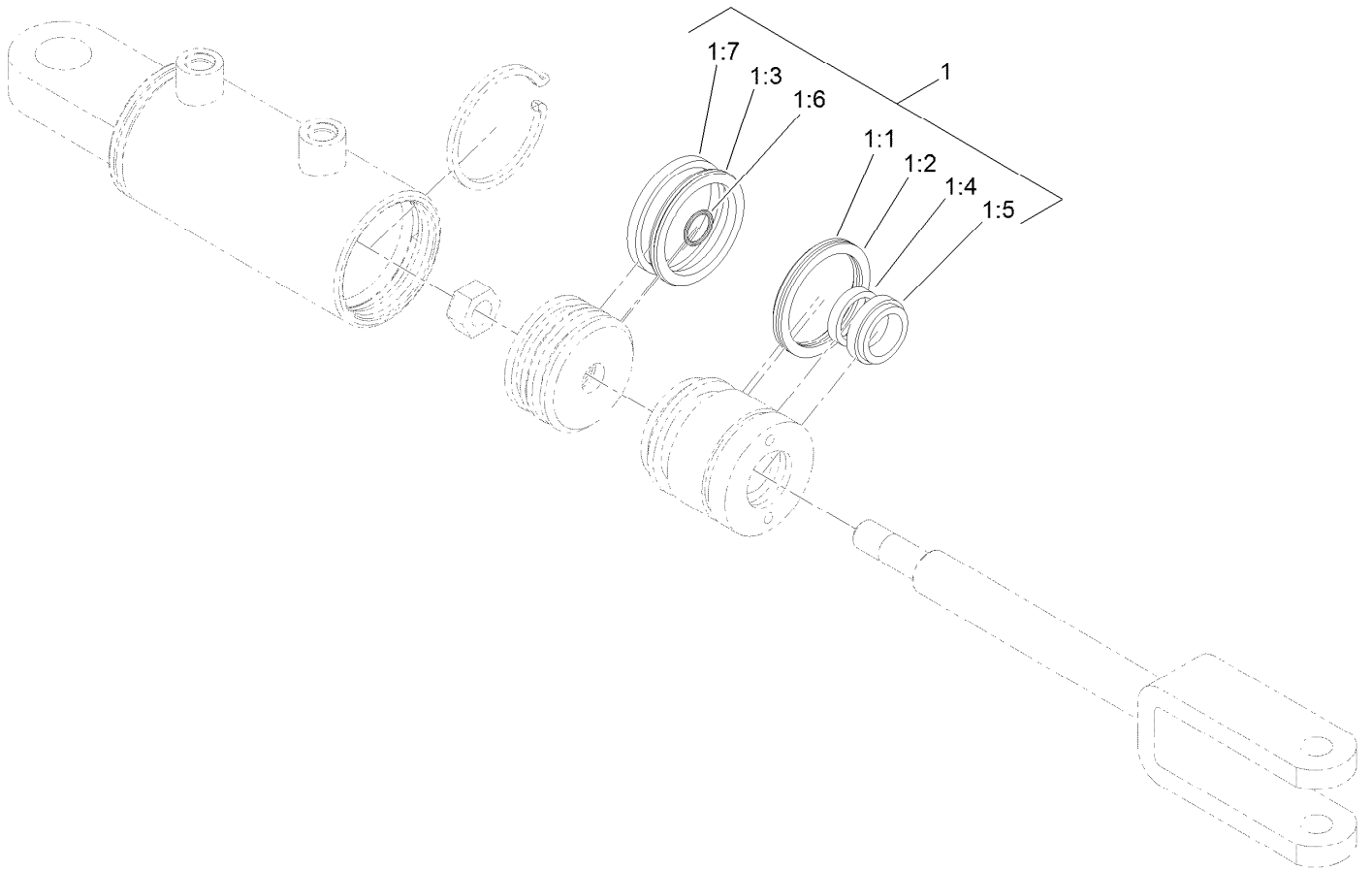
<i>Ref.</i>	<i>Part Number</i>	<i>Qty.</i>	<i>Description</i>
1	106-6716	1	Seal Kit



Hydraulic Cylinder Assembly No. 119-8129

<i>Ref.</i>	<i>Part Number</i>	<i>Qty.</i>	<i>Description</i>
1	115-3410	1	Seal Kit
1:1		1	O-Ring ●
1:2		1	Backup ●
1:3		1	Bp Seal ●
1:4		1	Bs Seal ●
1:5		1	Seal-Dust ●
1:6		1	O-Ring ●
1:7		1	Ring-Wear ●

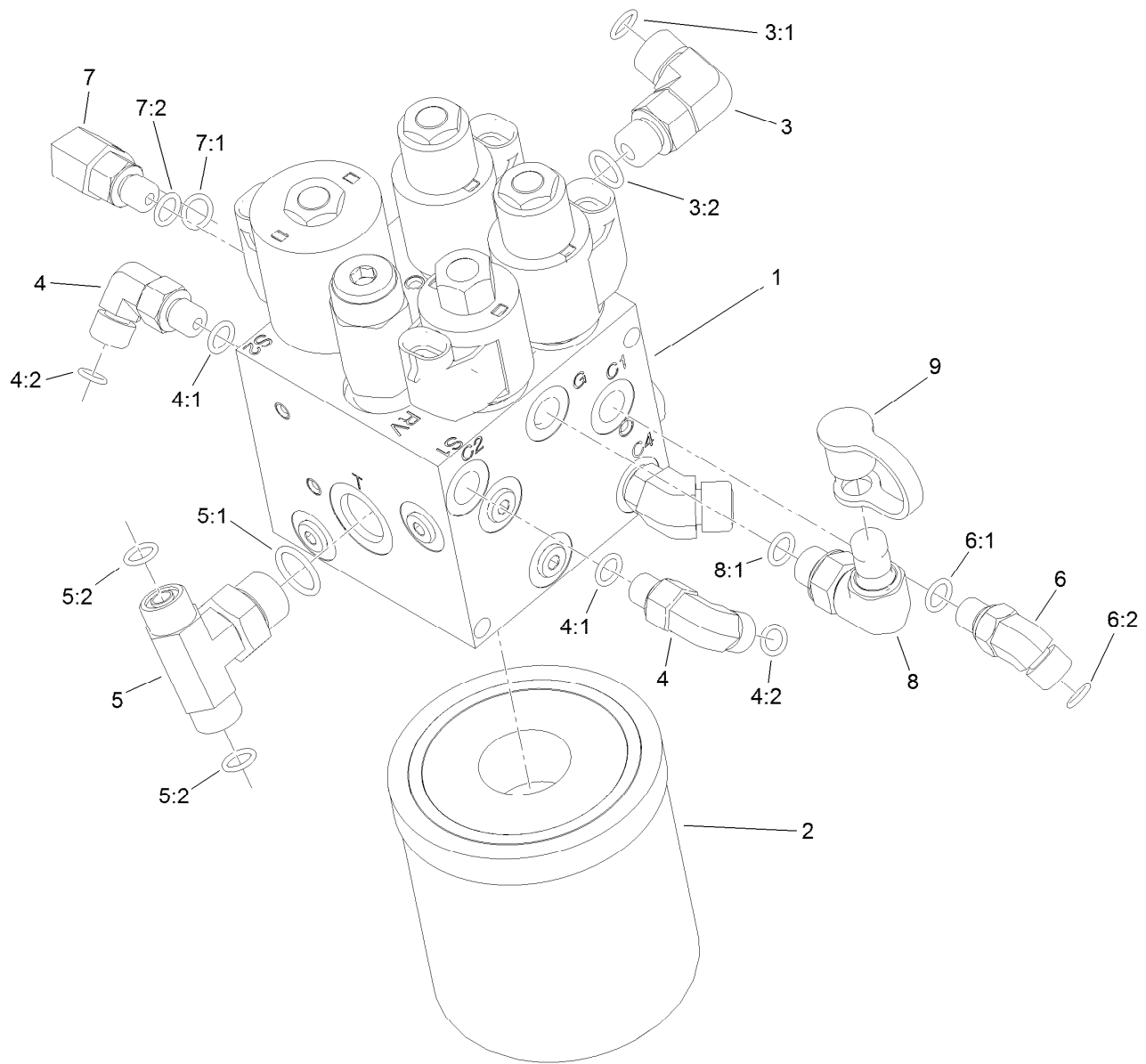
● Not serviced separately



Hydraulic Cylinder Assembly No. 119-8128

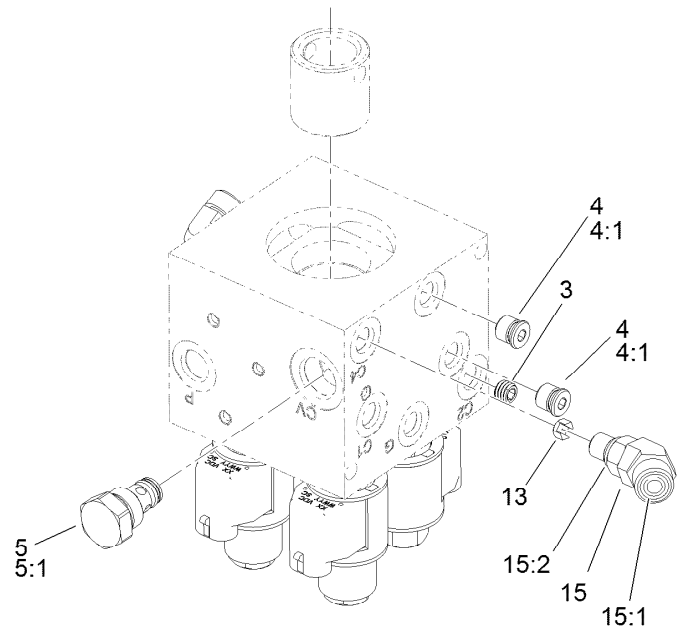
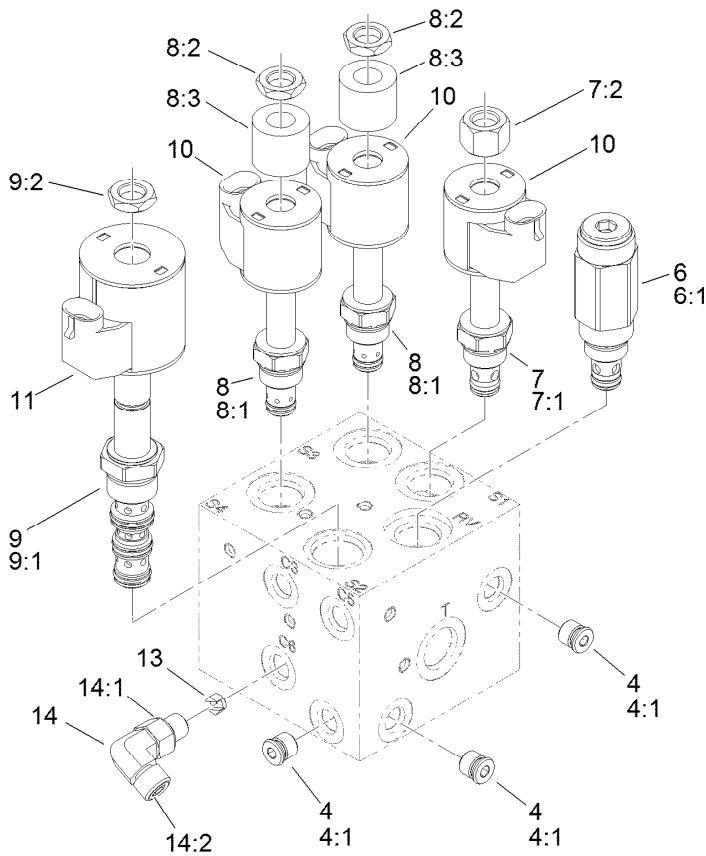
<i>Ref.</i>	<i>Part Number</i>	<i>Qty.</i>	<i>Description</i>
1	115-3410	1	Seal Kit
1:1		1	O-Ring ●
1:2		1	Backup ●
1:3		1	Bp Seal ●
1:4		1	Bs Seal ●
1:5		1	Seal-Dust ●
1:6		1	O-Ring ●
1:7		1	Ring-Wear ●

● Not serviced separately



Hydraulic Lift Manifold Assembly

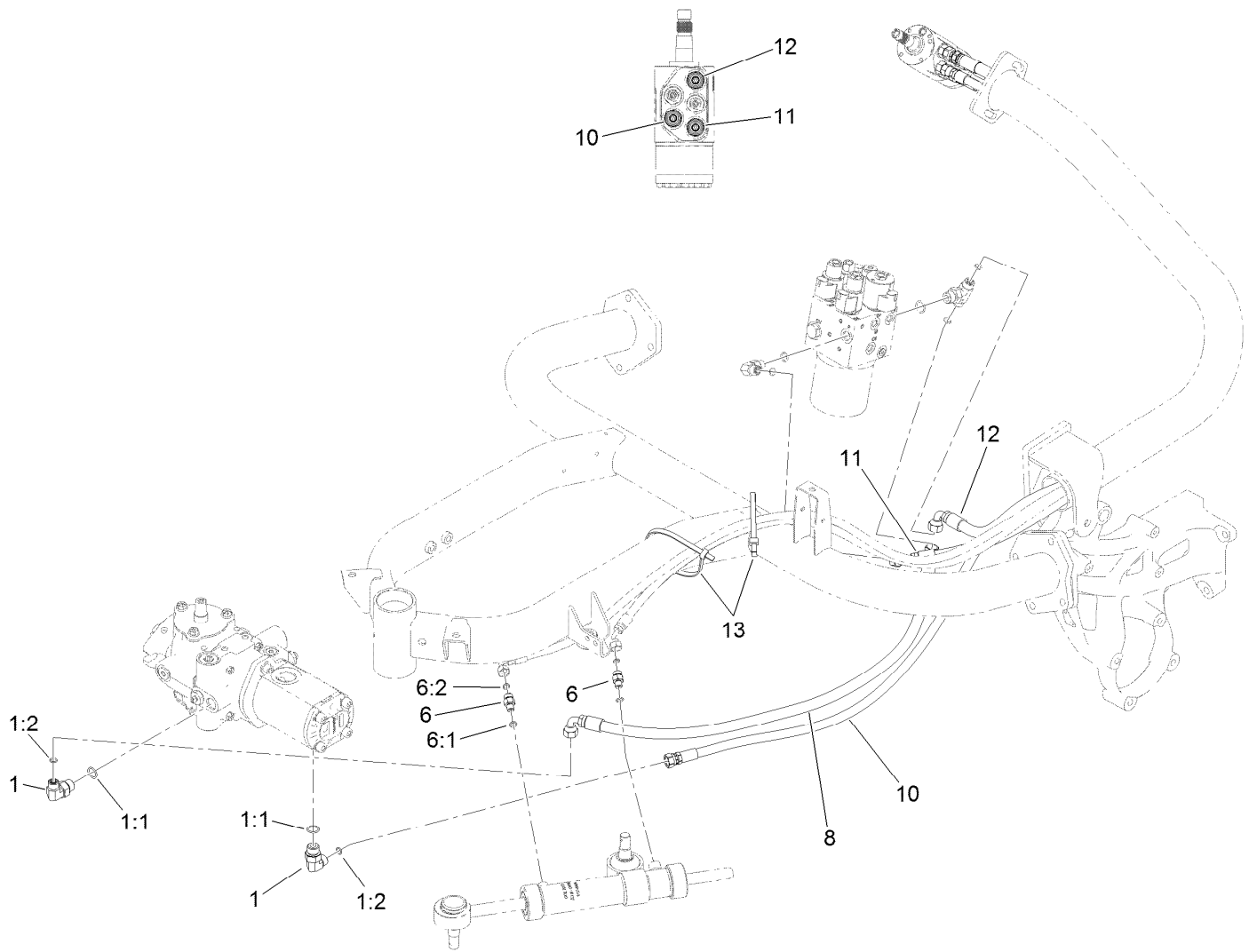
<i>Ref.</i>	<i>Part Number</i>	<i>Qty.</i>	<i>Description</i>	<i>Ref.</i>	<i>Part Number</i>	<i>Qty.</i>	<i>Description</i>
1	125-5187	1	Manifold-Lift, HYD	5:2	237-22	2	O-Ring
2	108-5194	1	Filter-Oil, HYD	6	340-103	1	Fitting-HYD, 45 DEG
3	340-77	1	Fitting-Elbow, 90 DEG	6:1	237-78	1	O-Ring
3:1	237-22	1	O-Ring	6:2	237-21	1	O-Ring
3:2	237-42	1	O-Ring	7	340-97	1	Fitting-Elbow, 90 DEG
4	340-132	2	Fitting-Elbow, 90 DEG	7:1	237-22	1	O-Ring
4:1	237-78	1	O-Ring	7:2	237-78	1	O-Ring
4:2	237-21	1	O-Ring	8	115-9147	1	Fitting-Elbow, 90 DEG
5	92-4799	1	Fitting-Tee, HYD	8:1	237-78	1	O-Ring
5:1	237-79	1	O-Ring	9	354-79	1	Cap-Dust



Hydraulic Lift Manifold Assembly No. 125-5187

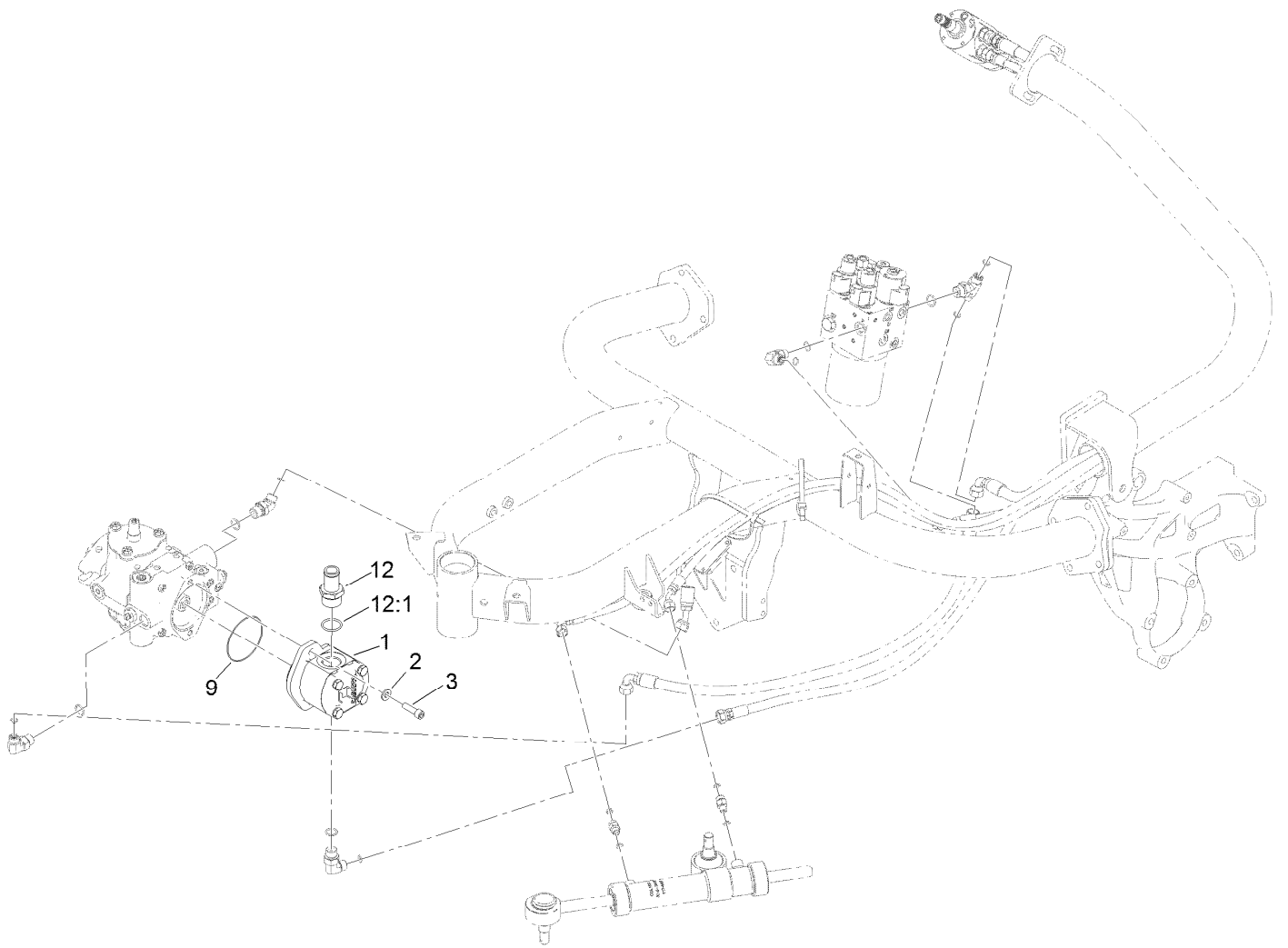
Ref.	Part Number	Qty.	Description
3	119-7144	1	Orifice (.037 Inch)
4	353-990	5	Plug ASM
4:1	237-78	1	O-Ring
5	107-7524	1	Check Valve ASM
5:1	105-9156	1	Seal Kit
6	112-9207	1	Valve-Relief
6:1	105-9156	1	Seal Kit
7	107-7517	1	Valve-Solenoid
7:1	105-9156	1	Seal Kit
7:2	107-7812	1	Nut-Solenoid
8	110-8898	2	Valve-Solenoid
8:1	107-7527	1	Seal Kit
8:2	110-2634	1	Nut-Coil

Ref.	Part Number	Qty.	Description
8:3	110-8909	1	Spacer-Coil
9	110-8906	1	Valve-Solenoid
9:1	110-8908	1	Spool Valve Seal Kit
9:2	110-2634	1	Nut-Coil
10	110-0497	3	Coil-Solenoid
11	110-6344	1	Coil-12V, Dc
13	125-5211	2	Orifice-Control, Flow (0.030)
14	340-132	1	Fitting-Elbow, 90 DEG
14:1	237-78	1	O-Ring
14:2	237-21	1	O-Ring
15	340-54	1	Elbow-45 DEG
15:1	237-22	1	O-Ring
15:2	237-78	1	O-Ring



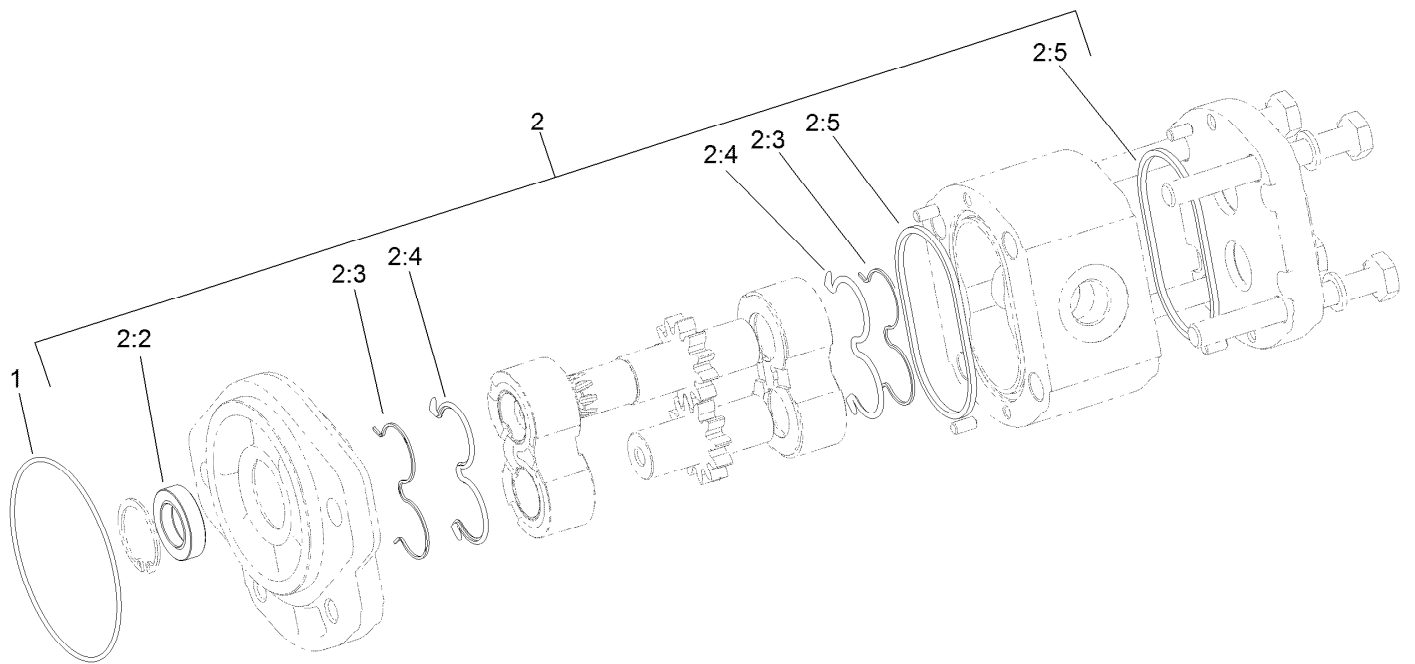
Steering Circuit Assembly (1)

Ref.	Part Number	Qty.	Description
1	340-18	2	Fitting-HYD, 90 DEG
1:1	237-79	1	O-Ring
1:2	237-22	1	O-Ring
6	340-92	2	Fitting-Straight
6:1	237-78	1	O-Ring
6:2	237-21	1	O-Ring
8	125-5168	1	Hose-HYD
10	125-5167	1	Hose-HYD
11	117-3683	1	Hose-HYD
12	125-5166	1	Hose-HYD
13	3334-945	2	Tie-Cable



Steering Circuit Assembly (2)

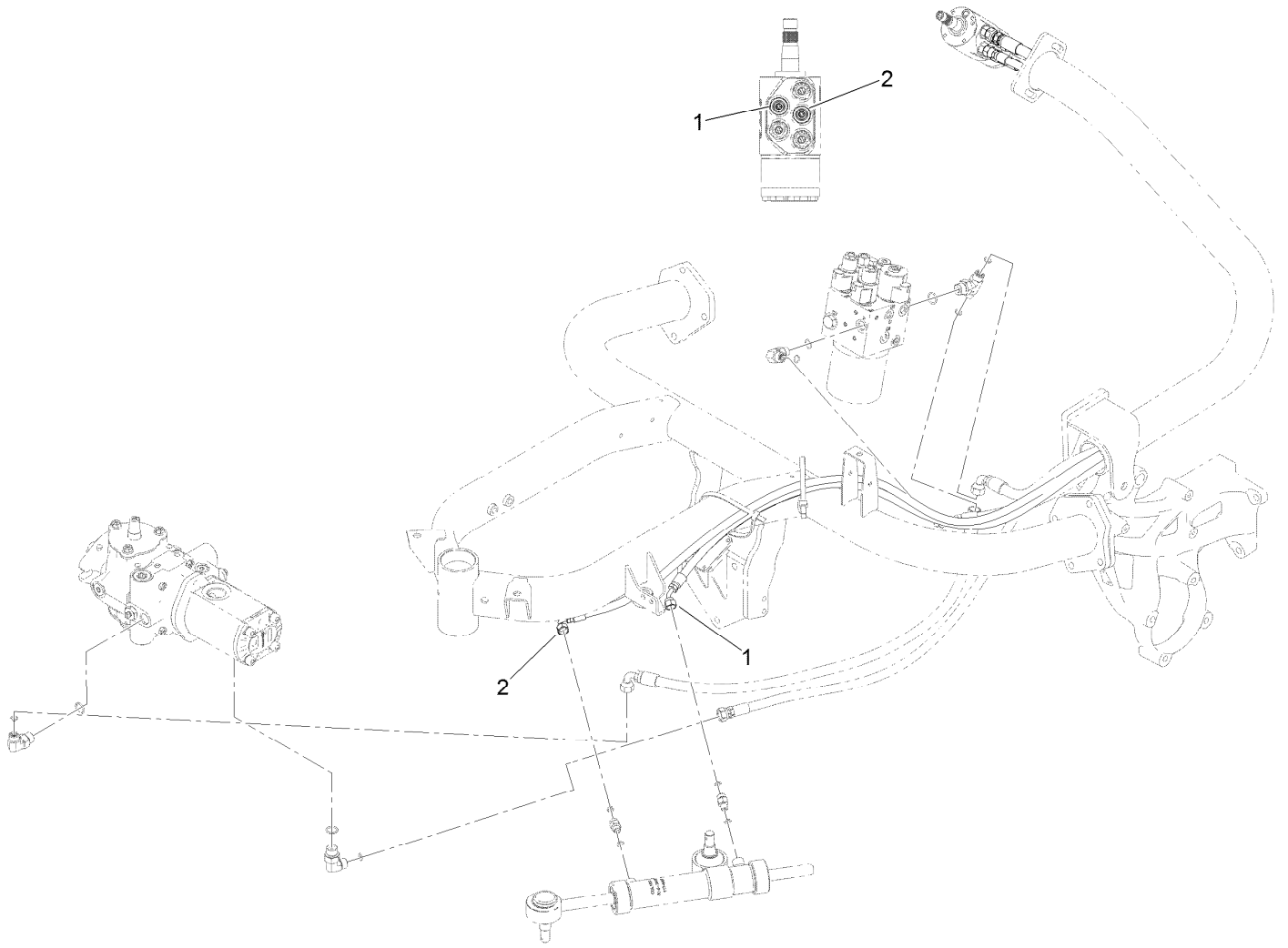
<i>Ref.</i>	<i>Part Number</i>	<i>Qty.</i>	<i>Description</i>
1	114-9958	1	HYD Gear Pump ASM
2	100-4852	2	Washer-Hardened
3	3274-1	2	Screw-HSH
9	353-949	1	O-Ring
12	354-78	1	Fitting-STR
12:1	237-146	1	O-Ring



Hydraulic Gear Pump Assembly No. 114-9958

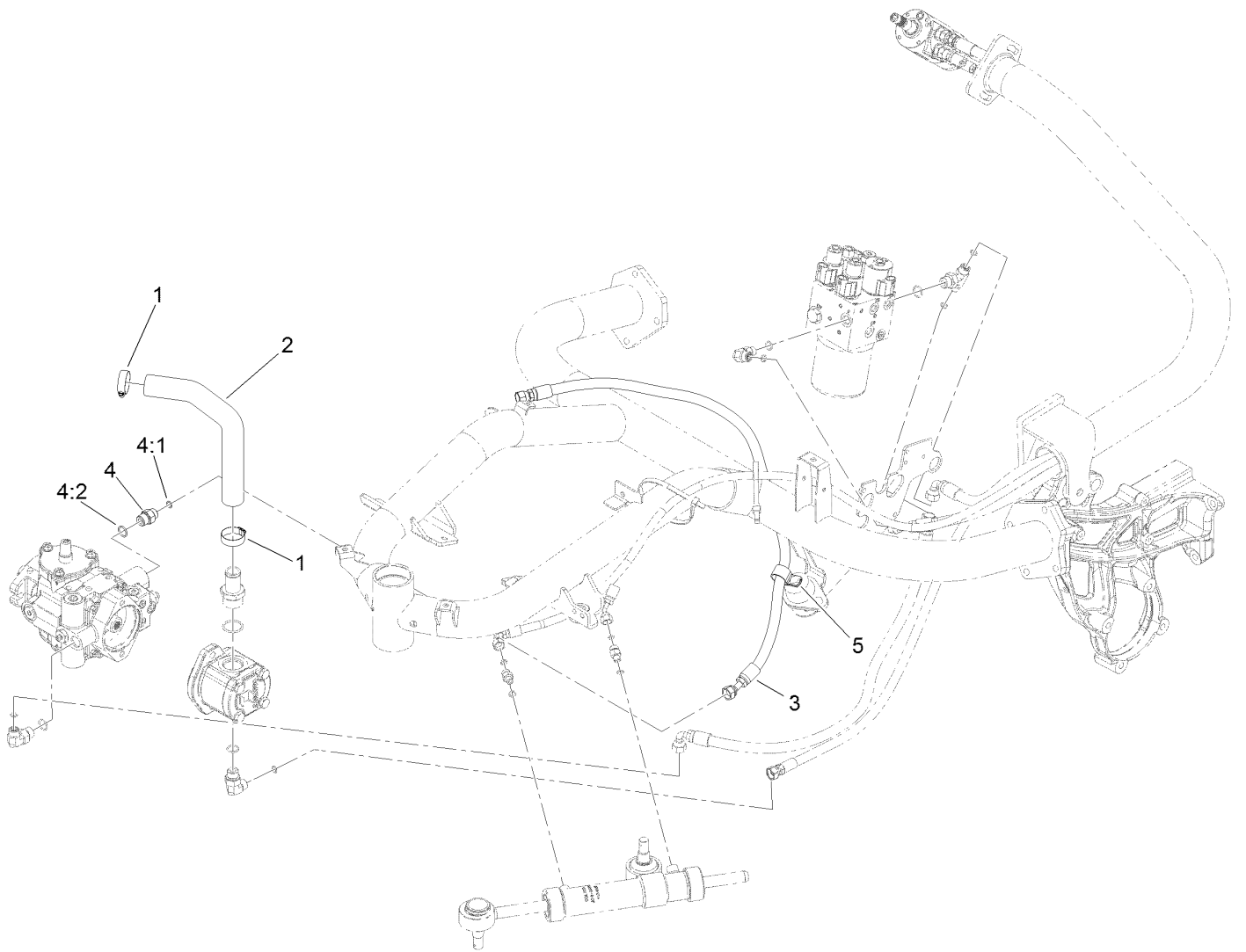
<i>Ref.</i>	<i>Part Number</i>	<i>Qty.</i>	<i>Description</i>
1	353-949	1	O-Ring
2	119-7135	1	Kit-Seal
2:2		1	Shaft Seal ●
2:3		2	Anti-Extrusion Seal ●
2:4		2	Seal ●
2:5		2	Seal Square Section ●

● Not serviced separately



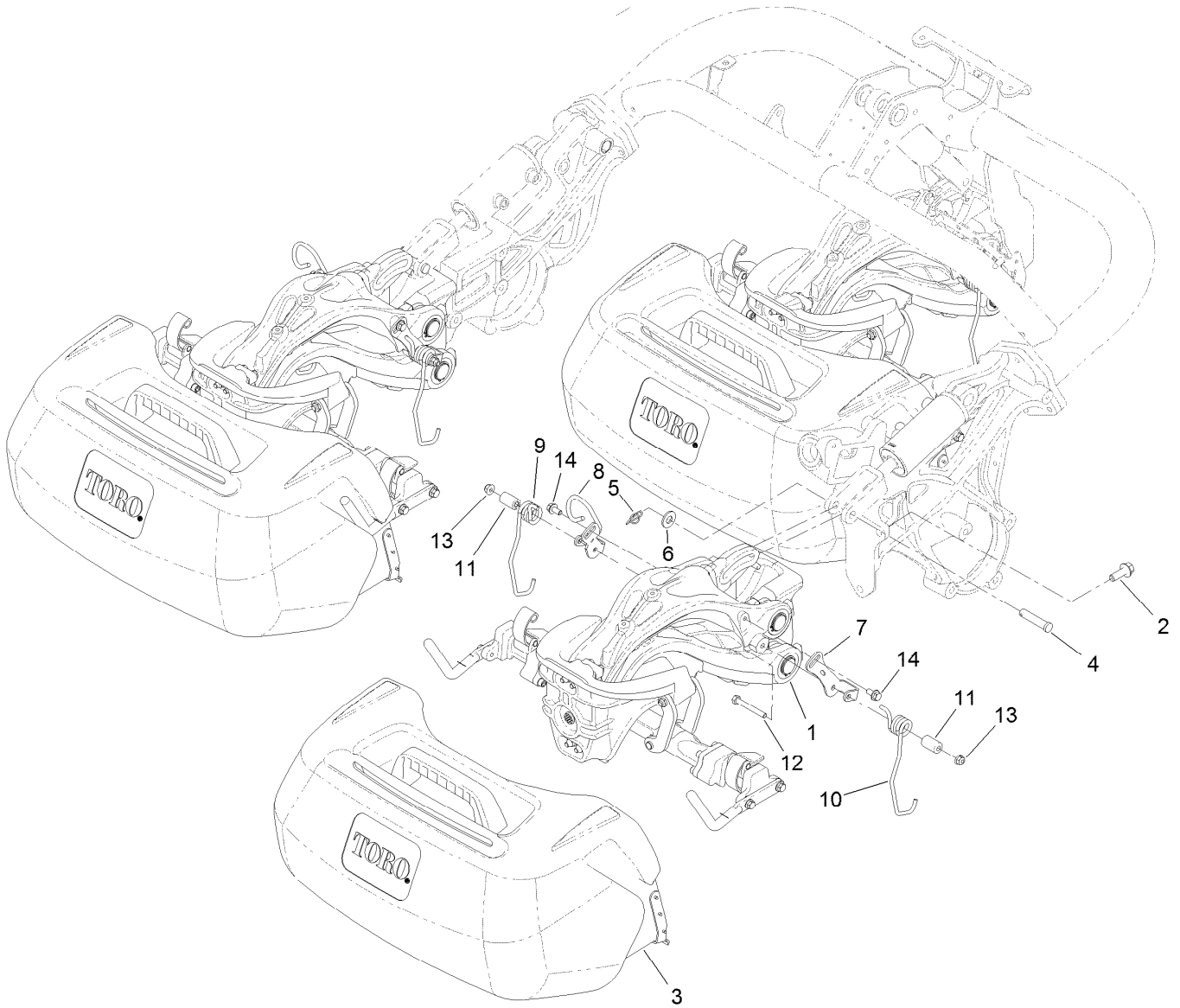
Steering Circuit Assembly (3)

<i>Ref.</i>	<i>Part Number</i>	<i>Qty.</i>	<i>Description</i>
1	117-3685	1	Hose-HYD
2	117-3688	1	Hose-HYD



Steering Circuit Assembly (4)

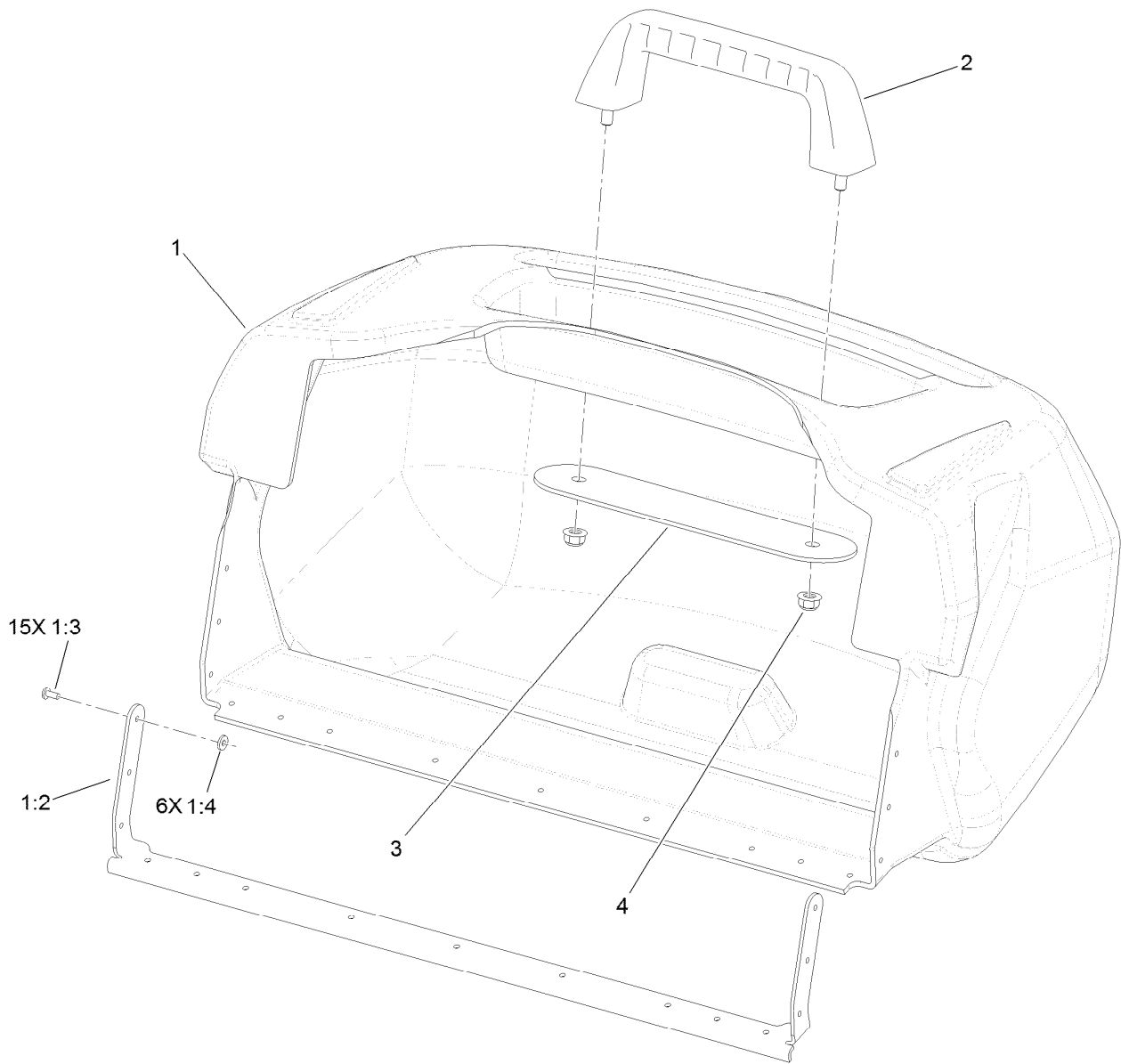
<i>Ref.</i>	<i>Part Number</i>	<i>Qty.</i>	<i>Description</i>
1	2412-34	2	Clamp-Hose
2	119-2068	1	Hose-Suction
3	120-1963	1	Hose-HYD
4	340-3	1	Fitting-Straight
4:1	237-22	1	O-Ring
4:2	237-79	1	O-Ring
5	2412-39	1	Clamp-R



Suspension and Basket Assembly

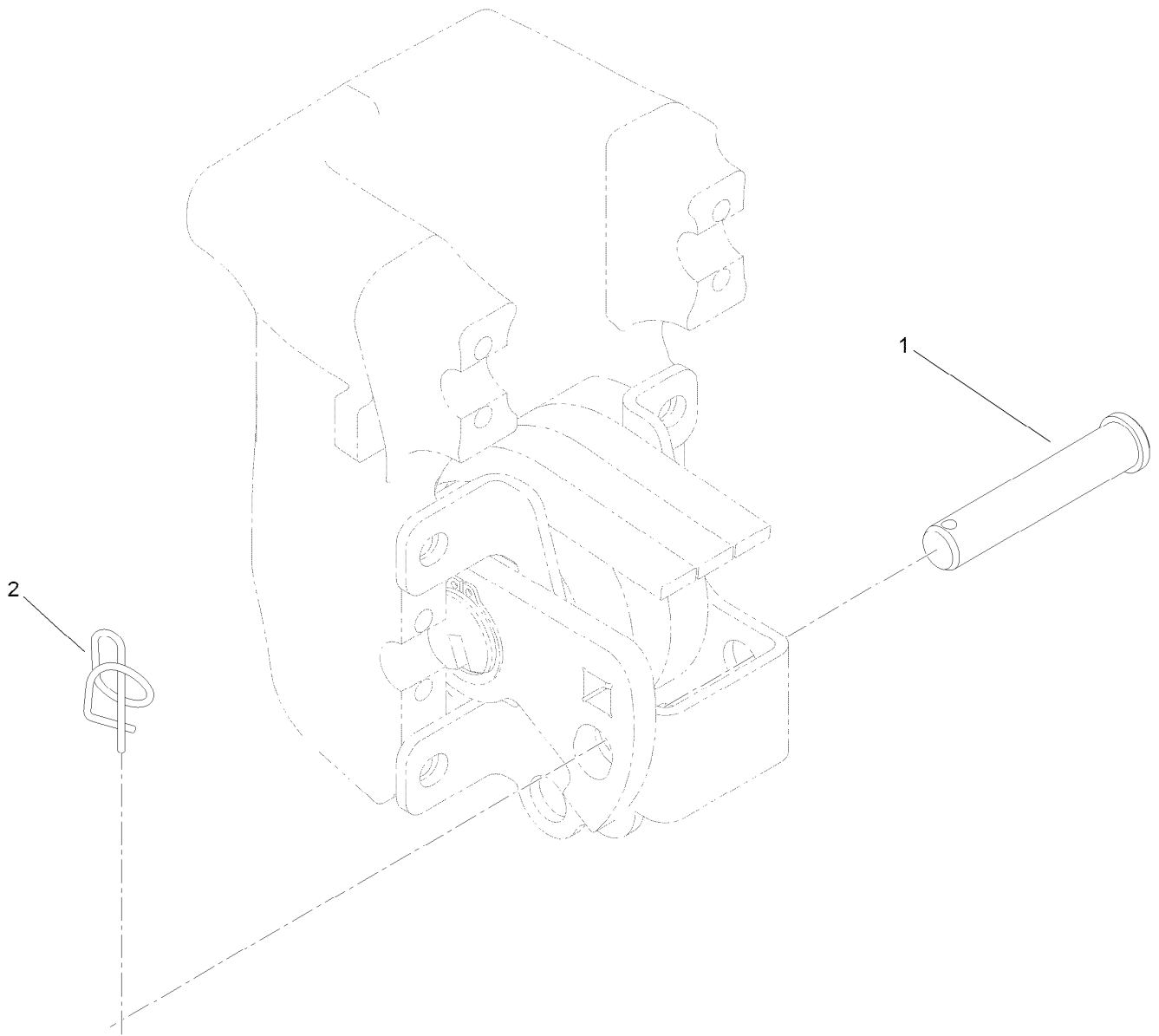
Ref.	Part Number	Qty.	Description
1		3	Suspension ASM ●
2	117-9035	9	Screw-HHF
3	132-9599	3	Basket ASM
4	92-2739	3	Pin-Clevis
5	112-1491	3	Pin-Cotter
6	29-8910	3	Washer
7	117-6822	3	Retainer-Spring, LH
8	120-4617	3	Bracket
9	117-6826	3	Spring-Stabilizer, RH
10	117-6827	3	Spring-Stabilizer, LH
11	117-6825	6	Spacer
12	322-12	6	Screw-HH
13	104-8300	6	Nut-HF, NI
14	114-7728	6	Screw-Threadlock

● Not serviced separately



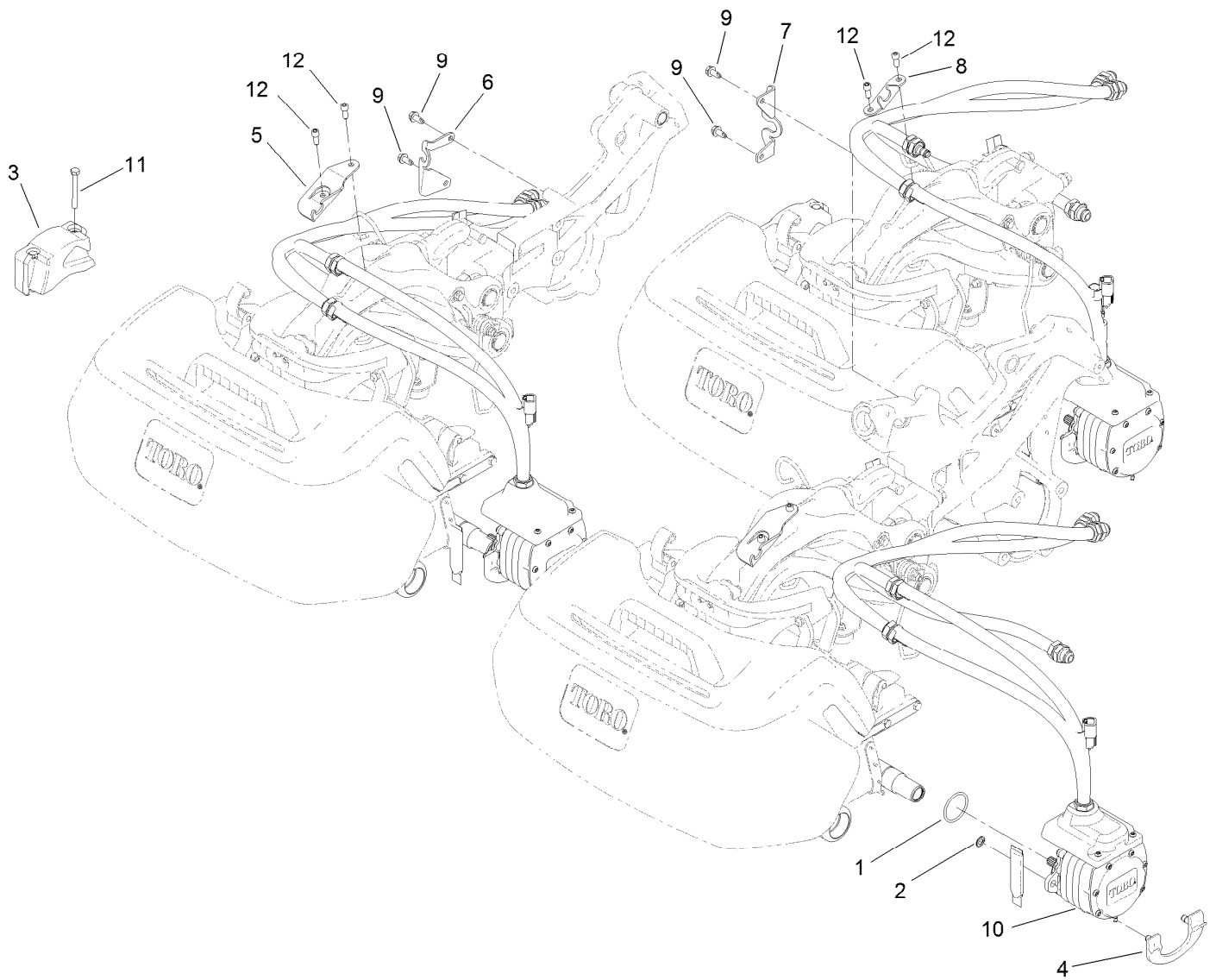
Basket Assembly No. 132-9599

<i>Ref.</i>	<i>Part Number</i>	<i>Qty.</i>	<i>Description</i>
1	132-9510	1	Basket Assembly
1:2	132-3806	1	Support-Basket
1:3	3269-25	15	Rivet-Pop
1:4	3256-75	6	Washer-Flat
2	117-8088	1	Handle-Grab
3	117-8092-03	1	Plate-Mounting
4	104-8300	2	Nut-HF, NI



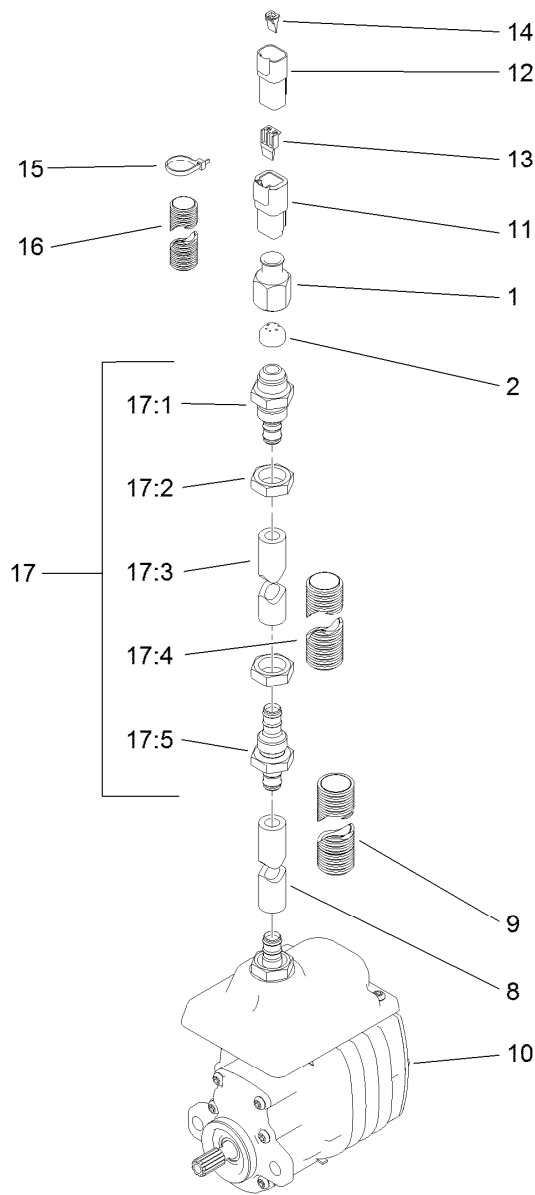
Suspension Pin Position Assembly

<i>Ref.</i>	<i>Part Number</i>	<i>Qty.</i>	<i>Description</i>
1	100-6541	3	Pin-Clevis
2	112-1491	3	Pin-Cotter



Electric Motor and Bracket Assembly

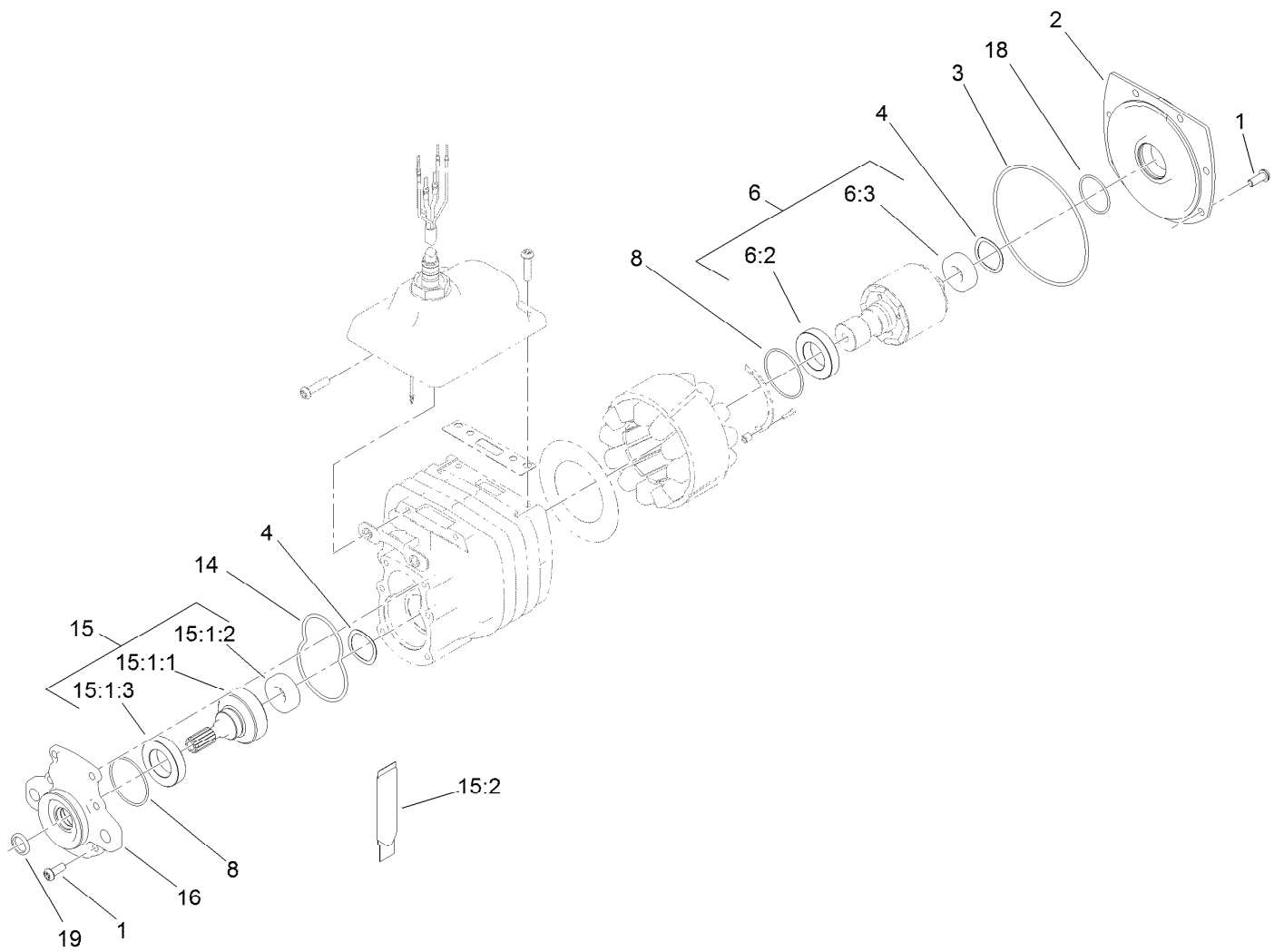
Ref.	Part Number	Qty.	Description
1	115-3298	3	O-Ring
2	133-8926	6	Ring-Retaining (Metric)
3	117-6774-03	3	Weight-Electric
4	115-5389	3	Cam-Mount, Motor
5	119-7487	2	Bracket-Clamp, Hose
6	120-4551	1	Bracket-Hose
7	120-4531	1	Bracket-Hose
8	119-7540	1	Bracket-Hose, Rear
9	32104-32	4	Screw-HWH
10	127-2450	3	Motor-Electric
11	322-13	6	Screw-HH
12	100-2401	6	Screw-HSH



Electric Reel Motor Assembly No. 127-2450

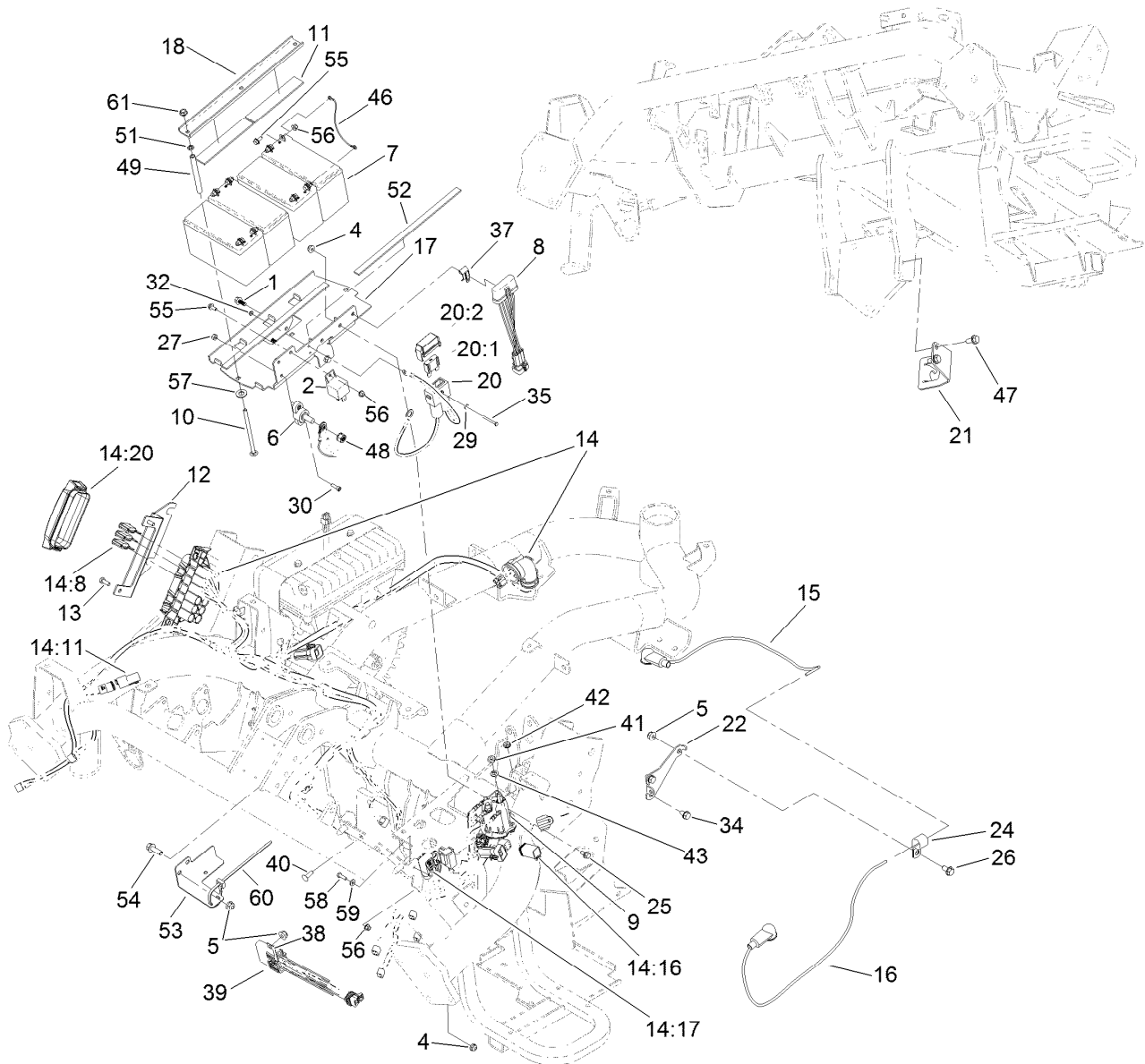
<i>Ref.</i>	<i>Part Number</i>	<i>Qty.</i>	<i>Description</i>	<i>Ref.</i>	<i>Part Number</i>	<i>Qty.</i>	<i>Description</i>
1	119-7481	1	Nut-Ferrule	15	3290-378	4	Tie-Cable
2	119-7480	1	Ferrule	16	120-3223	1	Tubing-Convoluted, Slit
8	119-7476	1	Hose	17	120-4532	1	Hose ASM
9	119-7558	1	Tubing-Convoluted, Slit	17:1	119-7545	1	Fitting-Bulkhead
10		1	Electric Motor ●	17:2	119-7457	2	Nut
11	32160-245	1	Connector	17:3	119-7524	1	Hose
12	32160-315	1	Connector	17:4	119-7559	1	Tubing-Convoluted, Slit
13	32180-083	1	Wedge	17:5	119-7544	1	Fitting-Bulkhead
14	32180-084	1	Wedge				

● Not serviced separately



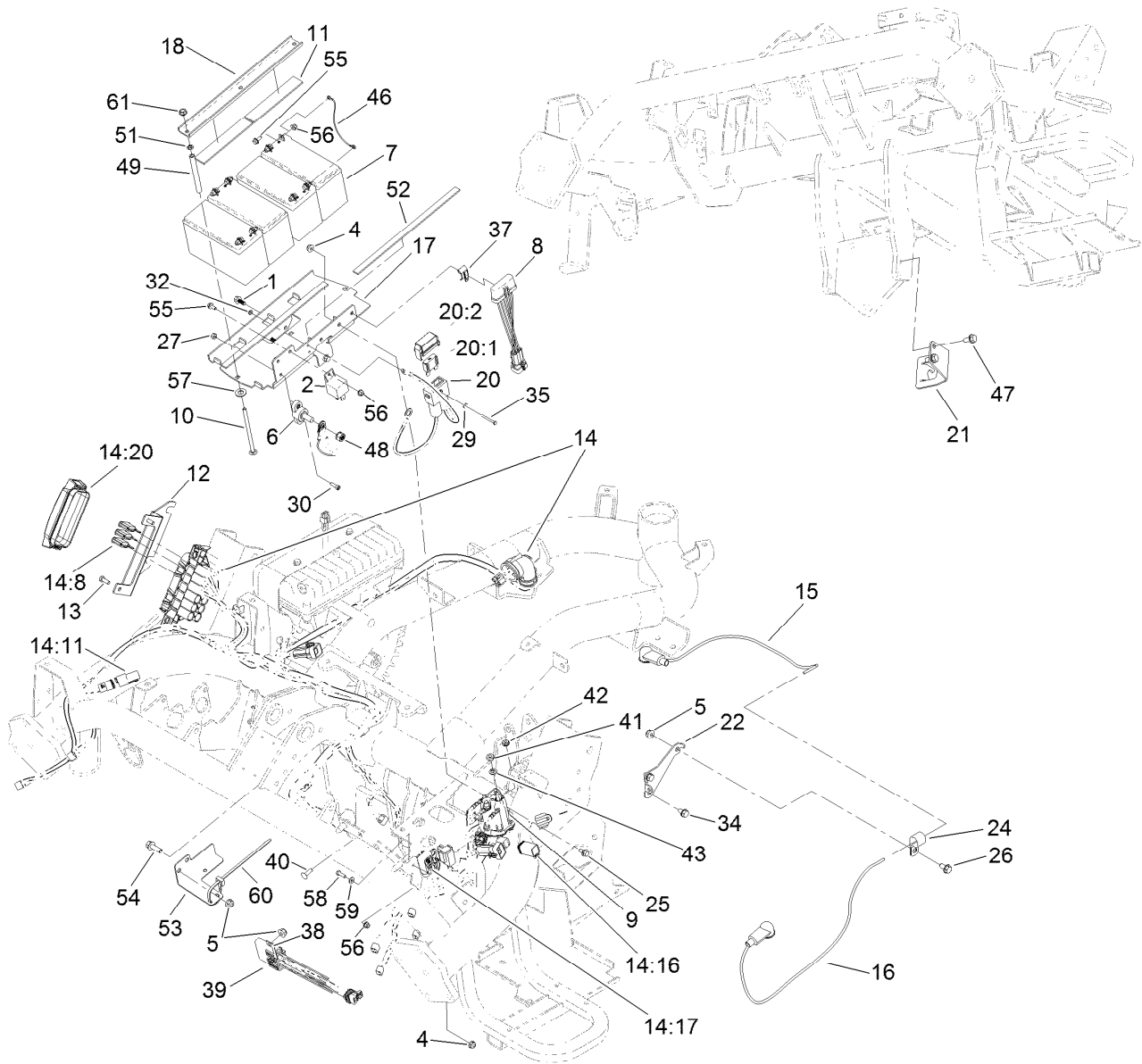
Electric Motor Assembly

<i>Ref.</i>	<i>Part Number</i>	<i>Qty.</i>	<i>Description</i>	<i>Ref.</i>	<i>Part Number</i>	<i>Qty.</i>	<i>Description</i>
1	120-4559	12	Screw-BHCS	15	127-1599	1	Output Gear ASM
2	115-4779	1	Cover-Motor	15:1:1	112-5153	1	Gear-Output
3	112-9609	1	O-Ring	15:1:2	120-4557	1	Bearing
4	112-5163	2	Washer-Wave	15:1:3	112-5158	1	Bearing-Ball
6	119-7450	1	Rotor ASM	15:2	127-1501	1	Grease-Synthetic
6:2	112-5158	1	Bearing-Ball	16	115-4777	1	Cover-Gearbox
6:3	120-4557	1	Bearing	18	119-1156	1	O-Ring
8	112-9616	2	O-Ring	19	119-7451	1	Seal-Oil
14	112-9611	1	O-Ring				



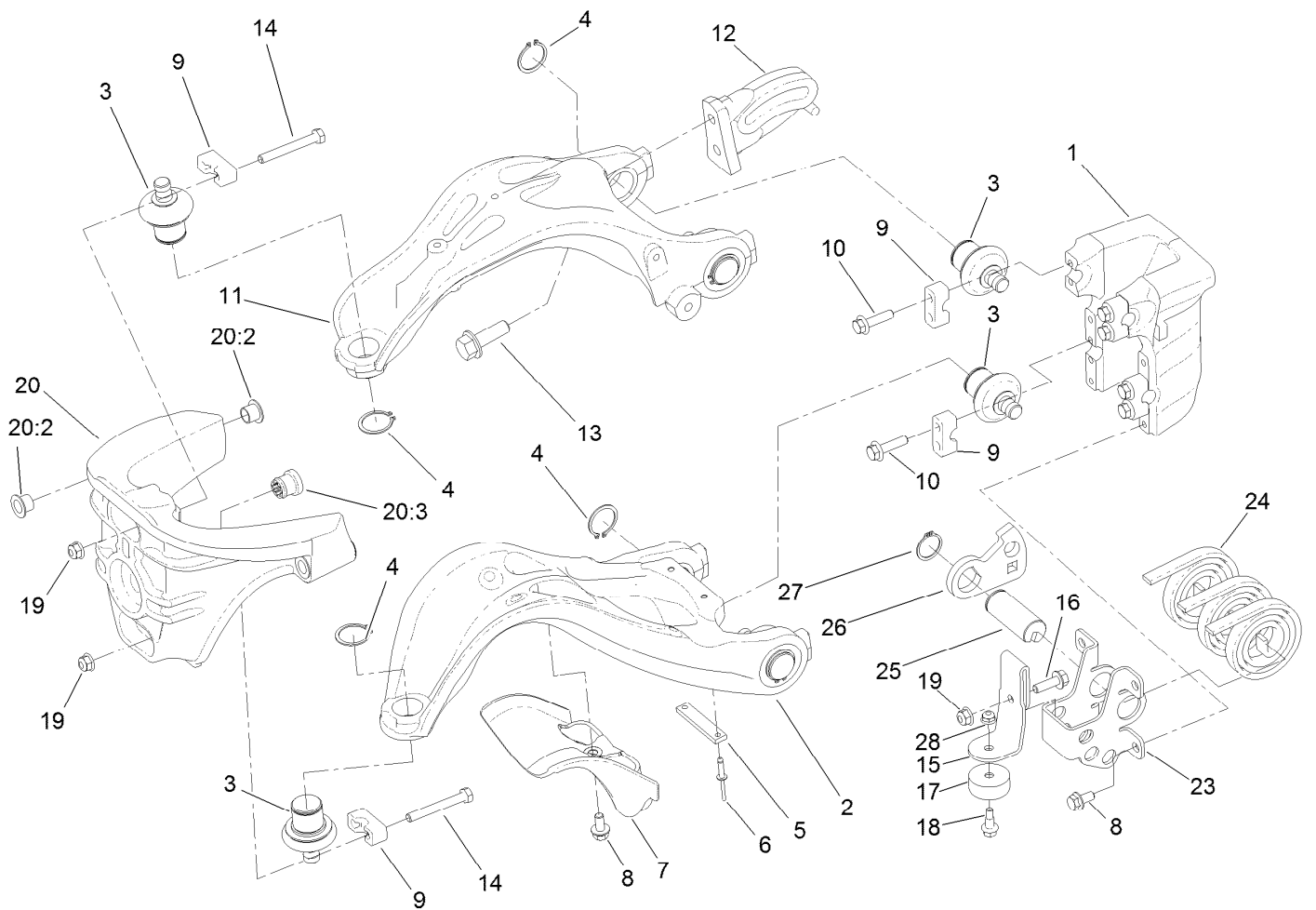
Electric Mow Battery Assembly

Ref.	Part Number	Qty.	Description	Ref.	Part Number	Qty.	Description
1	99-6810	3	Screw-HHF	16	119-1784	1	Harness-Wire, Battery Disconnect
2	99-7435	1	Relay	17	132-3770-01	1	Plate-Battery
4	104-7201	5	Nut-HF	18	119-2104-01	1	Channel-Clamp, Battery
5	104-8300	3	Nut-HF, NI	20	119-5773	1	Harness-Wire
6	110-8823	1	Block-Junction	20:1	120-3954	1	Fuse-60 Amp
7	112-9621	4	Battery- Nonspillable	20:2	32180-085	1	Fuse-Cover
8	112-9630	1	Module-Reel, I.D.	21	119-7566-03	1	Bracket-Hose, Rear
9	115-4765	1	Contactora	22	119-8175	1	Bracket-Disconnect
10	120-4585	3	Screw-CARR	24	2412-4	1	Clamp-R
11	115-9477	2	Strip-Foam	25	3234-13	2	Screw-HHF
12	131-3100-03	1	Bracket-Holder, Fuse	26	3234-7	1	Screw-HHF
13	33113-016	2	Screw-HH	27	3296-21	2	Nut-Hex
14	122-0523	1	Harness-Wire	29	3256-12	2	Washer-Flat
14:8	122-0255	3	Fuse-Maxi, 35 Amp-58V	30	3273-26	2	Screw-HSH
14:11	32180-043	2	Resistor-120 Ohm	32	3296-9	2	Nut-Hex
14:16	119-7781	1	Diode-Sealed	34	32104-82	2	Screw-HHF
14:17	120-3958	1	Fuse-Blade, 10A	35	32105-21	2	Screw-HH
14:20	32180-146	1	Cover-Fuse	37	32180-011	1	Clip-Connector
15	119-1783	1	Harness-Wire, Battery Disconnect	38	32180-020	1	Clip-Connector
				39	119-4330	1	Isolated Can Module ASM



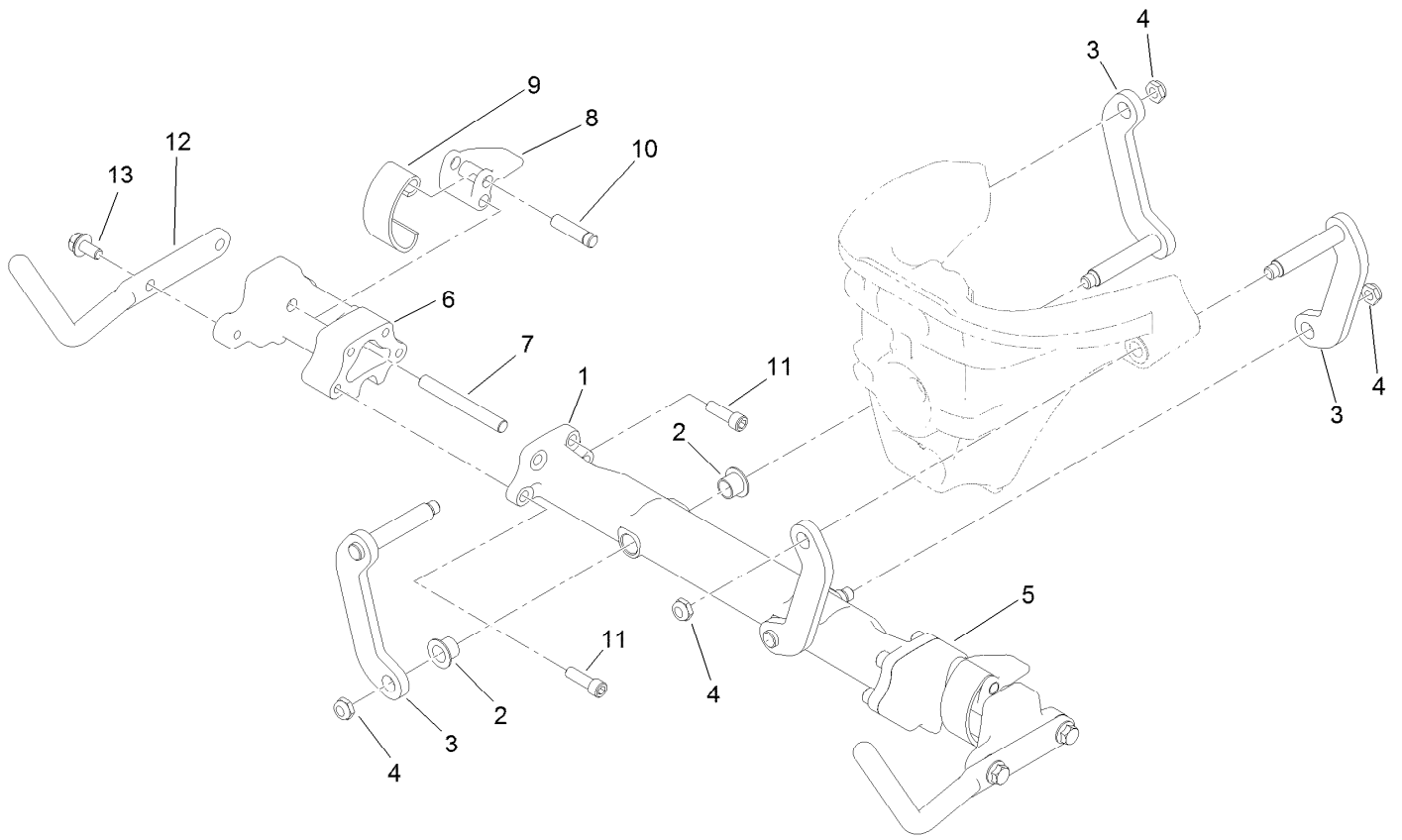
Electric Mow Battery Assembly (continued)

<i>Ref.</i>	<i>Part Number</i>	<i>Qty.</i>	<i>Description</i>	<i>Ref.</i>	<i>Part Number</i>	<i>Qty.</i>	<i>Description</i>
40	1-807512	1	Bolt-CARR	52	115-8827	2	Foam-Strip
41	3220-2	2	Nut-Jam	53	120-4570	1	Bracket-Harness
42	32149-8	2	Nut-Keps	54	3234-29	2	Screw-HHF
43	3253-4	2	Washer-Lock	55	120-4579	9	Screw-Hfh
46	119-1782	3	Harness-Wire, Jumper (Battery)	56	120-4580	10	Nut-HF
47	32144-14	2	Screw-HWHTF	57	48-9220	3	Washer-Plain
48	32149-10	1	Nut-Keps	58	60-6910	1	Screw-HH
49	120-4586	3	Tube	59	3256-14	1	Washer-Flat
51	1-803037	3	Nut-Retaining	60	3290-378	1	Tie-Cable
				61	32128-33	3	Nut-HF



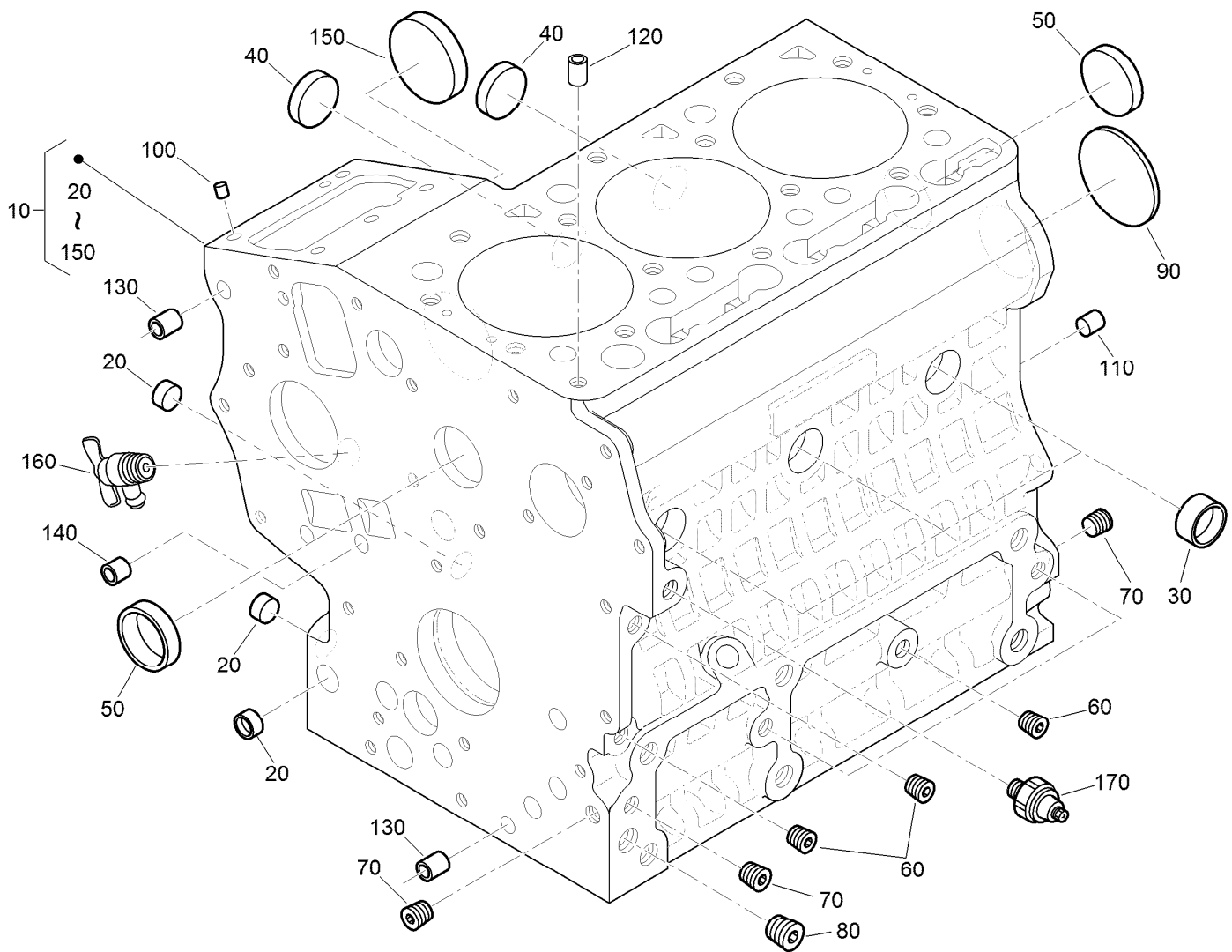
Suspension A-Arm Assembly

Ref.	Part Number	Qty.	Description	Ref.	Part Number	Qty.	Description
1	117-9480	1	Mount-Pivot, A-Arms	15	133-0310	1	Mount-Stop
2	117-6656	1	A-Arm, Lower	16	3234-17	1	Screw-HHF
3	132-6959	6	Balljoint	17	133-0308	1	Bumper-Rubber
4	120-3225	6	Ring-Retaining, EXT	18	133-0315	1	Screw-Shoulder, HF
5	117-6674	1	Plate-Striker	19	104-8300	5	Nut-HF, NI
6	3269-28	2	Rivet-Pop	20	120-3216	1	Steering Head ASM
7	117-6755	1	Stop-Steering	20:2	125-5239	4	Bushing-Flange
8	114-7728	5	Screw-Threadlock	20:3	131-1836	1	Grommet
9	112-5647	6	Clamp	23	133-0313	1	C-Balance Mount
10	132-3837	8	Screw-HHF	24	114-9306	3	Spring
11	117-6648	1	A-Arm, Upper	25	117-6608	1	Pin
12	117-6650	1	Plate-Lift	26	117-6738	1	Arm-Tensioner
13	100-6116	2	Screw-HHF	27	32151-29	1	Ring-Retaining
14	132-3838	4	Screw-HH	28	104-7201	1	Nut-HF



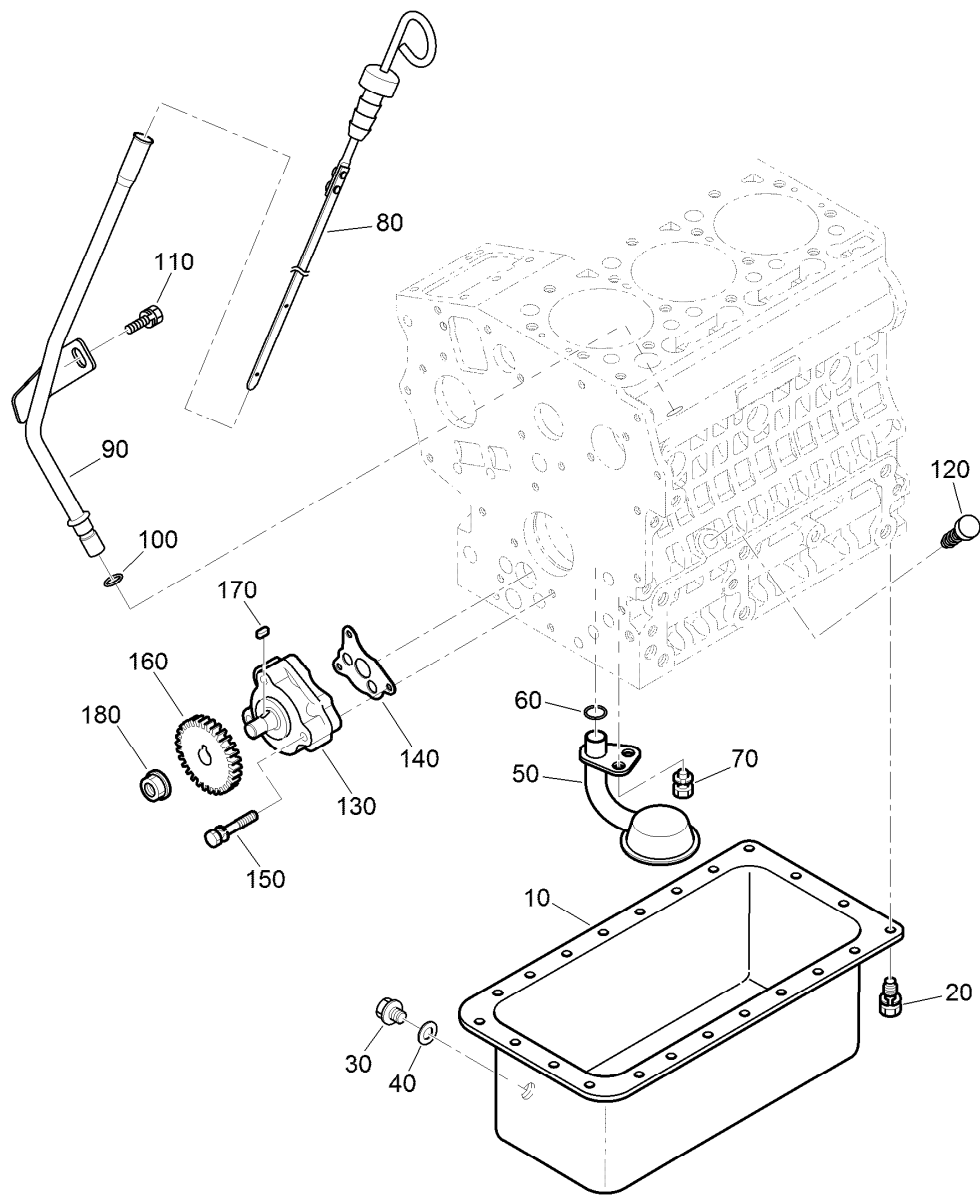
Suspension Crossarm Assembly

<i>Ref.</i>	<i>Part Number</i>	<i>Qty.</i>	<i>Description</i>
1	120-3217	1	Crossarm
2	125-5239	4	Bushing-Flange
3	117-6654	4	Link
4	3296-59	4	Nut-Lock, NI
5	117-9482	1	Mount-Cross Arm, LH
6	117-9492	1	Mount-Cross Arm, RH
7	114-8051	2	Pin-Pivot
8	114-8047	2	Lever
9	114-8048	2	Spring
10	114-8049	2	Pin-Pivot
11	120-3227	8	Screw-HSH
12	120-2784-01	2	Horn-Basket
13	114-7728	4	Screw-Threadlock



Crankcase Assembly

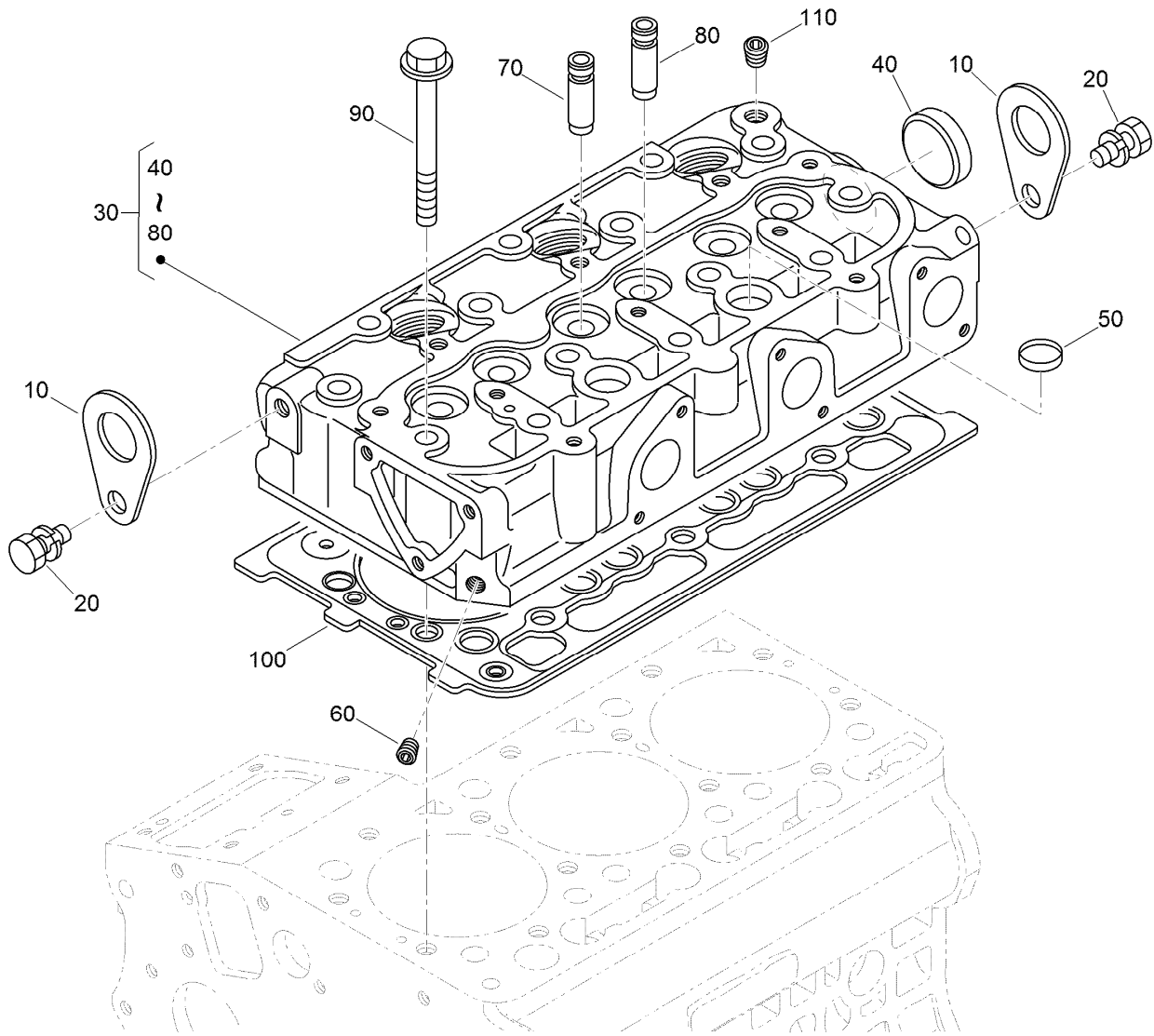
<i>Ref.</i>	<i>Part Number</i>	<i>Qty.</i>	<i>Description</i>	<i>Ref.</i>	<i>Part Number</i>	<i>Qty.</i>	<i>Description</i>
10	130-1486	1	Crankcase ASM	100	98-9375	2	Pin-Straight
20	100-2019	3	Cap-Sealing	110	98-9377	2	Pin-Straight
30	100-2020	3	Cap-Sealing	120	98-7506	1	Pin-Pipe
40	110-3702	2	Cap-Sealing	130	100-2051	2	Pin-Pipe
50	98-9398	2	Cap-Sealing	140	100-2051	2	Pin-Pipe
60	98-9687	5	Plug	150	100-1991	1	Cover-Fuel, Camshaft
70	98-7487	3	Plug	160	120-3121	1	Draincock ASM
80	98-7488	1	Plug	170	98-7764	1	Switch-Oil
90	100-1851	1	Plug-Expansion				



Oil Pan, Oil Pump and Dipstick Assembly

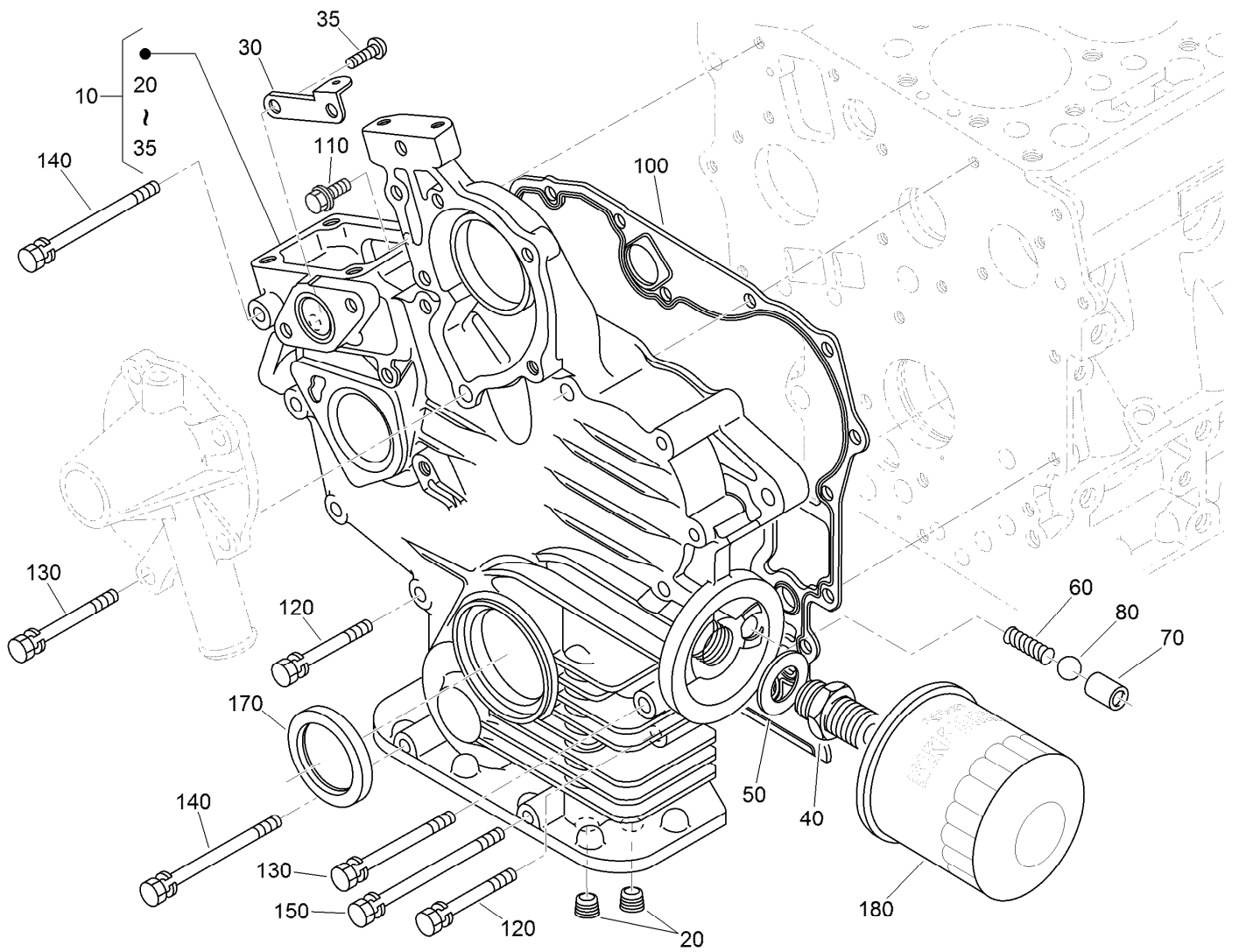
Ref.	Part Number	Qty.	Description
10	120-3122	1	Oil Pan ASM
20	98-9350	22	Bolt
30	114-8151	1	Plug-Drain
40	98-7524	1	Gasket
50	100-2001	1	Strainer-Pickup, Oil
60	105-3776	1	O-Ring
70	100-9195	1	Bolt
80	120-3124	1	Gauge-Oil
90	120-3125	1	Guide-Gauge, Oil

Ref.	Part Number	Qty.	Description
100	98-9722	1	O-Ring
110	115-8504	1	Bolt-Flange
120	110-3720	1	Plug-Gauge, Oil
130	100-2002	1	Oil Pump ASM
140	100-2003	1	Gasket-Pump, Oil
150	100-1923	3	Bolt
160	130-1419	1	Gear-Drive, Oil Pump
170	98-7658	1	Key-Feather
180	100-1779	1	Nut-Flange



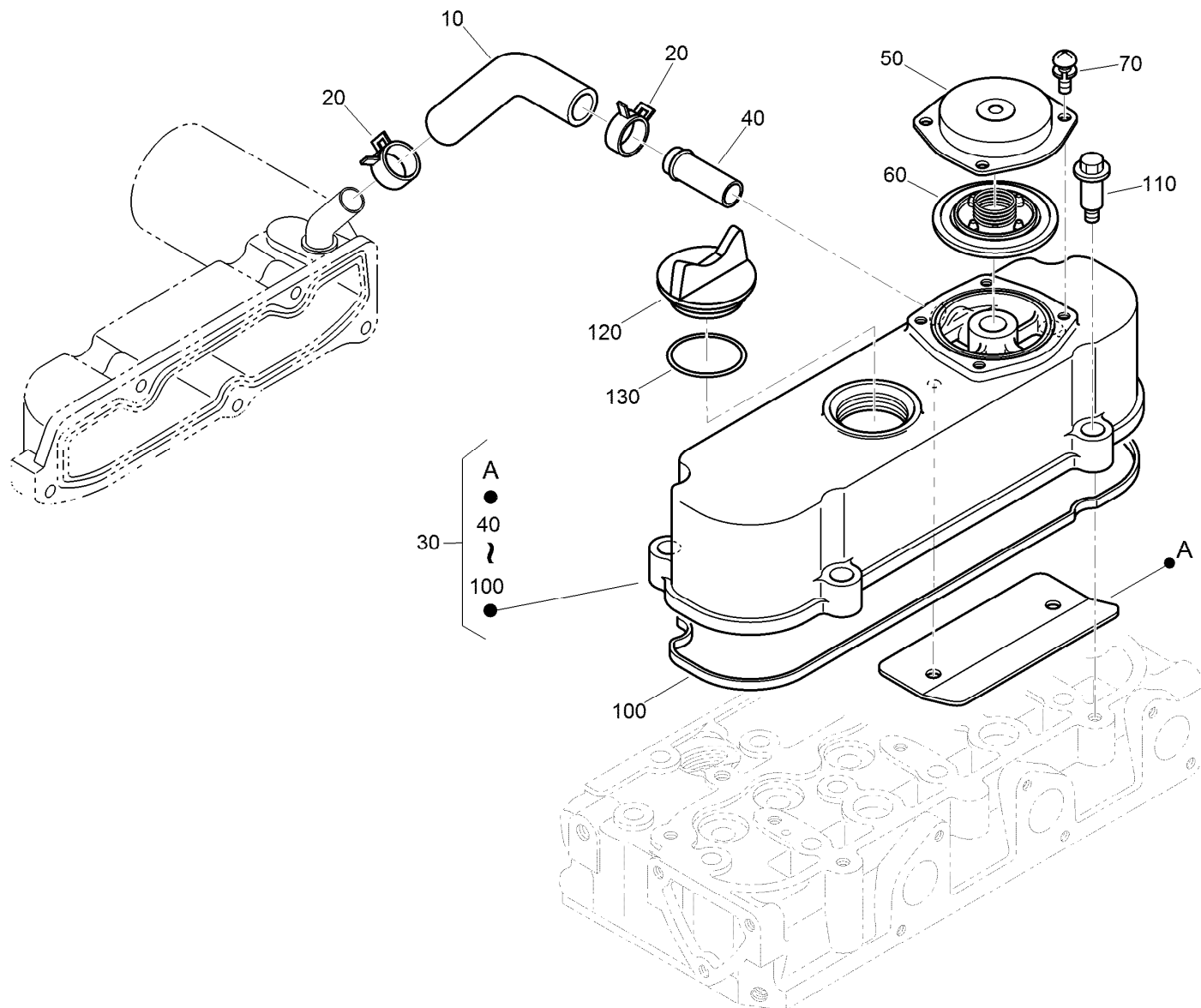
Cylinder Head Assembly

Ref.	Part Number	Qty.	Description
10	98-7531	2	Hook-Engine
20	98-7526	2	Bolt
30	130-1504	1	Cylinder Head ASM
40	105-3705	1	Cap-Sealing
50	98-9389	2	Cap-Sealing
60	98-9687	1	Plug
70	100-1882	3	Guide-Valve, Inlet
80	100-1883	3	Guide-Valve, Exhaust
90	100-1820	14	Bolt-Head, Cylinder
100	112-2520	1	Gasket-Head, Cylinder
110	98-9444	1	Plug



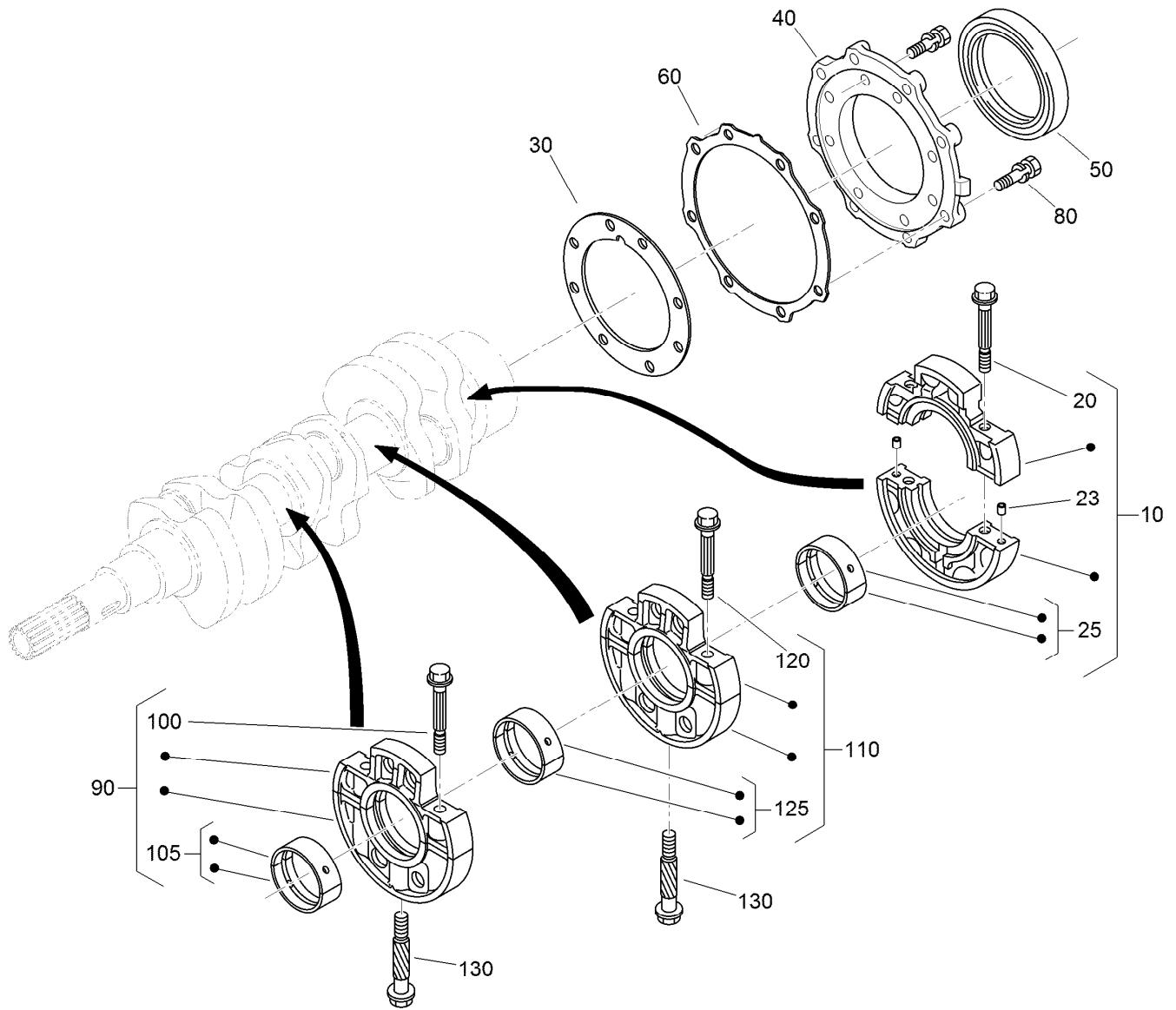
Gear Case and Oil Filter Cartridge Assembly

<i>Ref.</i>	<i>Part Number</i>	<i>Qty.</i>	<i>Description</i>	<i>Ref.</i>	<i>Part Number</i>	<i>Qty.</i>	<i>Description</i>
10	120-3138	1	Gear Case ASM	100	117-0327	1	Gasket-Case, Gear
20	98-7488	2	Plug	110	127-0403	1	Bolt-Flange
30	110-3708	1	Stay-Spring, Start	120	125-9063	9	Bolt-Sems
35	100-2040	2	Screw	130	100-1922	2	Bolt
40	98-9388	1	Joint-Pipe	140	98-9357	2	Bolt
50	100-1926	1	Washer-Plain	150	110-3710	1	Bolt
60	100-2004	1	Spring	170	120-7852	1	Seal-Oil
70	100-1894	1	Seat-Valve	180	115-8189	1	Filter-Oil, Engine
80	100-1792	1	Ball				



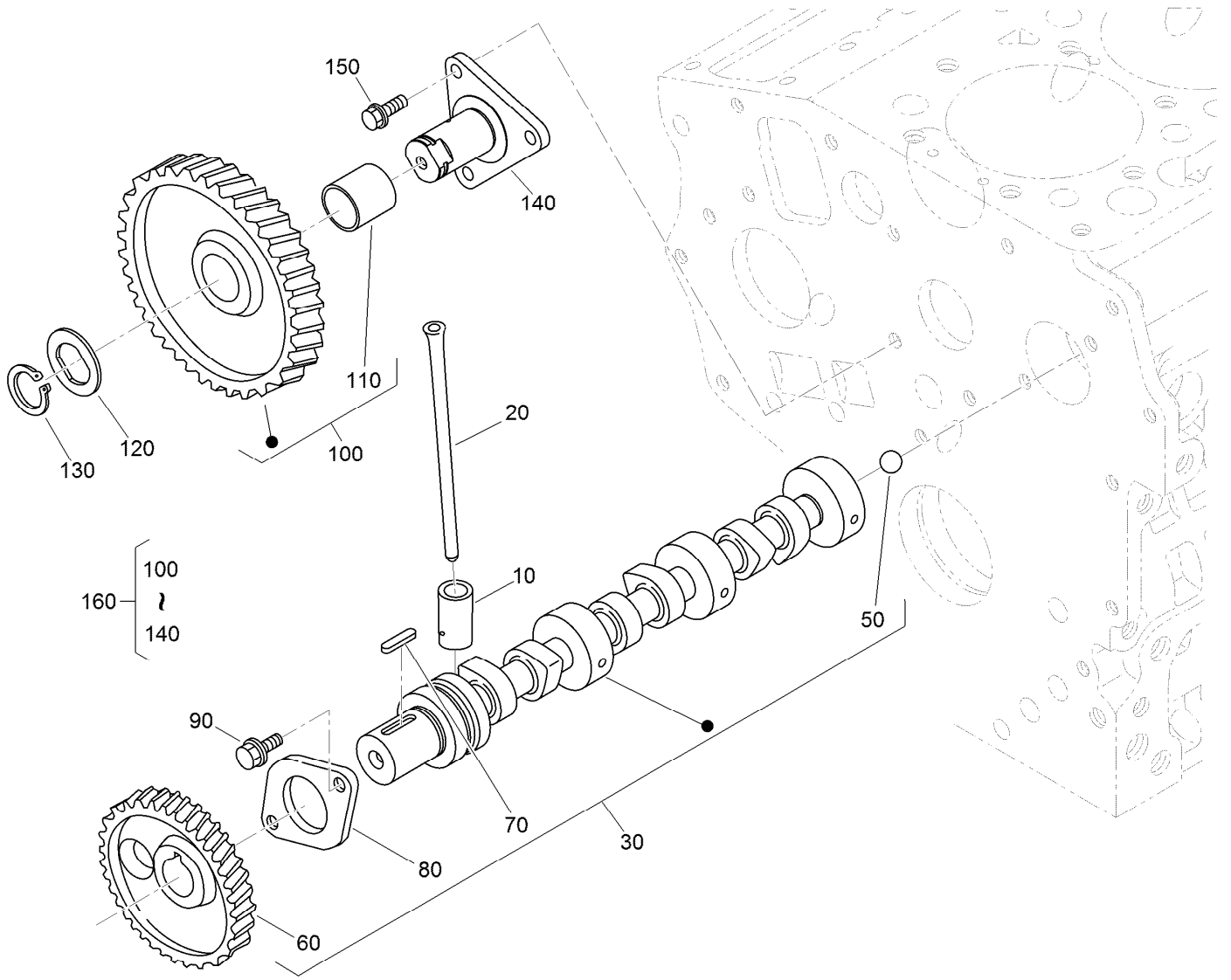
Cylinder Head Cover Assembly

Ref.	Part Number	Qty.	Description
10	120-3139	1	Tube-Breather
20	110-3712	2	Clamp-Hose
30	112-8332	1	Cylinder Head Cover ASM
40	98-9580	1	Pipe-Return, Water
50	110-3714	1	Cover-Breather
60	110-3715	1	Valve-Breather
70	98-9364	4	Screw (With Washer)
100	112-2521	1	Gasket-Cover, Head
110	108-7063	4	Bolt
120	107-9075	1	Plug-Filler, Oil
130	99-3446	1	O-Ring



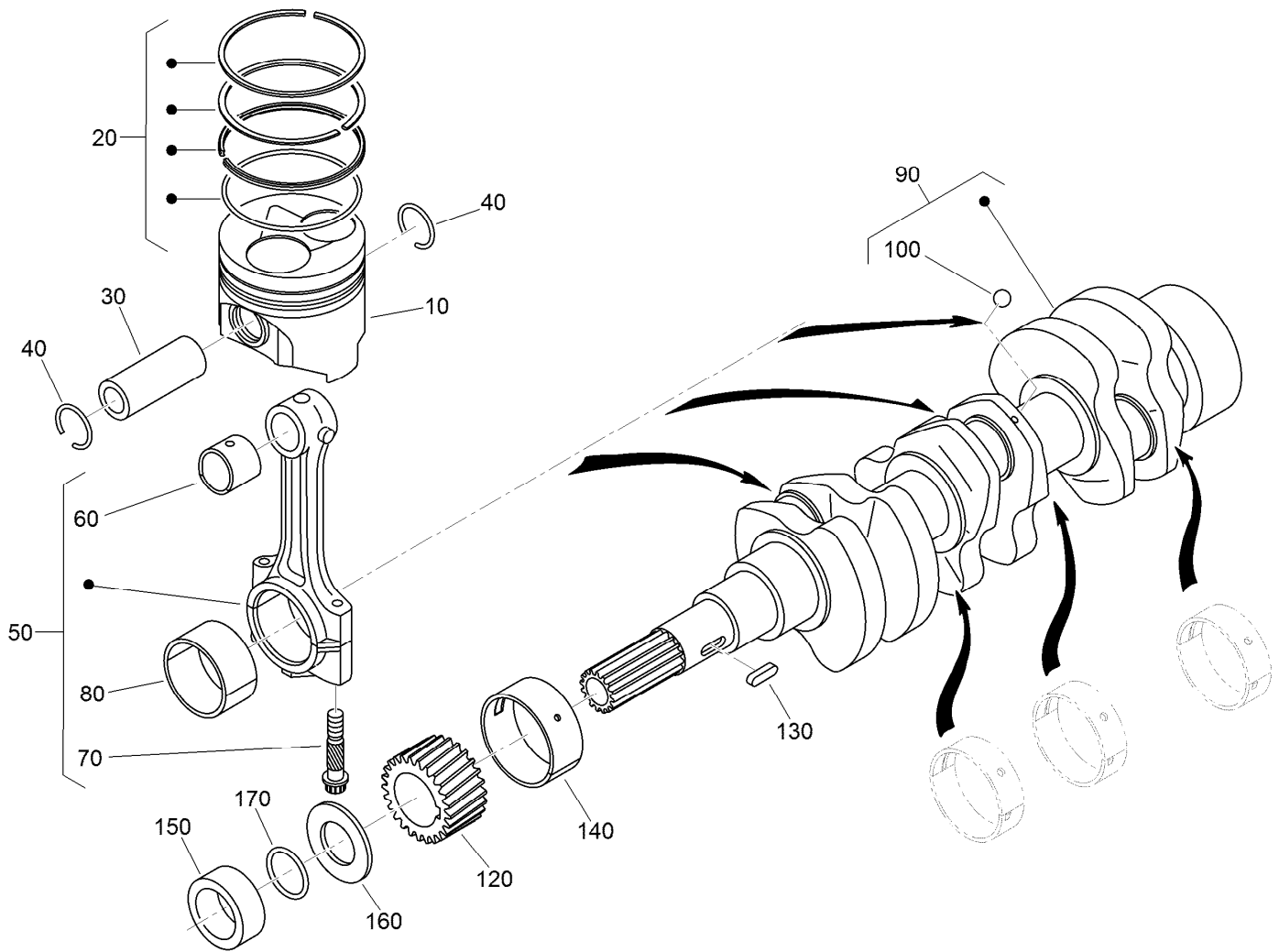
Main Bearing Case Assembly

Ref.	Part Number	Qty.	Description	Ref.	Part Number	Qty.	Description
10	125-9064	1	Wheel Bearing Case ASM	105	110-3741	1	Crankshaft Metal ASM (STD)
20	125-9065	2	Bolt-Flange	105	125-9083	1	Crankshaft Metal ASM (-0.20Mm)
23	125-9082	2	Pin-Straight	105	110-3743	1	Crankshaft Metal ASM (-0.40Mm)
25	125-9066	1	Crankshaft Metal ASM (STD)	110	125-9069	1	Main Case Bearing ASM
25	125-9067	1	Crankshaft Metal ASM (-0.20Mm)	120	110-3723	2	Bolt-Case, Bearing
25	125-9068	1	Crankshaft Metal ASM (-0.40Mm)	125	110-3741	1	Crankshaft Metal ASM (STD)
30	100-1873	1	Gasket-Case, Bearing	125	125-9083	1	Crankshaft Metal ASM (-0.20Mm)
40	112-8334	1	Cover-Case, Bearing	125	110-3743	1	Crankshaft Metal ASM (-0.40Mm)
50	110-3724	1	Seal-Oil	130	100-1874	2	Bolt-Case, Bearing
60	100-1876	1	Gasket-Cover, Case				
80	100-1750	16	Bolt				
90	110-3725	1	Main Bearing Case ASM				
100	110-3723	2	Bolt-Case, Bearing				



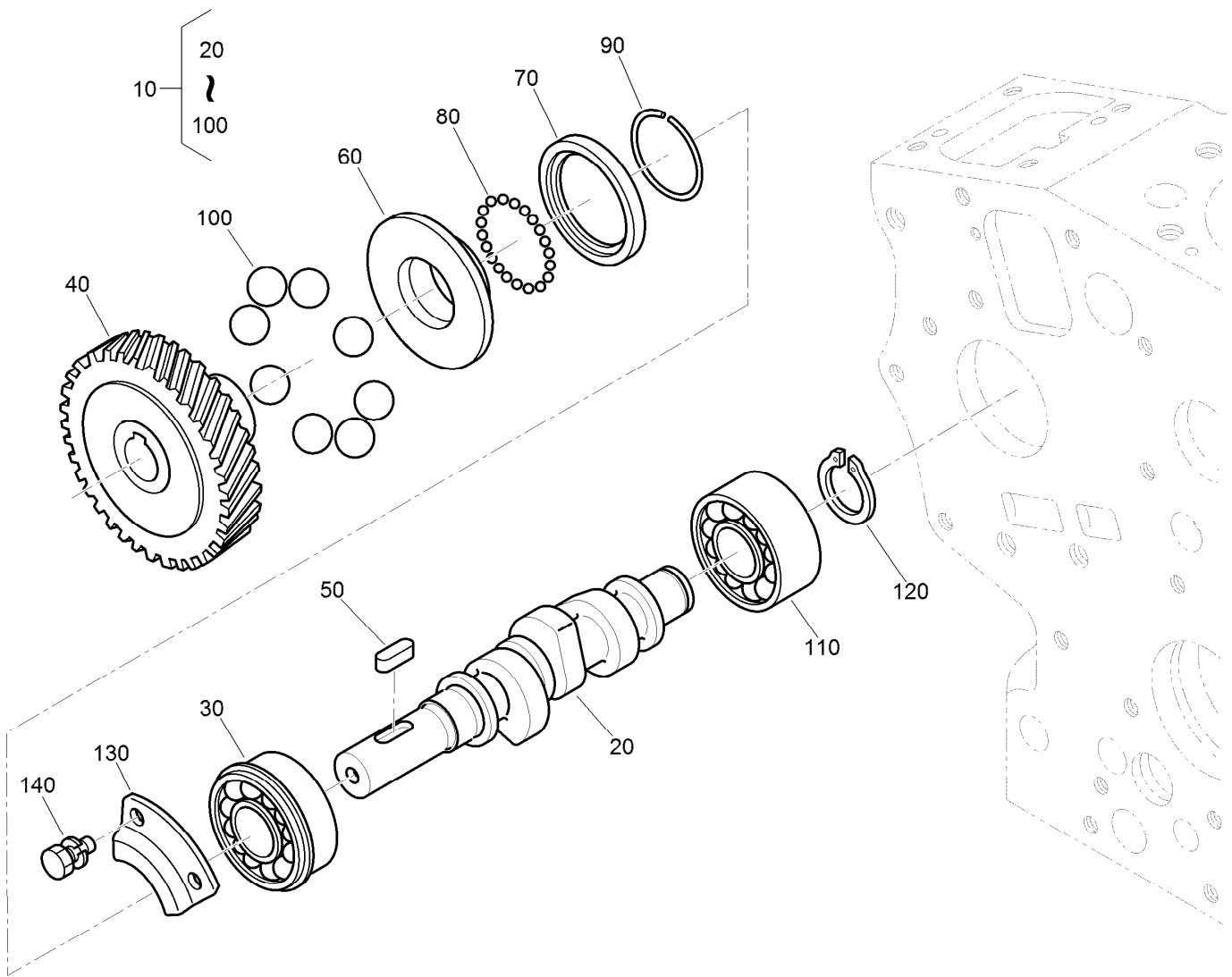
Camshaft and Idle Gear Shaft Assembly

Ref.	Part Number	Qty.	Description
10	110-3727	6	Tappet
20	100-1989	6	Rod-Push
30	120-3126	1	Camshaft ASM
50	110-3729	1	Ball
60	130-1534	1	Gear-Cam
70	98-9378	1	Key-Feather
80	100-1887	1	Stopper-Camshaft
90	98-9350	2	Bolt
100	121-2421	1	Idle Gear ASM
110	121-2422	1	Bushing
120	100-1970	1	Collar-Gear, Idle
130	100-1969	1	Ring-Snap
140	100-1967	1	Shaft-Gear, Idle
150	100-1774	3	Bolt-Flange
160	100-2240	1	Idle Gear ASM



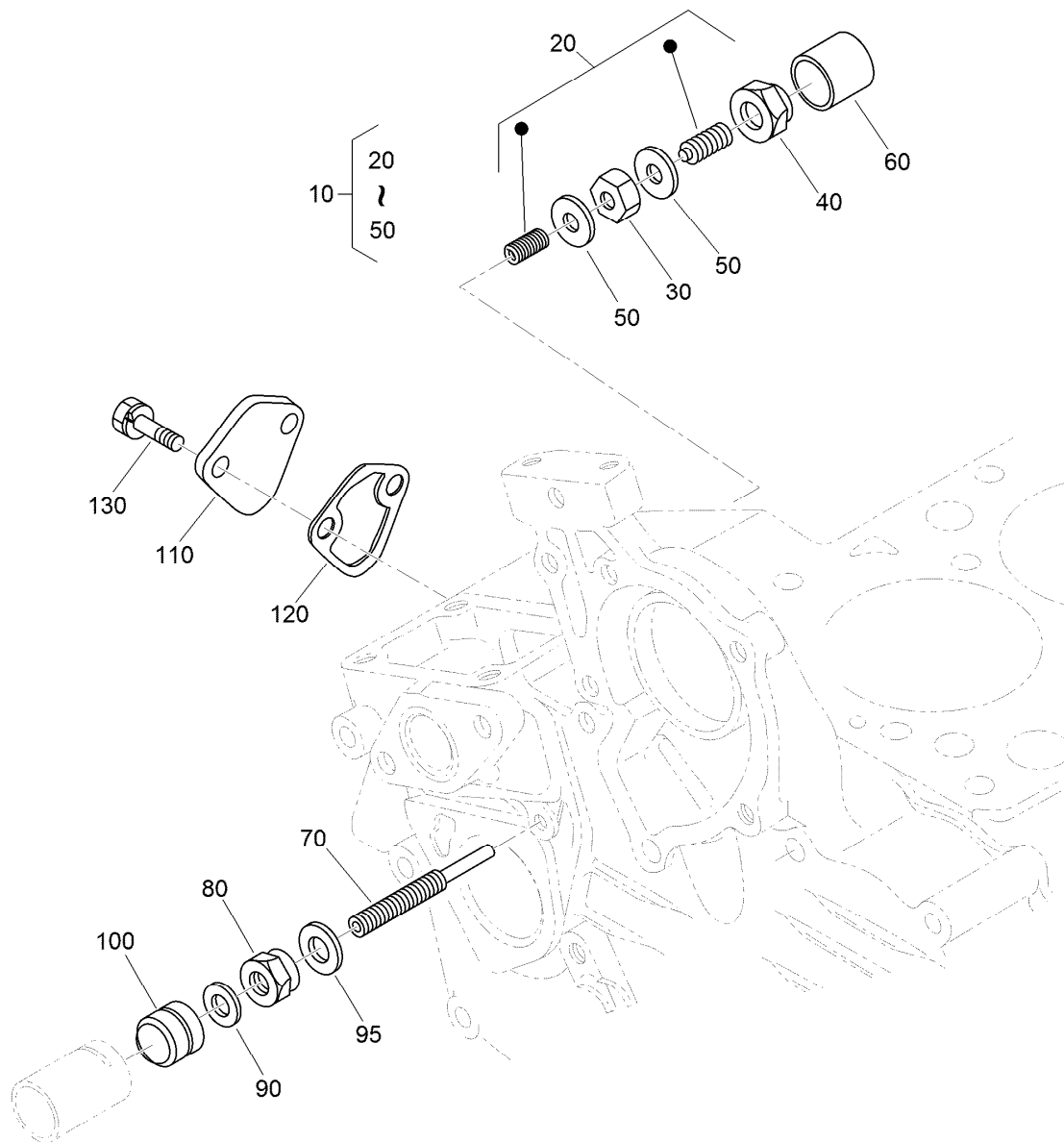
Piston and Crankshaft Assembly

<i>Ref.</i>	<i>Part Number</i>	<i>Qty.</i>	<i>Description</i>	<i>Ref.</i>	<i>Part Number</i>	<i>Qty.</i>	<i>Description</i>
10	130-1518	3	Piston	80	121-2420	3	Metal-Crankpin (-.40Mm)
10	130-1520	3	Piston	90	117-0308	1	Crankshaft
20	130-1516	3	Piston Ring ASM	100	100-1791	3	Ball
20	130-1517	3	Piston Ring ASM	120	100-1891	1	Gear-Crankshaft
30	110-3734	3	Pin-Piston	130	100-1752	1	Key-Feather
40	100-1835	6	Circlip-Internal	140	110-3738	1	Metal-Crankshaft (STD)
50	125-9070	3	Connecting Rod ASM	140	121-2424	1	Metal-Crankshaft (-.20Mm)
60	110-3736	3	Bushing-Pin, Piston	140	121-2425	1	Metal-Crankshaft (-.40Mm)
70	100-1999	6	Bolt-Rod, Connecting	150	100-1890	1	Collar-Crankshaft
80	100-2000	3	Metal-Crankpin (STD)	160	100-1974	1	Slinger-Oil
80	121-3849	3	Metal-Crankpin (-.20Mm)	170	100-2209	1	O-Ring



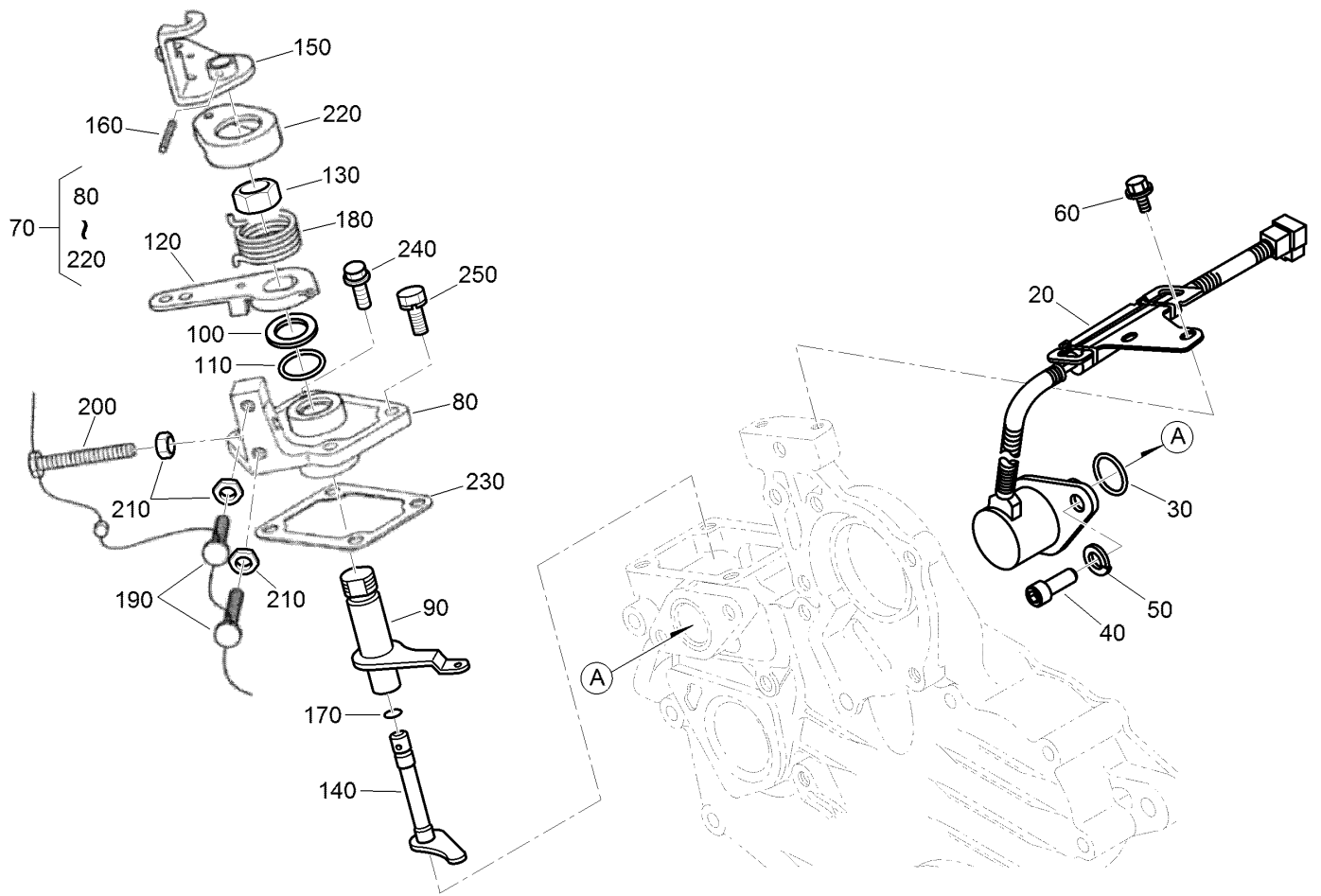
Fuel Camshaft Assembly

Ref.	Part Number	Qty.	Description
10	112-8335	1	Fuel Camshaft ASM
20	110-3756	1	Camshaft-Fuel
30	100-1795	1	Bearing-Ball
40	100-2006	1	Gear-Pump, Injection
50	100-1752	1	Key-Feather
60	112-8336	1	Sleeve-Governor
70	100-1904	1	Case-Ball, Governor
80	100-1790	32	Ball
90	100-1843	1	Circ-Clip
100	100-1793	8	Ball
110	110-3757	1	Bearing-Ball
120	100-1784	1	Circ-Clip, External
130	100-1888	1	Stopper-Fuel, Camshaft
140	98-9350	2	Bolt



Idle Apparatus and Fuel Pump Cover Assembly

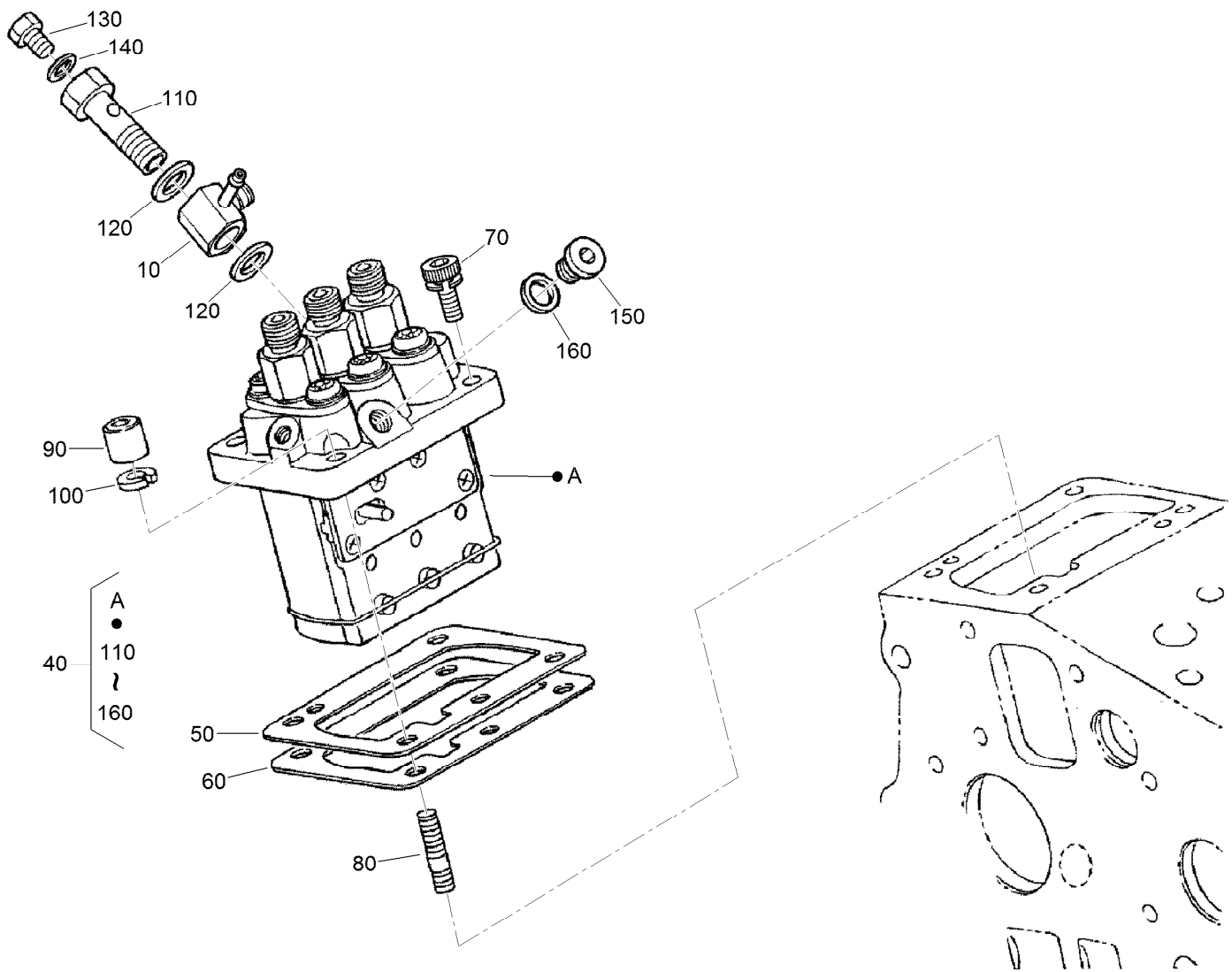
Ref.	Part Number	Qty.	Description
10	100-1898	1	Idle Apparatus ASM
20	100-1899	1	Adjusting Bolt ASM
30	100-1846	1	Nut
40	100-1901	1	Nut-Cap
50	98-7428	2	Gasket
60	100-1902	1	Cap
70	110-3758	1	Bolt-Adjusting
80	100-2175	1	Nut-Lock
90	98-7654	1	Gasket
95	107-9081	1	Gasket
100	99-8387	1	Nut-Cap
110	99-3514	1	Cover
120	98-9636	1	Gasket-Pump, Fuel
130	98-7692	2	Bolt



Stop Solenoid and Speed Control Plate Assembly

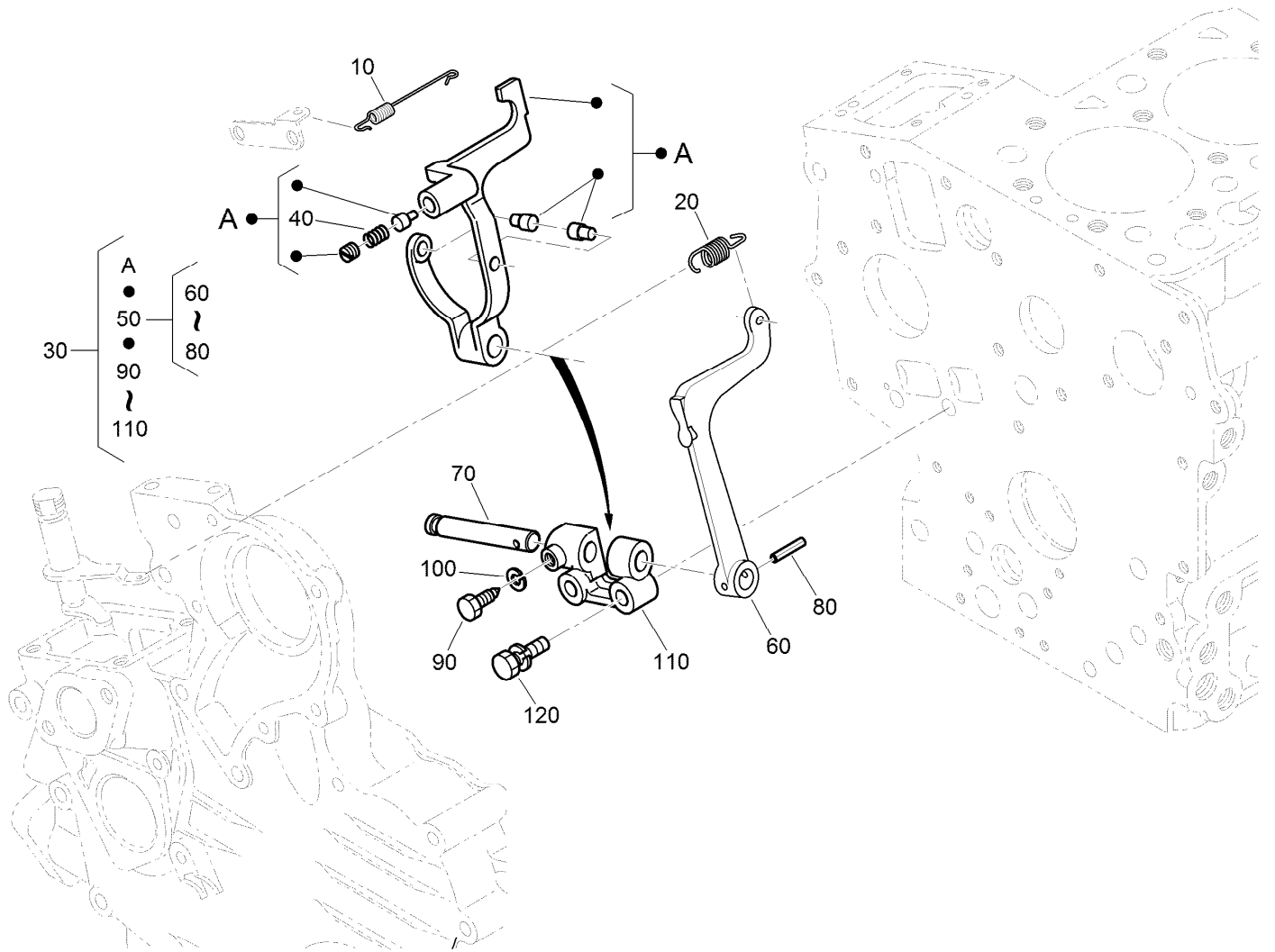
Ref.	Part Number	Qty.	Description
20	117-2719	1	Solenoid Stop ASM
30	110-3762	1	O-Ring
40	110-3763	2	Bolt-HSH
50	98-7699	2	Washer-Spring
60	100-1774	2	Bolt-Flange
70	110-3769	1	Speed Control Plate ASM
80	110-3770	1	Plate-Control, Speed
90	110-3771	1	Lever-Governor
100	110-3772	1	Collar
110	100-2208	1	O-Ring
120	110-3773	1	Lever-Control, Speed
130	110-3774	1	Nut-Control, Speed

Ref.	Part Number	Qty.	Description
140	110-3775	1	Shaft-Lever
150	110-3776	1	Lever-Stop, Engine
160	110-3777	1	Pin-Spring
170	100-2207	1	O-Ring
180	110-3778	1	Spring-Return
190	120-3133	2	Screw-Stopper
200	120-3134	1	Bolt
210	98-7572	3	Nut
220	110-3779	1	Cap
230	100-1962	1	Gasket-Plate, Control
240	127-0403	2	Bolt-Flange
250	112-2507	2	Bolt



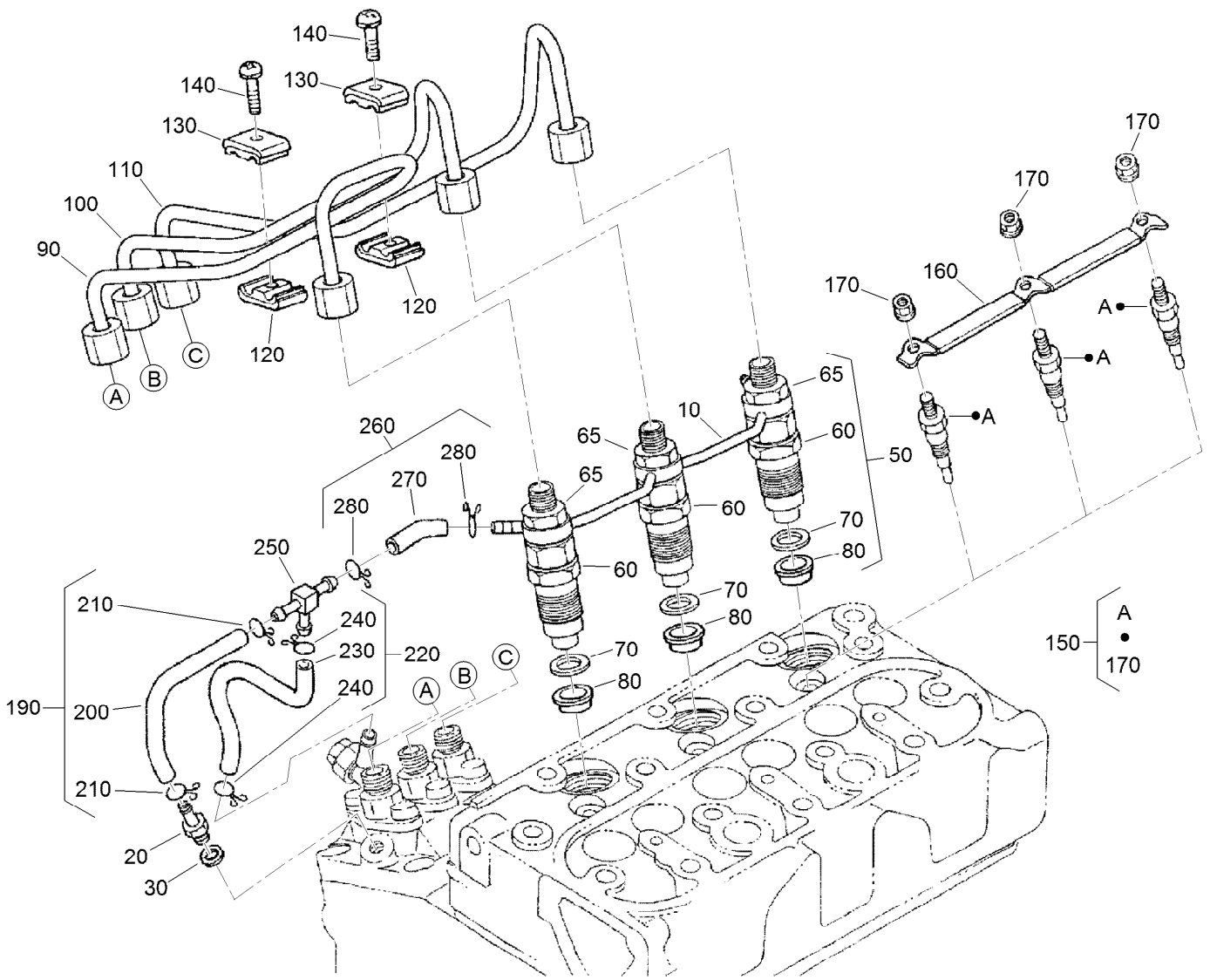
Injection Pump Assembly

<i>Ref.</i>	<i>Part Number</i>	<i>Qty.</i>	<i>Description</i>	<i>Ref.</i>	<i>Part Number</i>	<i>Qty.</i>	<i>Description</i>
10	110-3764	1	Joint	90	98-9440	2	Nut-Cap
40	110-3765	1	Injection Pump ASM	100	98-7699	2	Washer-Spring
50	115-3045	1	Shim-Injection (0.175Mm)	110	100-1896	1	Screw-Hollow
50	98-9456	1	Shim-Injection (0.20Mm)	120	98-9445	2	Gasket
50	98-9457	1	Shim-Injection (0.25Mm)	130	98-9430	1	Screw
60	98-9458	1	Shim-Injection (0.30Mm)	140	98-9446	1	Gasket
60	115-3046	1	Shim-Injection (0.35Mm)	150	98-9466	1	Plug
70	117-7564	2	Bolt-Hex Soc HD	160	98-9451	1	Gasket
80	98-9438	2	Stud				



Governor Assembly

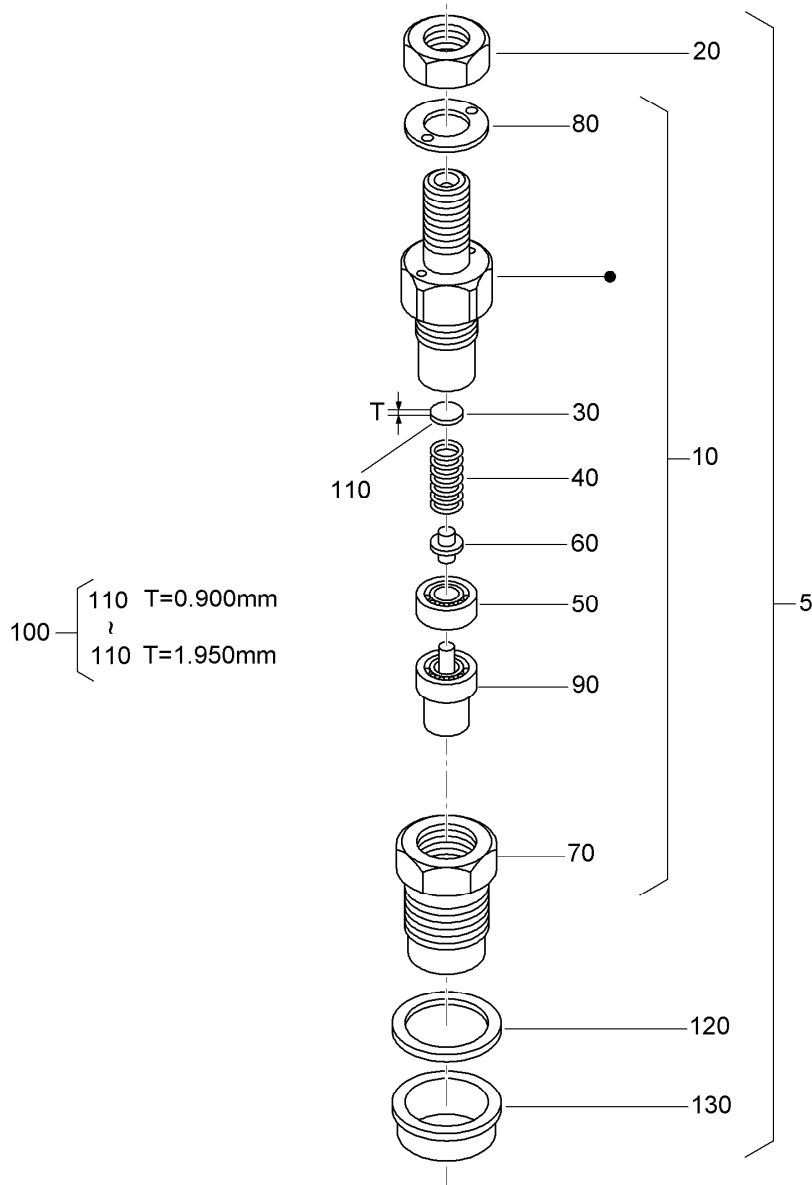
<i>Ref.</i>	<i>Part Number</i>	<i>Qty.</i>	<i>Description</i>
10	110-3766	1	Spring-Start
20	110-3767	1	Spring-Governor
30	120-3131	1	Fork Lever ASM
40	120-3132	1	Spring
50	100-1905	1	Fork Lever ASM
60	100-1907	1	Lever-Fork
70	100-1908	1	Shaft-Lever, Fork
80	100-1751	1	Pin-Spring
90	100-1845	1	Bolt
100	127-0408	1	Washer-Lock, Spring
110	100-1909	1	Holder-Lever, Fork
120	100-1763	2	Bolt



Nozzle Holder and Glow Plug Assembly

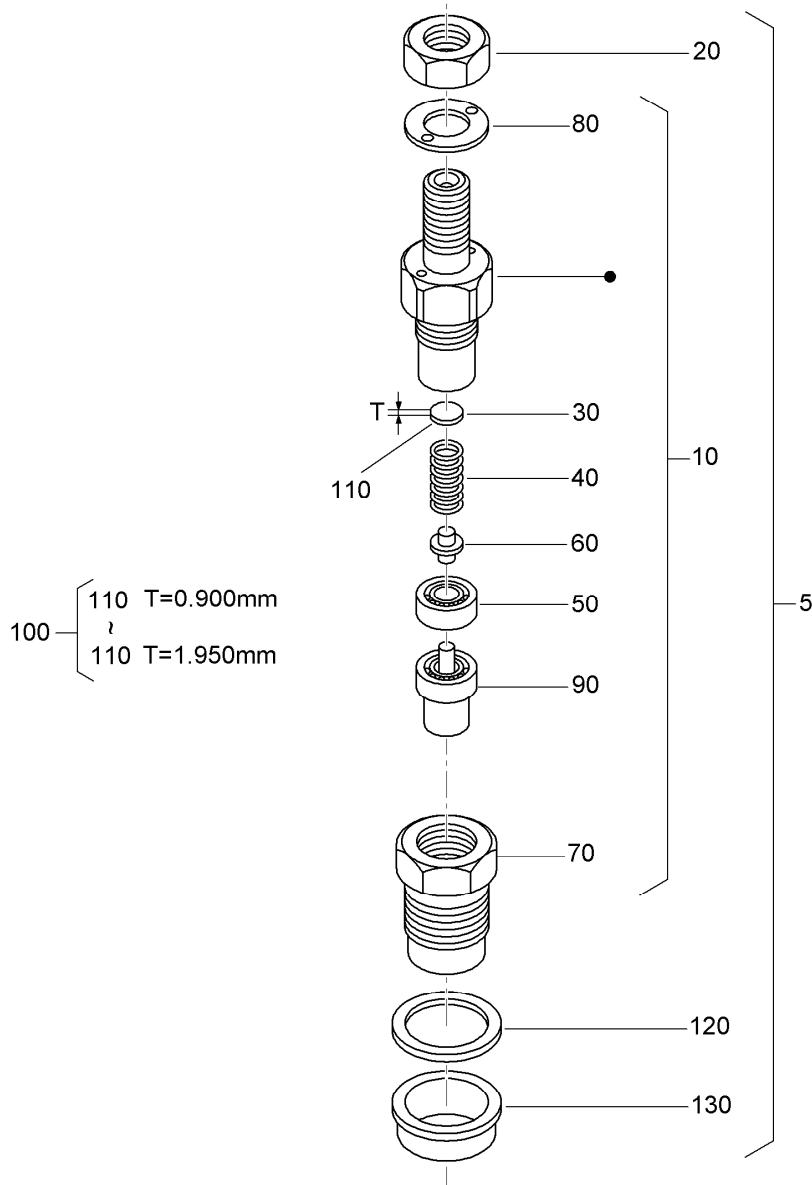
Ref.	Part Number	Qty.	Description
10	110-3780	1	Over Flow Pipe ASM
20	98-9431	1	Screw-Bleeder, Air
30	98-7654	1	Gasket
50	130-1305	3	Nozzle Holder Kit
60	130-1303	3	Nozzle Holder ASM
65	121-2411	3	Nut
70	98-7676	3	Gasket
80	98-7677	3	Seal-Heat
90	130-1522	1	Pipe-Injection
100	130-1523	1	Pipe-Injection
110	130-1541	1	Pipe-Injection
120	98-7682	2	Clamp-Pipe
130	98-7683	2	Clamp-Pipe
140	98-7684	2	Screw (W/Washer)

Ref.	Part Number	Qty.	Description
150	130-1411	3	Plug-Glow
160	110-3784	1	Cord-Plug, Glow
170	99-8377	3	Nut-Flange
190	110-3785	1	Fuel Tube ASM
200	110-3786	1	Tube-Fuel
210	98-7671	2	Clip-Pipe
220	110-3787	1	Fuel Tube ASM
230	110-3788	1	Tube-Fuel
240	98-7671	2	Clip-Pipe
250	112-8338	1	Pipe-Joint, T
260	110-3790	1	Fuel Tube ASM
270	110-3791	1	Tube-Fuel
280	98-7671	2	Clip-Pipe



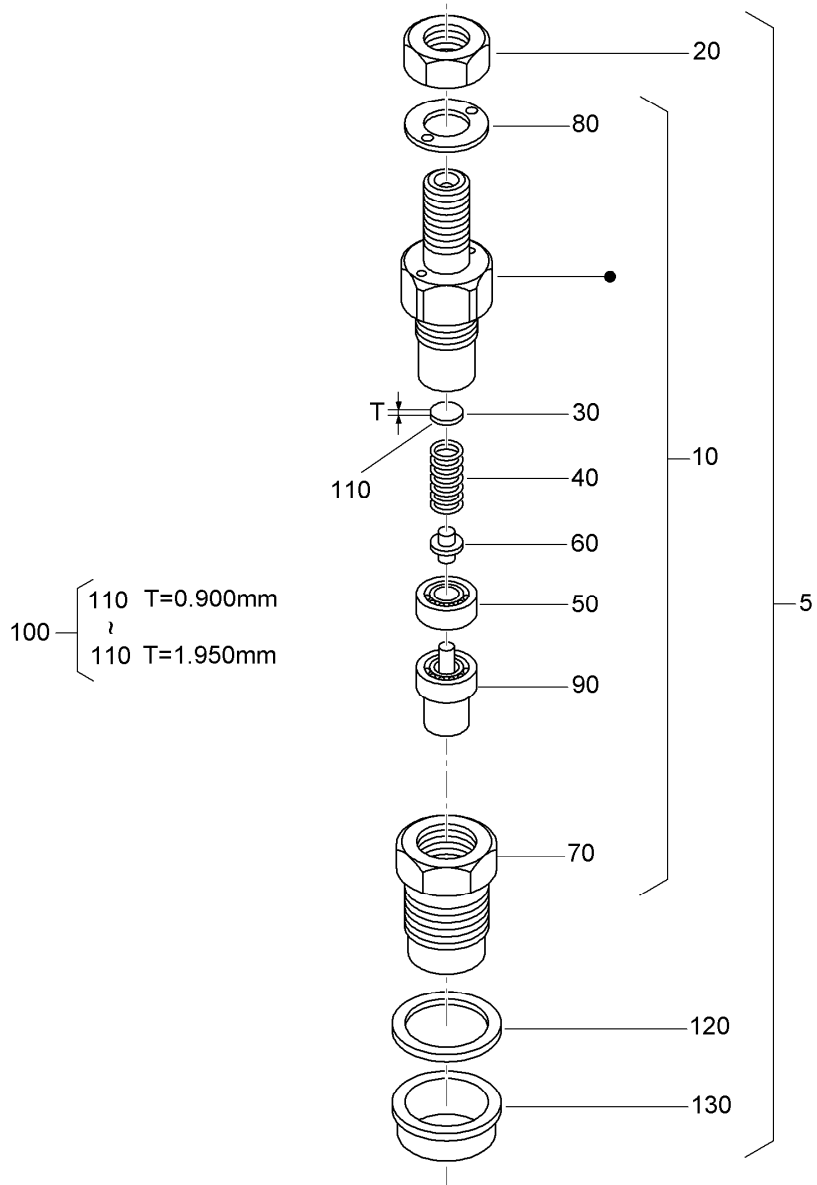
Nozzle Holder Assembly

Ref.	Part Number	Qty.	Description	Ref.	Part Number	Qty.	Description
5	130-1305	3	Nozzle Holder Kit	110	98-7845	3	Washer-Adjusting (1.025Mm)
10	130-1303	3	Nozzle Holder ASM	110	98-7846	3	Washer-Adjusting (1.050Mm)
20	121-2411	3	Nut	110	98-7847	3	Washer-Adjusting (1.075Mm)
30	99-8302	3	Washer-Adjusting	110	98-7848	3	Washer-Adjusting (1.100Mm)
40	99-8303	3	Spring-Nozzle	110	98-7849	3	Washer-Adjusting (1.125Mm)
50	99-8304	3	Spacer-Distance	110	98-7850	3	Washer-Adjusting (1.150Mm)
60	99-8305	3	Rod-Push	110	98-7851	3	Washer-Adjusting (1.175Mm)
70	130-1304	3	Nut-Nozzle	110	98-7852	3	Washer-Adjusting (1.200Mm)
80	99-8307	3	Washer-Plain	110	98-7853	3	Washer-Adjusting (1.225Mm)
90	130-1497	3	Nozzle-Piece	110	98-7854	3	Washer-Adjusting (1.250Mm)
100	98-9448	3	Adjusting Washer ASM				
110	98-7642	3	Washer-Adjusting (0.900Mm)				
110	98-7841	3	Washer-Adjusting (0.925Mm)				
110	98-7842	3	Washer-Adjusting (0.950Mm)				
110	98-7843	3	Washer-Adjusting (0.975Mm)				
110	98-7844	3	Washer-Adjusting (1.000Mm)				



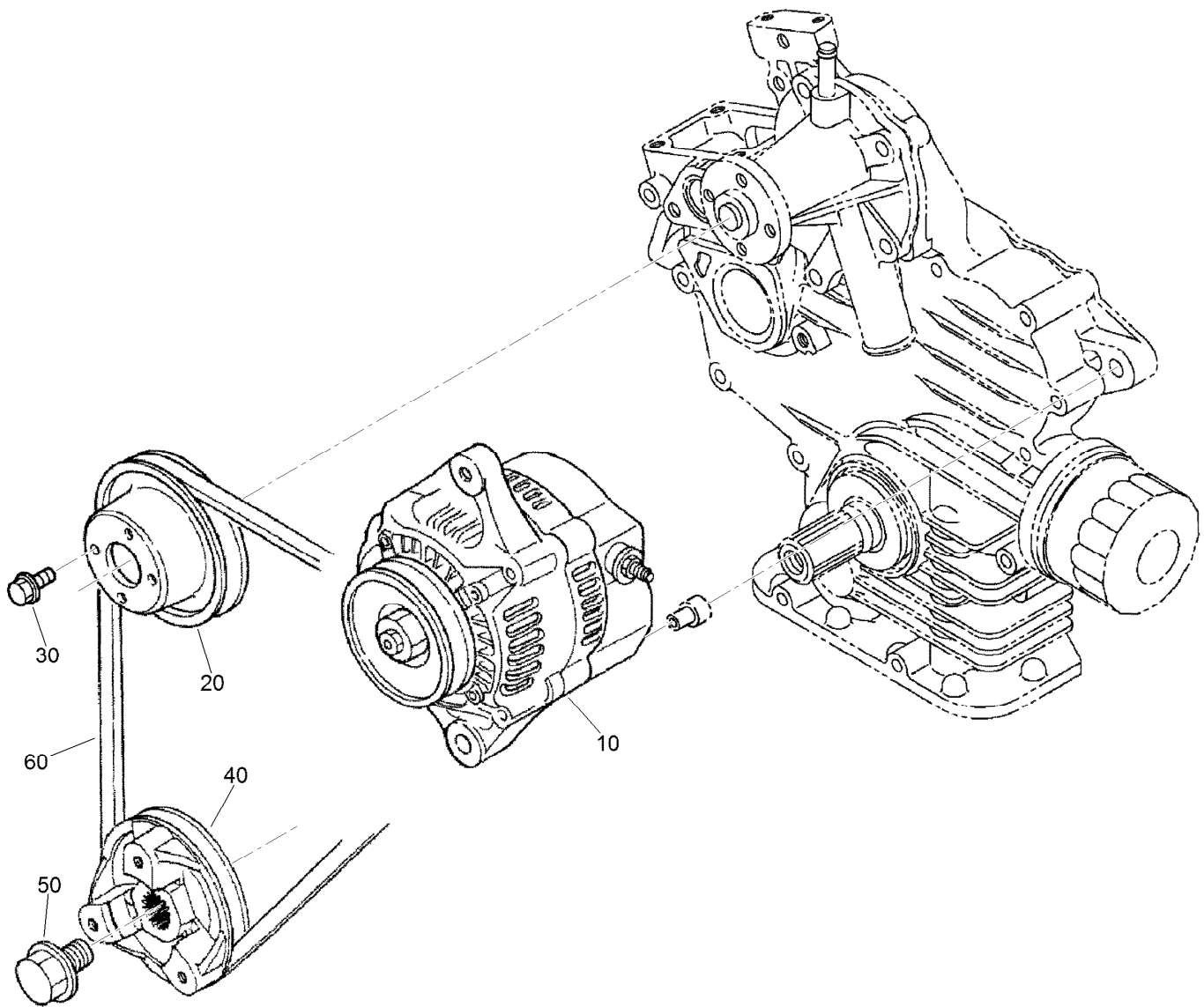
Nozzle Holder Assembly (continued)

<i>Ref.</i>	<i>Part Number</i>	<i>Qty.</i>	<i>Description</i>	<i>Ref.</i>	<i>Part Number</i>	<i>Qty.</i>	<i>Description</i>
110	98-7855	3	Washer-Adjusting (1.275Mm)	110	98-7865	3	Washer-Adjusting (1.525Mm)
110	98-7856	3	Washer-Adjusting (1.300Mm)	110	98-7866	3	Washer-Adjusting (1.550Mm)
110	98-7857	3	Washer-Adjusting (1.325Mm)	110	98-7867	3	Washer-Adjusting (1.575Mm)
110	98-7858	3	Washer-Adjusting (1.350Mm)	110	98-7868	3	Washer-Adjusting (1.600Mm)
110	98-7859	3	Washer-Adjusting (1.375Mm)	110	98-7869	3	Washer-Adjusting (1.625Mm)
110	98-7860	3	Washer-Adjusting (1.400Mm)	110	98-7870	3	Washer-Adjusting (1.650Mm)
110	98-7861	3	Washer-Adjusting (1.425Mm)	110	98-7871	3	Washer-Adjusting (1.675Mm)
110	98-7862	3	Washer-Adjusting (1.450Mm)	110	98-7872	3	Washer-Adjusting (1.700Mm)
110	98-7863	3	Washer-Adjusting (1.475Mm)	110	98-7873	3	Washer-Adjusting (1.725Mm)
110	98-7864	3	Washer-Adjusting (1.500Mm)	110	98-7874	3	Washer-Adjusting (1.750Mm)



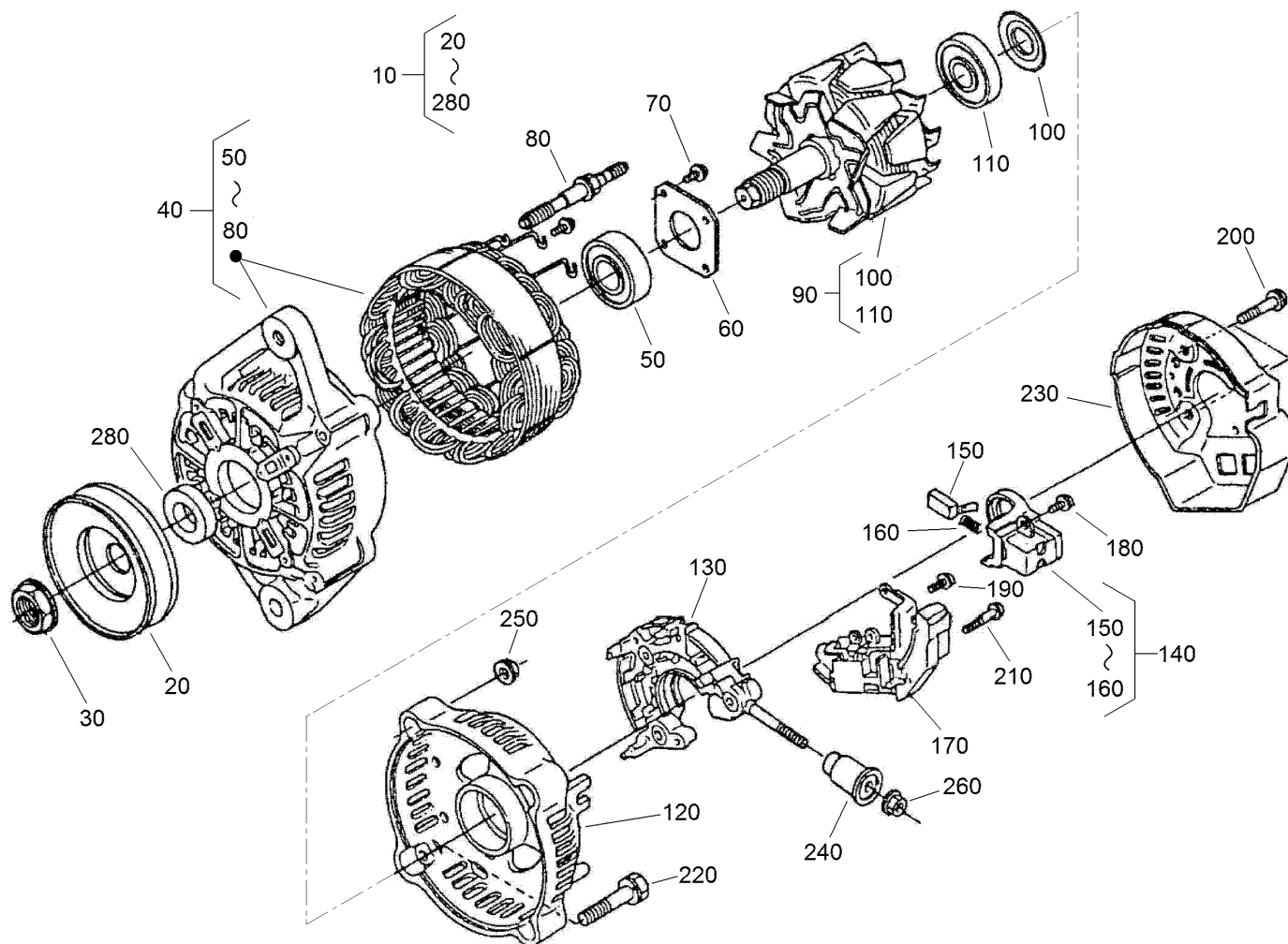
Nozzle Holder Assembly (continued)

<i>Ref.</i>	<i>Part Number</i>	<i>Qty.</i>	<i>Description</i>	<i>Ref.</i>	<i>Part Number</i>	<i>Qty.</i>	<i>Description</i>
110	98-7875	3	Washer-Adjusting (1.775Mm)	110	98-7880	3	Washer-Adjusting (1.900Mm)
110	98-7876	3	Washer-Adjusting (1.800Mm)	110	98-7881	3	Washer-Adjusting (1.925Mm)
110	98-7877	3	Washer-Adjusting (1.825Mm)	110	98-7882	3	Washer-Adjusting (1.950Mm)
110	98-7878	3	Washer-Adjusting (1.850Mm)	120	98-7676	3	Gasket
110	98-7879	3	Washer-Adjusting (1.875Mm)	130	98-7677	3	Seal-Heat



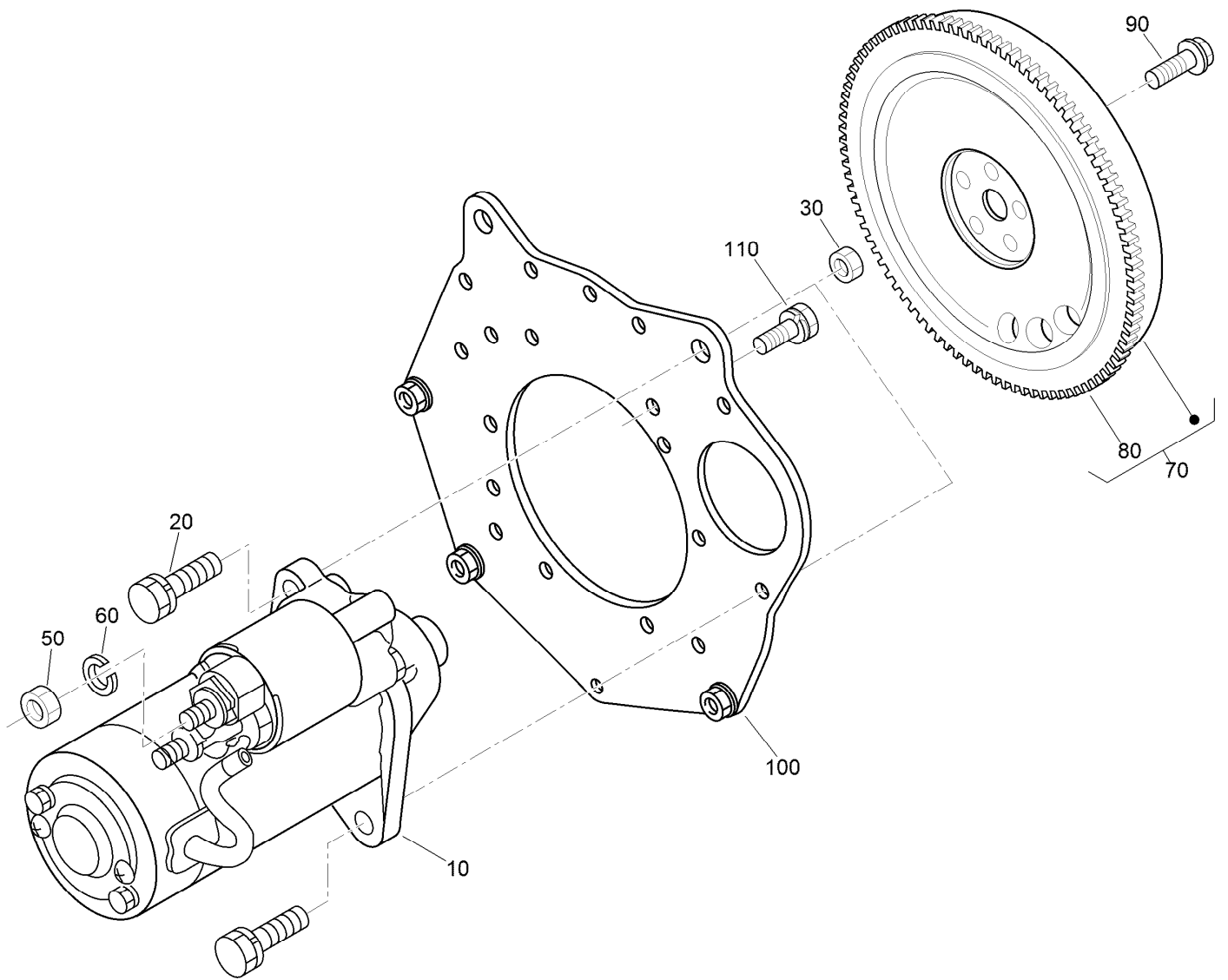
Alternator and Pulley Assembly

<i>Ref.</i>	<i>Part Number</i>	<i>Qty.</i>	<i>Description</i>
10	117-5541	1	60 Amp Alternator ASM
20	100-1921	1	Pulley-Fan
30	99-8363	4	Bolt-Flange
40	112-2510	1	Pulley-Drive, Fan
50	100-1978	1	Bolt
60	119-4486	1	Belt-V, Fan



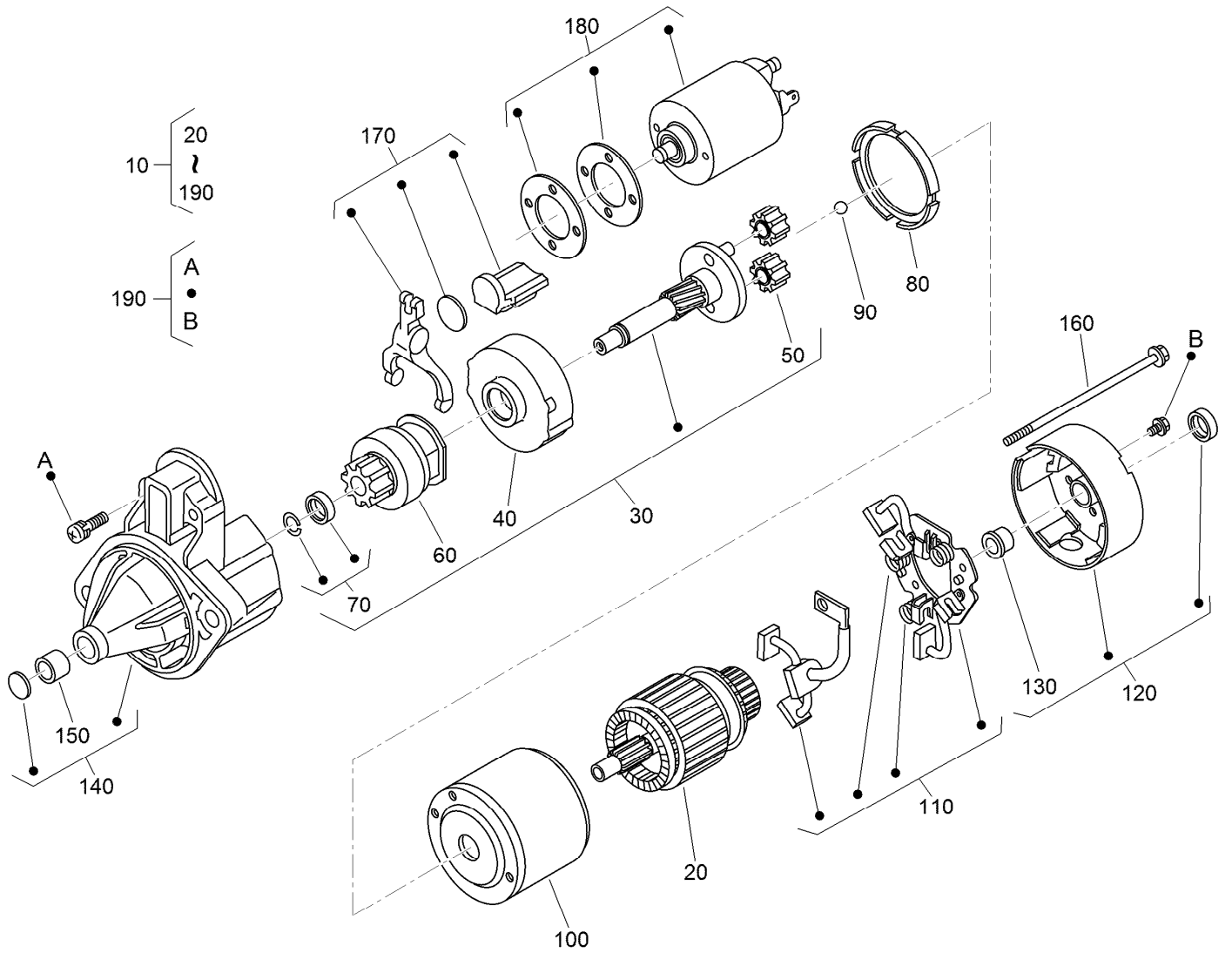
Alternator Components Assembly

Ref.	Part Number	Qty.	Description	Ref.	Part Number	Qty.	Description
10	117-5541	1	60 Amp Alternator ASM	150	98-7724	2	Brush
20	98-9453	1	Pulley-Dynamo	160	98-7725	2	Spring-Brush
30	98-7708	1	Nut	170	117-0319	1	Regulator ASM
40	117-0316	1	Drive End Frame ASM	180	98-7727	6	Screw-Head, Round
50	133-2811	1	Bearing	190	98-7728	1	Screw-Head, Round
60	98-7715	1	Plate-Retainer	200	98-7729	3	Bolt
70	98-7716	4	Screw-Head, Round	210	98-7726	2	Screw-Head, Round
80	98-7717	2	Bolt-Through	220	98-7731	2	Bolt
90	117-0317	1	Rotor ASM	230	117-0320	1	Cover-End
100	98-7711	1	Cover-Bearing	240	117-0321	1	Insulation-Brush
110	107-0138	1	Bearing-Ball	250	98-7730	2	Nut
120	133-2813	1	Frame-End	260	98-7732	1	Nut
130	117-0322	1	Holder	280	98-7709	1	Collar
140	107-0141	1	Brush Holder ASM				



Starter and Flywheel Assembly

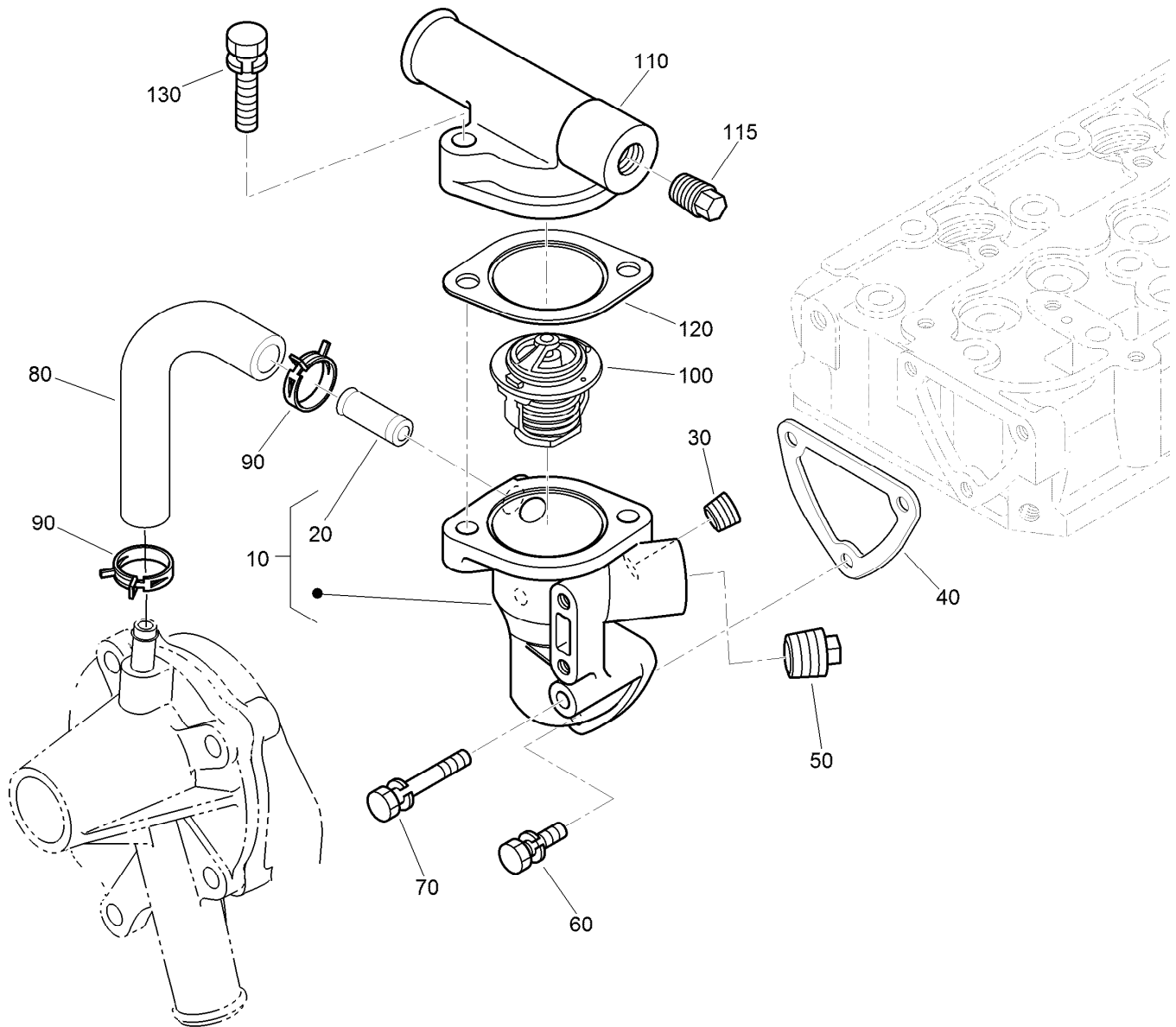
Ref.	Part Number	Qty.	Description
10	110-3800	1	Starter ASM
20	98-7697	2	Bolt
30	98-7534	2	Nut
50	98-7534	1	Nut
60	105-2893	1	Washer-Spring
70	130-1369	1	Flywheel ASM
80	127-1604	1	Gear-Ring
90	100-1930	5	Bolt-Flywheel
100	120-3130	1	Plate-End, Rear
110	110-3754	10	Bolt



Starter Component Assembly

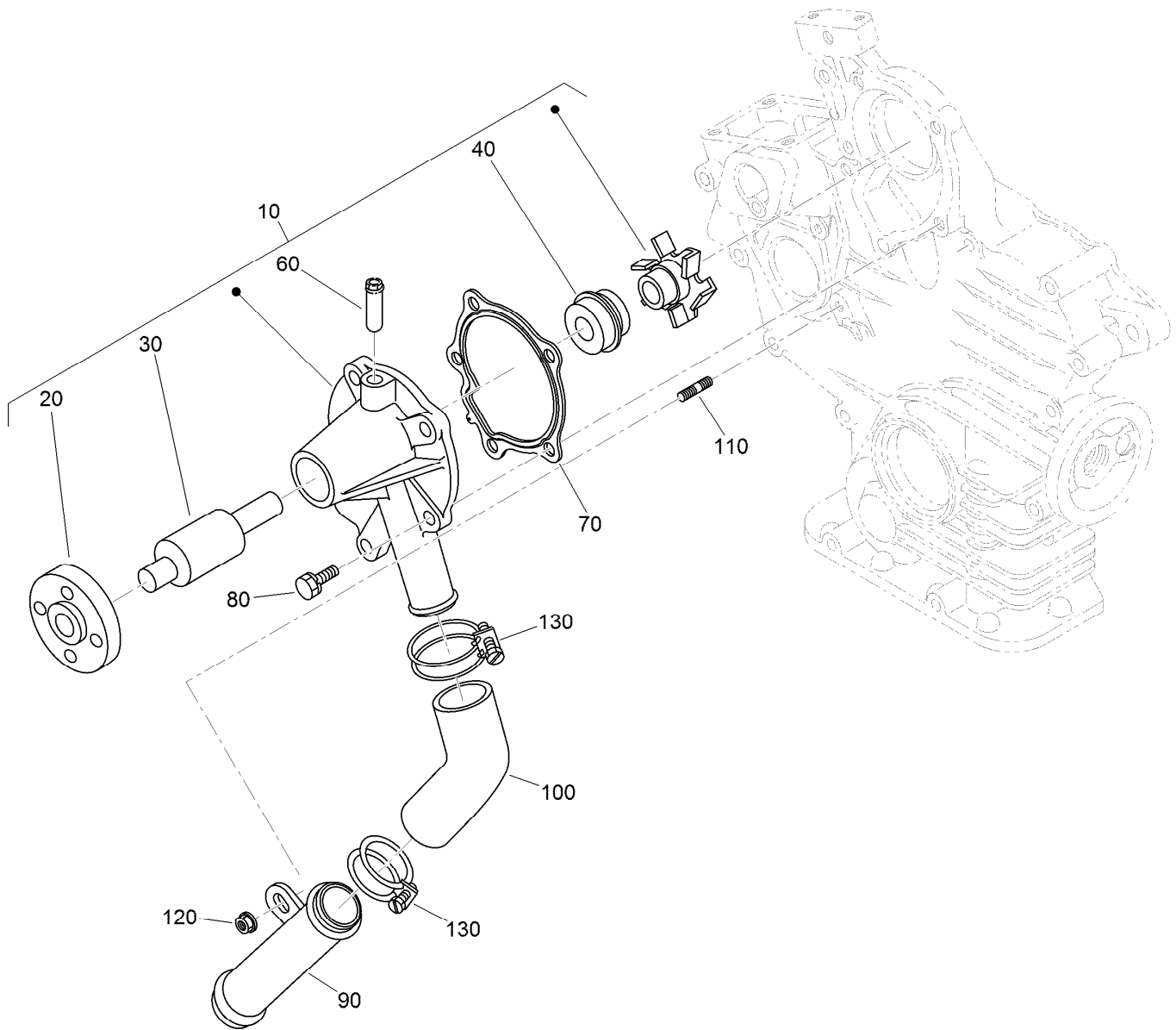
Ref.	Part Number	Qty.	Description
10	110-3800	1	Starter ASM
20	110-3801	1	Armature
30	110-3802	1	Shaft ASM
40	120-3142	1	Gear-Internal
50	110-3804	3	Gear-Planetary
60	110-3805	1	Clutch-Running, Over
70	110-3806	1	Stopper
80	120-3143	1	Gasket
90	110-3808	1	Ball
100	130-1295	1	Yoke

Ref.	Part Number	Qty.	Description
110	110-3810	1	Brush Holder ASM
120	110-3811	1	Rear Bracket ASM
130	110-3812	1	Bushing
140	110-3813	1	Front Bracket ASM
150	110-3814	1	Bushing
160	110-3815	2	Bolt
170	110-3816	1	Fork Lever ASM
180	110-3817	1	Magnetic Switch ASM
190	110-3818	1	Screws (Set Of 4)



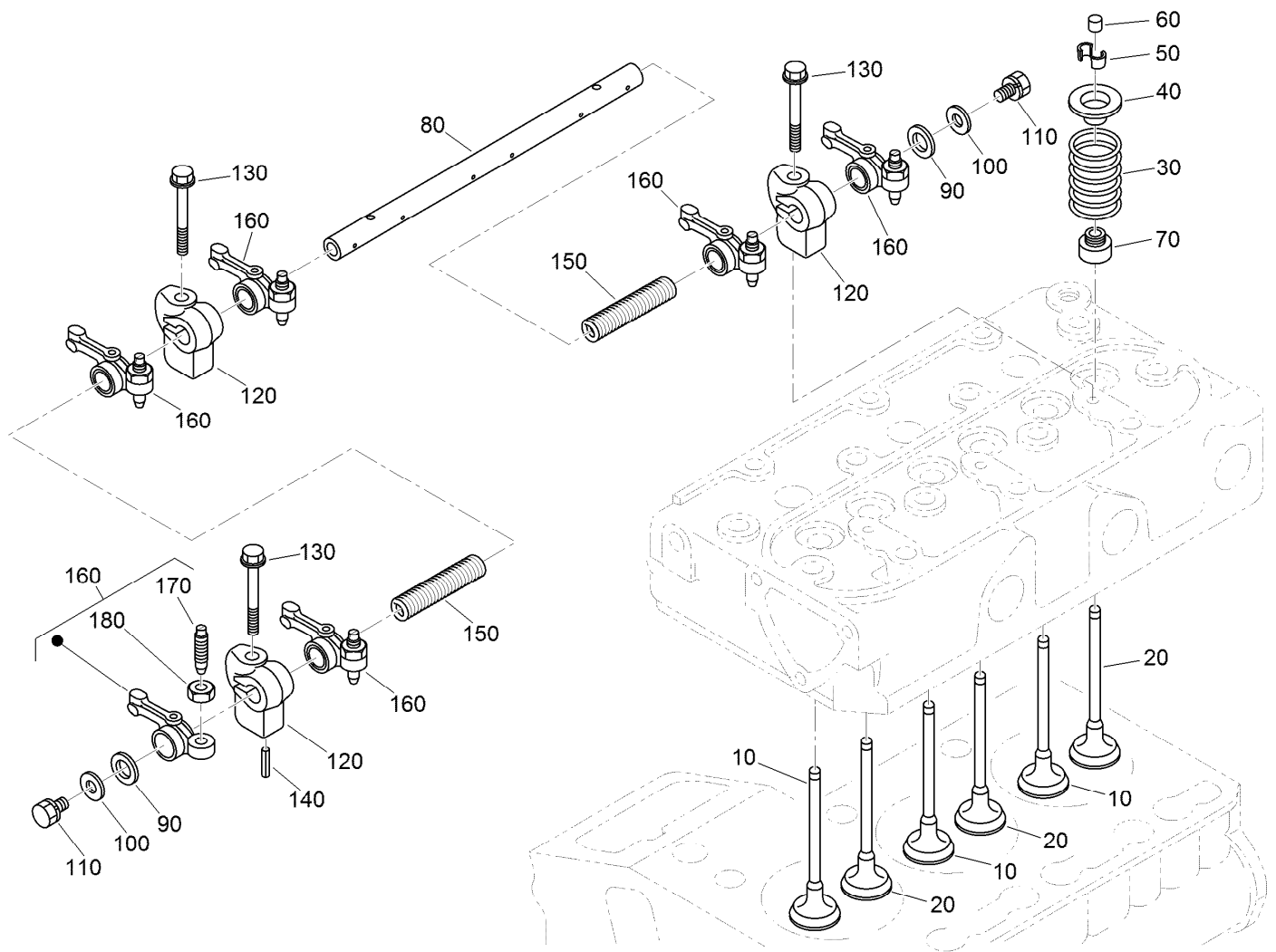
Water Flange and Thermostat Assembly

<i>Ref.</i>	<i>Part Number</i>	<i>Qty.</i>	<i>Description</i>
10	110-3819	1	Water Flange ASM
20	98-9580	1	Pipe-Return, Water
30	98-9444	1	Plug
40	110-3820	1	Gasket-Flange, Water
50	110-3821	1	Plug
60	98-7692	2	Bolt
70	125-9063	1	Bolt-Sems
80	110-3822	1	Pipe-Return, Water
90	125-9078	2	Clamp-Hose
100	98-7778	1	Thermostat ASM
110	120-7575	1	Cover-Thermostat
115	125-9079	1	Plug
120	105-3748	1	Gasket-Thermostat
130	98-7777	2	Bolt



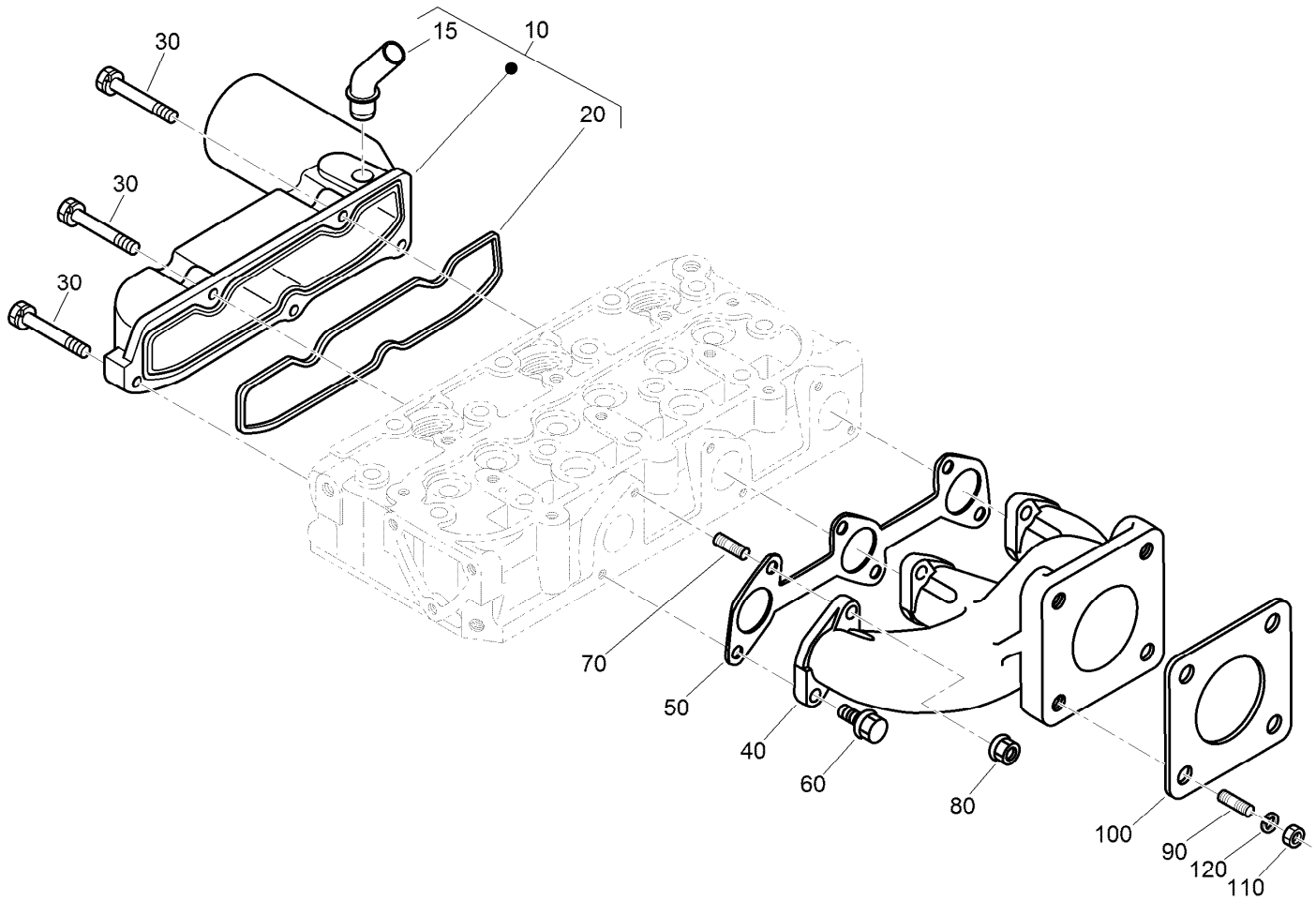
Water Pump and Water Pipe Assembly

<i>Ref.</i>	<i>Part Number</i>	<i>Qty.</i>	<i>Description</i>
10	110-3824	1	Water Pump ASM
20	125-9081	1	Flange-Pump, Water
30	100-1934	1	Bearing-Ball
40	99-3518	1	Water Pump Seal ASM
60	100-1932	1	Pipe-Return, Water
70	117-0330	1	Gasket-Pump, Water
80	100-1750	4	Bolt
90	100-1918	1	Pipe-Water
100	110-3827	1	Pipe-Water
110	100-1924	1	Stud
120	100-2203	1	Nut-Flange
130	110-3828	2	Band-Pipe



Valve and Rocker Arm Assembly

<i>Ref.</i>	<i>Part Number</i>	<i>Qty.</i>	<i>Description</i>	<i>Ref.</i>	<i>Part Number</i>	<i>Qty.</i>	<i>Description</i>
10	112-2514	3	Valve-Inlet	100	110-3832	2	Washer-Plain
20	112-2515	3	Valve-Exhaust	110	100-1762	2	Bolt
30	100-1823	6	Spring-Valve	120	110-3833	3	Bracket-Arm, Rocker
40	100-1825	6	Retainer-Spring, Valve	130	110-3834	3	Bolt-Flange
50	120-3136	6	Collet-Spring, Valve	140	98-7602	1	Pin-Spring
60	100-2155	6	Cap-Valve	150	112-8342	2	Spring
70	100-1797	6	Seal-Stem, Valve	160	100-1884	6	Rocker Arm ASM
80	112-8341	1	Shaft-Arm, Rocker	170	100-1885	6	Screw-Adjusting
90	100-2044	2	Washer	180	100-1827	6	Nut



Inlet and Exhaust Manifold Assembly

<i>Ref.</i>	<i>Part Number</i>	<i>Qty.</i>	<i>Description</i>
10	120-3141	1	Intake Manifold ASM
15	121-2417	1	Pipe-Breather
20	110-3838	1	Gasket-Manifold, Intake
30	98-9352	5	Bolt
40	110-3839	1	Manifold-Exhaust
50	110-3840	1	Gasket-Manifold, Exhaust
60	130-1154	3	Screw-Hex HD
70	130-1156	3	Bolt-Stud
80	100-1778	3	Nut
90	98-7769	4	Stud
100	99-8343	1	Gasket-Muffler
110	98-7534	4	Nut
120	105-2893	4	Washer-Spring

Attachments and Accessories

For 04540 Greensmaster 3420 TriFlex Traction Unit

Product Name	Model/Part
Turf Evaluator	04399
CE Guard Kit, Greensmaster 3420 TriFlex Traction Unit.....	04443
Light Kit.....	04554
8-Blade DPA Reel Mower	04651
11-Blade DPA Reel Mower	04653
14-Blade DPA Reel Mower	04655
Three-Wheel Drive Kit	04714
Standard Seat Kit.....	04718
Premium Seat Kit.....	04719
Dethatching Unit	04720
Tri-Roller	04722
Spiker	04723
Hydraulic Oil Leak Detector Kit	04730
Premium All Season Hydraulic Fluid (55 Gallon Drum)	108-1177
Premium All Season Hydraulic Fluid (5 Gallon Pail).....	108-1178
Bimini Folding Shade Assembly	115-4510
Bag Kit.....	119-1715
Premium Synthetic Bio-Degradable Hydraulic Fluid (5 Gallon Pail)	119-2157
Premium Synthetic Bio-Degradable Hydraulic Fluid (55 Gallon Drum).....	119-2158
Premium Armrest Kit.....	119-7105
Spark Arrester Kit	120-1951
Premium Engine Oil 10w30 (55 Gal).....	121-6392
Premium Engine Oil 10w30 (5 Gallon Pail)	121-6393
Weight Kit	121-6665
400-hour Filter Maintenance Kit.....	30043
LH Armrest Asm	92-7307
Height-of-Cut Bar.....	94-9010
Tire-TURFMATE	99-4506

Notes:



Count on it.