



BBC OPERATOR'S MANUAL ADDENDUM

Inspection of the Blade Brake and Clutch

BBC Test Procedures

For Recycler[®] Mowers Without A Bag Attachment



IMPORTANT

Please place this insert in your Operator's Manual. It provides two test procedures which should be conducted periodically (at a minimum, at the beginning of each mowing season) to ensure that the Blade Brake and Clutch (BBC) system on your mower continues to perform as designed.

READ AND UNDERSTAND ALL INSTRUCTIONS BEFORE STARTING TEST

A: Normal Control Bar Operation Test

1. With the engine off, wheel mower onto a paved surface in a nonwindy area.
2. Put all four wheels in the highest height-of-cut position (Fig. 1).

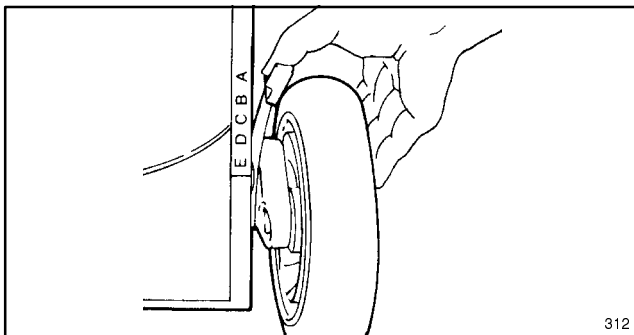


Figure 1

3. Put ground speed selector in "N" position (neutral).
4. Take a half sheet of newspaper and crumple it into a ball small enough to go under deck (approx. three inches in diameter) (Fig. 2).
5. Place ball of newspaper five inches in front of mower (Fig. 2).




Figure 2

6. Start the engine.
7. Push control bar down to lowest position (Fig. 3).

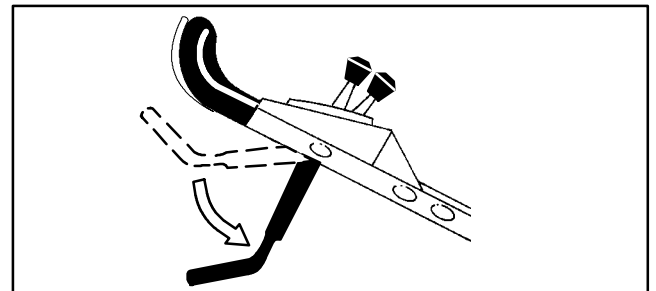


Figure 3

8. Lift control bar to the normal "blade engaged" position (about one inch below the handle) (Position A, Fig. 4). The "fan" noise indicates that the mower blade is turning.

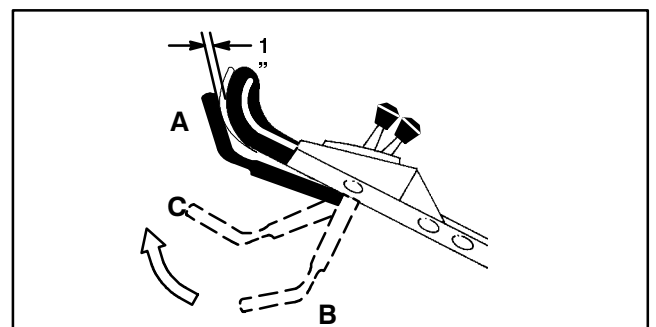


Figure 4

9. Release the control bar (Position C, Fig. 4). A "bang" should be heard. The blade should stop running in three seconds.
10. Immediately push the mower over the newspaper ball.
11. Turn off the engine.
12. Walk around the mower to check for the newspaper ball. If the ball did not go under the deck, repeat steps 5-11.

13. Pull mower away from the newspaper. If the newspaper ball unravels or is shredded, it indicates that the blade has not stopped as it should, resulting in an unsafe operating condition. Contact an Authorized Toro Service Dealer for an inspection at your earliest convenience. However, to detect BBC system deterioration **before** it affects normal operation, we also ask you to perform Special Control Bar Test B which follows.

B: Special Control Bar Test

1. With the engine off, wheel mower onto a paved surface in a nonwindy area.
2. Put all four wheels in highest height-of-cut position (Fig. 5).

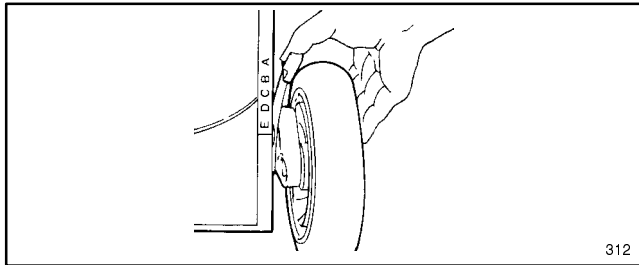


Figure 5

3. Put ground speed selector in "N" position (neutral).
4. Take a half sheet of newspaper and crumple it into a ball small enough to go under the deck (approx. three inches in diameter) (Fig. 6).
5. Place ball of newspaper five inches in front of mower (Fig. 6).




Figure 6

6. Start the engine.
7. Push control bar down to lowest position (Fig. 7, position B).

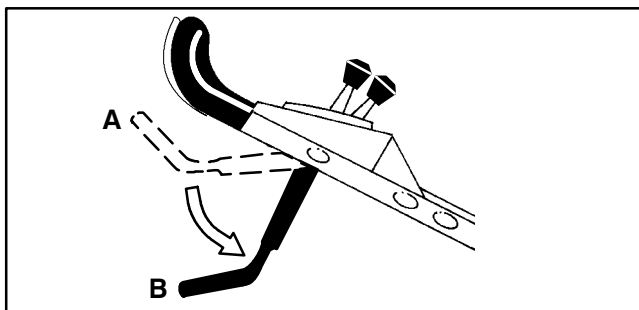


Figure 7

8. Bring the control bar up into the mid position (about 5 inches below the handle cross bar) (Fig. 8, position C).

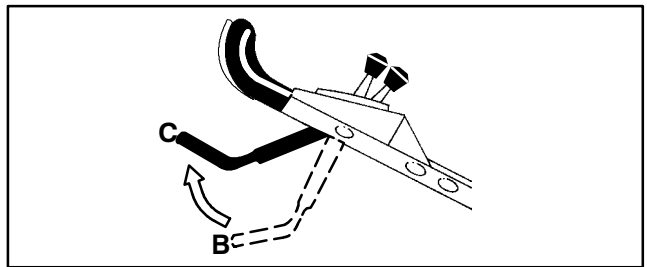


Figure 8

NOTE: This intermediate position (C) is not the "natural" operating position of the control bar. However, it has proven to be useful in early detection of BBC sticking which could create an unsafe condition later in the life of the mower.

9. Release control bar.

NOTE: If a loud bang is heard, the control bar has been raised too high. Repeat steps 7, 8 and 9, but do not raise the control bar as high as in step 8.

10. Immediately push the mower over the newspaper ball.

11. Turn off the engine.

12. Walk around the mower to check for the newspaper ball. If the ball did not go under the deck, repeat steps 5–11.

13. Pull mower away from newspaper.

If the newspaper ball unravels or is shredded, it indicates the system could be experiencing wear/deterioration which could result in an unsafe operating condition. Use care in operating the mower and BBC system and contact an Authorized Toro Service Dealer for an inspection of your mower at your earliest convenience. Your dealer will ensure that appropriate corrective measures are performed and your mower is restored to proper operating condition.



DANGER

- If Blade Brake Clutch system is inoperative, blade will continue to rotate when control bar is released. Contact with blade could occur.
- Blade contact can cause serious personal injury or death.
- Never use a BBC equipped power mower with an inoperative safety system.
- Return your lawn mower to your dealer for repair if a safety system fails to operate properly.

SPECIAL NOTE: Whenever performing operations such as cleaning the mower, first stop the engine and disconnect the spark plug wire. As with any lawnmower, regardless of the safety features and blade stopping devices used, operators should keep all body parts away from the cutting blade area whenever the mower's engine is running, and keep bystanders away as well.

Should you require further information or assistance, feel free to contact us at:

The Toro Company
 Attn: Consumer Service Department
 8111 Lyndale Avenue South
 Bloomington, MN 55420-1196
 1-800-348-2424