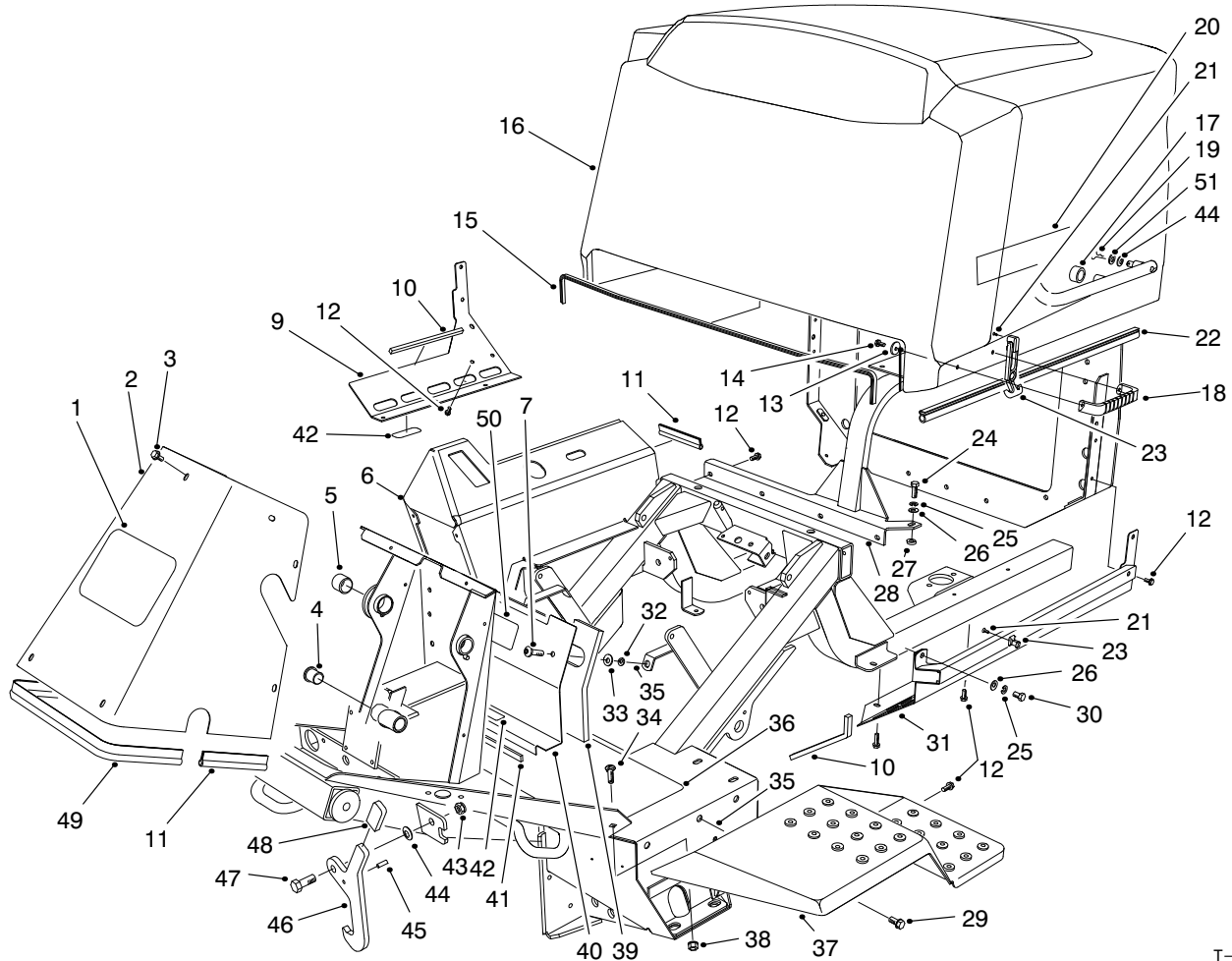




MODEL NO. 30450-80001 & UP
MODEL NO. 30455-80001 & UP

**PARTS
CATALOG**

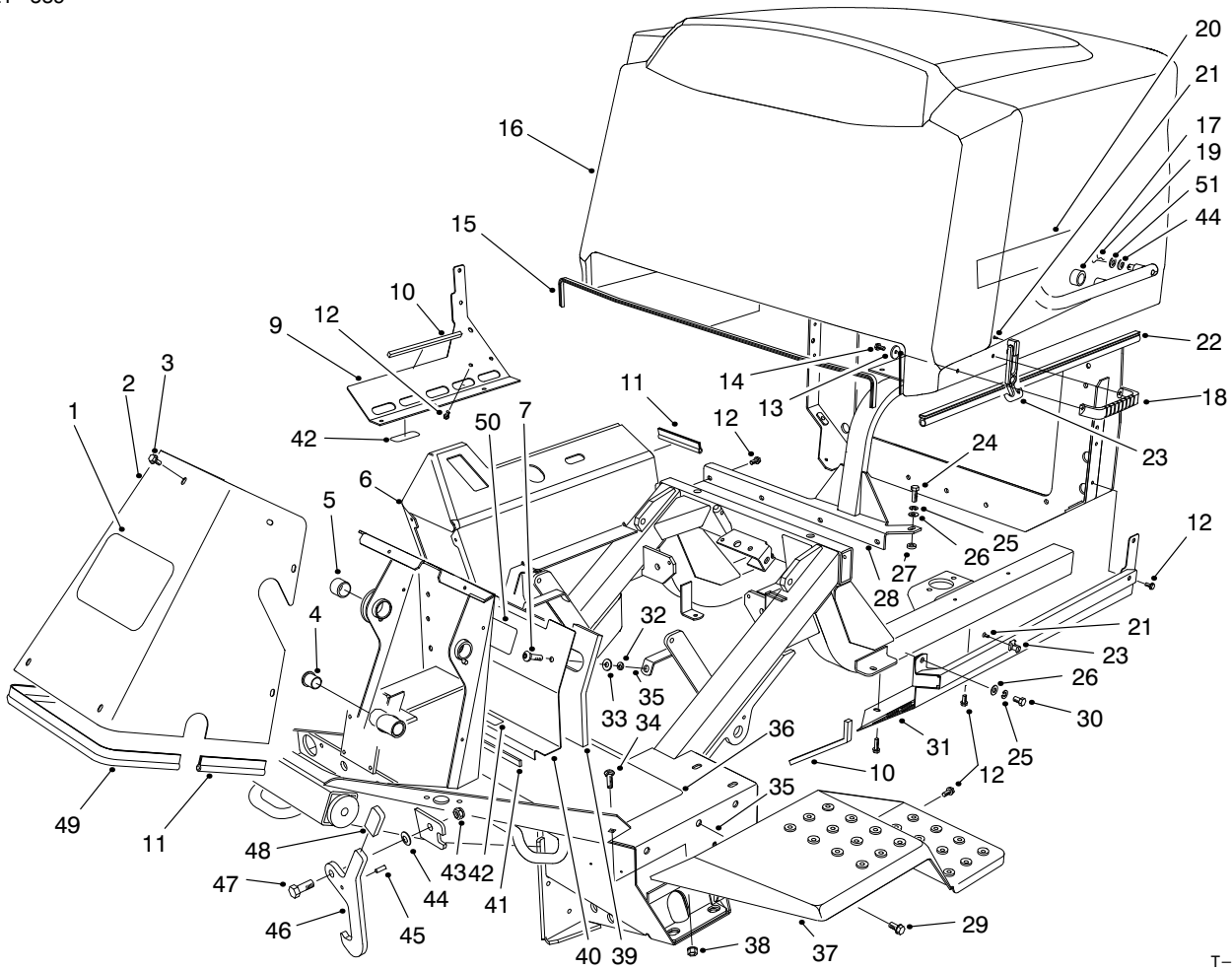
**GROUNDMASTER® 455D
TRACTION UNIT WITH CUTTING DECK**



T-2667-1

FRAME & BODY ASSEMBLY

Ref. No.	Part No.	Description	No. Used	Ref. No.	Part No.	Description	No. Used
1	62-7400	Decal - TORO	1	17	94-5613	Stop - Rubber	2
2	76-9700	Cover - Tower	1	18	65-5100	Handle - Hood	1
3	46-6810	Screw - Hex. Washer Hd.	9	19	3290-467	Pin - Cotter, Hair	2
4	256-10	Bushing - Flange	2	20	84-1460	Decal - GM 455D	2
5	256-237	Bushing - Sleeve	1	21	3290-359	Screw - Round Hd.	3
6	84-1080	Frame Assembly (Incl. Ref # 4, 5 & 35)	1	22	94-5617	Seal - Strip, Hood	2
7	3250-36	Screw - Phillips Pan Hd.	2	23	94-5626	Latch - Draw	1
9	94-5601	Support - Tank, Lower	1	24	323-6	Screw - Cap Hex. Hd.	1
10	68-7573	Seal - Shroud	2	25	3253-21	Washer - Lock	2
11	76-6360	Strip - Seal	2	26	3256-24	Washer - Flat	2
12	32144-11	Screw - Hex. Washer Hd.	17	27	80-7730	Spacer	1
13	3256-78	Washer - Flat	2	28	93-7236	Air Cleaner Support Asm	1
14	46-8091	Screw - Hex. Washer Hd.	2	29	74-4090	Tread - Foot Rest	1
15	94-5618	Trim - Fire Wall	1	30	323-4	Screw - Cap Hex. Hd.	1
16	93-7798	Hood (Incl. Ref. #15, 20 & 22)	1	31	94-5609	Cover Asm - Hood, Lower	1
				32	32151-72	Ring - Retaining	2
				33	3256-3	Washer - Flat	2



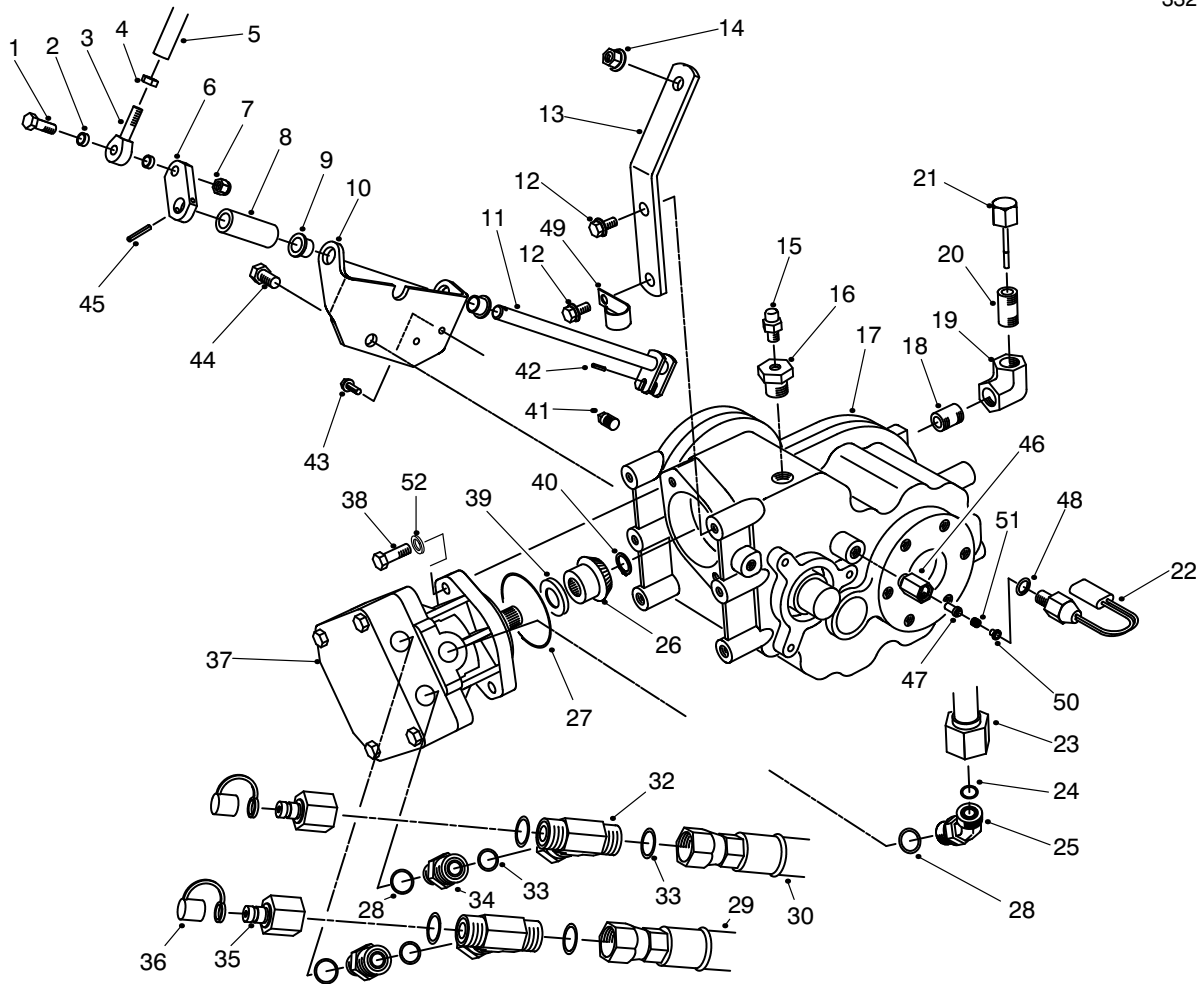
T-2667-1

FRAME & BODY ASSEMBLY (Continued)

Ref. No.	Part No.	Description	No. Used
34	3231-22	Bolt - Carriage	2
35	32148-10	Insert - Threaded	10
36	3234-12	Screw - Hex. Washer Hd.	7
37	76-9300	Fender L.H.	1
*	76-9340	Fender R.H.	1
38	3290-357	Nut - Flange	2
39	88-1310	Foam - Cover	1
40	88-1300	Cover - Seat Front	1
41	76-6380	Strip - Seal Access Panel	1
42	70-2560	Decal - Oil	1
		(Model No. 30450)	1
		(Model No. 30455)	2

Ref. No.	Part No.	Description	No. Used
43	3296-25	Nut - Lock	2
44	3290-483	Washer - Belleville	4
45	32121-11	Pin - Roll	2
46	84-1490	Latch - Lockup	2
47	325-5	Screw - Cap Hex. Hd.	2
48	48-7081	Sleeve	2
49	76-6361	Strip - Seal	1
50	93-9426	Decal - Danger	1
51	83-1470	Washer - Neoprene	2

*Not Illustrated

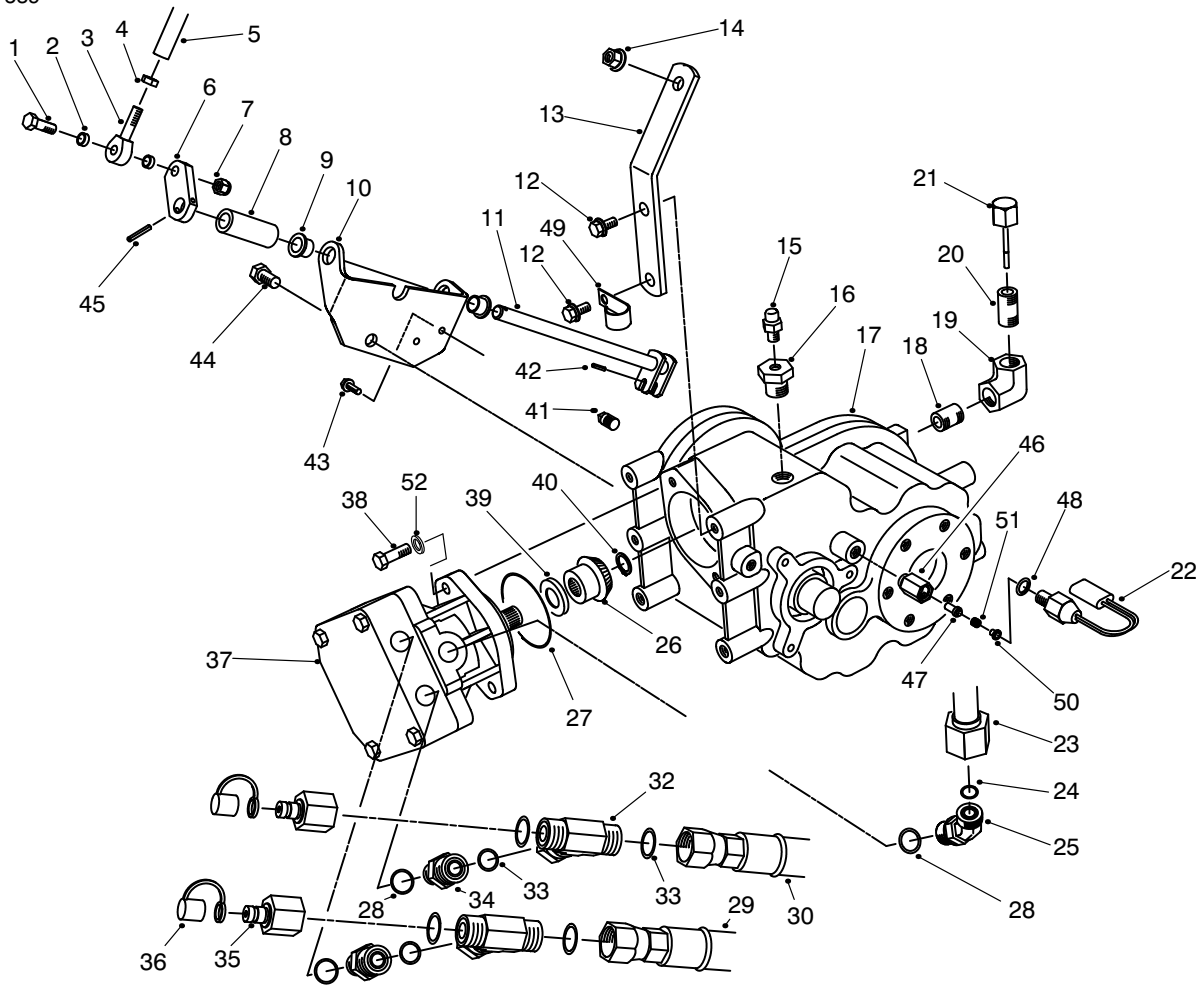


T-1506-1

FRONT TRANSAXLE INSTALLATION ASSEMBLY

Ref. No.	Part No.	Description	No. Used	Ref. No.	Part No.	Description	No. Used
1	323-9	Screw - Cap Hex. Hd.	1	26		Pinion - Spiral	1
2	76-9100	Spacer	2	27	237-167	O-Ring	1
3	2411-36	Rod - End	1	28	237-79	O-Ring	3
4	3220-3	Nut - Jam	1	29	92-5830	Assy. - Hose, Traction L.H.	1
5	84-0690	Rod - Shift	1	30	92-5841	Hose, Traction R.H. (2WD)	1
6	77-4260	Link - Shift	1	*	92-7765	Assy. - Tube (4WD)	1
7	3296-59	Nut - Lock	1	32	340-167	Fitting - Hydraulic (Incl. Ref. #33)	2
8	86-5420	Spacer - Rod, Shift	1	33	237-65	O-Ring	6
9	3-1506	Bushing - Flange	2	34	340-155	Fitting - Hydraulic (Incl. Ref. #28 & 33)	2
10	84-1610	Support - Rod, Shift	1	35	86-5860	Nipple	2
11	84-0700	Rod - Shift	1	36	353-947	Cap - Fitting	2
12	3234-12	Screw - Hex. Flange Hd.	2	37	92-2556	Motor - Fixed Displacement	1
13	84-1600	Bracket - Support, Trans.	1	38	323-7	Screw - Cap Hex. Hd.	2
14	3290-357	Nut - Flange Head	1	39	82-5380	Shim - Pinion .045	1
15	302-14	Plug - Vent	1	*	82-5390	Shim - Pinion .038	1
16	2812-11	Bushing - Reducer	1	*	82-5400	Shim - Pinion .052	1
17	88-1260	Transaxle - 2 Speed (Incl. Ref. No.26 & 41)	1	40	32151-62	Ring - Retaining	1
18	289-50	Nipple - Pipe	1	41	76-6040	Plug - Pipe (Supplied with transaxle)	1
19	2813-14	Elbow - Pipe 90°	1	42	32121-24	Pin - Roll	1
20	289-44	Nipple - Pipe	1	43	3234-4	Screw - Cap Hex. Hd.	2
21	27-3710	Dipstick	1	44	325-2	Screw - Cap Hex. Hd.	1
22	72-4320	Switch - Ball	1	45	32121-6	Pin - Roll	1
23	86-5750	Assy. - Tube, Drain	1	46	92-1364	Guide - Switch, Pin	1
24	237-30	O-Ring	1	47	92-1365	Plunger - Switch	1
25	340-101	Fitting - Hydraulic (Incl. Ref. #24 & 28)	1				

*Not Illustrated



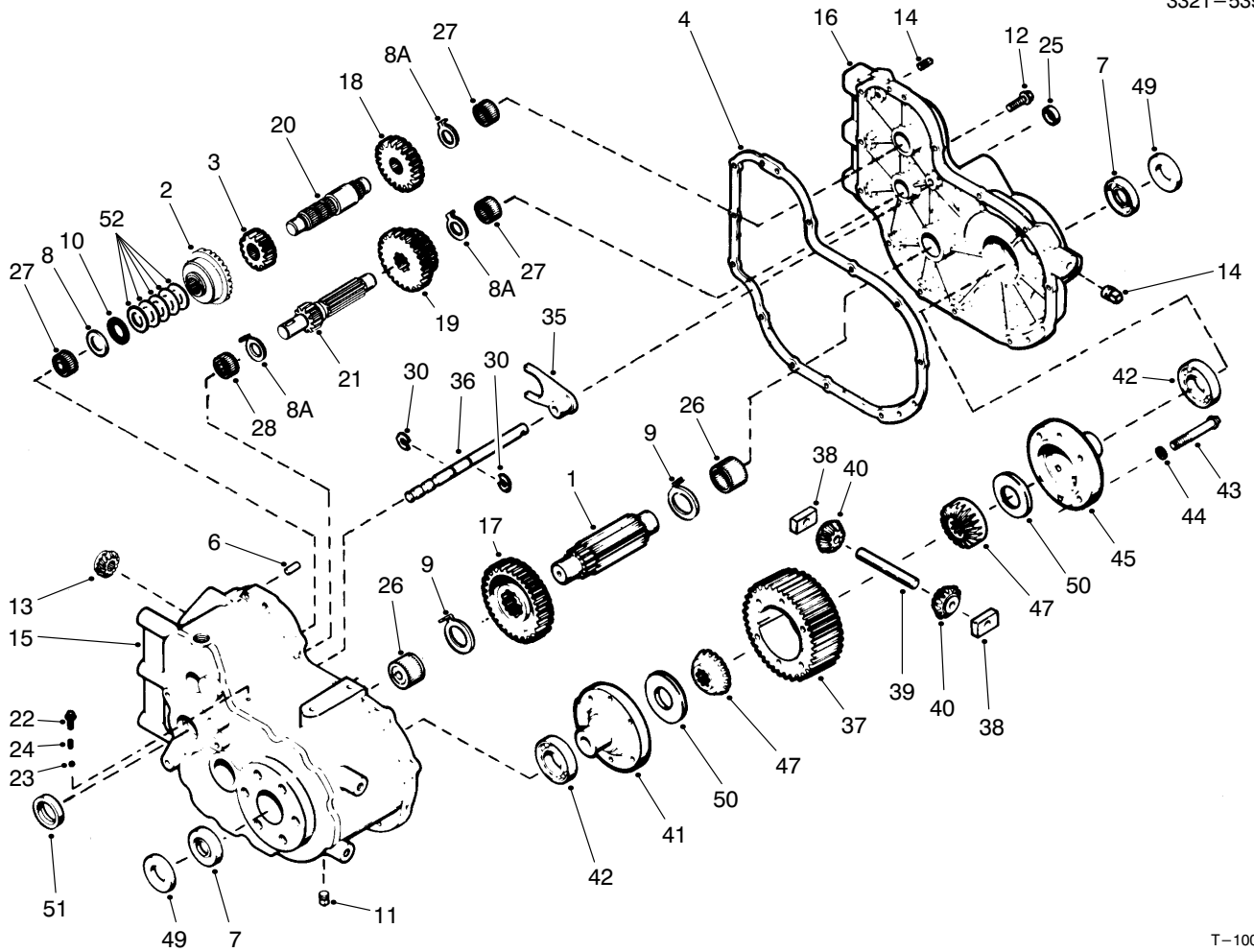
T-1506-1

FRONT TRANSAXLE INSTALLATION ASSEMBLY

Ref. No.	Part No.	Description	No. Used
48	237-42	O-Ring	1
49	2412-150	Clip - J	1
50	43-8610	Guide - Spring & Ball	1

Ref. No.	Part No.	Description	No. Used
51	92-1366	Spring - Compression	1
52	3256-24	Washer - Flat	2

*Not Illustrated



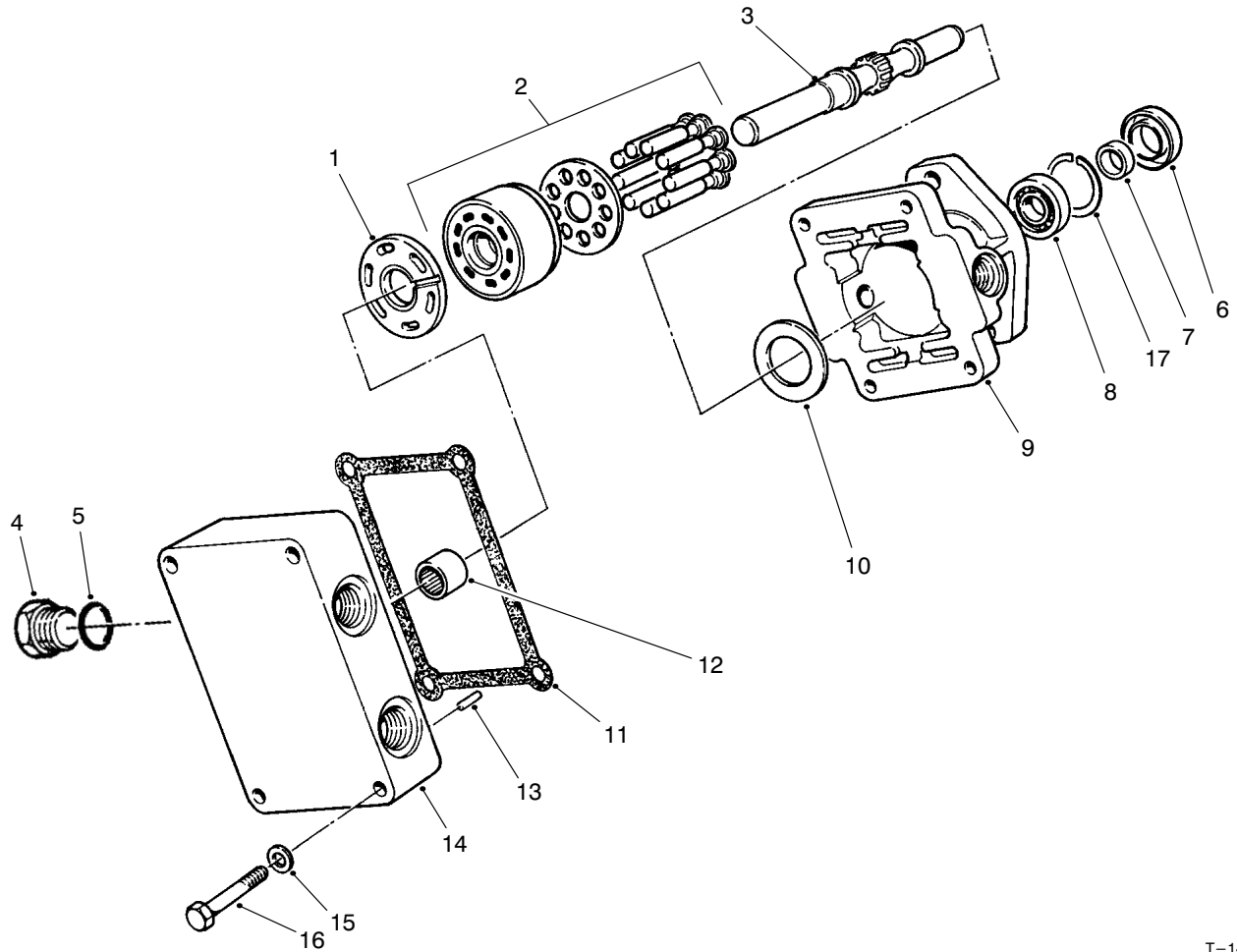
T-1008-1

TRANSAXLE ASSEMBLY NO. 88-1260

Ref. No.	Part No.	Description	No. Used
1	76-5610	Pinion - Output	1
2	76-5630	Gear - Spiral Bevel	1
3	76-5640	Gear - Spur	1
4	76-5660	Gasket	1
6	76-5660	Pin-Dowel	2
7	76-5670	Seal-Oil	2
8	76-5680	Washer - Thrust	1
8A	76-5650	Washer - Thrust	3
9	76-5690	Washer - Thrust	2
10	76-5700	Bearing-Thrust	1
11	76-5710	Plug-Magnetic - Drain	1
12	76-5720	Screw - Hex Hd.	13
13	76-5780	Pinion - Spiral Bevel	1
14	76-6040	Plug - Pipe	2
15	92-0639	Case Assembly (Incl. Ref. #26-28)	1
16	76-5760	Cover Assembly (Incl. Ref. #26-27)	1
17	92-0642	Gear - Output	1
18	76-5780	Gear - Spur	1
19	92-0644	Gear - Cluster	1
20	92-0641	Shaft - Counter	1
21	92-0645	Shaft & Gear - Shifter	1
22	76-5820	Screw - Hex Flanged Hd.	1
23	76-5830	Ball - Steel	1
24	76-5840	Spring - Shifter Fork	1
25	76-5850	Seal - Oil	1

Ref. No.	Part No.	Description	No. Used
26	76-5860	Bearing - Needle	2
27	76-5870	Bearing - Needle	3
28	92-0640	Bearing - Needle	1
30	76-5890	Ring - Retaining	2
35	76-5900	Fork - Shift	1
36	92-0647	Rod - Shift (High-Low)	1
37	92-0643	Gear - Ring	1
38	76-5930	Block - Drive	2
39	76-5940	Pin - Drive	1
40	76-5950	Pinion - Bevel	2
41	76-5960	Carrier (Incl. Ref. #50)	1
42	92-0646	Bearing - Ball	2
43	76-5980	Screw - Hex Flanged Hd.	6
44	3253-21	Washer - Lock	6
45	76-5990	Carrier - Differential	1
47	76-6000	Gear - Bevel	2
49	76-6010	Spacer	2
50	76-6020	Washer - Thrust	2
51	76-6030	Seal - Oil	1
52	76-5680	Shim - Orange .126/.123	A/R
*	76-5740	Shim - Lt. Grn. .123/.120	A/R
*	84-0090	Shim - Lt. Blue .120/.117	A/R
*	84-0130	Shim - Pink .129/.126	A/R
*	84-0140	Shim - Black .132/.129	A/R
*	84-0080	Spiral Gear Set (Matched) (Incl. Ref. #2 & 13)	1

*Not Illustrated

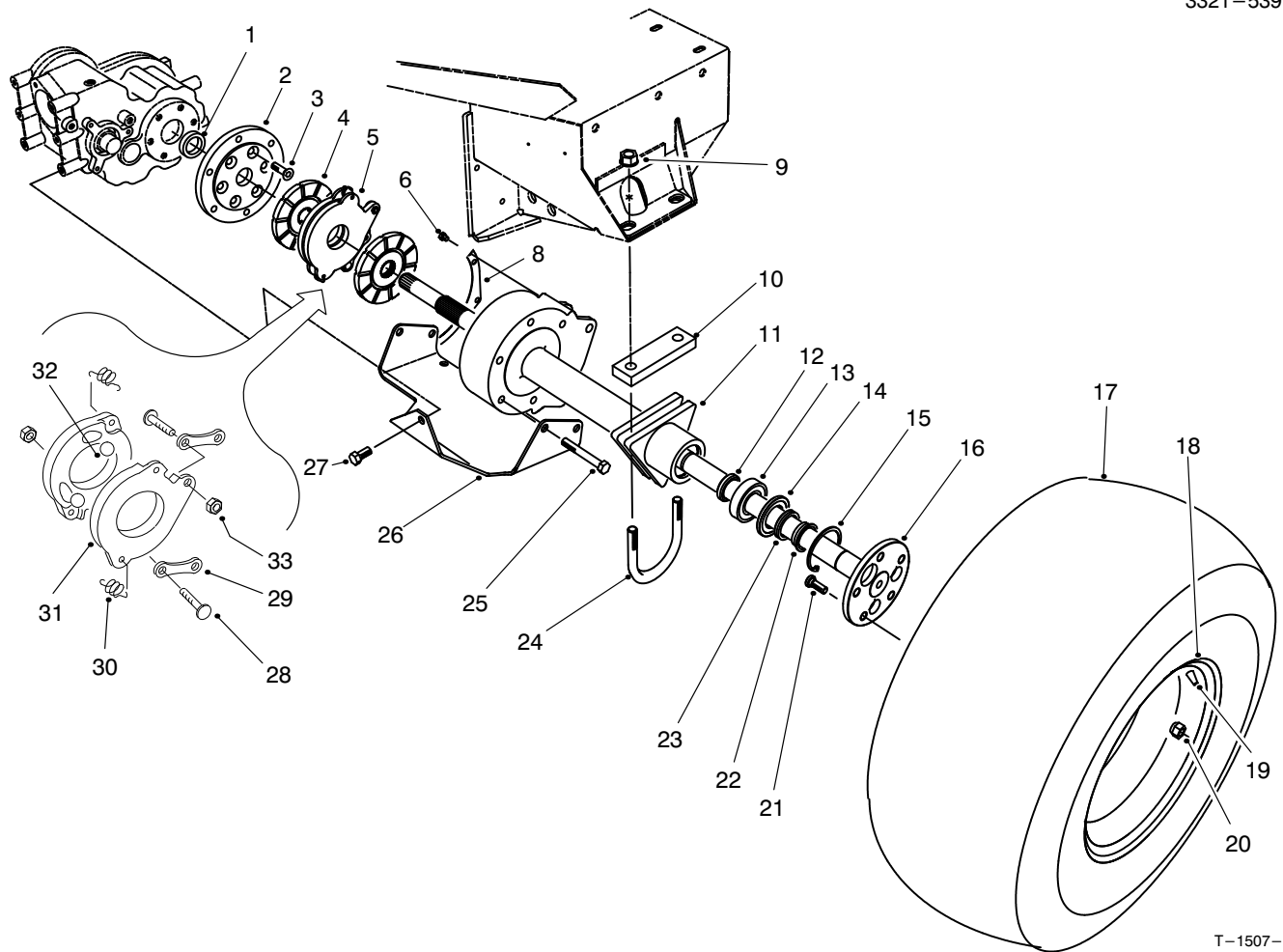


T-1493-1

HYDRAULIC MOTOR NO. 92-2556

Ref. No.	Part No.	Description	No. Used
1	28-3380	Plate - Valve	1
2	48-1800	Cylinder Block Kit	1
3	92-0636	Shaft Assembly (Incl. Ref. #7 & 8)	1
4	92-2571	Plug	2
5	237-65	Seal - O-Ring	2
6	74-9480	Seal - Lip	1
7		Sleeve	1
8		Bearing - Roller	1
9	82-4990	Housing - Fixed	1

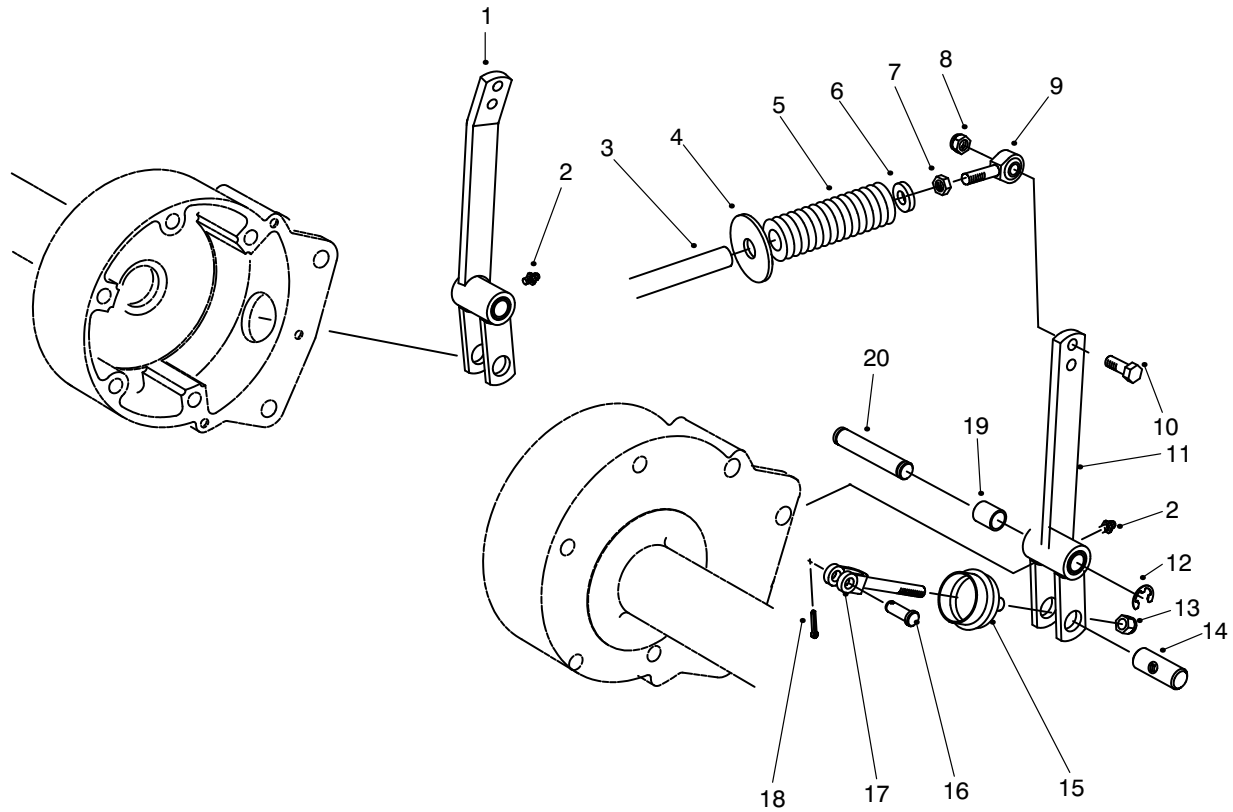
Ref. No.	Part No.	Description	No. Used
10	25-2380	Plate - Thrust	1
11	67-9100	Gasket	1
12	77-3640	Bearing	1
13	25-2430	Pin - Straight	1
14	92-2572	End Cap Assembly (Incl. Ref. #12)	1
15	74-9510	Washer - Flat	1
16	74-9500	Screw - Cap Hex. Hd.	4
17	82-4970	Ring - Retaining	1



T-1507-1

FRONT AXLE ASSEMBLY

Ref. No.	Part No.	Description	No. Used	Ref. No.	Part No.	Description	No. Used
1	76-6010	Spacer - Transaxle (Supplied with transaxle)	2	17	86-5900	Tire	2
2	76-4240	Plate - Adapter	2	18	217-124	Rim	2
3	3274-87	Screw - Flat Hd. Socket	12	19	232-27	Stem - Valve	2
4	74-3640	Disc - Brake	4	20	23-7270	Nut - Wheel	10
5	74-3630	Actuator - Brake (Incl. Ref. #28-33)	2	21	242-34	Stud - Axle	10
6	3234-30	Screw - Hex. Hd. Flange	6	22	92-9706	Spacer - Axle Shaft	2
8	76-8300	Cover - Housing, Axle	2	23	92-9712	Seal - V-Ring	2
9	32128-50	Nut - Lock, Flange Hd.	4	24	84-1590	U-Bolt	2
10	84-1620	Plate - Support, Axle	2	25	325-15	Screw - Cap Hex. Hd.	10
11	92-9704	Housing - Axle	2	26	86-5430	Plate - Skid	1
12	92-9708	Collar - Bearing	2	27	325-4	Screw - Cap Hex. Hd.	1
13	92-9710	Bearing - Ball	2	28	92-7774	Stud	4
14	92-9709	Spacer - Bearing	2	29	92-7775	Link	4
15	32151-76	Ring - Retaining	2	30	92-7776	Spring - Extension	4
16	92-9714	Axle Assembly (Incl. Ref. #12-15 & 21-23)	2	31	92-7777	Disc - Actuating	4
				32	92-7773	Ball	6
				33	69-9940	Nut - Jam	4

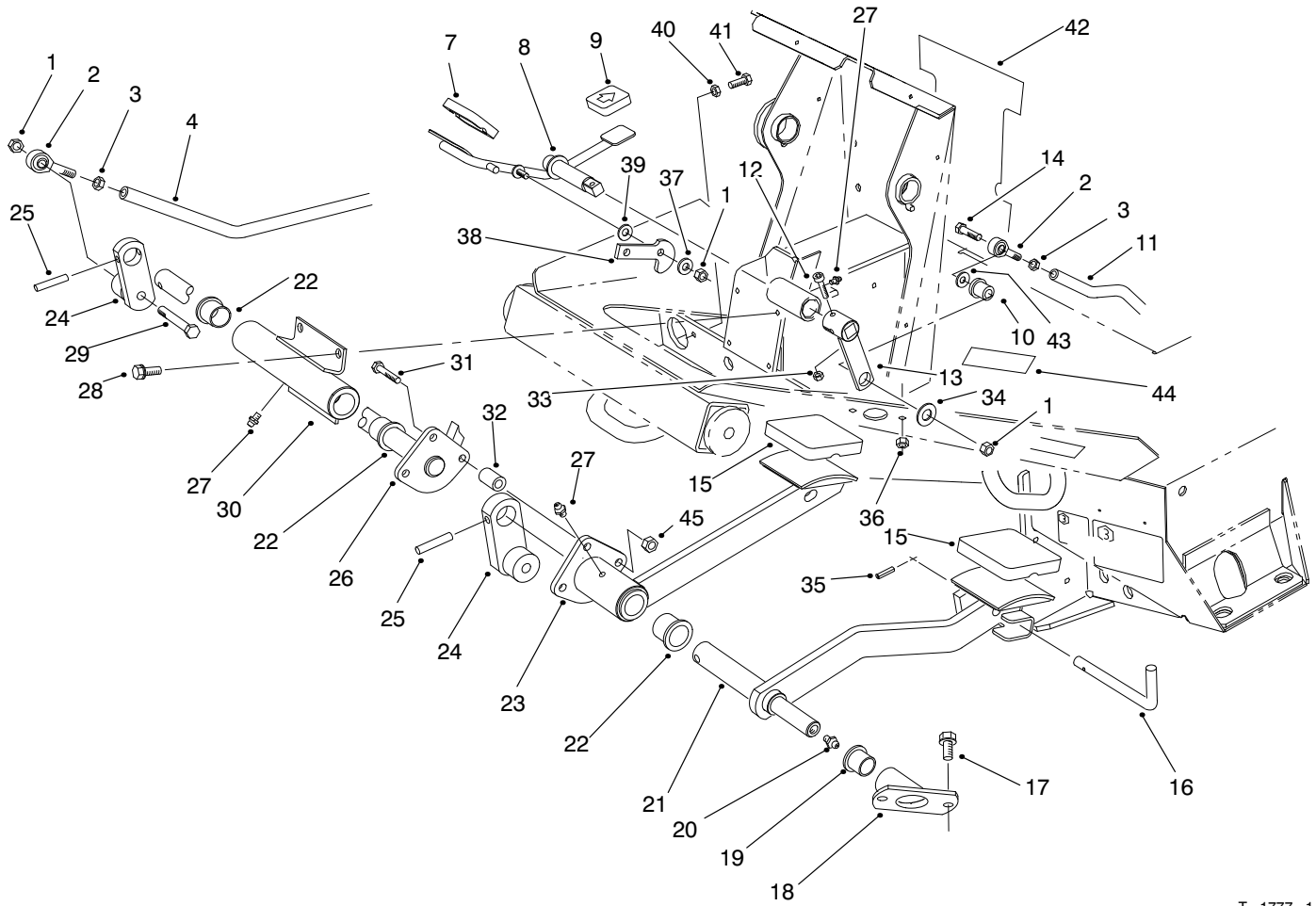


T-1491-1

BRAKE LINKAGE ASSEMBLY

Ref. No.	Part No.	Description	No. Used
1	84-0940	Assy. - Brake Linkage Arm R.H. (Incl. Ref. #2 & 19)	1
2	302-5	Fitting - Grease	2
3	76-9690	Rod - Brake	2
4	86-5840	Plate - Spring	2
5	86-5830	Spring - Compression	2
6	66-6480	Washer	2
7	3220-3	Nut - Jam	2
8	3296-59	Nut - Lock	2
9	2411-36	Rod End	2
10	323-7	Screw - Cap Hex.. Hd.	2

Ref. No.	Part No.	Description	No. Used
11	84-0970	Assy. - Brake Linkage Arm L.H. (Incl. Ref. #2 & 19)	1
12	32120-19	Ring - Retaining, Ext.	4
13	3296-39	Nut - Lock	2
14	76-8270	Pin - Brake	2
15	76-4180	Boot - Brake Rod	2
16	283-2	Pin - Clevis	2
17	76-6610	Clevis - Brake	2
18	3272-6	Pin - Cotter	2
19	5-2512	Bushing - Sleeve	2
20	84-0990	Pin - Pivot	2

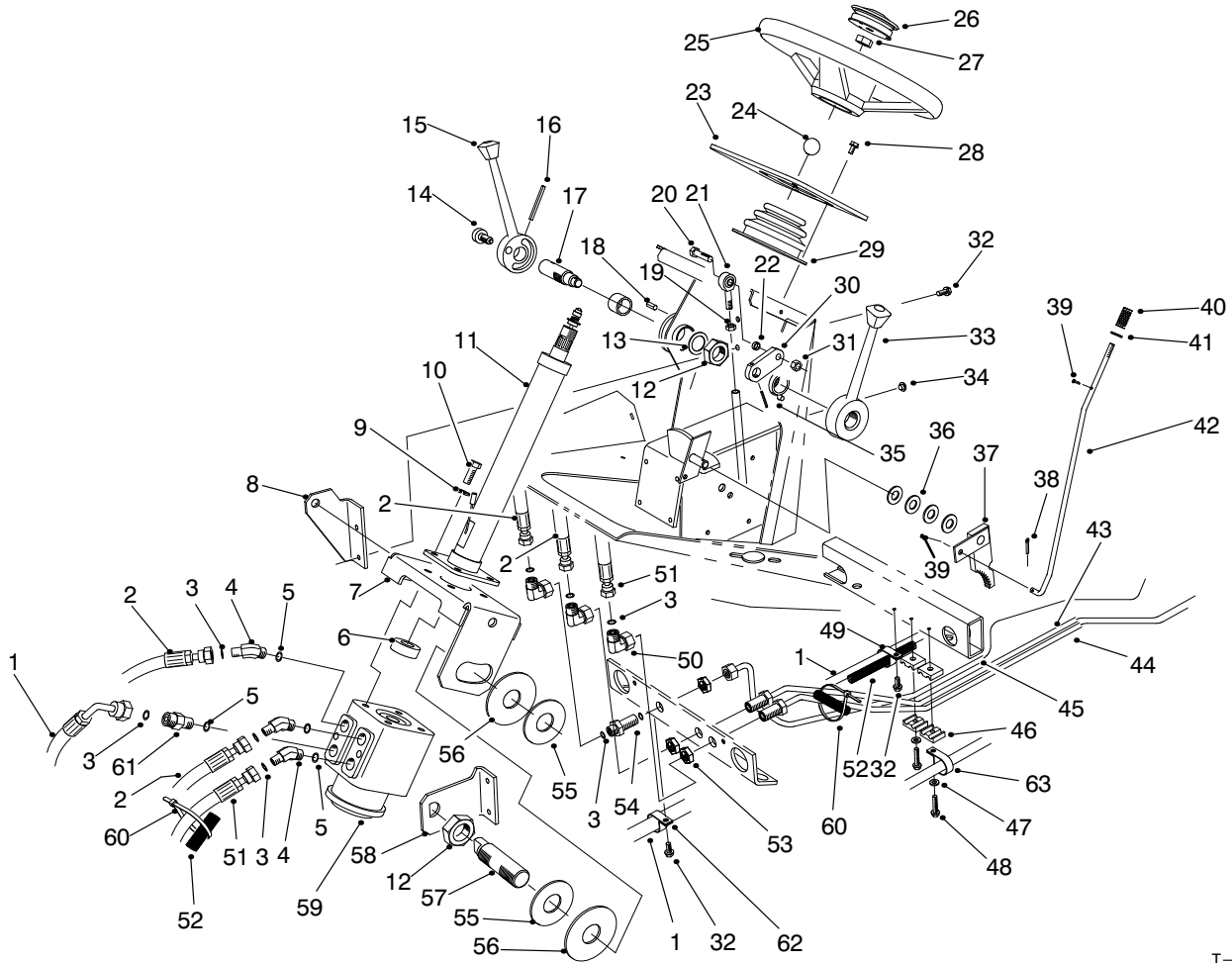


T-1777-1

TRACTION & BRAKE PEDALS ASSEMBLY

Ref. No.	Part No.	Description	No. Used
1	3296-59	Nut - Lock	4
2	2411-36	Eye - Rod	3
3	3220-3	Nut - Jam	3
4	76-9690	Rod - Brake Linkage	2
7	74-9100	Pad - Forward Pedal	1
8	82-5190	Shaft - Traction Pedal	1
9	74-9110	Pad - Reverse Pedal	1
10	63-9751	Mount - Linkage Rod	1
11	88-1160	Rod - Traction Linkage	1
12	3274-19	Screw - Cap Socket Hd.	1
13	92-1367	Arm - Traction Linkage	1
14	323-9	Screw - Cap Hex. Hd.	1
15	82-4960	Pad - Brake	2
16	63-7880	Latch - Brake	1
17	3234-14	Screw - Hex. Flange Hd.	2
18	76-9680	Bearing Housing Assembly (Incl. Ref. #19)	1
19	256-90	Bushing - Flange	1
20	302-2	Fitting - Grease	1
21	92-5804	Pedal - Brake L.H.	1
22	256-10	Bushing - Flange	4
23	92-5805	Brake Pedal Assembly R.H. (Incl. Ref. #22 & 27)	1

Ref. No.	Part No.	Description	No. Used
24	92-2586	Arm - Brake Linkage	2
25	32121-25	Pin - Roll	2
26	92-5806	Shaft - Brake	1
27	302-5	Fitting - Grease	3
28	32144-11	Screw - Hex. Flange Hd.	4
29	323-12	Screw - Cap Hex. Hd.	2
30	76-9030	Bearing Housing Assembly (Incl. Ref. #22 & 27)	1
31	322-21	Screw - Cap Hex. Hd.	3
32	66-1140	Hub	3
33	3296-42	Nut - Lock	1
34	63-8410	Washer	1
35	32121-50	Pin - Roll	1
36	32128-20	Nut - Lock	2
37	3256-24	Washer - Flat	1
38	74-6110	Stop - Pedal	1
39	66-2920	Washer - Nylon	1
40	3218-2	Nut - Jam	2
41	322-4	Screw - Cap Hex. Hd.	2
42	84-1470	Decal - Operation	1
43	3256-3	Washer - Flat	1
44	92-1370	Decal - Warning	1
45	32152-1	Nut - Lock	3

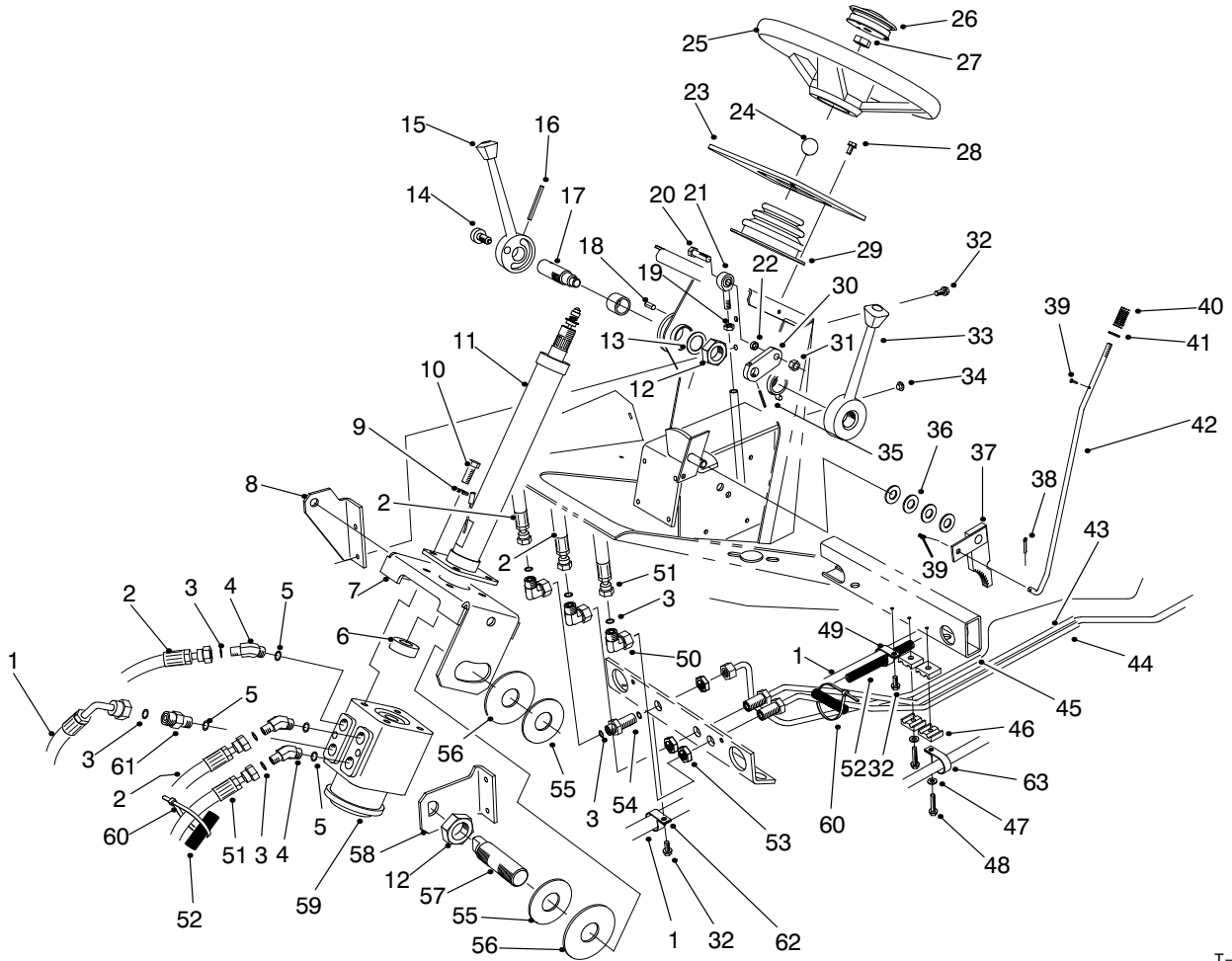


T-1516-1

STEERING TOWER ASSEMBLY

Ref. No.	Part No.	Description	No. Used
1	86-5570	Assembly - Hose	1
2	86-3220	Assembly - Hose	2
3	237-22	O-Ring	9
4	340-138	Fitting - Hydraulic (Incl. Ref. #3 & 5)	3
5	237-79	O-Ring	4
6	21-9260	Cover - Dust	1
7	76-8140	Bracket - Steering	1
8	76-8160	Support - Steering	1
9	3253-21	Washer - Lock	4
10	323-6	Screw - Cap Hex. Hd.	4
11	74-3670	Assy. - Column, Steering	1
12	3296-49	Nut - Lock	2
13	10-8110	Washer - Thrust	1
14	82-4950	Plunger - Spring	1
15	74-5770	Lever - Shift	1
16	32121-10	Pin - Roll	1
17	74-5790	Shaft - Pivot	1
18	32121-123	Pin - Roll	2
19	3220-3	Nut - Jam	1
20	323-8	Screw - Cap Hex. Hd.	1
21	2411-36	Rod End	1
22	76-9100	Spacer	1
23	93-9415	Panel - Tower	1
24	233-17	Knob	1
25	68-8080	Wheel - Steering	1

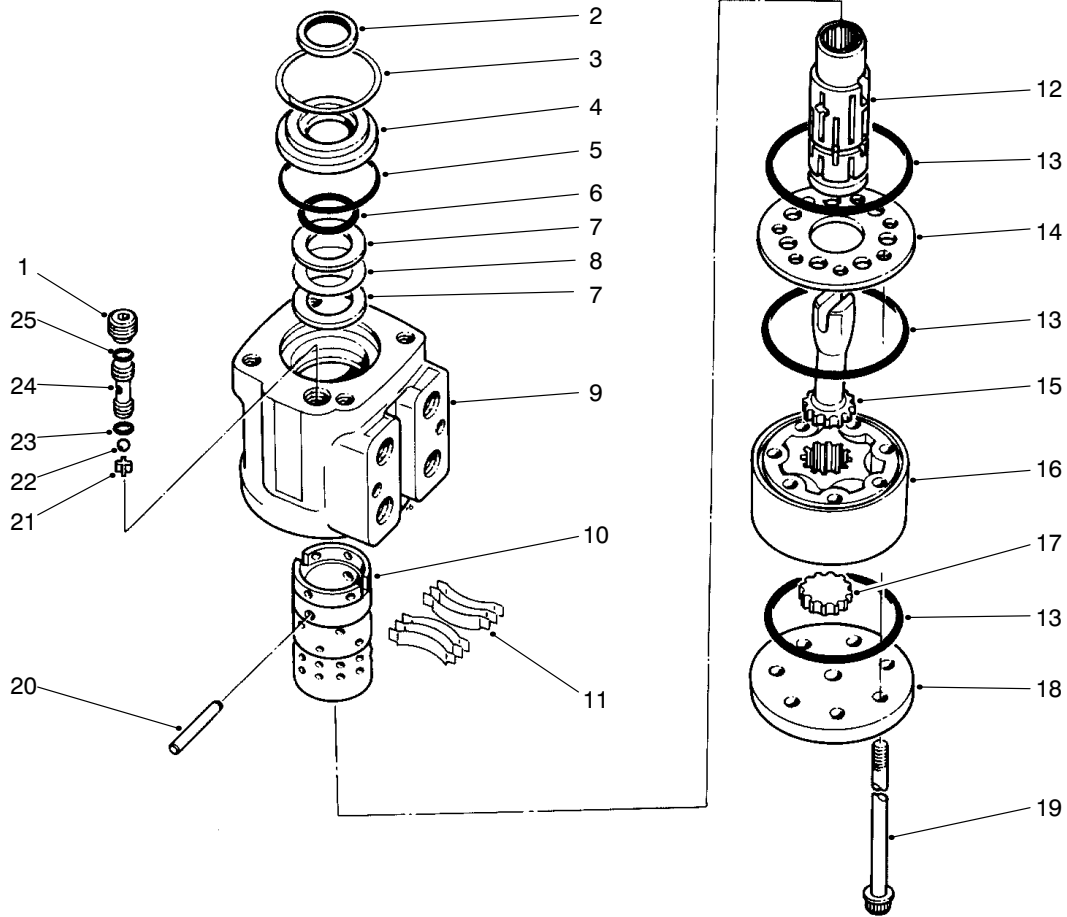
Ref. No.	Part No.	Description	No. Used
26	72-0130	Kit - Horn	1
27	47-6990	Nut	1
28	32144-4	Screw - Hex. Washer Hd.	4
29	76-9450	Boot - Column, Steering	1
30	84-0680	Link - Shift	1
31	3296-59	Nut - Lock	1
32	32144-11	Screw - Hex. Washer Hd.	6
33	69-1560	Lever - Lock	1
34	2410-64	Plug - Dome	2
35	32121-6	Pin - Roll	1
36	3256-26	Washer - Flat	4
37	63-7900	Rack - Brake	1
38	3272-10	Pin - Cotter	1
39	3272-5	Pin - Cotter	1
40	95-1821	Spring	1
41	3256-22	Washer - Flat	1
42	76-9050	Rod - Brake, Parking	1
43	86-5730	Assy. - Tube, R.H. Front	1
44	86-5740	Assy. - Tube, L.H. Front	1
45	94-8299	Assy. - Tube, Steering	1
46	56-7973	Clamp - Tube	4
47	3256-71	Washer - Flat	2
48	32144-57	Screw - Hex. Washer Hd.	2
49	2412-74	Clamp - R	1
50	340-159	Fitting - Hydraulic (Incl. Ref. #3)	3



T-1516-1

STEERING TOWER ASSEMBLY (Continued)

Ref. No.	Part No.	Description	No. Used	Ref. No.	Part No.	Description	No. Used
51	86-3210	Assembly - Hose	1	58	76-8150	Support - Shaft, Steering	1
52	86-5470	Harness - Wire	1	59	92-9729	Valve - Control, Steering	1
53	340-70	Nut - Bulkhead	3	60	3290-378	Tie - Cable	2
54	340-71	Union - Bulkhead (Incl. Ref. #3)	1	61	59-6430	Valve - Check (Incl. Ref. #3 & 5)	1
55	20-9500	Washer	2	62	2412-104	Clamp - R	1
56	31-0390	Washer - Friction	2	63	2412-74	Clamp - R (Model 30450 Only)	1
57	76-8340	Shaft - Pivot, Steering	1				



T-1007-1

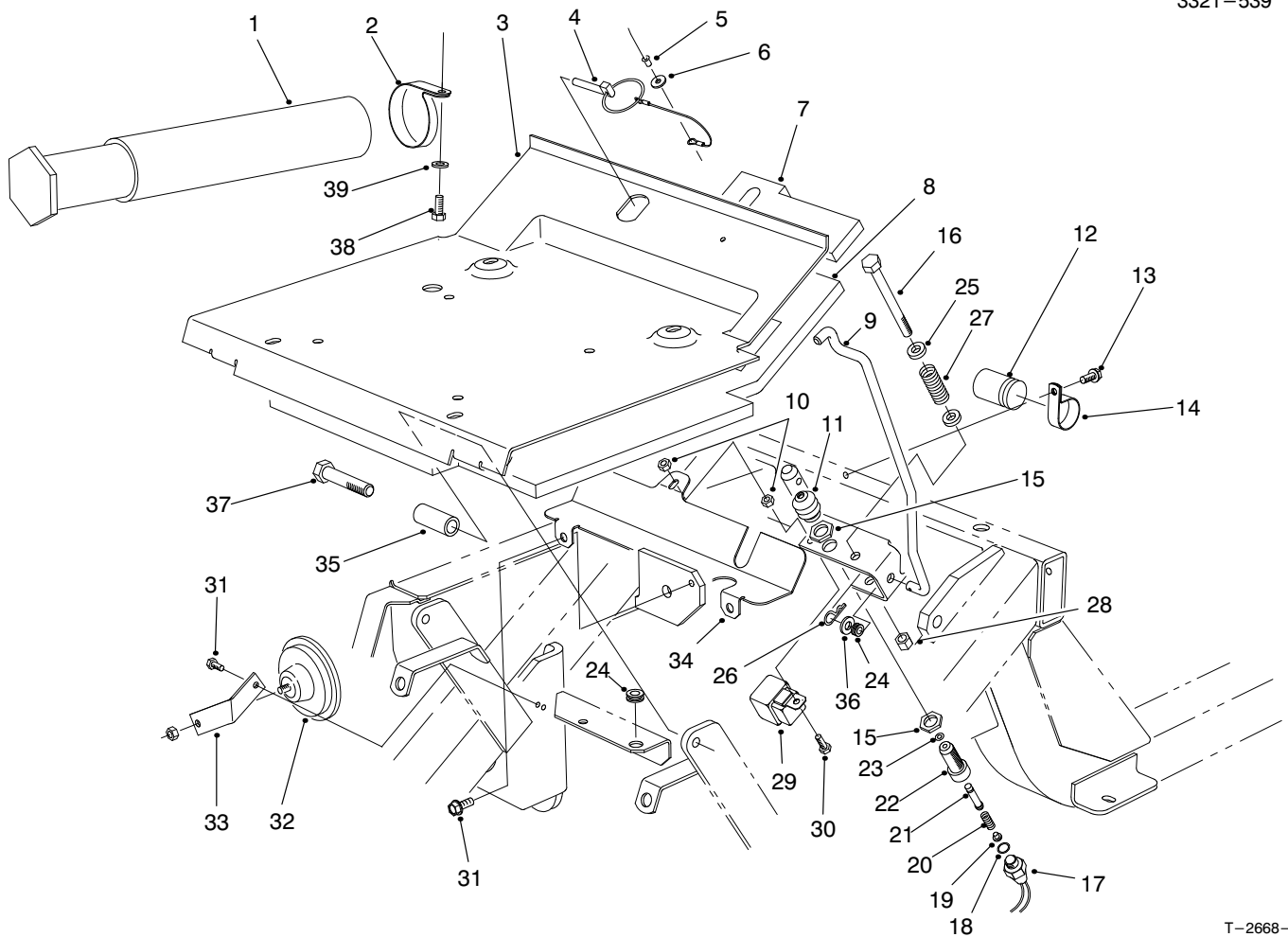
POWER STEERING VALVE NO. 92-9729

Ref. No.	Part No.	Description	No. Used
1	52-9260	Screw-Set	1
†2		Seal-Dust	1
3	52-9230	Ring-Retaining	1
4	52-9240	Bushing-Seal, Gland	1
†5		Seal	1
†6		Seal-Ring, Quad	1
7	59-6730	Race-Bearing	2
8	59-6740	Bearing-Needle, Thrust	1
†9		Housing	1
†10		Sleeve-Control	1
11	59-6820	Centering Spring Kit	1
†12		Spool-Control	1
†13		Seal	3
14	92-9732	Plate - Wear	1
15	52-9320	Drive	1
16	76-6300	Gerotor	1

Ref. No.	Part No.	Description	No. Used
17	76-6320	Spacer	1
18	92-9730	Cap-End	1
19	92-9736	Screw-Cap	7
20	59-6830	Kit-Centering Pin	1
21	52-9290	Retainer-Check Ball	1
22	52-9280	Ball-Check	1
†23		Seal	1
24	52-9270	Seat-Ball, Check	1
†25		Seal	1
*	52-9250	Needle Bearing Kit (Incl. Ref. #7-8)	1
*	92-9749	Seal Kit (Incl. Ref. #2, 5-6, 13, 23 & 25)	1
*	92-9745	End Cap Kit (Incl. Ref. #14, 18 & 19)	1

*Not Illustrated

†Not Serviceable Separately

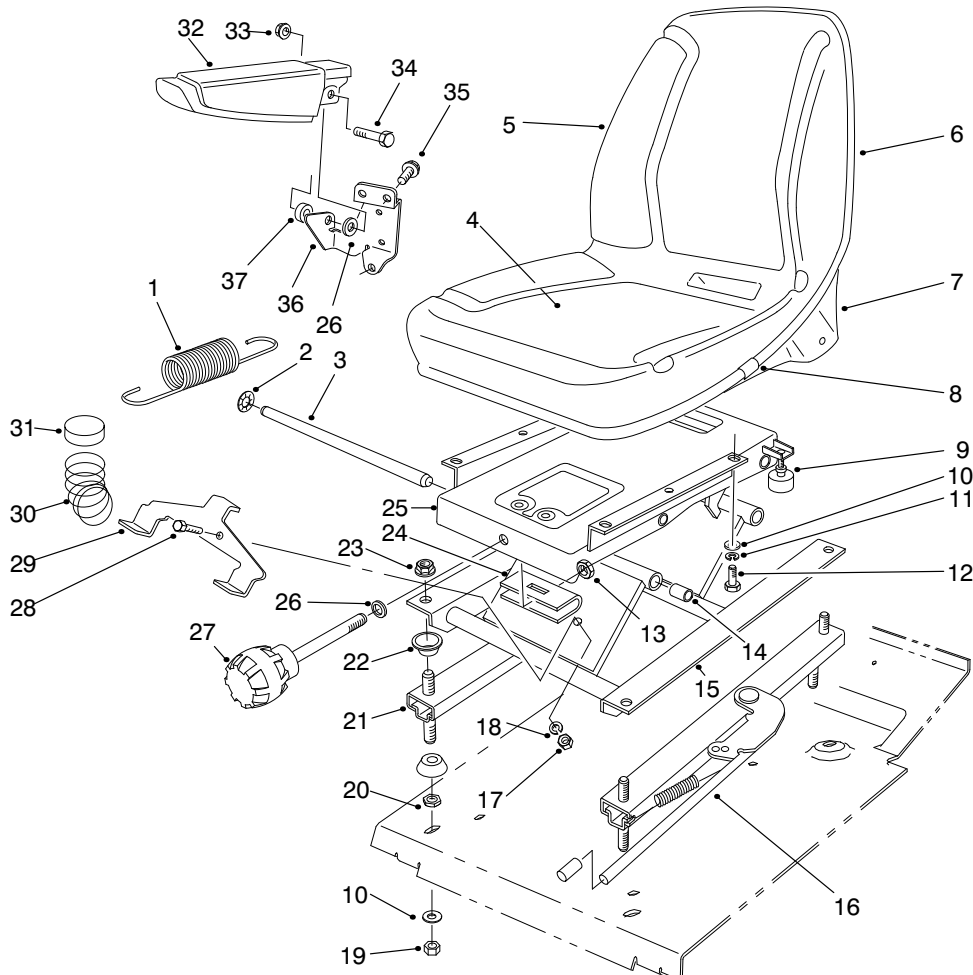


T-2668-1

SEAT PLATE ASSEMBLY

Ref. No.	Part No.	Description	No. Used	Ref. No.	Part No.	Description	No. Used
1	74-0720	Tube - Manual	1	22	43-8620	Guide - Pin, Switch	1
2	2412-133	Clamp - R	2	23	237-7	O-Ring	1
3	76-9460	Plate - Seat	1	24	237-136	Grommet	2
4	77-3780	Pin - Lynch	1	25	80-7730	Spacer	2
5	3290-282	Rivet - Pop	1	26	3290-307	Pin - Cotter, Hair	1
6	3256-49	Washer - Flat	1	27	88-1420	Spring - Compression	1
7	76-9930	Foam - Seat Plate Rear	1	28	3296-39	Nut - Lock	1
8	82-4900	Foam - Seat Front	1	29	70-1480	Relay - SPDT	1
9	76-9440	Rod - Seat Prop	1	30	321-5	Screw - Cap Hex. Hd.	1
10	32128-33	Nut - Lock	2	31	32144-11	Screw - Hex. Washer Hd.	3
11	43-8870	Boot - Switch	1	32	48-4590	Horn	1
12	37-2690	Capacitor	1	33	74-8910	Bracket - Horn	1
13	32104-82	Screw - Hex. Washer Hd.	1	34	86-2860	Cover - Belt, Upper	1
14	2412-74	Clamp	1	35	76-9480	Sleeve - Pivot, Seal	2
15	218-461	Nut - Hex	2	36	3256-24	Washer - Flat	1
16	323-17	Screw - Hex. Hd.	1	37	325-9	Screw - Cap Hex. Hd.	2
17	72-4320	Switch - Ball	1	38	322-2	Screw - Cap Hex. Hd.	2
18	237-30	O-Ring	1	39	3256-23	Washer - Flat	2
19	43-8610	Guide	1	*	43-9071	Seat Switch Assembly (Incl. Ref. #11, 15, & 17-23)	1
20	43-8600	Spring - Switch	1				
21	43-8860	Plunger - Switch	1				

*Not Illustrated



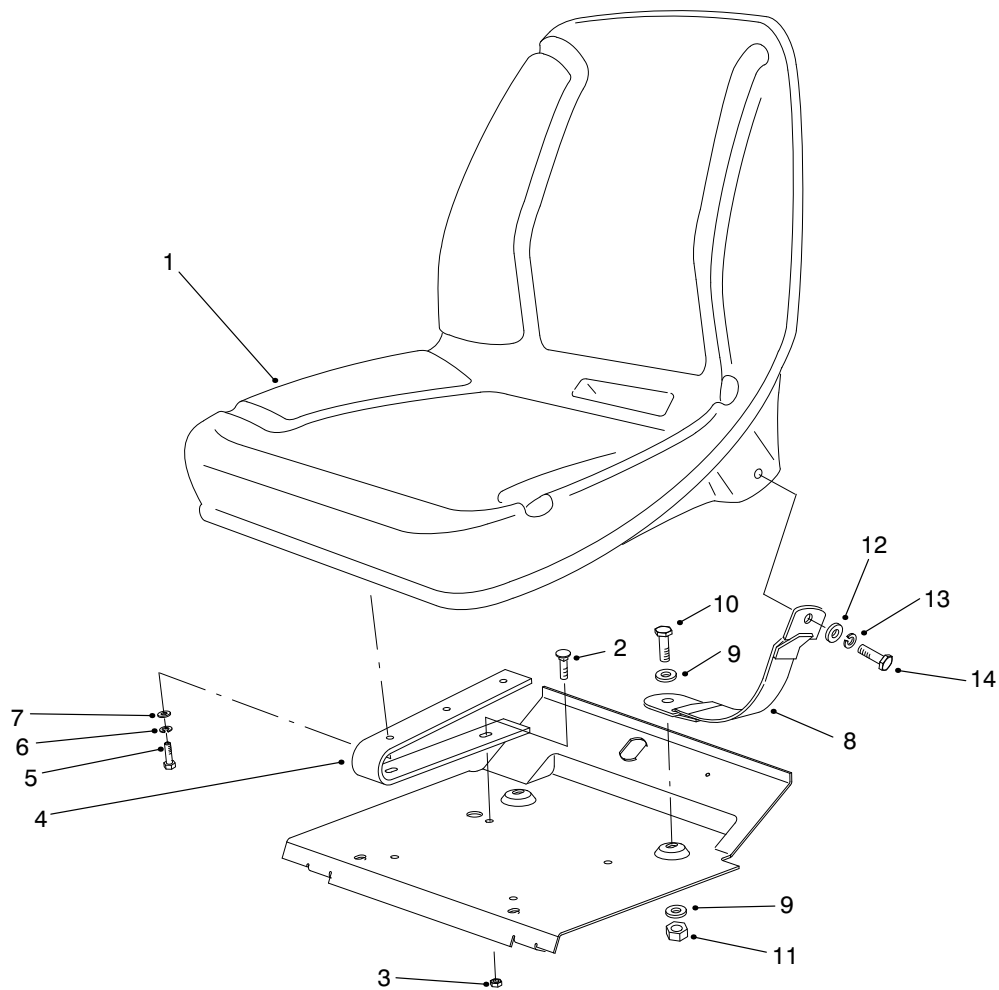
T-2244-4

SEAT ASSEMBLY

Ref. No.	Part No.	Description	No. Used
1	76-1940	Spring - Extension	2
2	66-8560	Nut - Push	4
3	76-1910	Shaft - Pivot	2
4	92-6533	Seat Cushion Assembly (Incl. Ref. #8)	1
5	92-1180	Seat Assembly (Incl. Ref. #4 & 6-8)	1
6	351-78	Edging - Seat	1
7	92-6534	Shell - Seat	1
8	351-80	Clip - Edging	1
9	76-2940	Bumper	2
10	3256-2	Washer - Flat	8
11	3253-4	Washer - Lock	4
12	322-3	Screw - Cap Hex. Hd.	4
13	32153-2	Nut - Lock	1
14	76-1920	Bearing - Sleeve	4
15	66-8610	Frame - Lower	1
16	66-8510	Adjuster & Handle	1
17	3217-6	Nut - Hex.	1
18	3253-33	Washer - Lock	1

Ref. No.	Part No.	Description	No. Used
19	3296-29	Nut - Lock	4
20	3218-2	Nut - Jam	4
21	66-8530	Adjuster	1
22	66-9290	Spacer - Suspension	8
23	32128-25	Nut - Flange Lock	4
24	77-2870	Hanger - Spring	1
25	66-8600	Frame - Upper	1
26	3256-24	Washer - Flat	3
27	76-1930	Knob - Adjustment	1
28	322-6	Screw - Cap Hex. Hd.	1
29	93-3165	Bracket - Spring	1
30	93-3163	Spring - Compression	2
31	93-3164	Cup - Spring	2
32	69-1180	Armrest	2
33	32128-19	Nut - Flange Lock	2
34	323-9	Screw - Cap Hex. Hd.	2
35	3234-14	Screw - Hex. Flange Hd.	6
36	69-0770	Bracket - Armrest R.H.	1
*	69-0760	Bracket - Armrest L.H.	1
37	92-7301	Spacer	2

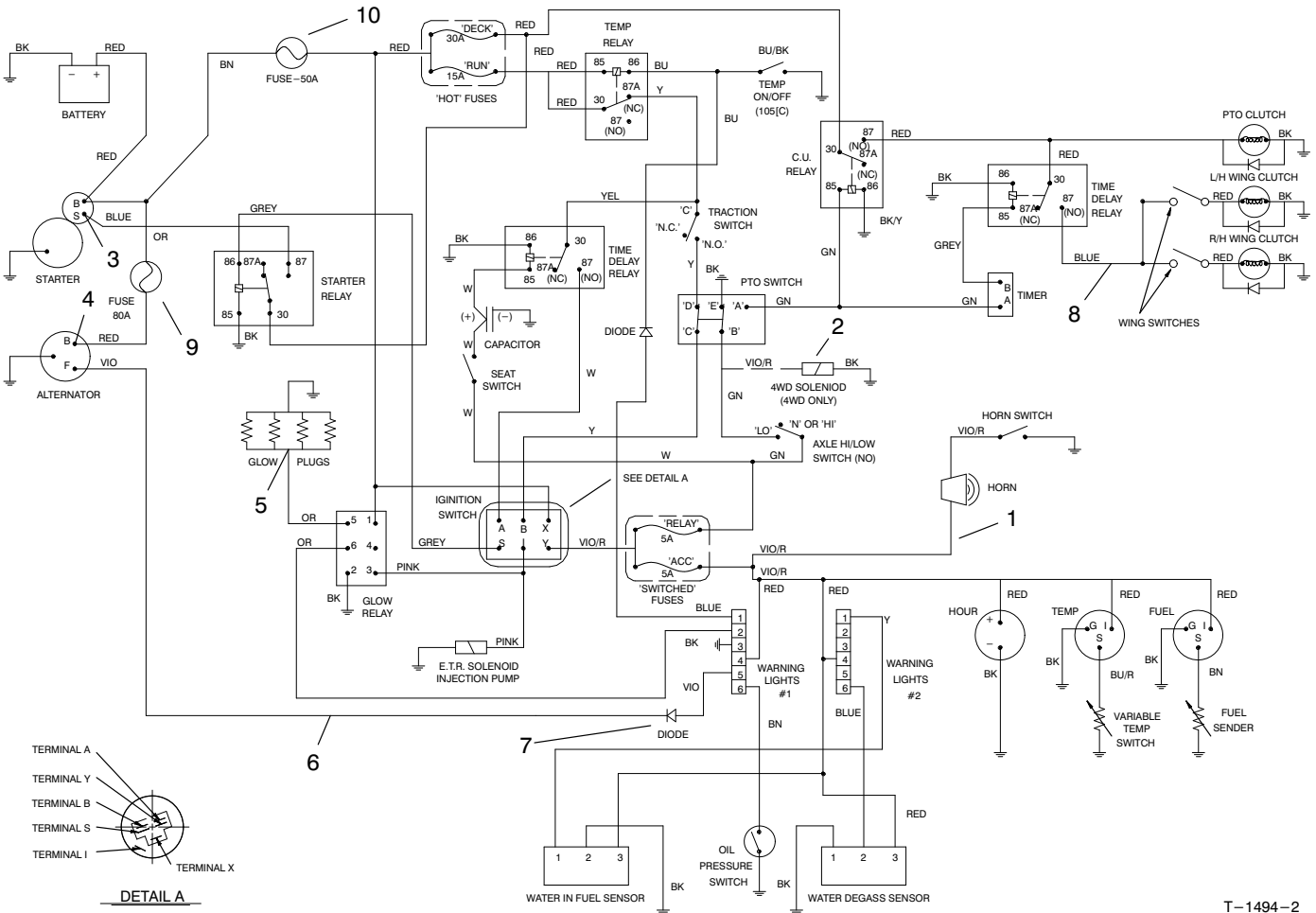
*Not Illustrated



T-2245-1

LOW SEAT ASSEMBLY (Optional)

Ref. No.	Part No.	Description	No. Used	Ref. No.	Part No.	Description	No. Used
1	92-1180	Seat Assembly	1	8	92-5521	Tether Strap	2
2	3230-16	Bolt - Carriage	4	9	3256-24	Washer	4
3	3296-29	Nut - Lock	4	10	323-6	Screw - Cap Hex. Hd.	2
4	68-3280	Spring - Seat	2	11	3296-39	Nut - Lock	2
5	322-4	Screw - Cap Hex. Hd.	4	12	3256-5	Washer - Flat	2
6	3253-4	Washer - Lock	4	13	3253-6	Washer - Lock	2
7	3256-2	Washer	4	14	3212-5	Screw - Cap Hex. Hd.	2

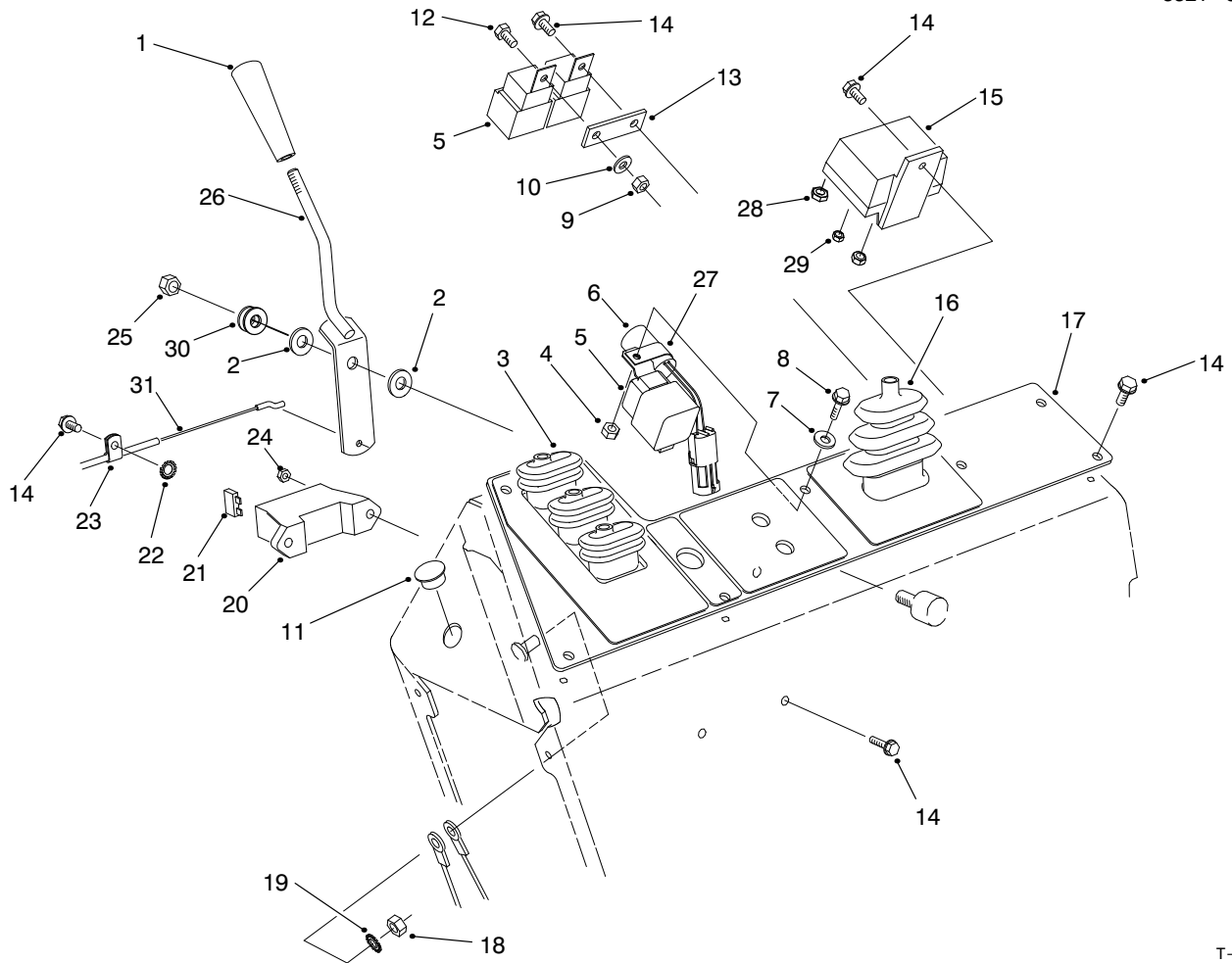


T-1494-2

ELECTRICAL SCHEMATIC

Ref. No.	Part No.	Description	No. Used
1	86-5470	Harness - Front	1
2	76-4880	Plug - Electrical (Model No. 30450 Only)	1
3	48-7930	Nut - Hex	1
4	48-7890	Nut - Hex.	1
5	48-7880	Nut - Hex.	2

Ref. No.	Part No.	Description	No. Used
6	94-5623	Harness - Wire, Main (Incl. Ref. #7)	1
7	86-7470	Diode	4
8	95-4375	Harness - Wire, Deck	1
9	94-8001	Fuse - Blade, 80 Amp	1
10	94-8002	Fuse - Blade, 50 Amp	1

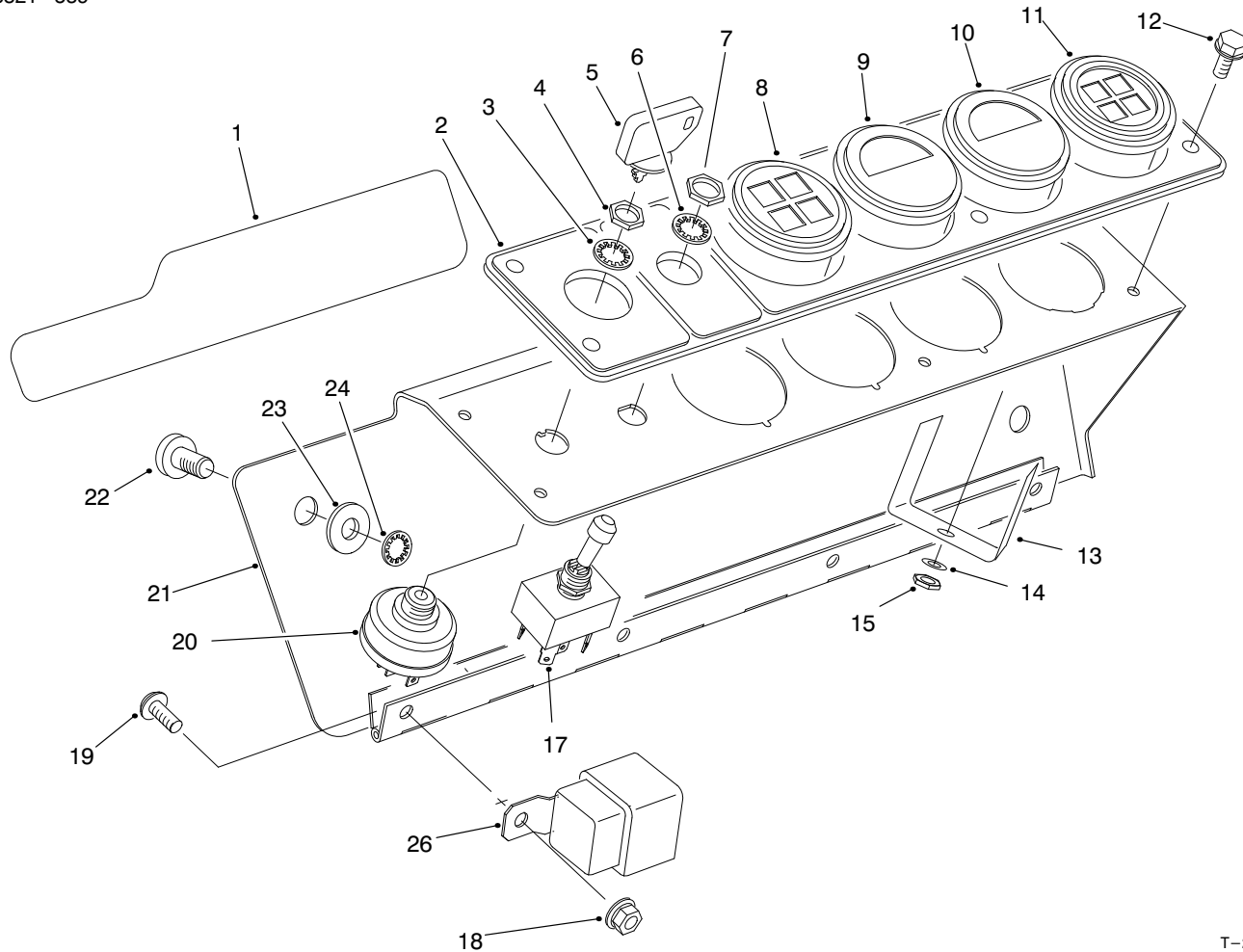


T-1492-1

CONTROL CONSOLE ASSEMBLY

Ref. No.	Part No.	Description	No. Used	Ref. No.	Part No.	Description	No. Used
1	233-39	Knob - Throttle	1	18	3296-47	Nut - Lock	1
2	66-2920	Washer - Friction	2	19	3255-8	Washer - Lock Ext. Tooth	1
3	76-8450	Boot - Lift Lever	1	20	67-7160	Holder - Fuse	1
4	3290-148	Nut - Lock	1	21	218-573	Fuse - 5A	2
5	70-1480	Relay - Sealed	3	21	218-581	Fuse - 15A	1
6	83-2280	Timer - Delay	1	*	218-593	Fuse - 30A	1
7	3256-77	Washer - Flat	1	22	3255-7	Washer - Lock Ext. Tooth	1
8	3290-126	Screw - Hex. Washer Hd.	3	23	2412-31	Clip - Conduit	1
9	3296-42	Nut - Lock	2	24	3296-12	Nut - Lock	2
10	3256-78	Washer - Flat	1	25	3296-44	Nut - Lock	1
11	94-5627	Plug	1	26	76-4300	Lever - Throttle	1
12	321-2	Screw - Cap Hex. Hd.	1	27	2412-39	R-Clamp	1
13	77-3970	Spacer - Relay	1	28	48-7880	Nut - Hex.	1
14	32144-4	Screw - Hex. Washer Hd.	10	29	48-7890	Nut	1
15	76-5260	Relay - Glow Plug	1	30	3256-24	Washer	1
16	76-8440	Boot - Throttle	1	31	74-5480	Cable - Throttle	1
17	86-5410	Panel - Console	1				

*Not Illustrated



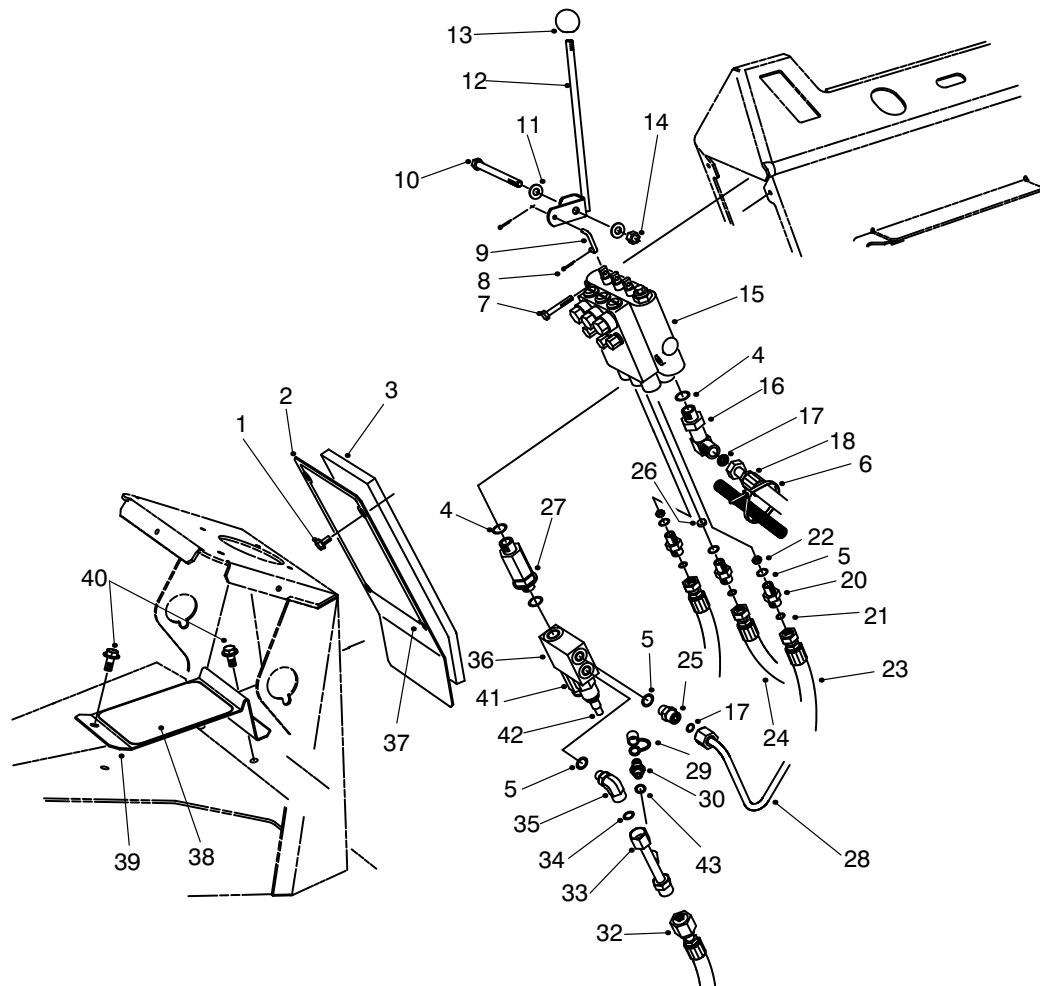
T-2669-1

GAGE PANEL ASSEMBLY

Ref. No.	Part No.	Description	No. Used
1	92-6564	Decal - 4 Matic (Model 30455 Only)	1
2	84-1450	Panel - Gauge	1
3	218-446	Washer - Lock	1
4	218-447	Nut - Hex.	1
5	63-8360	Key - Ignition	1
6	3254-20	Washer - Lock, Int. Tooth	1
7	3218-19	Nut - Hex.	2
8	93-7483	Light - Warning Bank (Incl. Ref. #13-16 & 25)	1
9	76-9060	Gauge - Temperature	1
10	66-2940	Gauge - Fuel	1
11	93-7484	Light - Warning Bank (Incl. Ref. #13-16 & 25)	1
12	32144-4	Screw - Hex. Washer Hd.	6

Ref. No.	Part No.	Description	No. Used
13		Clamp	2
14	3254-1	Washer - Lock	2
15	3217-26	Nut	2
*16	219-17	Bulb	4
17	85-4980	Switch - Toggle (Incl. Ref. #6-7)	1
18	32128-33	Nut - Flange Lock	4
19	3274-68	Screw - Socket Button Hd.	4
20	27-2360	Switch - Ignition (Incl. Ref. #3-4)	1
21	82-3750	Cover - Console	1
22	3250-36	Screw	2
23	3256-24	Washer	2
24	32151-72	Retainer - Push-On	2
*25	87-6270	Socket - Light	4

*Not Illustrated

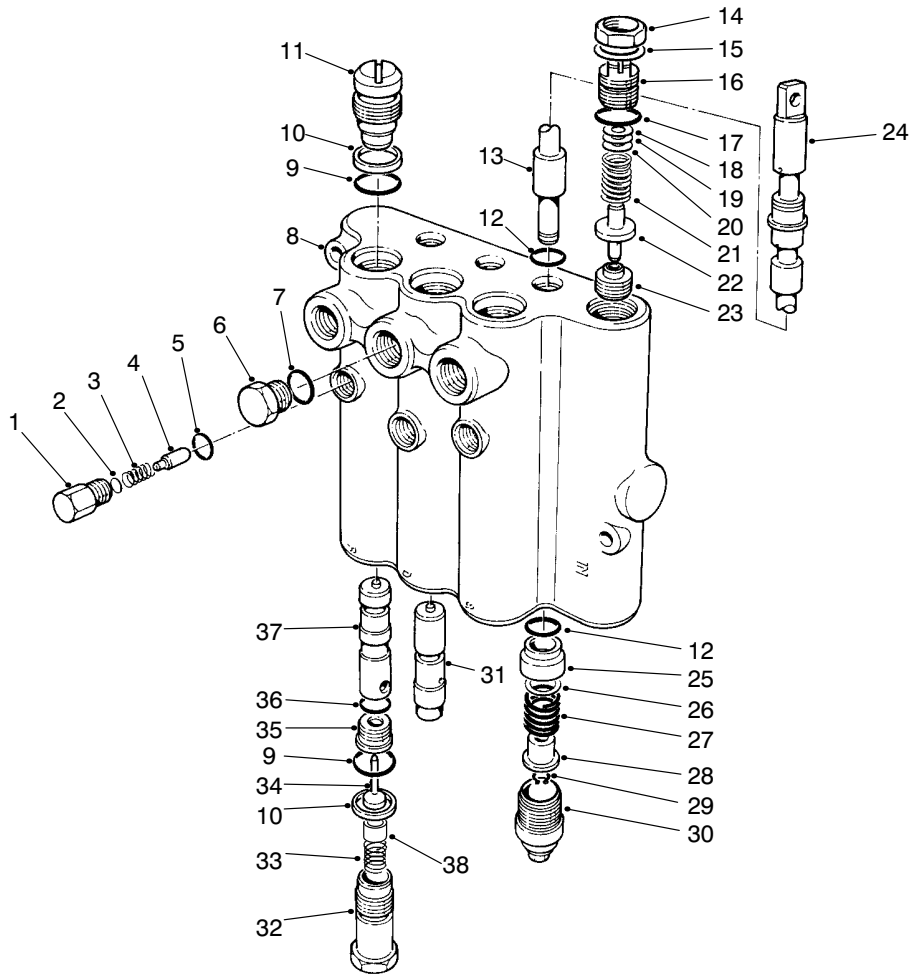


T-1504-1

LIFT VALVE INSTALLATION ASSEMBLY

Ref. No.	Part No.	Description	No. Used	Ref. No.	Part No.	Description	No. Used
1	46-6810	Assy. - Screw & Washer	4	24	86-3180	Assembly - Hose	1
2	76-7090	Cover - Front, Control	1	25	340-2	Fitting - Adapter (Incl. Ref. #5 & 17)	1
3	76-6270	Foam - Panel	1	26	84-6402	Orifice	1
4	237-79	O-Ring	3	27	74-5910	Fitting - Bulkhead, Special (Incl. Ref. #4)	1
5	237-42	O-Ring	5	28	86-5770	Assy. Tube, Relief Valve	1
6	3290-379	Tie - Cable	1	29	353-947	Cap - Fitting	1
7	321-10	Screw - Cap Hex. Hd.	2	30	354-77	Fitting - Test Port (Incl. Ref. #43)	1
8	3272-1	Pin - Cotter	6	32	86-3230	Assembly - Hose	1
9	69-9140	Link - Lever, Valve	3	33	86-5760	Assy. - Tube, Deck Return	1
10	323-17	Screw - Cap Hex. Hd.	1	34	237-30	O-Ring	1
11	3256-24	Washer - Flat	2	35	340-99	Fitting - Hydraulic 90° (Incl. Ref. #5 & 34)	1
12	74-6060	Lever - Valve, R.H.	1	36	86-5440	Valve - Relief, Dual (Incl. Ref. #41 & 42)	1
*	74-6050	Lever - Valve, Center	1	37	93-7243	Decal - Service, 2WD	1
*	69-7010	Lever - Valve, L.H.	1	*	93-7242	Decal - Service, 4WD	1
13	233-42	Knob	3	38	76-7040	Pad - Foot	1
14	3296-39	Nut - Lock	1	39	82-5300	Support - Heel	1
15	92-7762	Lift Valve Assembly	1	40	32144-11	Screw - Hex. Washer Hd.	2
16	63-4090	Fitting - Adapter 90° (Incl. Ref. #4 & 17)	1	41	88-1520	Cartridge - Relief	1
17	237-22	O-Ring	2	42	88-1530	Cartridge - Relief	1
18	95-4354	Assembly - Hose	1	43	237-78	O-Ring	1
20	88-1380	Fitting - Adapter (Incl. Ref. #5 & 21)	3	*	75-2080	Seal Kit (for Ref. #41-42)	1
21	237-21	O-Ring	3				
22	86-2501	Orifice	2				
23	86-3190	Assembly - Hose	2				

*Not Illustrated



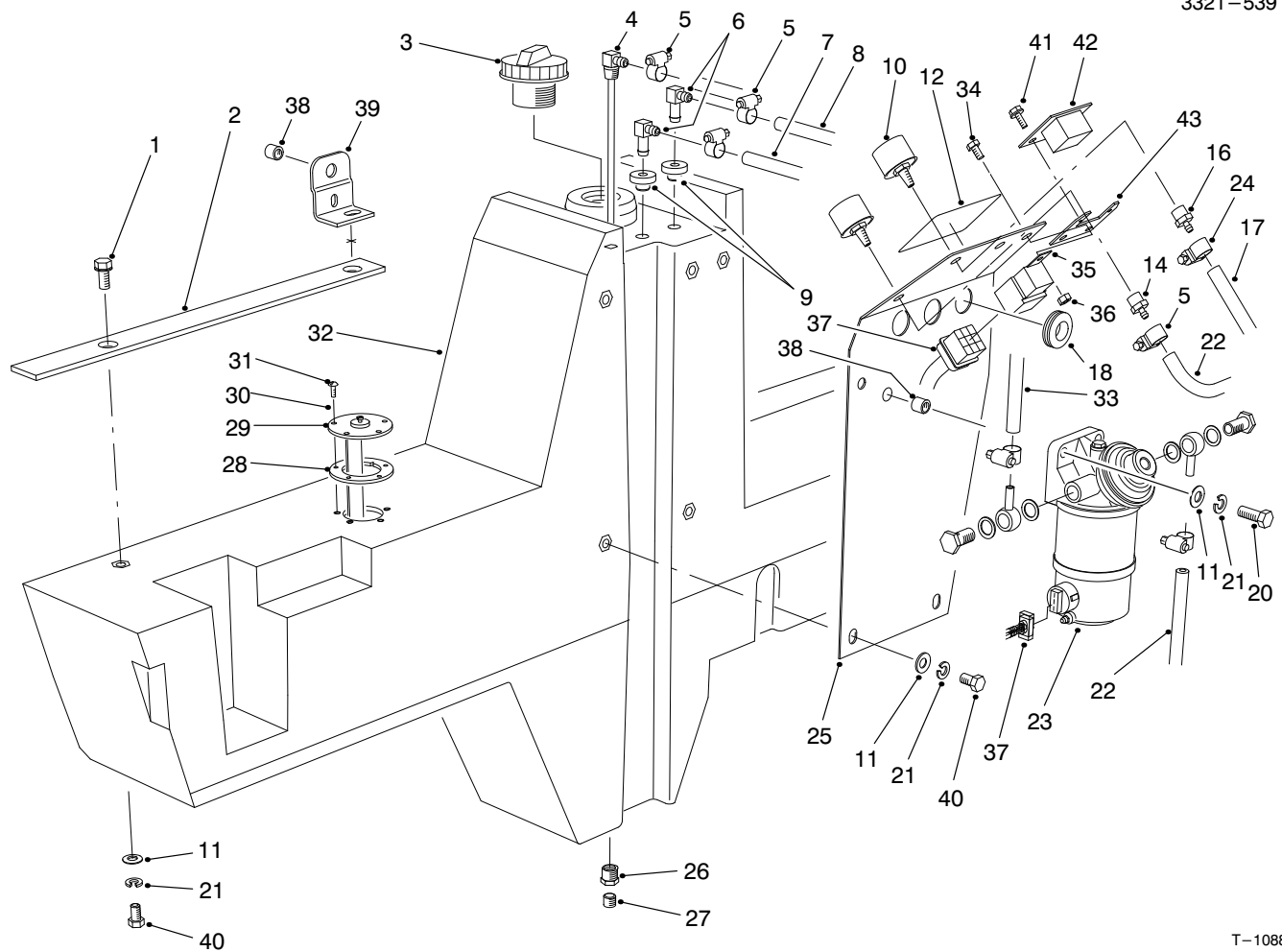
T-0379-1

LIFT VALVE ASSEMBLY NO. 92-7762

Ref. No.	Part No.	Description	No. Used	Ref. No.	Part No.	Description	No. Used
1	58-6780	Plug Assembly (Incl. Ref. #5)	3	21	92-2567	Spring	1
2	60-6450	Disc	A/R	22	92-2568	Poppet	1
3	58-6760	Spring	3	†23		Seat	1
4	58-6770	Plunger - Detent	3	24	58-6320	Wiper - Seal	3
5	58-6790	Seal - O-Ring	3	25	58-6400	Bushing	3
6	353-508	Plug Assembly (Incl. Ref. #7)	3	26	58-6700	Washer	3
7	58-6720	Seal - O-Ring	3	27	58-6730	Spring	3
†8		Body	1	28	58-6310	Spacer	3
9	60-5720	Seal - O-Ring	6	29	58-6460	Ring - Retaining	3
10	58-6370	Washer - Back-Up	6	30	58-6420	Cap Assembly	3
11	58-6350	Plug Assembly (Incl. Ref. #9-10)	3	31	84-6430	Plunger	1
12	58-6450	Seal - O-Ring	6	32	92-7780	Plug Assembly (Incl. Ref. #9-10)	3
†13		Spool	3	33	92-7778	Spring	3
†14		Nut - Lock	1	34	58-6290	Poppet Assembly	3
†15		Washer	1	35	58-6330	Seat Assy. (Incl. Ref. #36)	3
16	69-1830	Plug Assembly (Incl. Ref. #14, 15 & 17)	1	36	58-6340	Seal - O-Ring	3
17	58-6750	Seal - O-Ring	1	37	84-6420	Plunger	2
18	58-6470	Washer	A/R	38	92-7779	Eyelet	3
19	58-6480	Washer	A/R	*	60-3780	Seal Kit (Incl. Ref. #5, 7, 9, 10, 12, 12, 17, 24, 29, 34, & 36)	1
20	58-6490	Washer	A/R				

*Not Illustrated

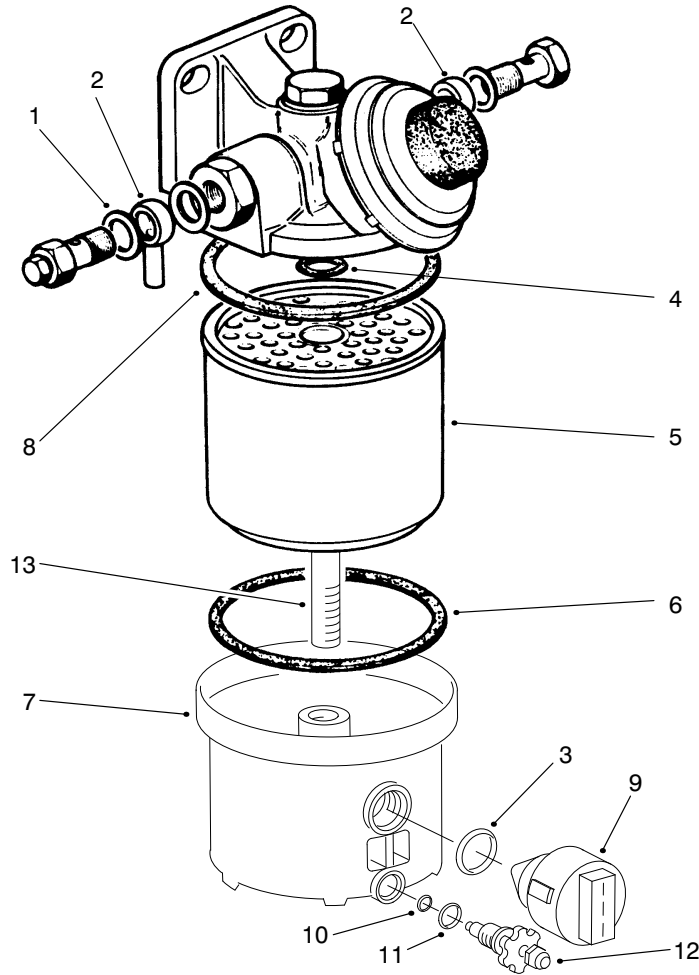
†Not Serviceable Separately



T-1088-1

FUEL TANK ASSEMBLY

Ref. No.	Part No.	Description	No. Used	Ref. No.	Part No.	Description	No. Used
1	3234-12	Screw - Hex. Washer Hd.	2	24	2412-36	Clamp - Hose	1
2	76-9790	Foam - Fuel Tank	1	25	14-0859	Fuel Tank Plate Assembly (Incl. Ref. #38)	1
3	93-3102	Cap - Fuel	1	26	2812-1	Fitting - Reducing Bushing	1
4	76-6600	Pipe - Stand	1	27	285-22	Plug - Pipe	1
5	2412-108	Clamp - Hose	6	28	62-7650	Gasket - Sending Unit	1
6	46-6550	Fitting - Fuel 90°	2	29	74-5860	Sending Unit - Fuel	1
7	63-7626	Hose - Fuel	1	30	3253-15	Washer - Lock	5
8	63-7627	Hose - Fuel	1	31	32122-24	Screw - Round Hd.	5
9	46-6560	Bushing - Rubber	2	32	74-5580	Tank - Fuel (Incl. Ref. #26 & 27)	1
10	68-6150	Breather	2	34	321-3	Screw - Cap Hex. Hd.	2
11	3256-24	Washer - Flat	9	35	70-1480	Relay - Starter	1
12	76-8780	Decal - Fuel	1	36	3296-42	Nut - Lock	2
14	354-95	Fitting - Barb	1	37	94-5623	Harness - Wire, Main	1
16	354-94	Fitting - Barb	1	38	32148-10	Insert - Threaded	3
17	74-9122	Hose - Vent	1	39	82-3660	Bracket - Cover	1
18	240-6	Grommet	3	40	323-4	Screw - Cap Hex. Hd.	7
20	323-7	Screw - Cap Hex. Hd.	2	41	32144-18	Screw - Hex. Washer Hd.	2
21	3253-21	Washer - Lock	9	42	75-6820	Hour Meter	1
22	63-7622	Hose - Fuel	2	43	94-5614	Bracket - Hour Meter	1
23	76-5300	Fuel Filter Assembly (Supplied with engine)	1				



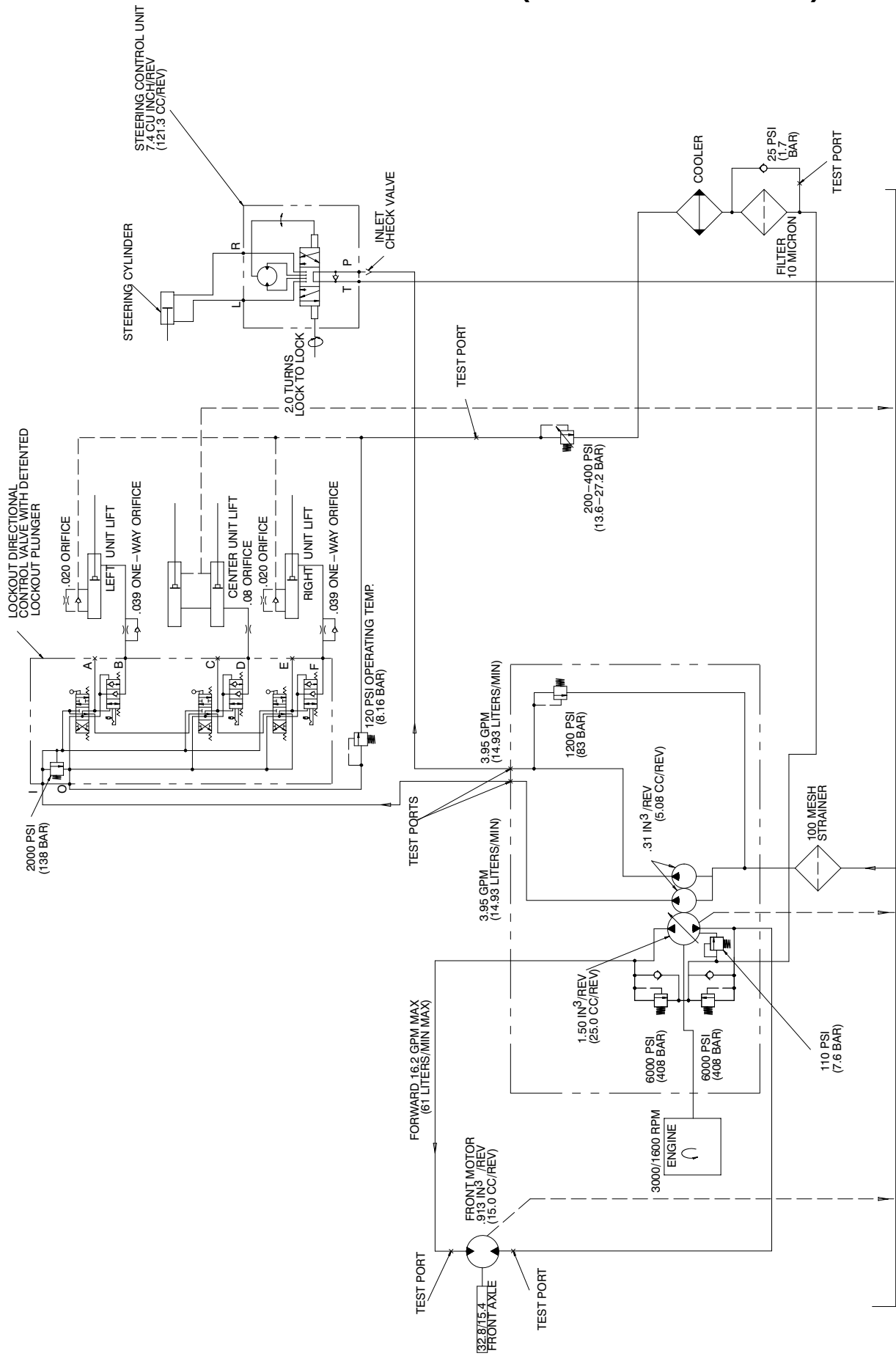
T-0966-2

FUEL FILTER ASSEMBLY NO. 76-5300

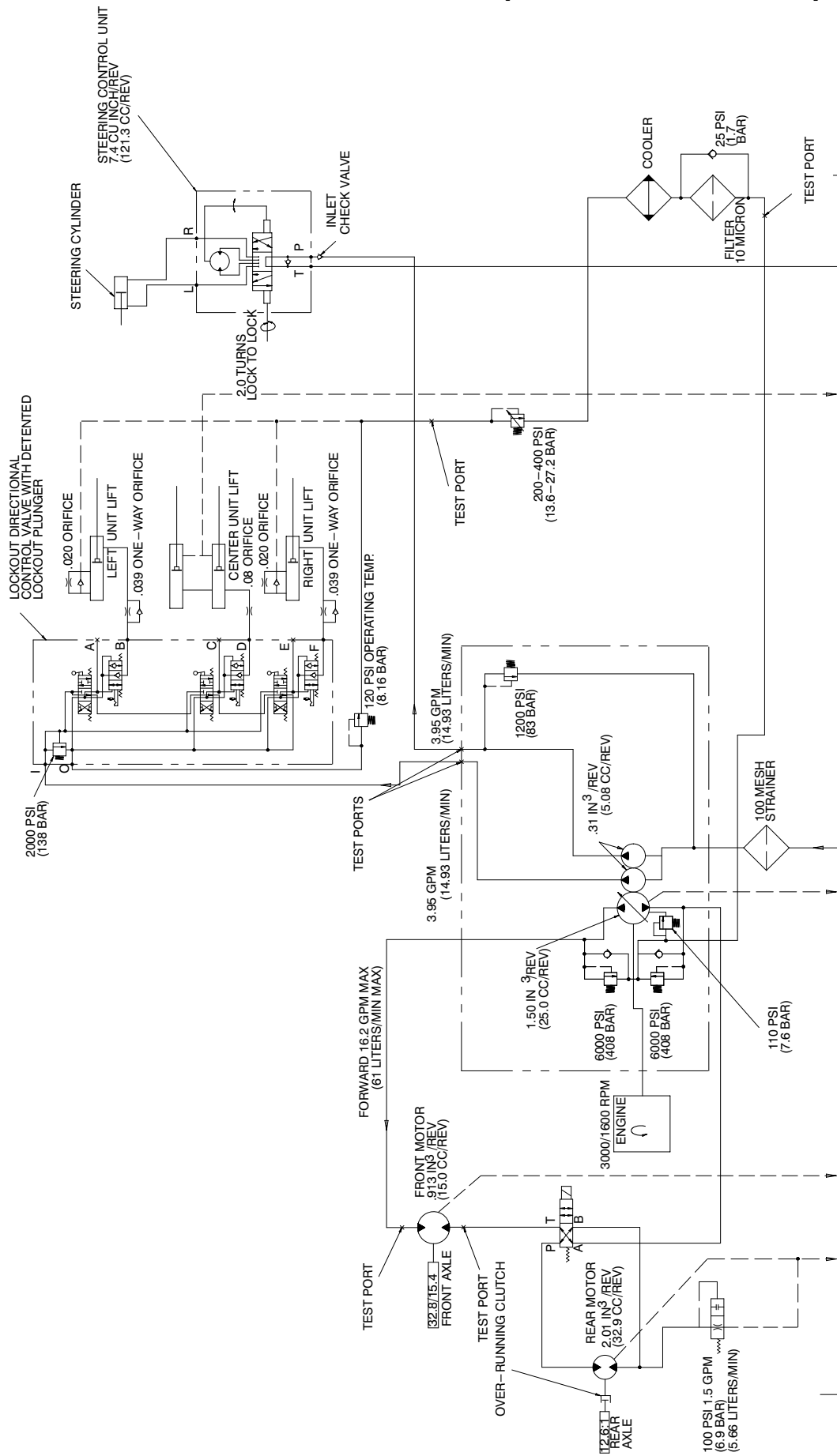
Ref. No.	Part No.	Description	No. Used
1	76-5180	Washer - Copper	4
2	76-5190	Fitting - Adjustable	2
3	94-8025	O-Ring	1
4		Seal - O-Ring	1
5	76-5220	Element - Filter (Incl. Ref. #4, 6 & 8)	1
6		Seal - Gasket	1
7		Cap - Fuel Filter	1

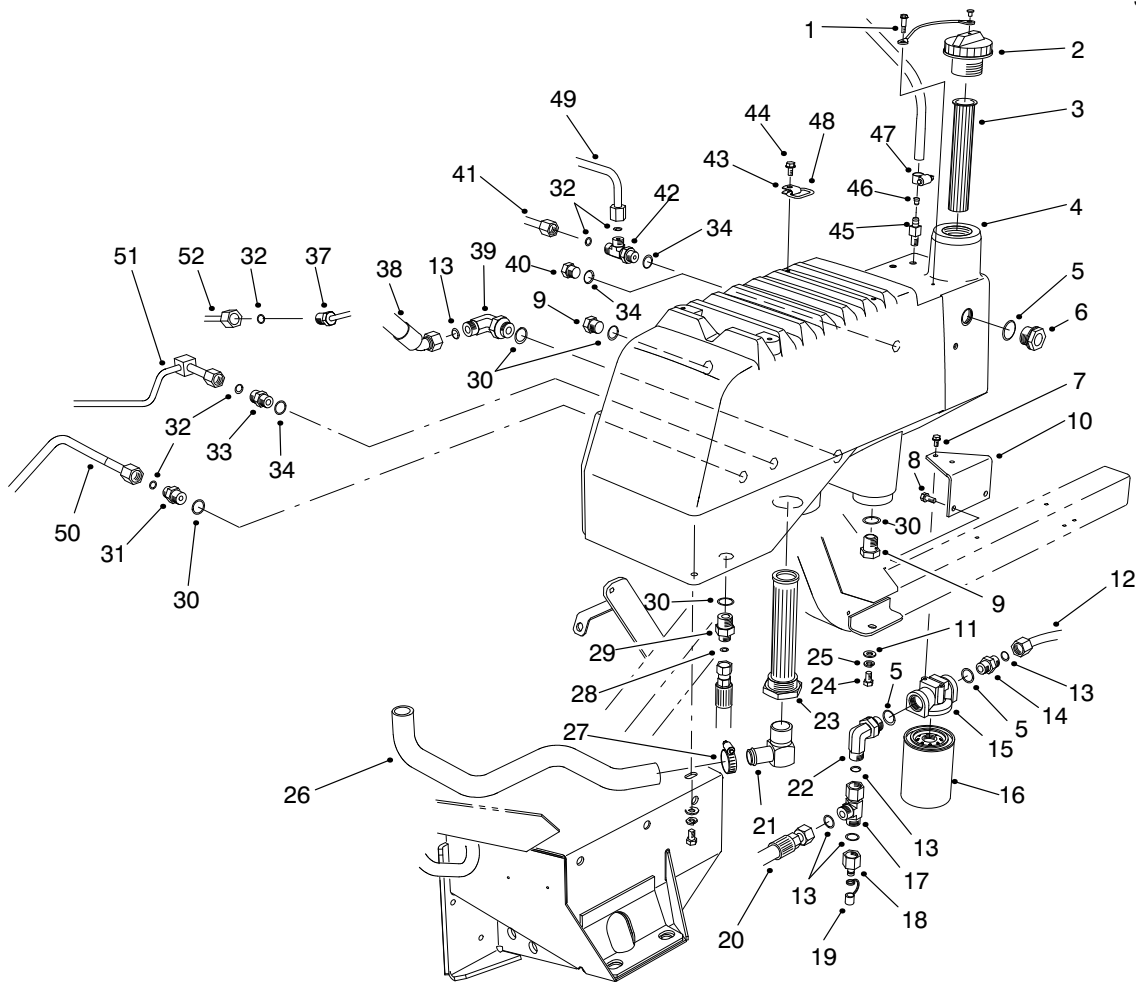
Ref. No.	Part No.	Description	No. Used
8		Seal - Gasket	1
9	76-5320	Water Sensor Assembly (Incl. Ref. #3)	1
10	94-8027	O-Ring	1
11	94-8028	O-Ring	1
12	94-8026	Vent Assembly (Incl. Ref. #10 & 11)	1
13		Bolt	1

HYDRAULIC SCHEMATIC (Model No. 30450)



HYDRAULIC SCHEMATIC (Model No. 30455)

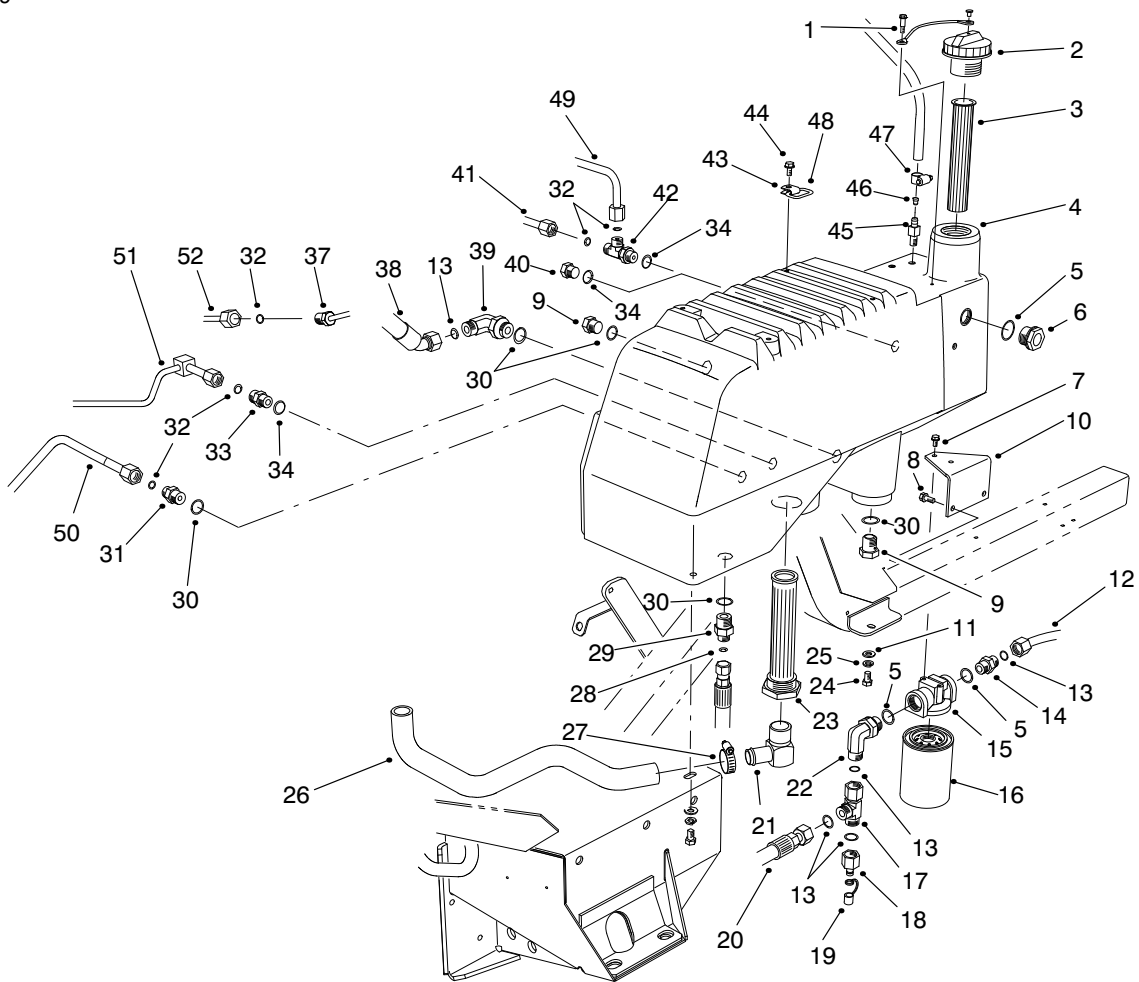




T-1509-2

HYDRAULIC RESERVOIR ASSEMBLY

Ref. No.	Part No.	Description	No. Used	Ref. No.	Part No.	Description	No. Used
1	57-5420	Screw - Shoulder	1	23	75-0550	Strainer - Tank	1
2	93-7160	Cap - Oil	1	24	323-5	Screw - Cap Hex. Hd.	3
3	61-2790	Screen	1	25	63-8410	Washer - Flat	3
4	82-3700	Reservoir - Hydraulic	1	26	86-2800	Hose - Suction	1
5	237-81	O-Ring	3	27	2412-34	Clamp - Hose	1
6	69-1170	Gauge - Sight (Incl. Ref. #5)	1	28	237-22	O-Ring	1
7	3234-13	Screw - Hex. Washer Hd.	2	29	340-141	Fitting - Hydraulic (Incl. Ref. #28 & 30)	1
8	32144-11	Screw - Hex. Washer Hd.	2	30	237-80	O-Ring	5
9	353-551	Plug (Incl. Ref. #30)	2	31	340-6	Fitting - Adapter (Incl. Ref. #30 & 32)	1
10	92-5840	Bracket - Mount, Filter	1	32	237-30	O-Ring	5
11	240-11	Grommet	3	33	340-4	Fitting - Hydraulic (Incl. Ref. #32 & 34)	1
12	74-6400	Assembly - Tube, Filter Line	1	34	237-79	O-Ring	3
13	237-65	O-Ring	5	37	94-8298	Hydraulic Tube Assembly	1
14	340-8	Fitting - Adapter (Incl. Ref. #5 & 13)	1	38	86-3150	Assembly - Hose	1
15	92-5821	Assembly - Head, Filter	1	39	340-17	Fitting - Hydraulic 90° (Incl. Ref. #13 & 30)	1
16	86-3010	Filter - Transmission	1	40	353-550	Plug (2wd Only) (Incl. Ref. #34)	1
17	340-147	Fitting - Hydraulic (Incl. Ref. #13)	1	41	74-6230	Assy. - Tube, Traction (4wd Only)	1
18	86-5860	Nipple	1	42	340-109	Fitting - Tee (4wd Only) (Incl. Ref. #32 & 34)	1
19	353-947	Cap - Fitting	1	43	76-9950	Bracket - Ring	4
20	86-5500	Assembly - Hose	1	44	32144-4	Screw - Thread Forming	4
21	354-87	Fitting - Hydraulic 90°	1				
22	340-139	Fitting - Hydraulic (Incl. Ref. #5 & 13)	1				

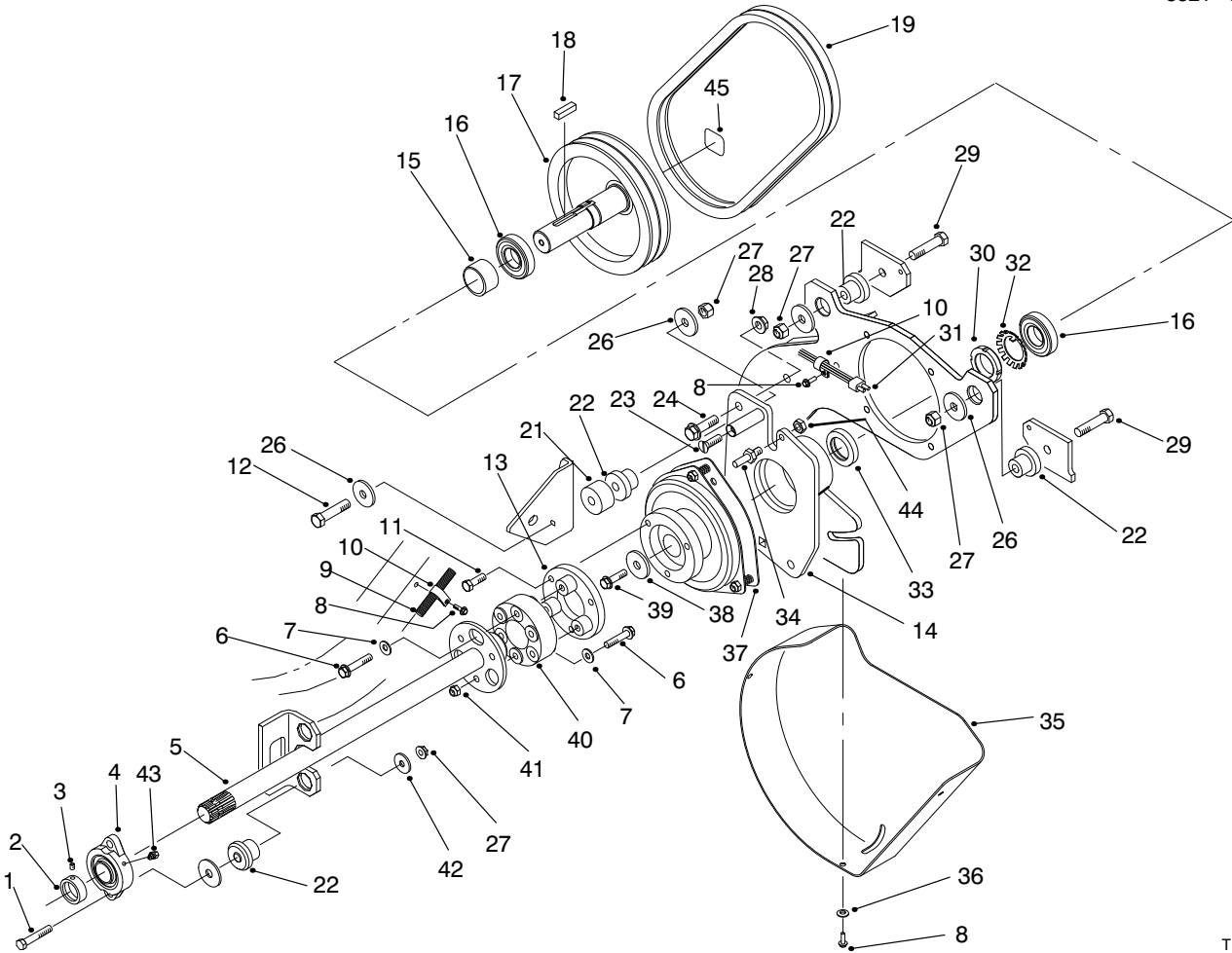


T-1509-2

HYDRAULIC RESERVOIR ASSEMBLY (Cont.)

Ref. No.	Part No.	Description	No. Used
45	354-103	Male Hose Barb	1
46	74-4080	Orifice - Breather	1
47	2412-36	Clamp - Hose	1
48	249-49	Ring	4

Ref. No.	Part No.	Description	No. Used
49	86-5810	Assembly - Tube (4WD Only)	1
50	86-5750	Tube Assembly	1
51	94-8299	Tube Assembly - Steering	1
52	86-5770	Tube Assembly - Relief	1

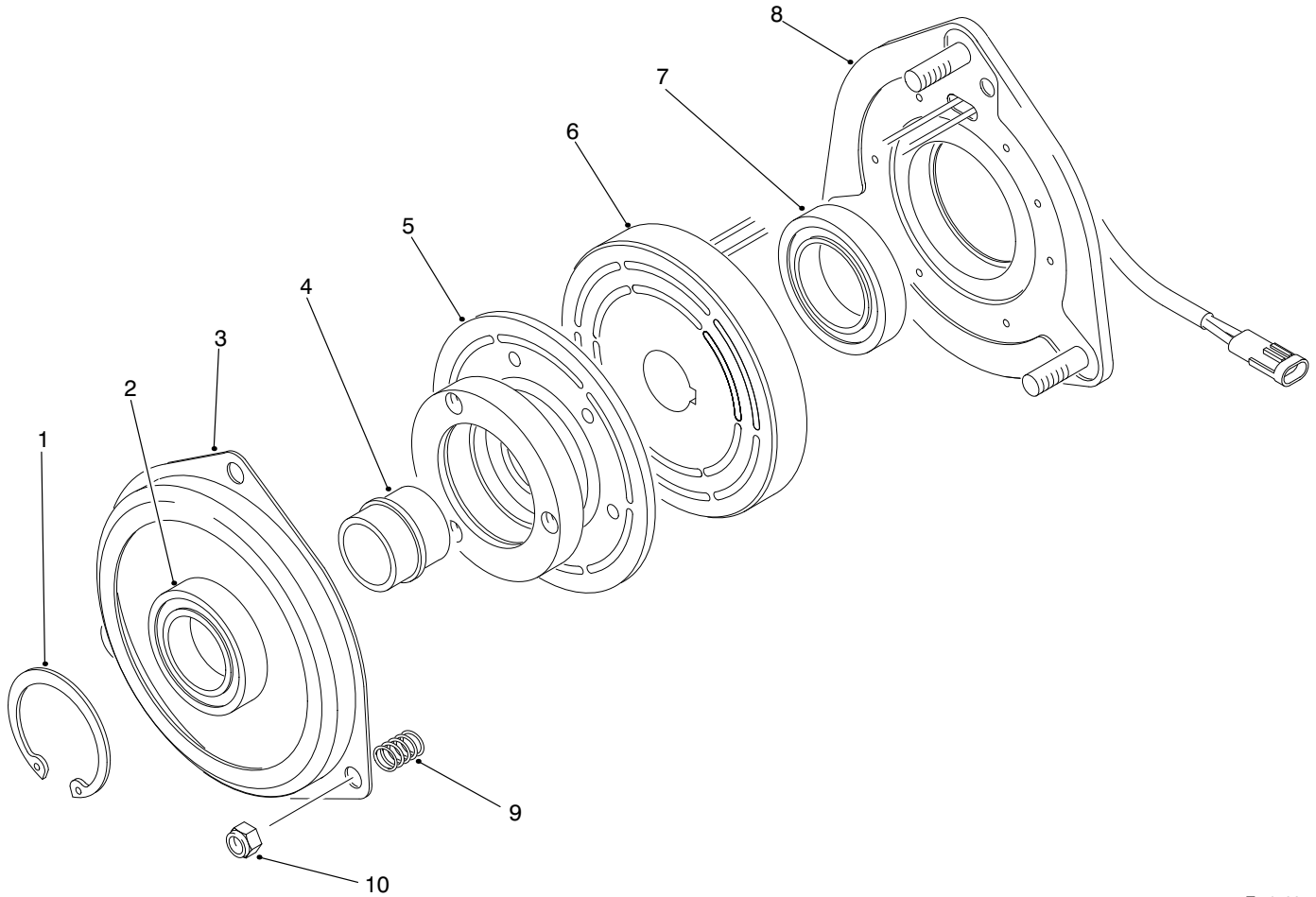


T-1519-2

PTO SHAFT & CLUTCH ASSEMBLY

Ref. No.	Part No.	Description	No. Used
1	3274-71	Screw - Soc. Hex. Hd.	2
2		Collar - Bearing	1
3		Screw - Set	1
4	86-5620	Bearing (Incl. Ref. 2 & 3)	1
5	84-1320	Shaft - P.T.O.	1
6	66-9303	Screw - Flange Head	6
7	3256-24	Washer - Flat	6
8	32144-11	Screw - Hex. Washer Hd.	5
9	86-5470	Harness - Wire	1
10	2412-109	Clamp-J	2
11	48-9470	Bolt - Hex. Head	3
12	325-14	Screw	1
13	84-1410	Adapter - Clutch	1
14	92-5818	Housing - Bearing, Lower	1
15	88-1140	Spacer - Bearing, Lower	1
16	251-310	Bearing - Ball	2
17	84-0180	Pulley - Lower	1
18	84-1540	Key	1
19	88-1170	Belt - Matched Set	1
21	84-1570	Spacer	1
22	84-1550	Mount - Rubber	5

Ref. No.	Part No.	Description	No. Used
23	88-1510	Screw - Special	1
24	3234-22	Screw - Flange Head	3
26	84-1560	Washer - Thrust	4
27	3296-25	Nut - Lock	5
28	32128-49	Nut - Flange Head	3
29	325-9	Screw - Cap Hex. Hd.	2
30	88-1450	Nut - Lock, Bearing	1
31	94-5623	Harness - Wire, Main	1
32	88-1460	Washer - Lock	1
33	88-1150	Spacer - Clutch	1
34	92-5817	Pin - Clutch Stop	1
35	88-1280	Cover - Belt, Lower	1
36	3256-70	Washer - Flat	3
37	98-7250	Clutch	1
38	84-1580	Washer - Clutch	1
39	3234-19	Screw - Flange Head	1
40	86-3040	Flange - Rubber	1
41	3296-39	Nut - Lock	3
42	86-1990	Washer	4
43	302-60	Fitting - Grease	1
44	3296-47	Nut - Lock	1
45	88-8950	Decal - Warning	1

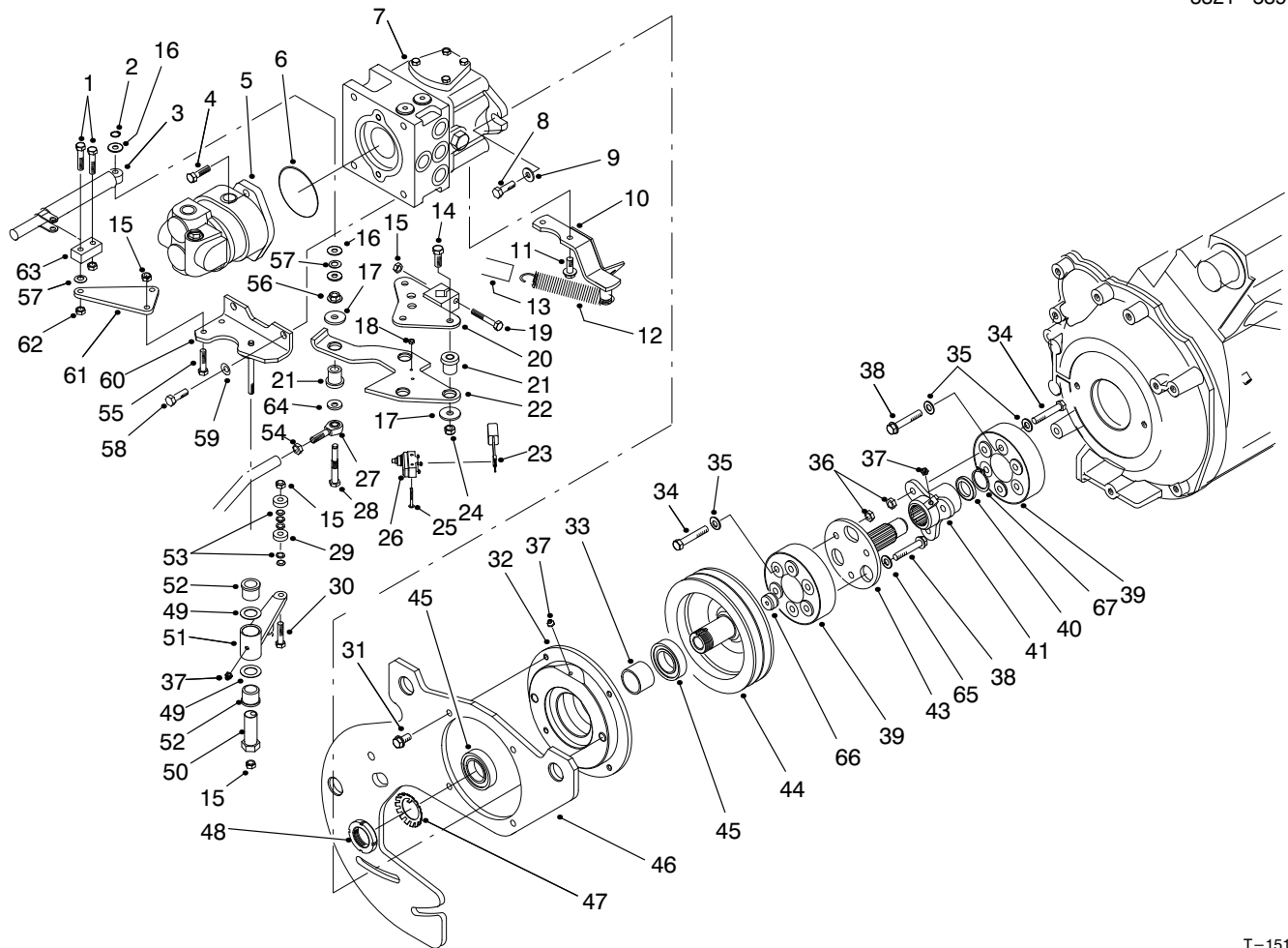


T-1523-1

CLUTCH ASSEMBLY NO. 98-7250

Ref. No.	Part No.	Description	No. Used
1		Ring - Retaining	1
2		Bearing	1
3	88-1370	Plate - Brake	1
4		Collar - Bearing	1
5	98-7253	Assembly - Armature (Incl. Ref. #1, 2 & 4)	1

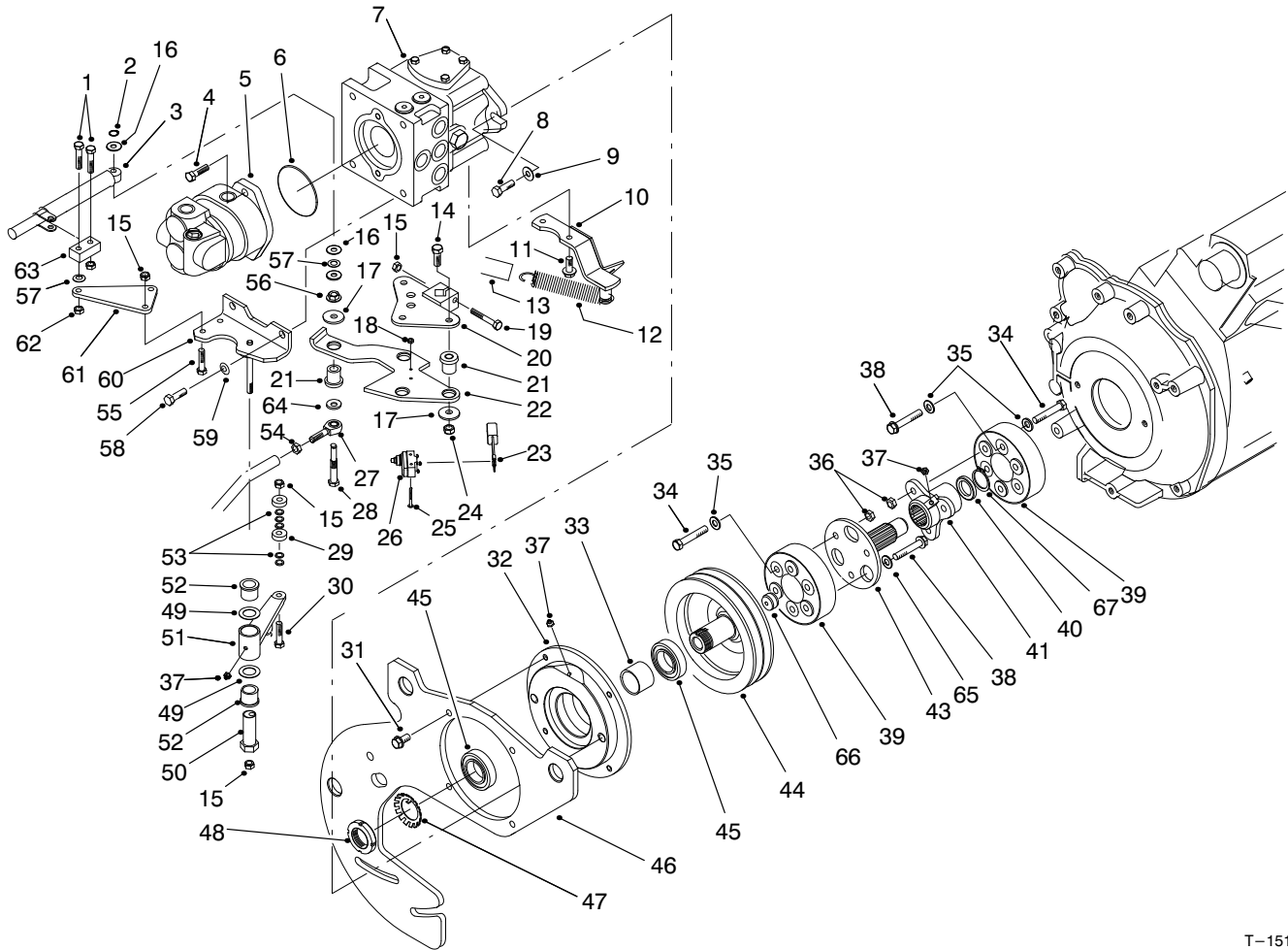
Ref. No.	Part No.	Description	No. Used
6		Assembly - Field Coil	1
7		Bearing - Field	1
8	88-1610	Assembly - Field Rotor (Incl. Ref. #6 & 7)	1
9	44-8320	Spring	3
10	3296-6	Nut - Lock	3



T-1511-3

HYDRAULIC PUMP INSTALLATION ASSEMBLY

Ref. No.	Part No.	Description	No. Used	Ref. No.	Part No.	Description	No. Used
1	322-6	Screw - Cap Hex. Hd.	2	27	2411-36	Rod End	1
2	32151-73	Ring - Clip	1	28	82-5280	Shaft - Pivot	1
3	76-8870	Assy. - Damper, Lever	1	29	251-259	Bearing - Ball	2
4	323-7	Screw - Cap Hex. Hd.	2	30	322-7	Screw - Cap Hex. Hd.	1
5	94-8297	Assy. - Pump, Gear	1	31	3234-1	Screw - Hex. Flange Hd.	4
6	237-161	O-Ring	1	32	84-0750	Housing - Bearing	1
7	86-5590	Assembly - Pump	1	33	86-5940	Spacer - Bearing	1
8	3213-2	Screw - Hex. Hd. Flange	2	34	323-47	Screw - Cap Hex. Hd.	6
9	3256-26	Washer - Flat	2	35	3256-24	Washer - Flat	9
10	84-1380	Anchor - Spring	1	36	3296-39	Nut - Lock	6
11	32144-26	Screw - Hex. Washer Hd.	2	37	302-5	Fitting - Grease	3
12	76-9430	Spring - Extension	1	38	66-9303	Screw - Hex. Flange Hd.	6
13	84-1480	Hose - Dampener	1	39	86-3040	Coupling - Rubber	2
14	323-29	Screw - Cap Hex. Hd.	1	40	253-43	Seal - Grease	1
15	3296-29	Nut - Lock	5	41	84-1330	Hub - Splined	1
16	3256-71	Washer - Flat	3	43	84-1030	Driveshaft	1
17	63-8410	Washer	4	44	84-0170	Pulley - P.T.O.	1
18	3296-9	Nut - Lock	2	45	251-314	Bearing	2
19	322-10	Screw - Cap Hex. Hd.	1	46	86-2830	Plate - Adapter, Main	1
20	82-5180	Control - Pump	1	47	88-1440	Washer - Lock	1
21	63-9751	Mount - Rubber	4	48	88-1430	Nut - Lock, Bearing	1
22	88-1470	Plate - Control, Pump	1	49	3-6498	Washer	2
23	86-3020	Wire - Neutral, Switch	1	50	76-8640	Stud - Traction	1
24	3296-59	Nut - Lock	3	51	92-2581	Neutral Switch Arm Assy. (Incl. Ref. #37 & 52)	1
25	3249-11	Screw - Machine Rd. Hd.	2	52	256-113	Bushing	2
26	29-6163	Switch - Micro	1				

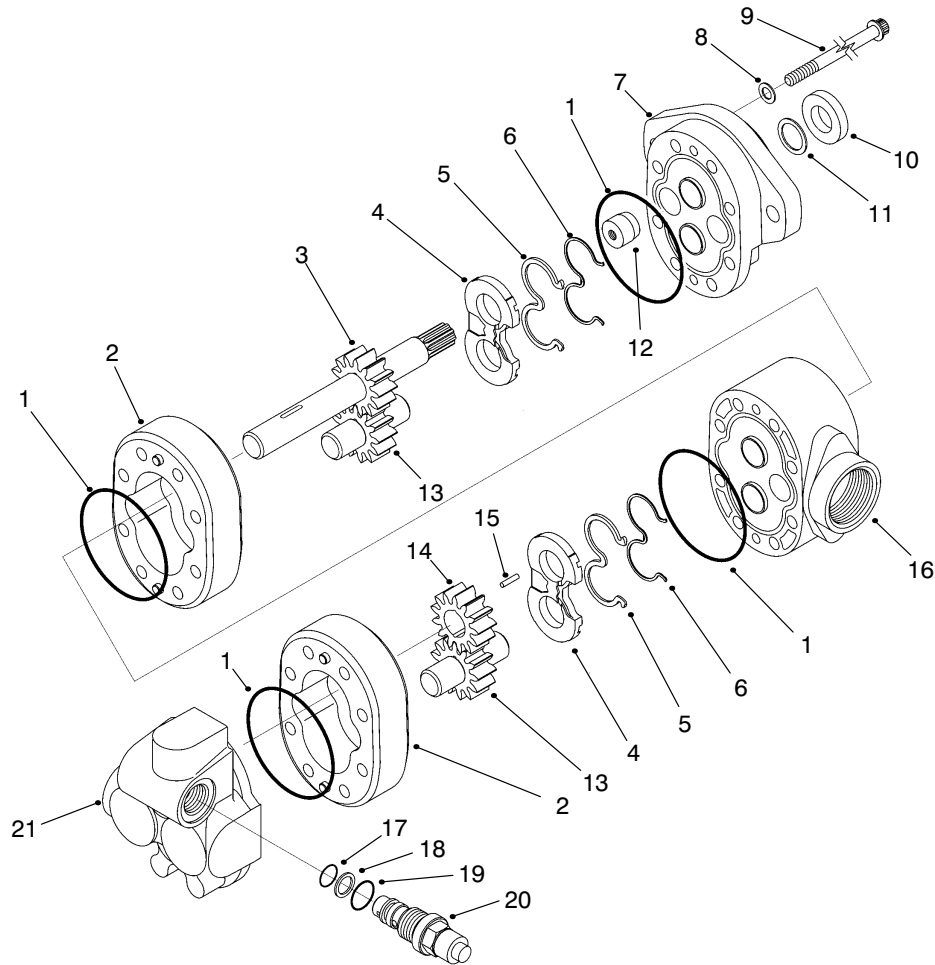


T-1511-3

HYDRAULIC PUMP INSTALLATION ASSEMBLY (Cont.)

Ref. No.	Part No.	Description	No. Used
53	75-5470	Washer	5
54	3220-3	Nut - Jam	1
55	322-5	Screw - Cap Hex. Hd.	2
56	3290-357	Nut - Flange Head	1
57	3290-477	Washer - Curved	2
58	324-4	Screw - Cap Hex. Hd.	2
59	3253-6	Washer - Lock	2
60	95-4352	Bracket - Neutral	1

Ref. No.	Part No.	Description	No. Used
61	95-4351	Plate - Pivot	1
62	3296-47	Nut - Lock	2
63	76-9760	Pivot - Damper	1
64	3256-3	Washer	1
65	80-7730	Spacer	3
66	92-1351	Plug - Pulley	1
67	32120-74	Ring - Retaining	1



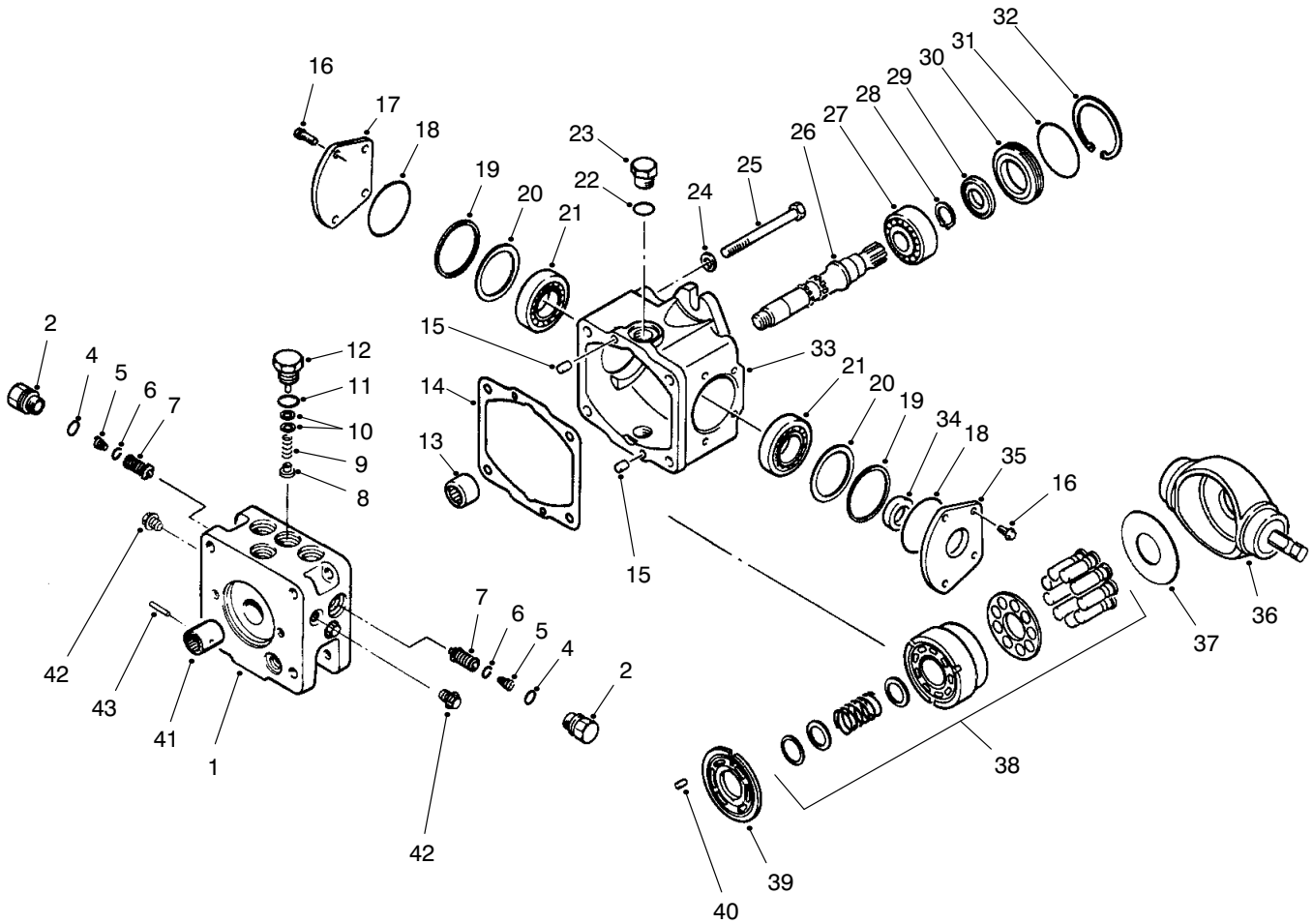
T-2619-1

GEAR PUMP ASSEMBLY NO. 94-8297

Ref. No.	Part No.	Description	No. Used	Ref. No.	Part No.	Description	No. Used
1	56-6710	O-Ring	4	13	95-4366	Asm. - Gear, Ilder	2
2	95-4364	Asm. - Body	2	14	95-4373	Gear	1
3	95-4365	Asm. - Gear, Drive	1	15	95-4372	Key	1
4	95-4368	Plate - Wear	2	16	95-4371	Plate - Adaptor	1
5	95-4367	Gasket - Backup	2	†17		O-Ring	1
6	95-4369	Seal	2	†18		Washer	1
7	95-4362	Asm. - Frontplate	1	†19		O-Ring	1
8	94-8160	Washer	4	†20		Valve	1
9	95-4370	Screw - Cap	8	21	95-4363	Asm. - Backplate	1
10	49-2640	Seal - Shaft	1	*	95-4374	Asm. - Valve, Relief (Incl. Ref. #17-20)	1
11	60-5890	Washer	1				
12	94-3011	Plug	1				

*Not Illustrated

†Not Serviced Separately

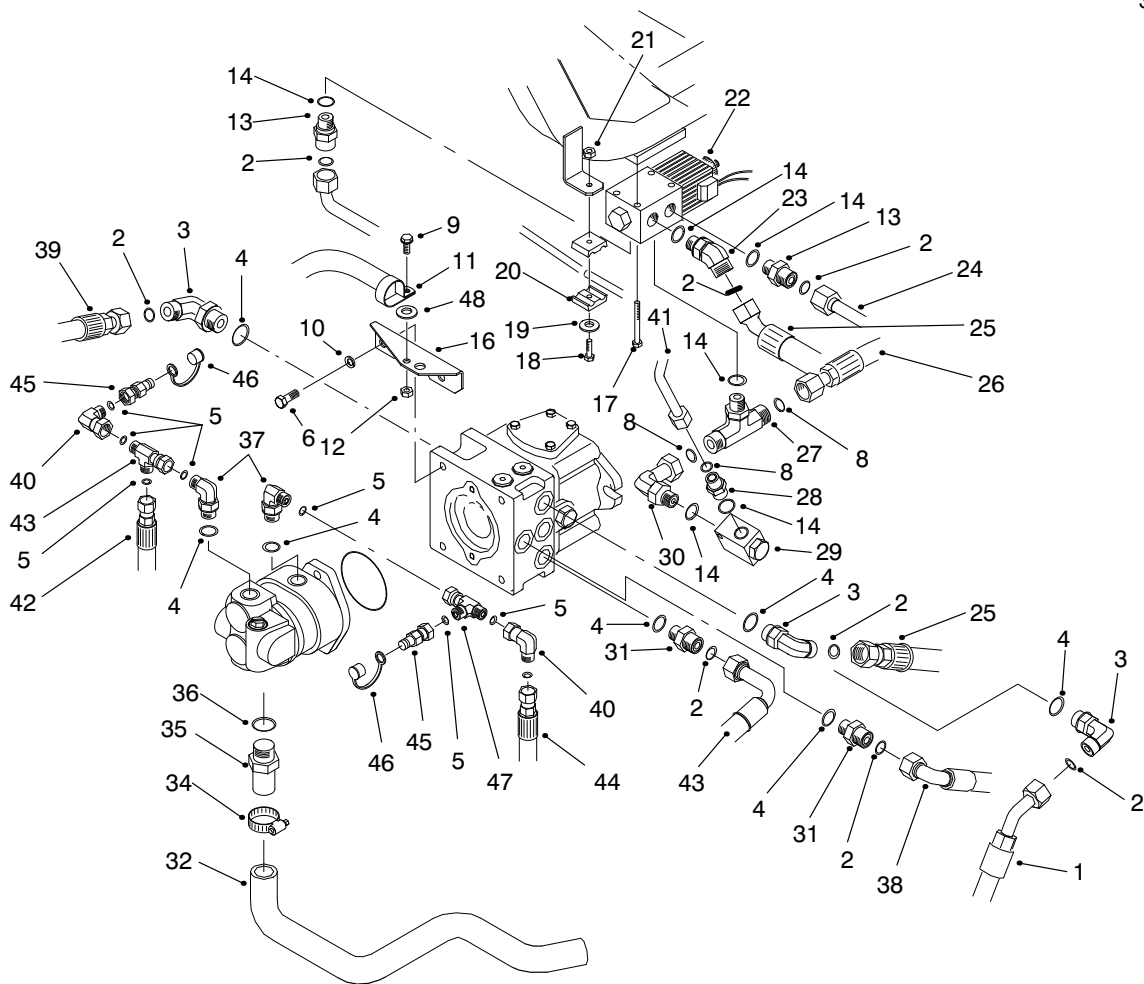


T-1497-1

TRACTION PUMP ASSEMBLY NO. 86-5590

Ref. No.	Part No.	Description	No. Used
1	92-1354	Cap - End	1
2	92-1355	Plug - Special	2
4	75-0240	O-Ring	2
5	75-0140	Spring - Conical	2
6	84-0550	Ring - Retaining	2
7	92-1356	Valve - Screw 415 BAR	2
8	84-0480	Poppet - Charge Relief	1
9	84-0490	Spring - Compression	1
10	92-1353	Shim	1
11	28-3570	O-Ring	1
12	84-0500	Assy. - Charge Relief Plug	1
13	75-0500	Bearing - Needle	1
14	84-0210	Gasket - End Cap	1
15	75-0480	Pin	2
16	84-0460	Screw	8
17	84-0440	Cover - Trunnion	2
18	84-0430	O-Ring	4
19	84-0270	Spacer - Trunnion	4
20	84-0570	Shim - Trunnion Kit	4
21	84-0260	Bearing - Roller	4
22	353-551	Plug Assembly (Incl. Ref. #23)	3

Ref. No.	Part No.	Description	No. Used
23	237-80	O-Ring	3
24	84-0360	Washer	8
25	84-0330	Screw - Cap Hex. Hd.	8
26	84-0300	Shaft - Pump	1
27	84-0310	Bearing - Ball	1
28	84-0320	Ring - Retaining	1
29	84-0400	Seal - Lip	1
30	84-0410	Carrier - Seal	1
31	28-3520	O-Ring	1
32	84-0380	Ring - Retaining Internal	2
33	84-0240	Housing - Pump	1
34	84-0470	Seal - Lip	2
35	84-0450	Cover - Trunnion	1
36	84-0250	Swash Plate - Variable	1
37	75-0400	Plate - Thrust	1
38	75-0470	Kit - Cylinder Block	1
39	84-0280	Plate - Valve R.H.	1
40	75-0510	Pin	1
41	92-1358	Coupling	1
42	92-1352	Plug	3
43	92-1357	Pin	1

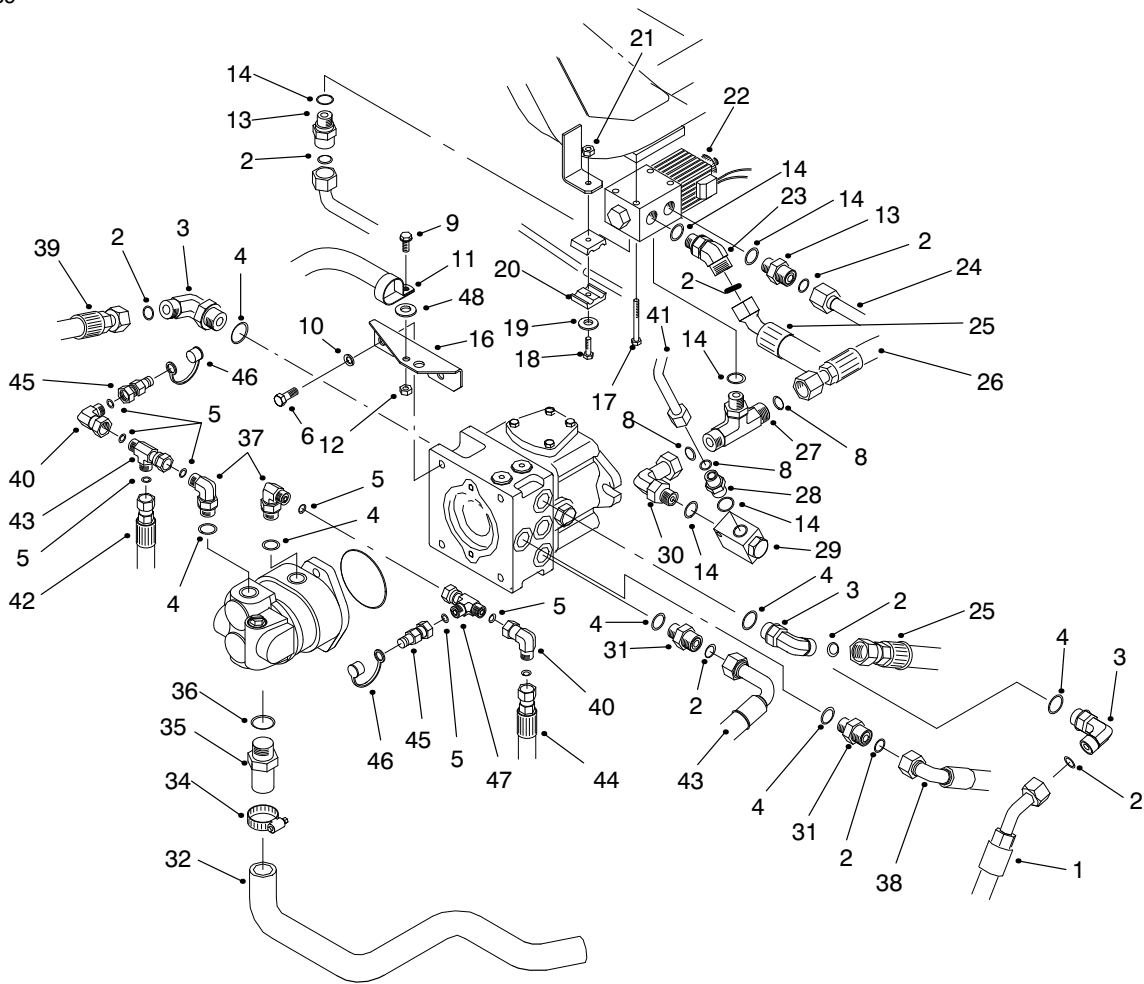


T-1498-3

HYDRAULIC PUMP FITTINGS ASSEMBLY

Ref. No.	Part No.	Description	No. Used	Ref. No.	Part No.	Description	No. Used
1	92-5841	Hose Assembly – Traction	1	23	340-55	Fitting – Hydraulic 45° (Incl. Ref. #2 & 14) (Model 30455 Only)	1
2	237-65	O-Ring	8	24	86-2770	Assembly – Tube, Traction (Model 30455 Only)	1
3	340-17	Fitting – Hydraulic 90° (Incl. Ref. #2 & 4)	2	25	92-5828	Assembly – Hose (Model 30455 Only)	1
4	237-80	O-Ring	6	26	86-2710	Assembly – Hose, Rear (Model 30455 Only)	1
5	237-22	O-Ring	7	27	340-157	Fitting – Tee (Incl. Ref. #8 & 14) (Model 30455 Only)	1
6	324-4	Screw – Cap Hex. Hd.	2	28	340-4	Fitting – Hydraulic (Incl. Ref. #8 & 14) (Model 30455 Only)	1
8	237-30	O-Ring	3	29	84-0720	Valve – Velocity (Model 30455 Only)	1
9	322-5	Screw – Cap Hex. Hd.	1	30	340-165	Fitting – Hydraulic (Incl. Ref. #14) (Model 30455 Only)	1
10	3253-6	Washer – Lock	2	31	340-7	Fitting – Hydraulic (Incl. Ref. #2 & 4)	2
11	2412-104	Clamp – R	1	32	86-2800	Hose – Suction	1
12	32128-20	Nut – Lock, Flange Head	1	34	2412-34	Clamp – Hose	1
13	340-155	Fitting – Hydraulic 90° (Incl. Ref. #2 & 14) (Model 30455 Only)	2	35	95-4356	Fitting – Hydraulic (Incl. Ref. #36)	1
14	237-79	O-Ring (Model 30455 Only)	6	36	237-146	O-Ring	1
16	88-1290	Bracket – Rod, Seat	1				
17	321-15	Screw – Cap Hex. Hd. (Model 30455 Only)	2				
18	322-6	Screw – Cap Hex. Hd.	1				
19	3256-71	Washer – Flat	1				
20	56-7973	Clamp	2				
21	3296-47	Nut – Lock	1				
22	76-9970	Valve – 4 WD (Model 30455 Only)	1				

*Not Illustrated



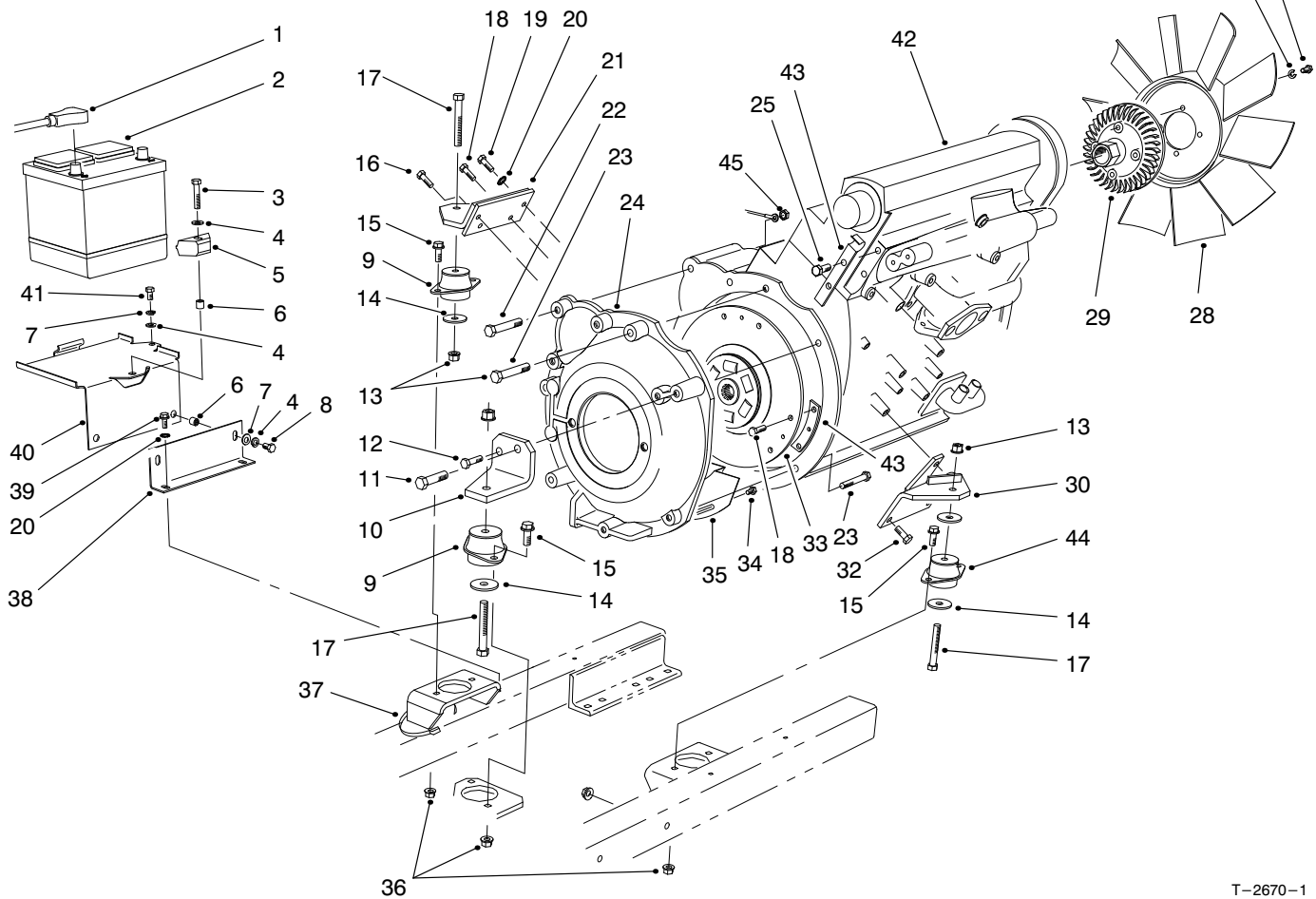
T-1498-3

HYDRAULIC PUMP FITTINGS ASSEMBLY

Ref. No.	Part No.	Description	No. Used
37	340-18	Fitting - Hydraulic 90° (Incl. Ref. #4 & 5)	2
38	86-5500	Assembly - Hose	1
39	86-3150	Assembly - Hose	1
40	340-159	Fitting - Hydraulic 90° (Incl. Ref. #5)	2
41	86-5810	Assembly - Tube (Model 30455 Only)	1

Ref. No.	Part No.	Description	No. Used
42	86-5570	Hose Assembly	1
43	92-5830	Assembly - Hose	1
44	95-4354	Hose Assembly	1
45	86-5480	Fitting - Diagnostic	2
46	354-79	Cap - Fitting	2
47	340-115	Fitting - Hydraulic Tee (Incl. Ref. #5)	2
48	80-7730	Spacer	1

*Not Illustrated



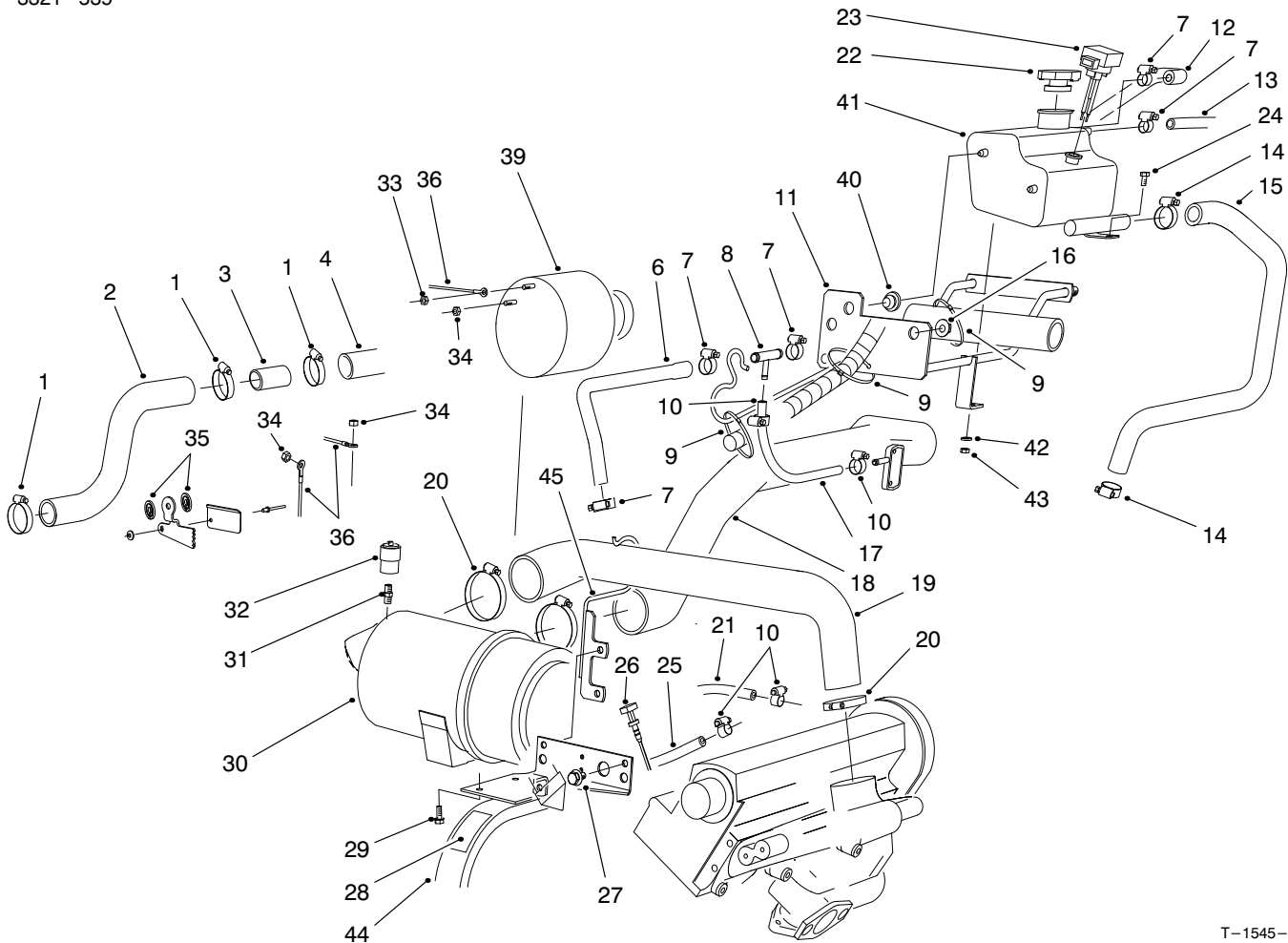
T-2670-1

ENGINE & BATTERY INSTALLATION ASSEMBLY

Ref. No.	Part No.	Description	No. Used
1	74-9080	Cable - Battery Pos.	1
*	74-9090	Cable - Battery Neg.	1
†2		Battery	1
3	323-9	Screw - Cap Hex. Hd.	1
4	3256-24	Washer - Flat	4
5	66-2490	Clamp - Battery	1
6	32148-10	Insert - Threaded	3
7	3253-21	Washer - Lock	3
8	323-33	Screw - Cap Hex. Hd.	2
9	53-9681	Mount - Rubber, Engine	2
10	74-5470	Mount - Engine	1
11	48-7840	Screw - Cap Hex. Hd.	1
12	48-9470	Screw - Cap Hex. Hd.	1
13	32128-37	Nut - Lock, Flange Hd.	3
14	87-5100	Washer - Flat	4
15	3234-11	Screw	6
16	48-9460	Screw - Cap Hex. Hd.	1
17	324-12	Screw - Cap Hex. Hd.	3
18	48-7700	Screw - Cap Hex. Hd.	8
19	48-7730	Screw - Cap Hex. Hd.	1
20	3255-8	Washer - Lock, Ext. Tooth	2
21	76-4120	Mount - Engine	1
22	48-7810	Screw - Cap Hex. Hd.	3
23	48-7570	Screw - Cap Hex. Hd.	3

Ref. No.	Part No.	Description	No. Used
24	84-0760	Adapter - Pump to Engine	1
25	93-5398	Screw - Cap Hex. Hd.	2
26	3253-4	Washer - Lock	4
27	322-3	Screw - Cap Hex. Hd.	4
28	74-3650	Fan	1
29	74-5520	Clutch - Fan	1
30	76-4220	Mount - Engine	1
32	48-7780	Screw - Cap Hex. Hd.	3
33	84-1440	Plate - Adapter	1
34	48-7610	Screw - Cap Hex. Hd.	3
35	77-3600	Shield - Adapter (Furnished with engine)	1
36	3290-357	Nut - Lock	6
37	3290-378	Tie - Cable	1
38	76-4310	Support - Base, Battery	1
39	32144-11	Screw - Hex. Washer Hd.	2
40	14-0949	Battery Base Assembly (Incl. Ref. #6)	1
41	323-4	Screw - Cap Hex. Hd.	1
42	93-4233	Engine Assembly	1
43	94-5615	Bracket - Return Hose	1
44	53-9682	Mount - Rubber, Engine	1
45	48-7930	Nut - Hex.	1

*Not Illustrated
†Obtain Locally



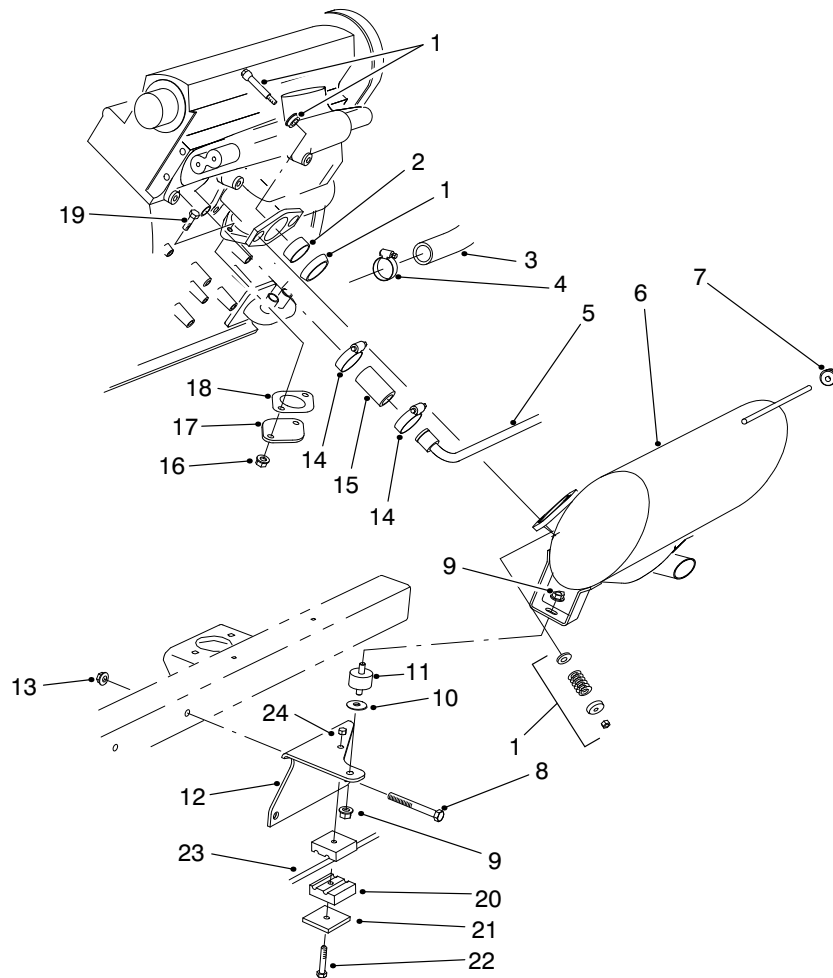
T-1545-3

ENGINE PLUMBING ASSEMBLY

Ref. No.	Part No.	Description	No. Used
1	2412-3	Clamp - Hose	3
2	94-1418	Hose - Radiator, Upper	1
3	93-7594	Spacer - Tubular	1
4	93-7221	Hose - Radiator, Upper	1
6	94-2630	Hose - Return	1
7	2412-36	Clamp - Hose	5
8	93-4207	Fitting - Hose Tee	1
9	3290-378	Tie - Cable	2
10	2412-108	Clamp - Hose	4
11	93-7229	Degassing Support Asm.	1
12	93-7788	Hose - Return	1
13	94-5625	Hose - Radiator, Overflow	1
14	2412-129	Clamp - Hose	2
15	94-5604	Hose - Overflow	1
16	3290-357	Nut - Flange	3
17	63-7622	Hose - Fuel Line	1
18	93-7224	Hose - Intake	1
19	93-7223	Hose - Air Cleaner	1
20	2412-125	Clamp - Hose	3
21	63-7627	Hose - Fuel	1
†22	94-2800	Cap - Radiator	1

Ref. No.	Part No.	Description	No. Used
†23	94-9984	Sensor - Water Level	1
24	33105-020	Screw - Hex. Hd. Flange	1
25	63-7622	Hose - Fuel	1
†26	93-9175	Dipstick	1
27	3234-11	Screw - Flange	3
28	83-9150	Decal - Starting Fluid	1
29	33104-016	Screw - Hex. Hd. Flange	2
30	93-7485	Filter Assembly	1
31	94-1416	Adapter Assembly	1
32	93-9164	Service Indicator	1
33	48-7930	Nut - Hex.	1
34	48-7880	Nut - Hex.	3
35	86-2990	Mount - Throttle Cable	2
36	94-5623	Wire Harness - Main	1
39	94-3252	Alternator	1
†40	94-2801	Grommet - Rubber	2
†41	94-9983	Box - Degassing	1
42	33093-00	Washer - Flat	1
43	33023-00	Nut - Lock, Nylon Insert	1
44	93-7236	Bracket - Support	1
45	94-8003	Support - Air Cleaner Hose	1

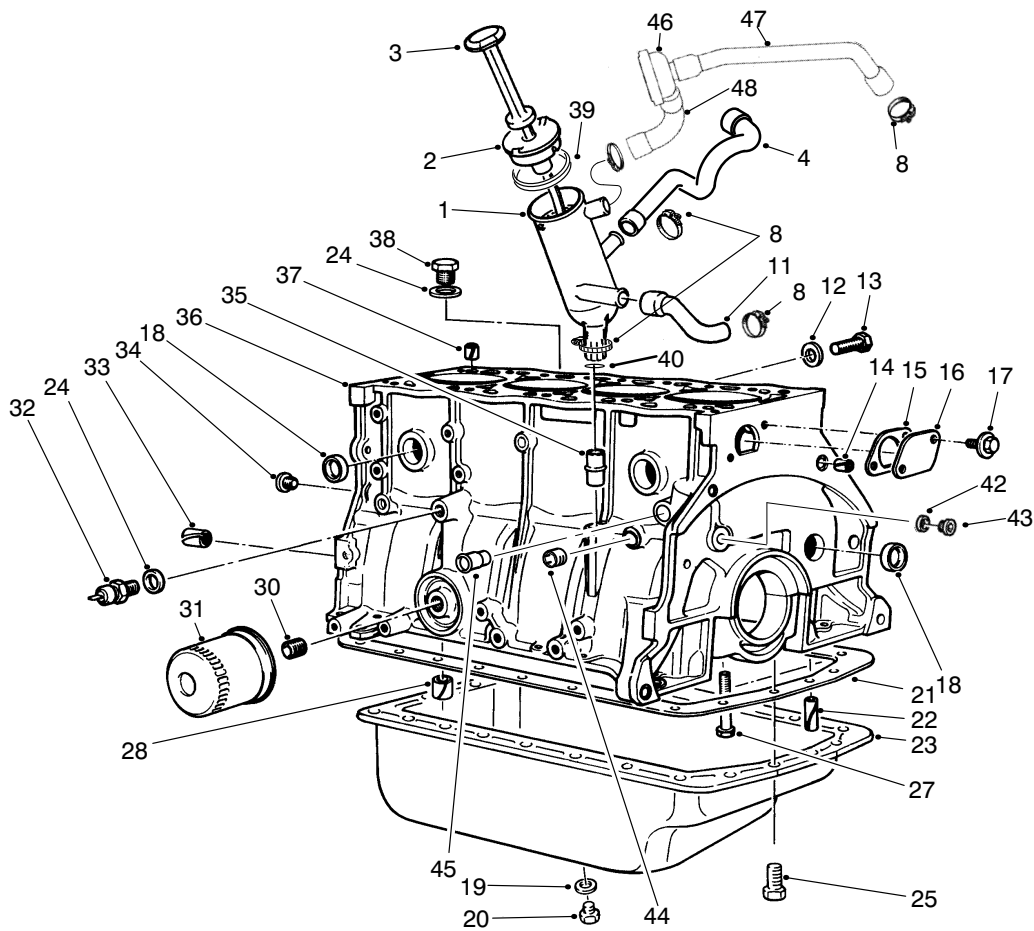
† Furnished with engine.



T-1544-2

MUFFLER & AIR CLEANER INSTALLATION ASSEMBLY

Ref. No.	Part No.	Description	No. Used	Ref. No.	Part No.	Description	No. Used
†1	94-2814	Kit - Exhaust Coupler	1	13	32128-19	Nut - Lock, Flange	2
†2	94-2815	Sleeve - Exhaust Flange	1	14	2412-129	Clamp - Hose	4
3	74-6020	Hose - Radiator, Lower	1	15	74-6490	Hose - Water Line	2
4	2412-3	Clamp - Hose	1	16	33004-00	Nut - Hex. Flange	2
5	92-7381	Tube - Water, Return	1	17	92-7382	Cover - Manifold	1
6	94-8012	Muffler Assembly	1	18	77-3700	Gasket - Muffler, Exhaust	1
7	94-2812	Grommet	1	19	33104-020	Screw - Hex. Hd. Flange	2
8	323-20	Screw - Cap Hex. Hd.	2	20	56-7971	Clamp - Tube	2
9	32128-20	Nut - Lock, Flange	2	21	69-9761	Plate - Cover	1
10	62-9510	Washer - Brake Lever	1	22	322-9	Screw - Hex. Hd.	1
11	94-5608	Mount - Rubber	1	23	94-8298	Tube Assembly - Oil Cooler	1
12	93-7245	Bracket - Support	1	24	32152-1	Nut - Lock	1



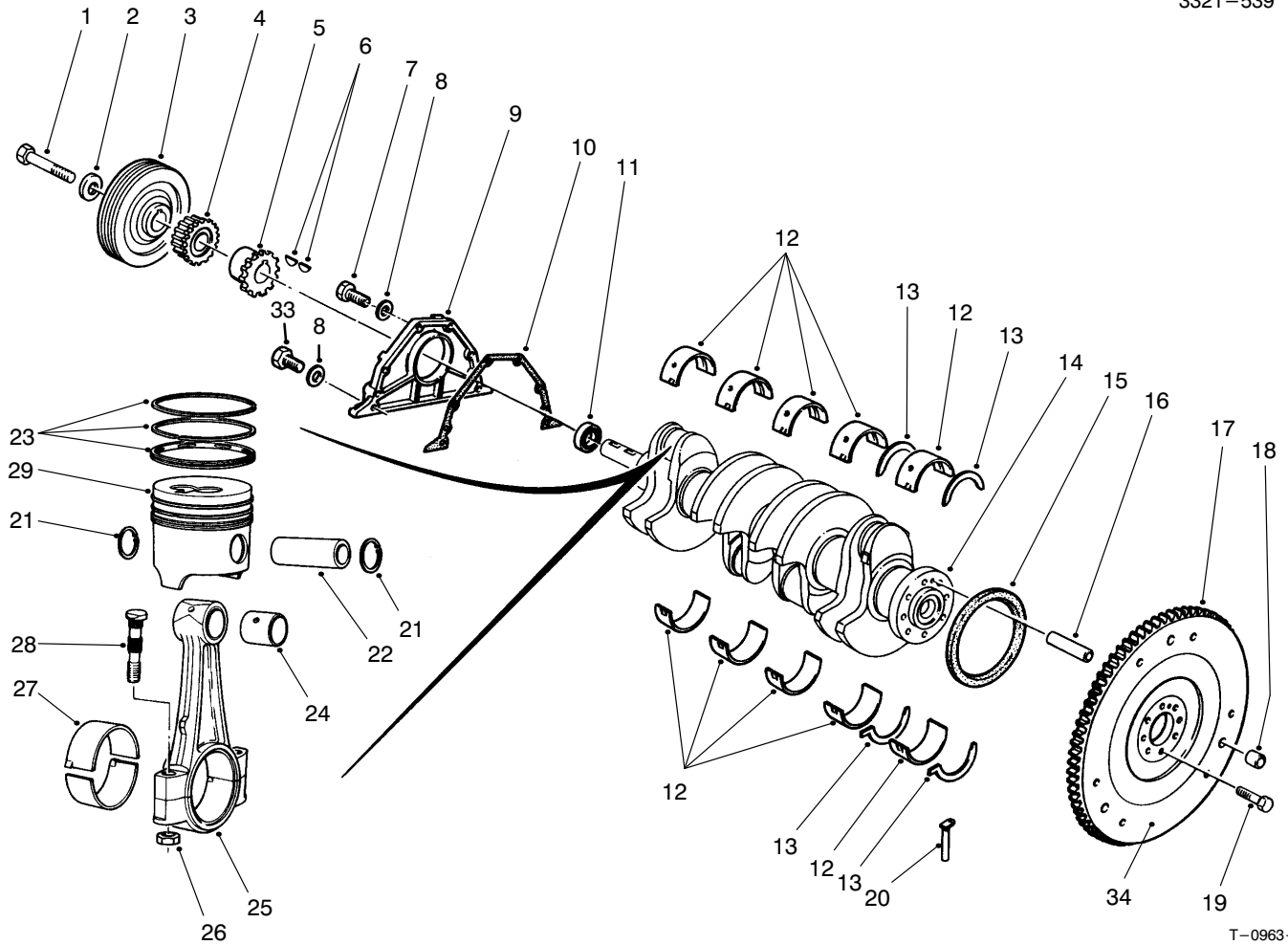
T-2142-1

CRANKCASE ASSEMBLY

Ref. No.	Part No.	Description	No. Used
1	94-3181	Oil Filler (Incl. Ref. 39)	1
2	94-3182	Plug	1
3	93-9175	Dipstick - Oil	1
4	94-3184	Union	1
8	2412-129	Clamp - Hose	8
11	74-7770	Hose - Crankcase	1
12	74-7780	Gasket	1
13	74-7790	Screw	1
14	74-7800	Pin	2
15	74-7810	Gasket - Plate	1
16	74-7820	Plate	1
17	94-3112	Screw - Washer Hd.	2
18	74-7840	Plug - 27 mm Dia.	8
*	94-3108	Plug - 27.5 mm Dia.	8
*	94-3109	Plug - 28.5 mm Dia.	9
19	74-7320	Gasket	1
20	74-7310	Plug - Threaded	1
21	74-7380	Gasket - Oil Pan	1
22	94-3111	Pin - Groove	2
23	74-7300	Pan - Oil	1
24	74-7850	Gasket	2
25	74-7330	Screw - Cap Hex. Hd.	23
26	77-3790	Plug - Drain	1

Ref. No.	Part No.	Description	No. Used
27	74-7930	Screw - Bearing Cap	10
28	74-7940	Bushing - Spring	1
29	74-7950	Screw - Plate	6
30	74-7960	Stud - Filter	1
31	74-7970	Filter - Oil	1
32	94-3180	Switch - Pressure	1
33	74-7990	Pin - Spring	4
34	74-8000	Plug	2
35	74-8010	Guide - Dipstick	1
36	94-3100	Short Block Assembly (Incl. Pistons next page)	1
37	74-8030	Pin - Spring	1
38	74-8040	Plug - Drain	1
39	94-3183	Gasket	1
40	94-3186	O-Ring	1
42	94-3106	Gasket	2
43	94-3104	Plug - Threaded	2
44	94-3103	Plug - Threaded	1
45	94-3110	Stud	1
46	74-5760	PCV Valve	1
47	94-3192	Union	1
48	94-3191	Union	1
*	74-7860	Gasket Set (Without Head Gasket)	1

*Not Illustrated



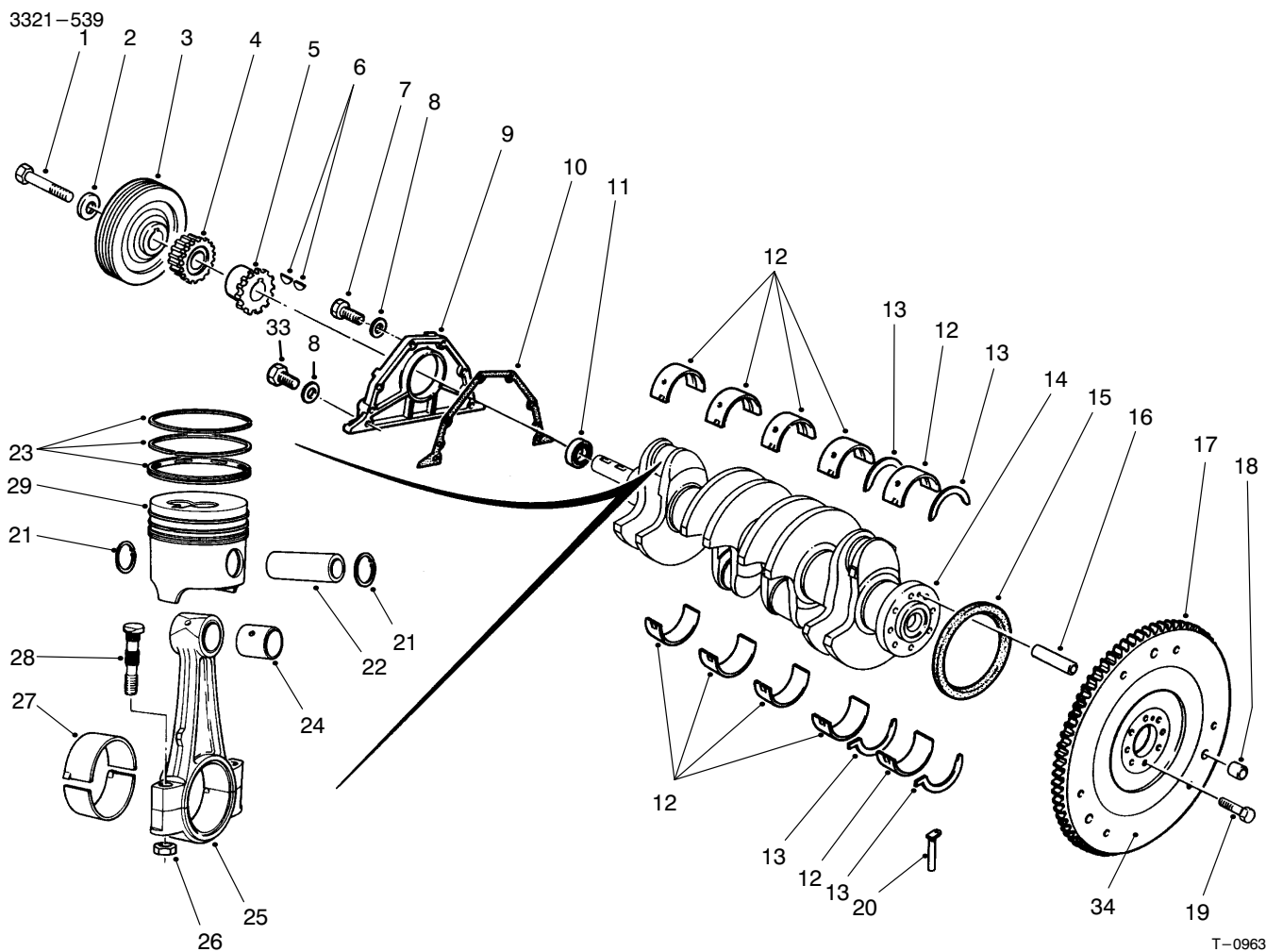
T-0963-1

CRANKSHAFT ASSEMBLY

Ref. No.	Part No.	Description	No. Used
1	94-3145	Screw - Cap Hex. Hd.	1
2	74-8080	Washer	1
3	94-3144	Pulley	1
4	74-8100	Gear - Pinion	1
5	74-8110	Sprocket - Oil Pump	1
6	74-8120	Key - Woodruff	2
7	94-3150	Screw - Cap Hex. Hd.	4
8	94-3151	Washer	6
9	74-8140	Cover	1
10	74-8150	Gasket - Cover	1
11	94-3148	Seal - Shaft	1
12	74-8170	Bearing Set (Std.) Set of 10 Half Bearings	1
*	74-8180	Bearing Set (.30mm OS) Set of 10 Half Bearings	1
13	94-3141	Thrust Bearing Set (Std.)	2
*	74-8200	Thrust Bearing Set (.10mm OS)	2
*	74-8210	Thrust Bearing Set (.15mm OS)	2
*	74-8220	Thrust Bearing Set (.20mm OS)	2
14	74-8230	Crankshaft	1

Ref. No.	Part No.	Description	No. Used
15	74-8240	Seal	1
16	74-7990	Pin	1
17	94-3149	Gear - Flywheel	1
18	74-8270	Pin	3
19	74-8280	Screw - Cap Hex. Hd.	8
20	74-8290	Seal - #1 Bearing Cap	2
21	74-8300	Clip - Piston Pin	8
22	74-8310	Pin - Piston	4
23	94-3158	Piston Ring Set Std.	4
*	74-8320	Piston Ring Set - 0.20 mm	4
*	74-8330	Piston Ring Set - 0.50 mm	4
*	74-8340	Piston Ring Set - 0.80 mm	4
24	98-9965	Bushing - Sleeve	4
25	74-8360	Rod - Connecting, Set of 4 (Incl. Ref. #24)	1
26		Nut - Hex.	8
27	74-8380	Bearing - Connecting Rod (Std.) Set of 8 Half Bearings	1
*	74-8390	Bearing - Connecting Rod (49.7mm ID) Set of 8 Half Bearings	1
28	74-8400	Bolt - Connecting Rod (Incl. Ref. #26)	8

*Not Illustrated



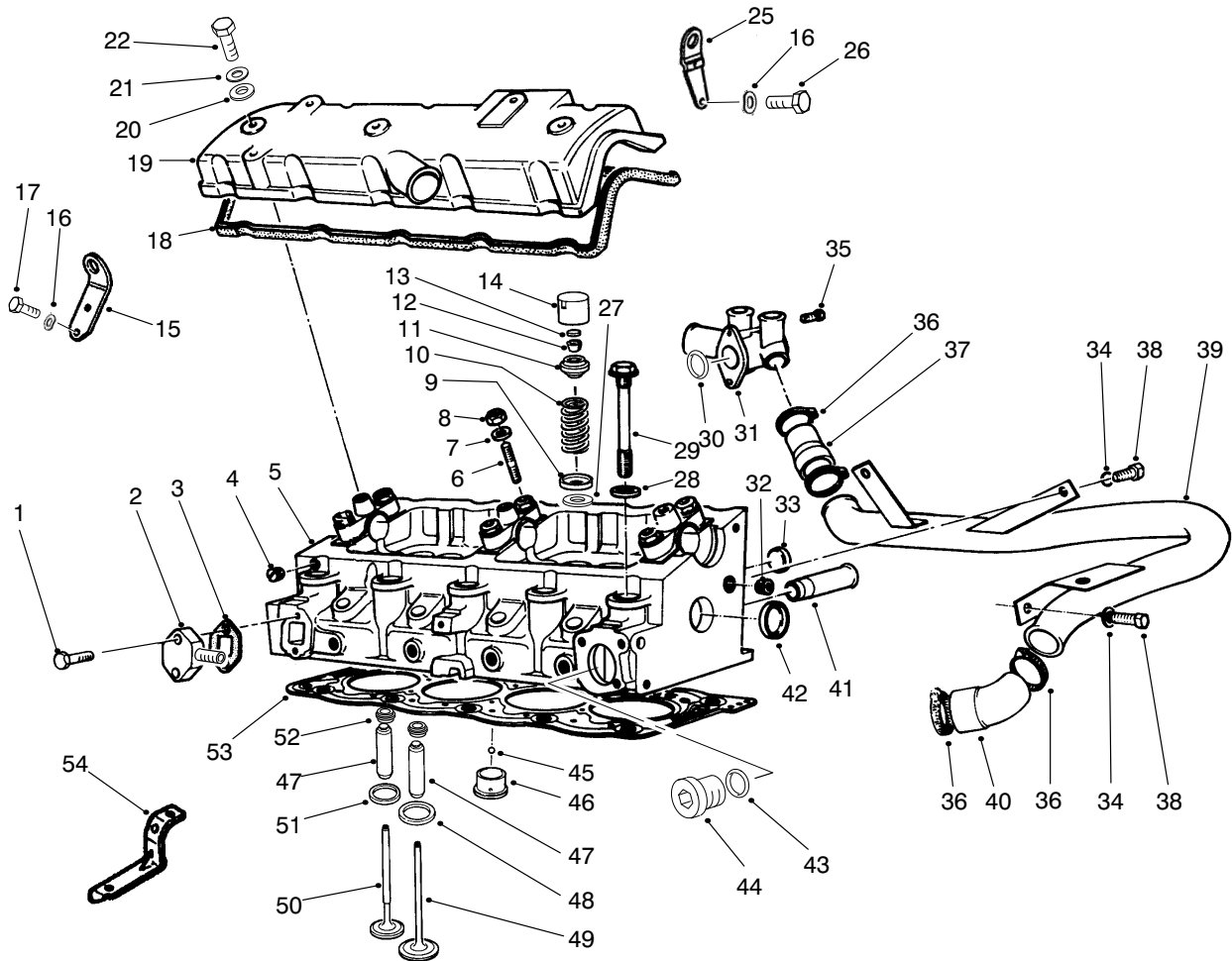
T-0963-1

CRANKSHAFT ASSEMBLY (Continued)

Ref. No.	Part No.	Description	No. Used
29	94-3157	Piston Set - Std. (Incl. Ref. #21-23)	1
29	74-8420	Piston Set - Stage #1 (83.13mm OD) (Incl. Ref. #21-23)	1
*	74-8430	Piston Set - Stage #2 (83.43mm OD) (Incl. Ref. #21-23)	1
*	74-8440	Piston Set - Stage #3 (83.73mm OD) (Incl. Ref. #21-23)	1

Ref. No.	Part No.	Description	No. Used
33	94-3152	Screw - Cap Hex. Hd.	2
34	74-8260	Flywheel	1

*Not Illustrated

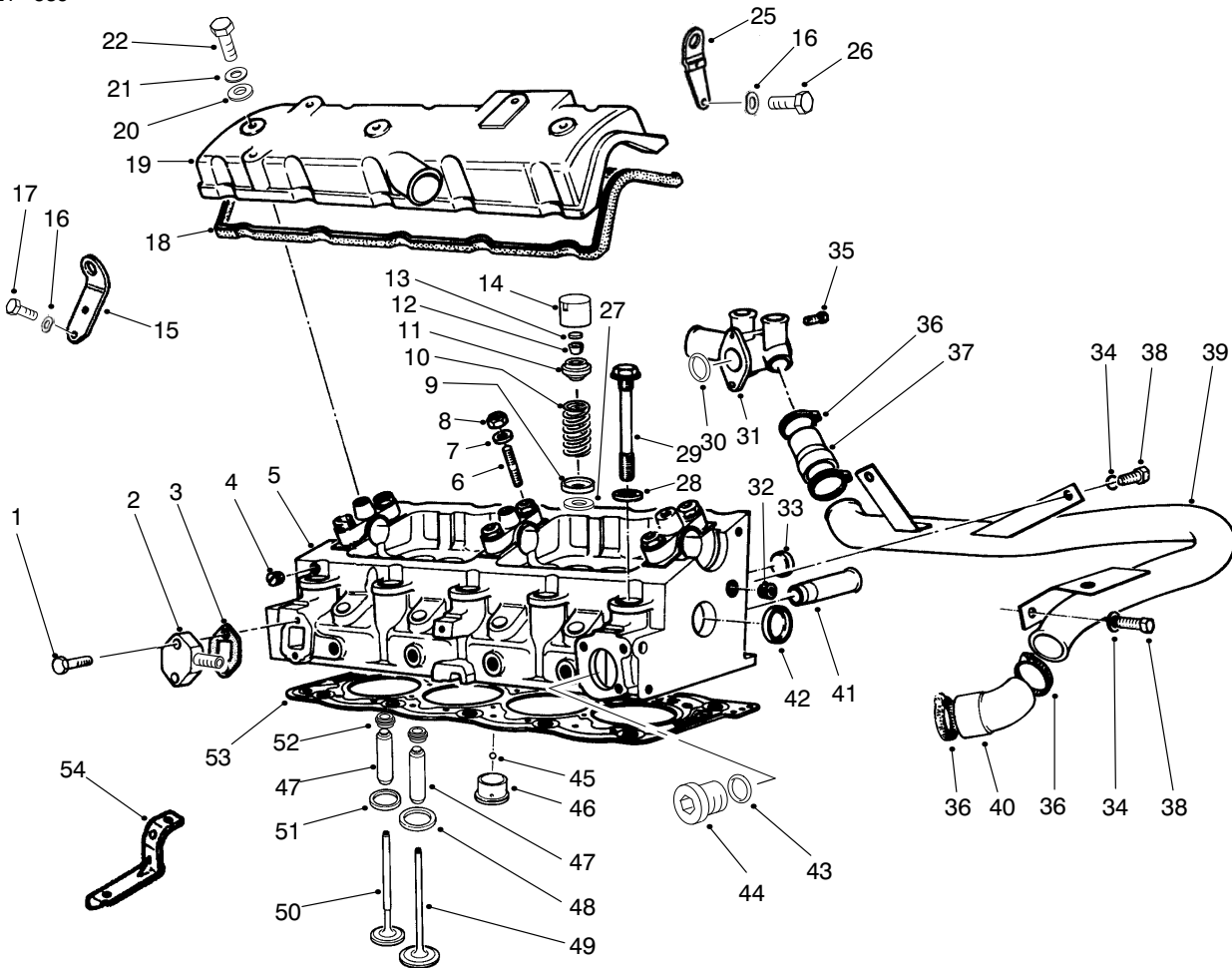


T-2148-5

CYLINDER HEAD ASSEMBLY

Ref. No.	Part No.	Description	No. Used	Ref. No.	Part No.	Description	No. Used
1	94-3123	Screw - Cap Hex. Hd.	2	13	74-6720	Insert - Valve (2.400mm)	8
2	94-3117	Plate	1	*	74-6730	Insert - Valve (2.425mm)	8
3	94-3116	Gasket	1	*	74-6740	Insert - Valve (2.450mm)	8
4	74-7600	Plug	4	*	74-6750	Insert - Valve (2.475mm)	8
5	94-3113	Cylinder Head Assembly	1	*	74-6760	Insert - Valve (2.500mm)	8
6	76-5130	Stud	6	*	74-6770	Insert - Valve (2.525mm)	8
7	74-8900	Washer - Flat	6	*	74-6780	Insert - Valve (2.550mm)	8
8	94-3115	Nut - Lock	6	*	74-6790	Insert - Valve (2.575mm)	8
9	74-6570	Cup - Lower Valve Spring	8	*	74-6800	Insert - Valve (2.600mm)	8
10	74-6560	Spring - Valve	8	*	74-6810	Insert - Valve (2.625mm)	8
11	74-6550	Cup - Upper Valve Spring	8	*	74-6820	Insert - Valve (2.650mm)	8
12	74-7240	Collar - Split	16	*	74-6830	Insert - Valve (2.675mm)	8
13	74-6580	Insert - Valve (1.650mm)	8	*	74-6840	Insert - Valve (2.700mm)	8
*	74-6590	Insert - Valve (1.725mm)	8	*	74-6850	Insert - Valve (2.725mm)	8
*	74-6600	Insert - Valve (1.800mm)	8	*	74-6860	Insert - Valve (2.750mm)	8
*	74-6610	Insert - Valve (1.900mm)	8	*	74-6870	Insert - Valve (2.775mm)	8
*	74-6620	Insert - Valve (1.975mm)	8	*	74-6880	Insert - Valve (2.800mm)	8
*	74-6630	Insert - Valve (2.050mm)	8	*	74-6890	Insert - Valve (2.825mm)	8
*	74-6640	Insert - Valve (2.125mm)	8	*	74-6900	Insert - Valve (2.850mm)	8
*	74-6650	Insert - Valve (2.225mm)	8	*	74-6910	Insert - Valve (2.875mm)	8
*	74-6660	Insert - Valve (2.250mm)	8	*	74-6920	Insert - Valve (2.900mm)	8
*	74-6670	Insert - Valve (2.275mm)	8	*	74-6930	Insert - Valve (2.925mm)	8
*	74-6680	Insert - Valve (2.300mm)	8	*	74-6940	Insert - Valve (2.950mm)	8
*	74-6690	Insert - Valve (2.325mm)	8	*	74-6950	Insert - Valve (2.975mm)	8
*	74-6700	Insert - Valve (2.350mm)	8	*	74-6960	Insert - Valve (3.000mm)	8
*	74-6710	Insert - Valve (2.375mm)	8	*	74-6970	Insert - Valve (3.025mm)	8

*Not Illustrated



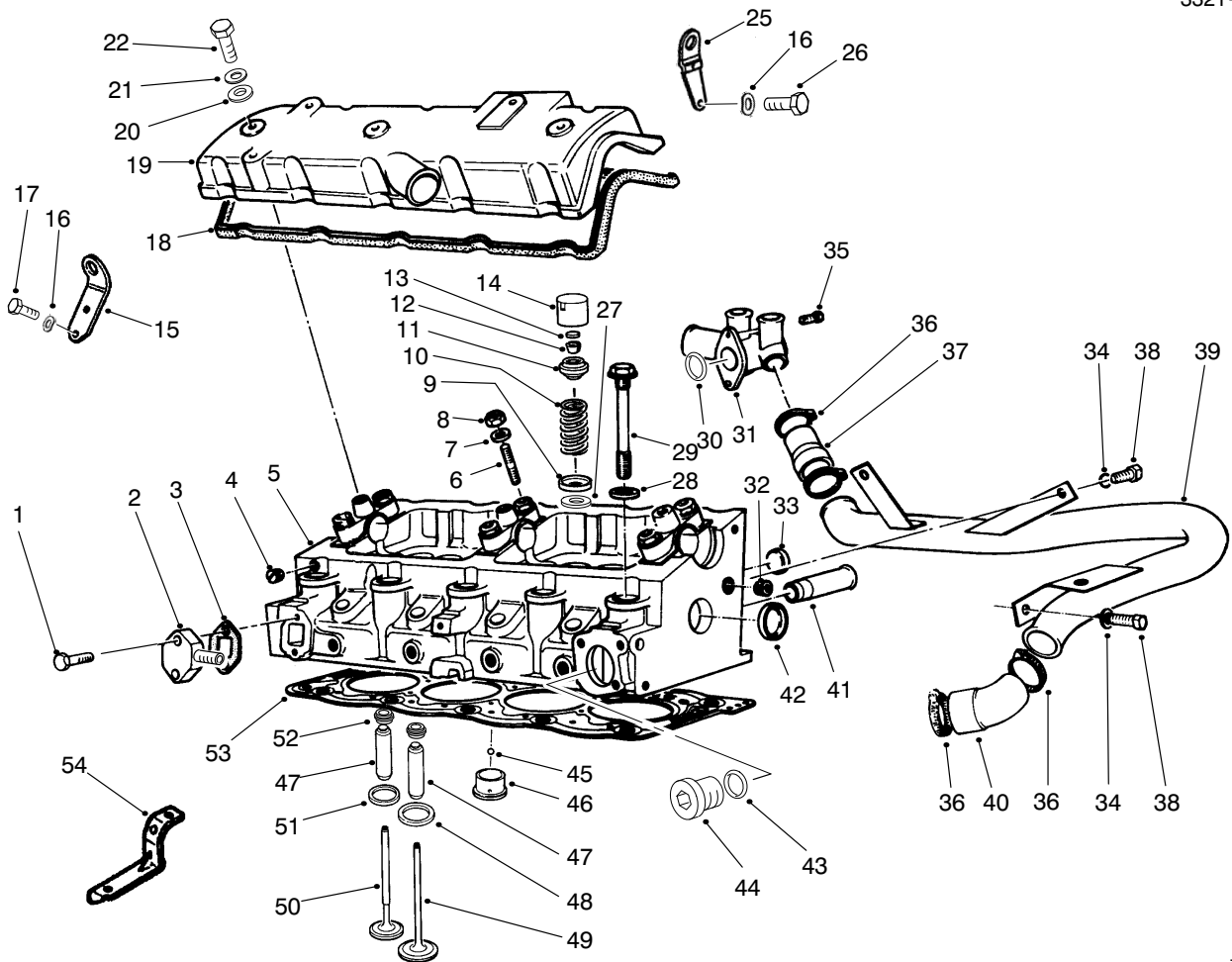
T-2148-5

CYLINDER HEAD ASSEMBLY (Continued)

Ref. No.	Part No.	Description	No. Used
13	74-6980	Insert - Valve (3.050mm)	8
*	74-6990	Insert - Valve (3.075mm)	8
*	74-7000	Insert - Valve (3.100mm)	8
*	74-7010	Insert - Valve (3.125mm)	8
*	74-7020	Insert - Valve (3.150mm)	8
*	74-7030	Insert - Valve (3.175mm)	8
*	74-7040	Insert - Valve (3.200mm)	8
*	74-7050	Insert - Valve (3.225mm)	8
*	74-7060	Insert - Valve (3.250mm)	8
*	74-7070	Insert - Valve (3.275mm)	8
*	74-7080	Insert - Valve (3.300mm)	8
*	74-7090	Insert - Valve (3.325mm)	8
*	74-7100	Insert - Valve (3.350mm)	8
*	74-7110	Insert - Valve (3.375mm)	8
*	74-7120	Insert - Valve (3.400mm)	8
*	74-7130	Insert - Valve (3.425mm)	8
*	74-7140	Insert - Valve (3.450mm)	8
*	74-7150	Insert - Valve (3.475mm)	8
*	74-7160	Insert - Valve (3.500mm)	8
*	74-7170	Insert - Valve (3.550mm)	8
*	74-7180	Insert - Valve (3.625mm)	8
*	74-7190	Insert - Valve (3.700mm)	8
*	74-7200	Insert - Valve (3.775mm)	8
*	74-7210	Insert - Valve (3.850mm)	8
*	74-7220	Insert - Valve (3.925mm)	8
*	74-7230	Insert - Valve (4.000mm)	8

Ref. No.	Part No.	Description	No. Used
14	74-6540	Tappet - Valve	8
15	94-3135	Bracket - Lifting	1
16	74-7560	Washer - Spring	3
17	76-5470	Screw	2
18	74-7630	Gasket - Valve Cover	1
19	74-7640	Cover - Valve	1
20	74-7650	Washer - Flat	3
21	94-3125	Washer	3
22	94-3124	Bolt - Valve Cover	3
25	94-3137	Bracket - Lifting	1
26	94-3139	Screw	1
27	94-3174	Washer	8
28	74-7270	Washer - Flat	10
29	74-7260	Bolt - Head	10
30	94-3197	O-Ring	1
31	94-3196	Inlet - Water	1
32	94-3118	Plug	1
33	74-7840	Plug - 27 mm Dia.	2
*	94-3108	Plug - 27.5 mm Dia.	2
*	94-3109	Plug - 28.5 mm Dia.	2
34	68-9420	Washer - Lock	3
35	94-3198	Screw	2
36	2412-129	Clamp - Hose	4
37	94-3200	Hose - By-Pass	1
38	48-7700	Screw - Cap Hex. Hd.	3
39	94-3199	Pipe - By-Pass	1

*Not Illustrated

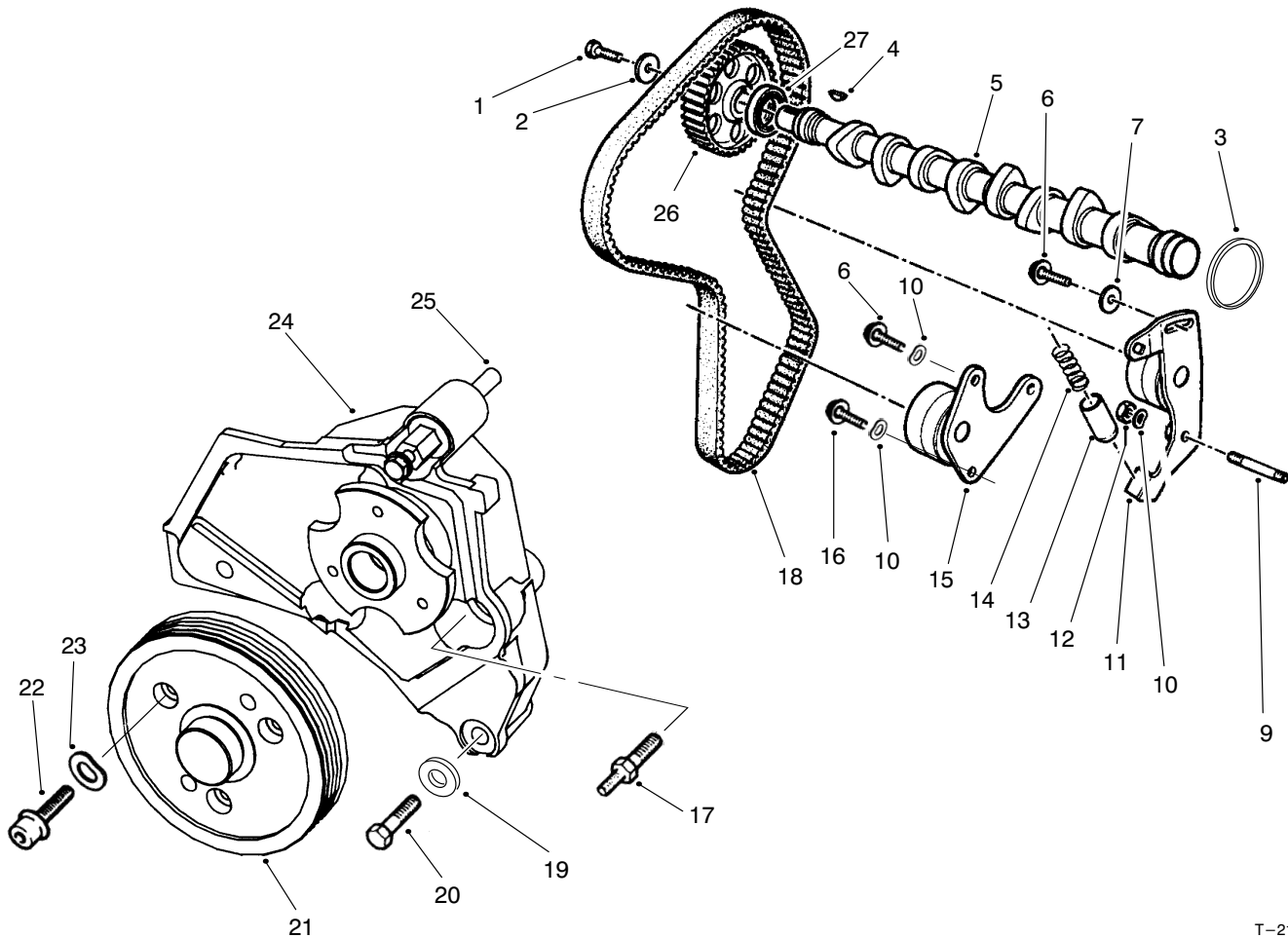


T-2148-5

CYLINDER HEAD ASSEMBLY (Continued)

Ref. No.	Part No.	Description	No. Used	Ref. No.	Part No.	Description	No. Used
40	98-9971	Hose - By-Pass	1	49	74-7480	Valve - Intake	4
41	74-7400	Tube	1	50	92-7794	Valve - Exhaust	4
42	74-7840	Plug	2	51	92-7795	Seat - Exhaust Valve (34.5mm)	4
43	94-3122	Gasket	1	52	92-7791	Seal - Valve	8
44	94-3121	Plug	1	53	94-8132	Gasket - Head (1.48 mm)	1
45	74-7420	Ball	4	*	94-8133	Gasket - Head (1.52 mm)	1
46	74-7430	Chamber - Turbulence (32.45mm)	4	*	94-8134	Gasket - Head (1.58 mm)	1
*	74-7440	Chamber - Turbulence (32.65mm)	4	*	94-8135	Gasket - Head (1.62 mm)	1
47	92-7792	Guide - Valve (14.29mm)	8	54	94-3120	Bracket	1
*	92-7793	Guide - Valve (14.59mm)	8	*	74-7670	Head Bolt & Washer Set (Incl. Ref. #28 & 29)	1
48	74-7450	Seat - Intake Valve (39.3mm)	4	*	94-3119	Kit - Gasket	1
*	74-7460	Seat - Intake Valve (39.5mm)	4	*	94-9965	Asm. - Head, Cylinder (Complete with camshaft, valves & tappets)	1

*Not Illustrated

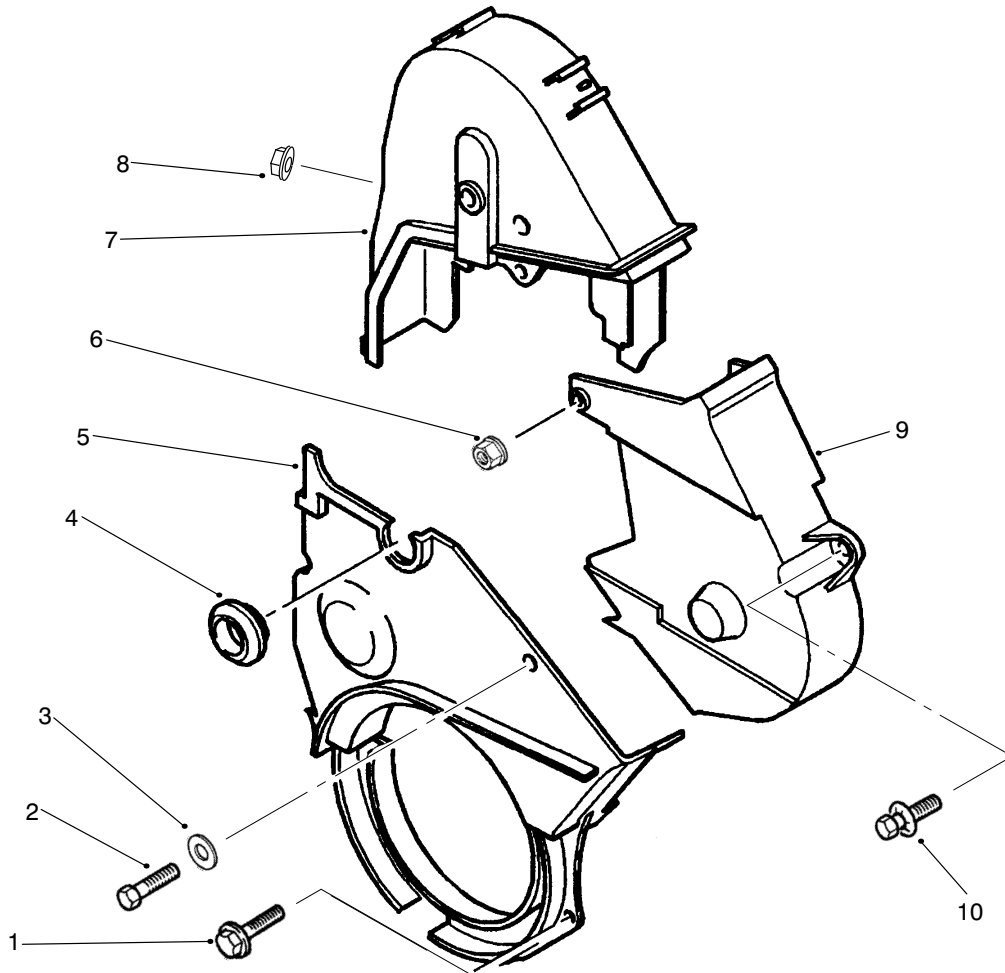


T-2141-2

CAMSHAFT & FAN SUPPORT ASSEMBLY

Ref. No.	Part No.	Description	No. Used
1	98-9968	Screw	2
2	77-3450	Washer	2
3	77-3420	Gasket	1
4	98-9967	Key	1
5	77-3400	Camshaft	1
6	94-3163	Screw	1
7	94-3166	Washer - Flat	1
9	94-3162	Stud	1
10	94-3164	Washer - Spring	4
11	94-3159	Roller Assembly	1
12	94-3165	Nut - Lock	1
13	77-3520	Cup	1
14	77-3510	Spring	1

Ref. No.	Part No.	Description	No. Used
15	94-3160	Roller Assembly	1
16	94-3161	Screw	2
17	94-3170	Screw	1
18	74-8830	Belt	1
19	94-3172	Washer	3
20	94-3171	Screw	2
21	94-3168	Pulley - Fan	1
22	94-3173	Screw	3
23	76-5010	Washer	3
24	94-3167	Bracket - Fan	1
25	94-3169	Screw	1
26	98-9966	Pulley - Camshaft	1
27	94-9994	Gasket	1

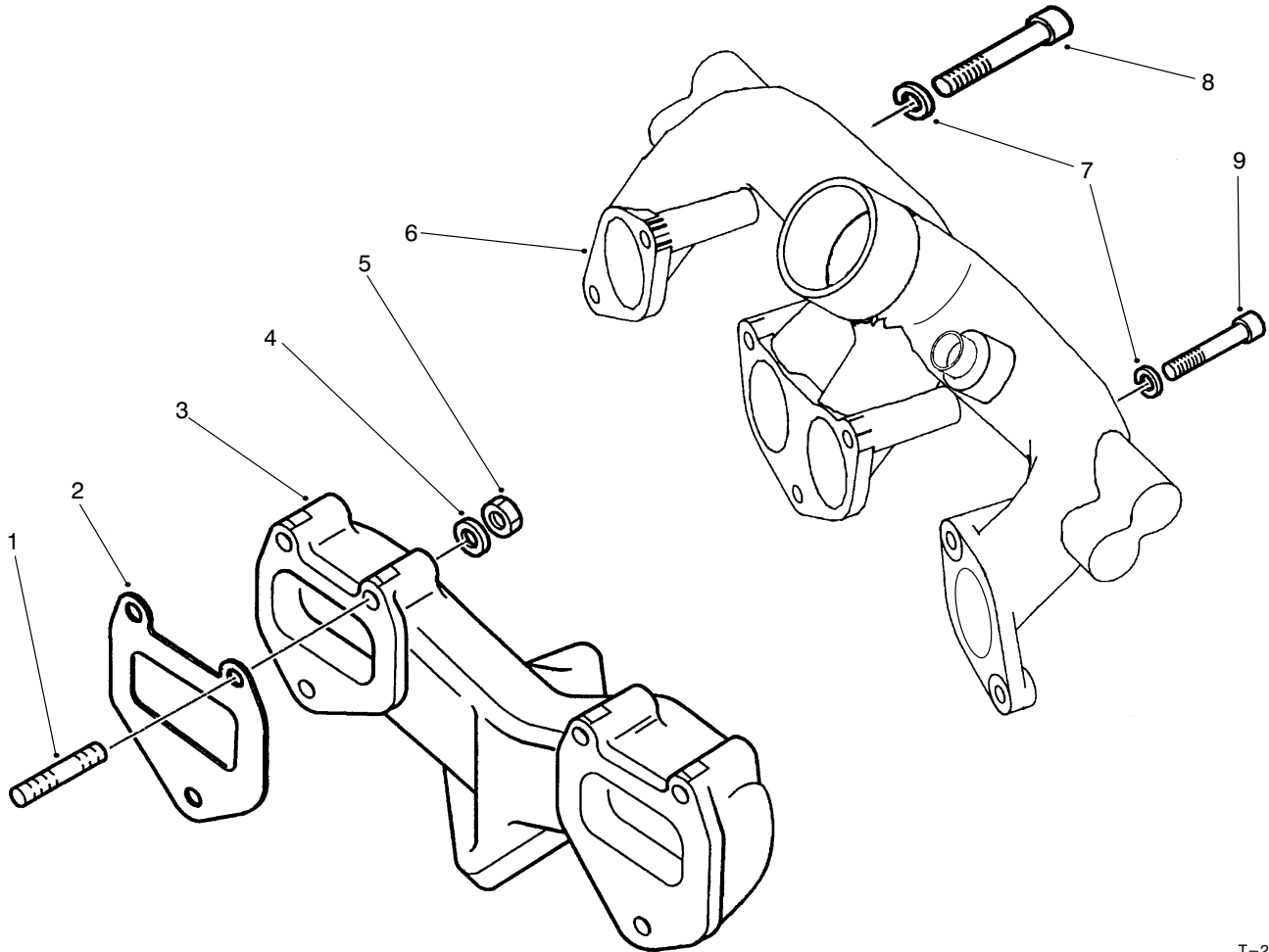


T-2140-1

TIMING COVER

Ref. No.	Part No.	Description	No. Used
1	94-3132	Screw	2
2	94-3130	Screw	1
3	94-3125	Washer - Flat	1
4	94-3129	Plug	1
5	94-3126	Protector - Lower	1

Ref. No.	Part No.	Description	No. Used
6	94-3133	Nut W/Washer	1
7	94-3127	Case - Timing, Left	1
8	94-3134	Nut	1
9	94-3128	Case - Timing, Right	1
10	94-3131	Screw	1



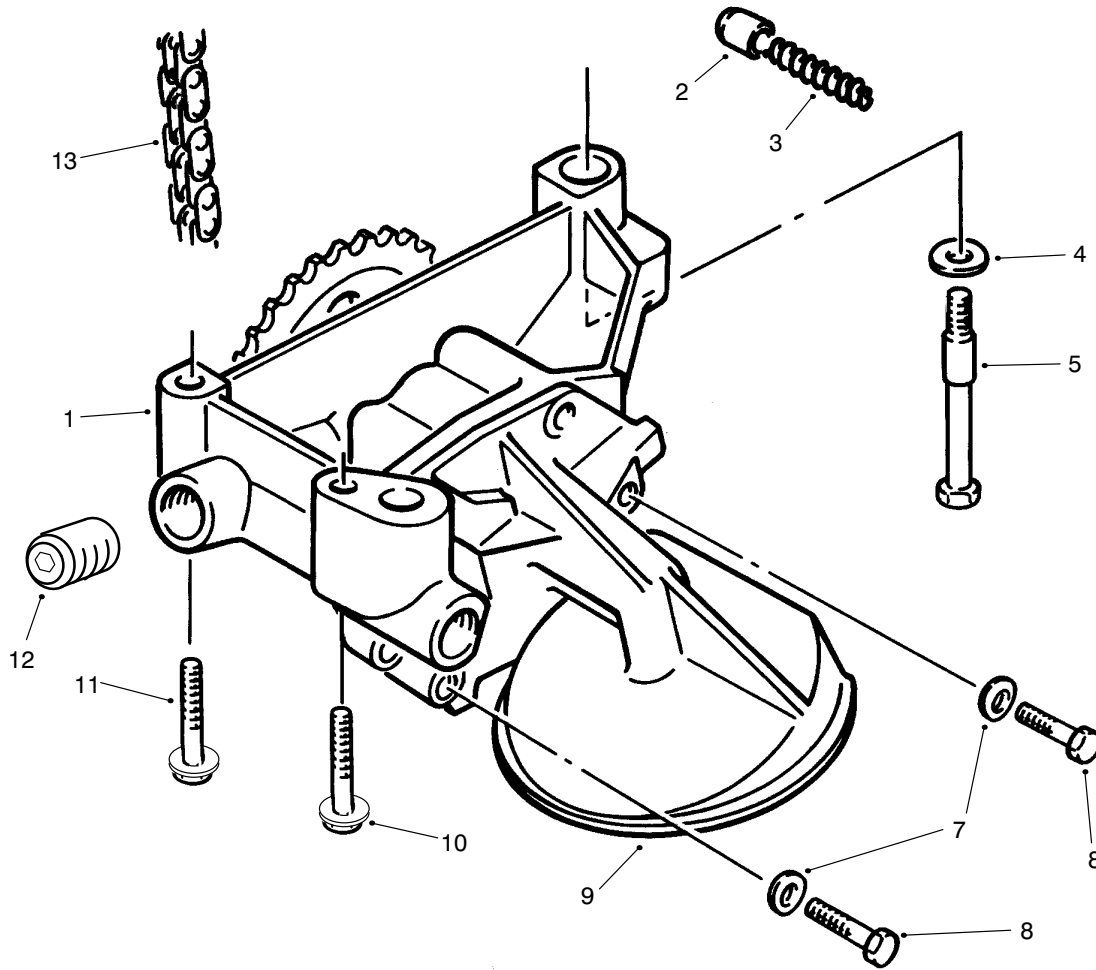
T-2149-2

INTAKE & EXHAUST MANIFOLD ASSEMBLY

Ref. No.	Part No.	Description	No. Used
1	77-3300	Stud	6
2	77-3310	Gasket	2
3	77-3340	Manifold - Exhaust	1
4	68-9420	Washer - Lock	6
5	77-3320	Nut - Hex	6

Ref. No.	Part No.	Description	No. Used
6	94-3215	Manifold - Intake	1
7	94-3164	Washer - Spring	7
8	94-3216	Screw	5
9	94-3217	Screw	4
*	94-3218	Screw	1

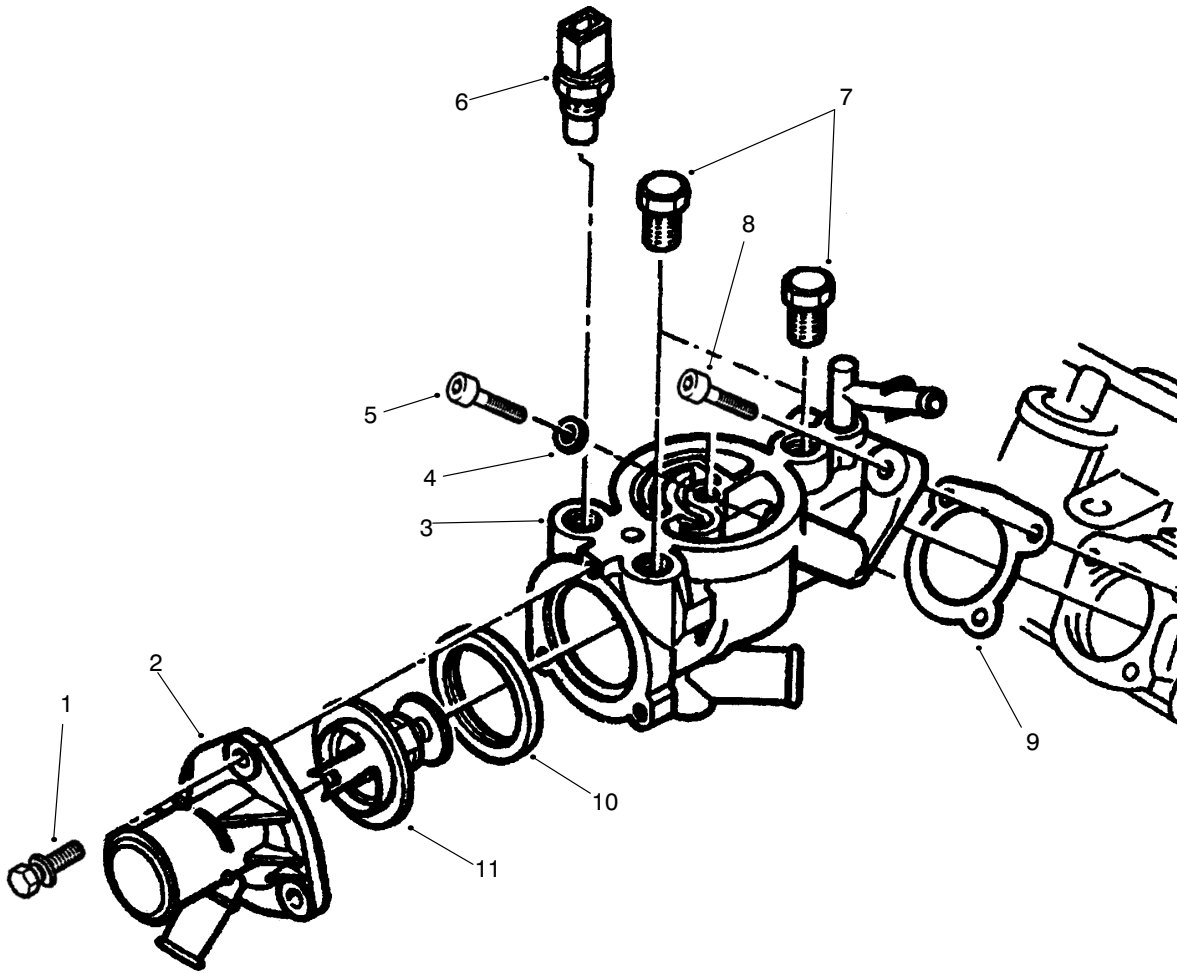
*Not Illustrated



T-0964-1

OIL PUMP ASSEMBLY

Ref. No.	Part No.	Description	No. Used	Ref. No.	Part No.	Description	No. Used
1	76-5070	Oil Pump Assembly	1	8	94-3124	Screw - Cap Hex. Hd.	2
2	94-3176	Gear - Oil Pump	1	9	94-3178	Strainer	1
3	76-5090	Spring - Piston	1	10	77-3470	Screw	1
4	94-3179	Washer - Spring	3	11	77-3490	Screw	1
5	76-5100	Bolt - Shoulder	1	12	94-3177	Plug	2
7	76-5010	Washer - Spring	5	13	76-5170	Chain - Pump Drive	1

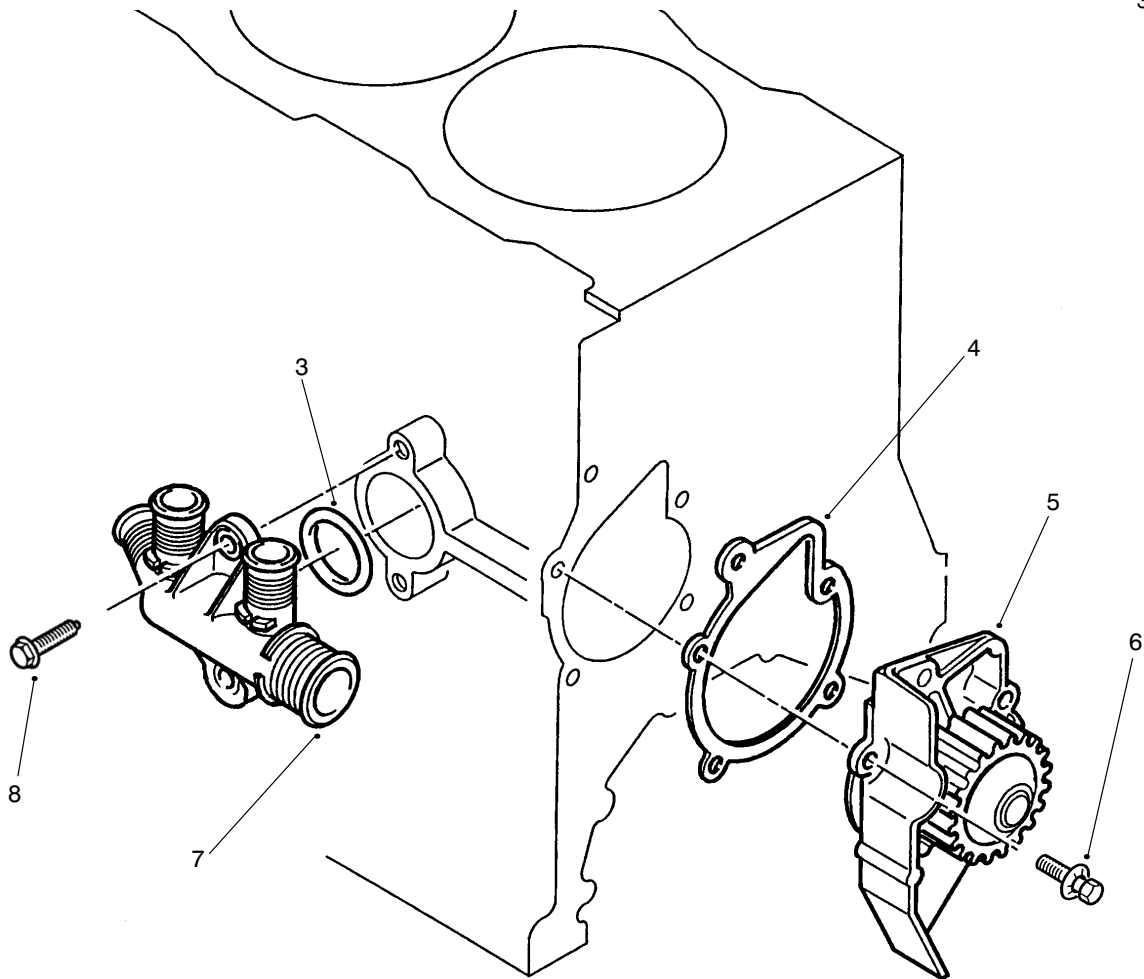


T-2143-1

COLLECTOR ASSEMBLY

Ref. No.	Part No.	Description	No. Used
1	94-3131	Screw	3
2	94-3208	Stub - Outlet	1
3	98-9970	Box - Outlet	1
4	94-3207	Ring	1
5	94-3214	Screw	1
6	94-3211	Temp Sending Unit	1

Ref. No.	Part No.	Description	No. Used
7	94-3212	Plug	2
8	94-3213	Screw	1
9	94-3206	Gasket	1
10	94-3210	Gasket	1
11	94-3209	Thermostat	1



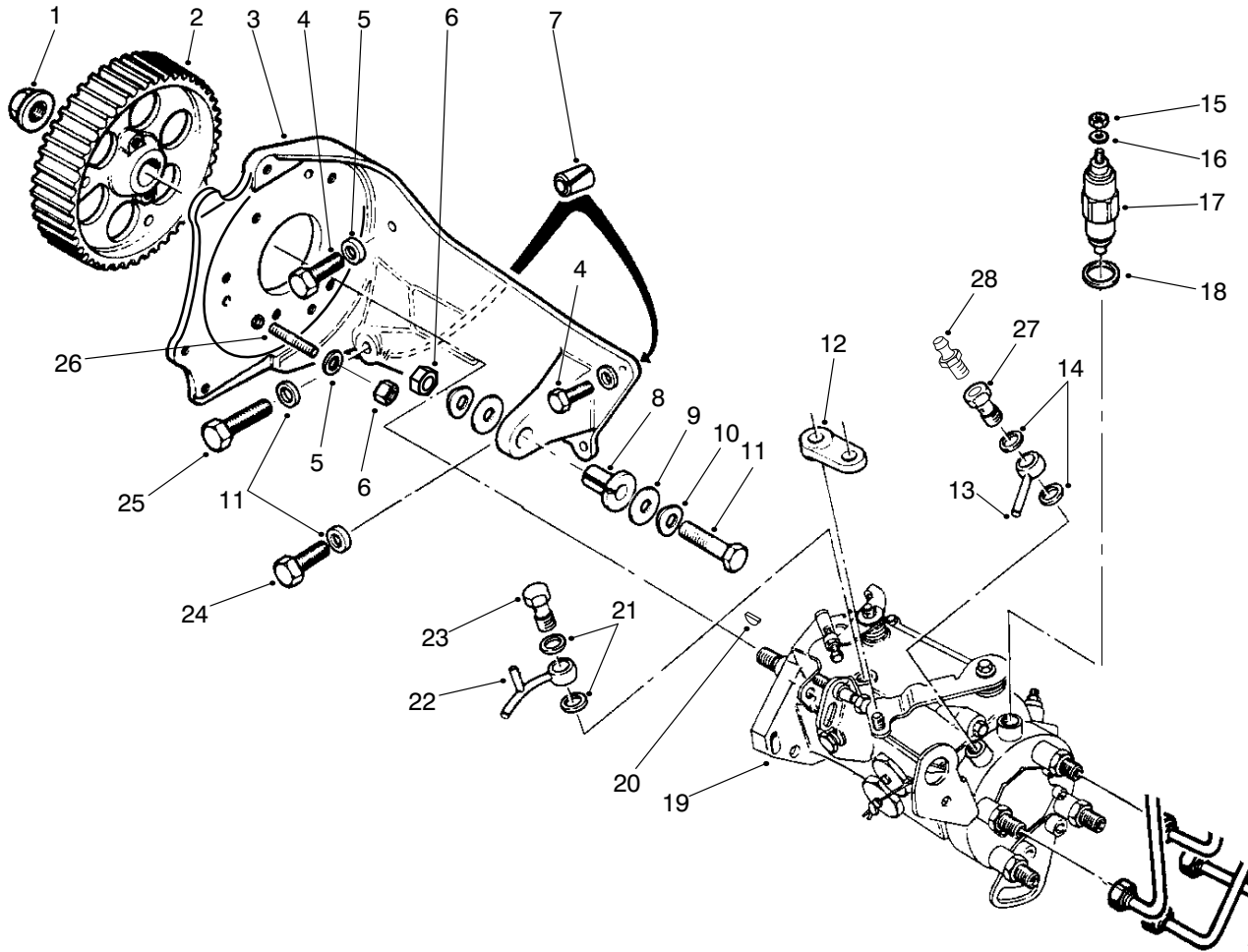
T-2144-1

WATER PUMP ASSEMBLY

Ref. No.	Part No.	Description	No. Used
3	94-3197	O-Ring	1
4	98-3837	Gasket - Pump, Water	1
5	98-9972	Cover - Pump, Water (Incl. Ref. #4)	1

Ref. No.	Part No.	Description	No. Used
6	76-5500	Screw	5
7	94-3196	Inlet - Water	1
8	94-3198	Screw	2

3321-539

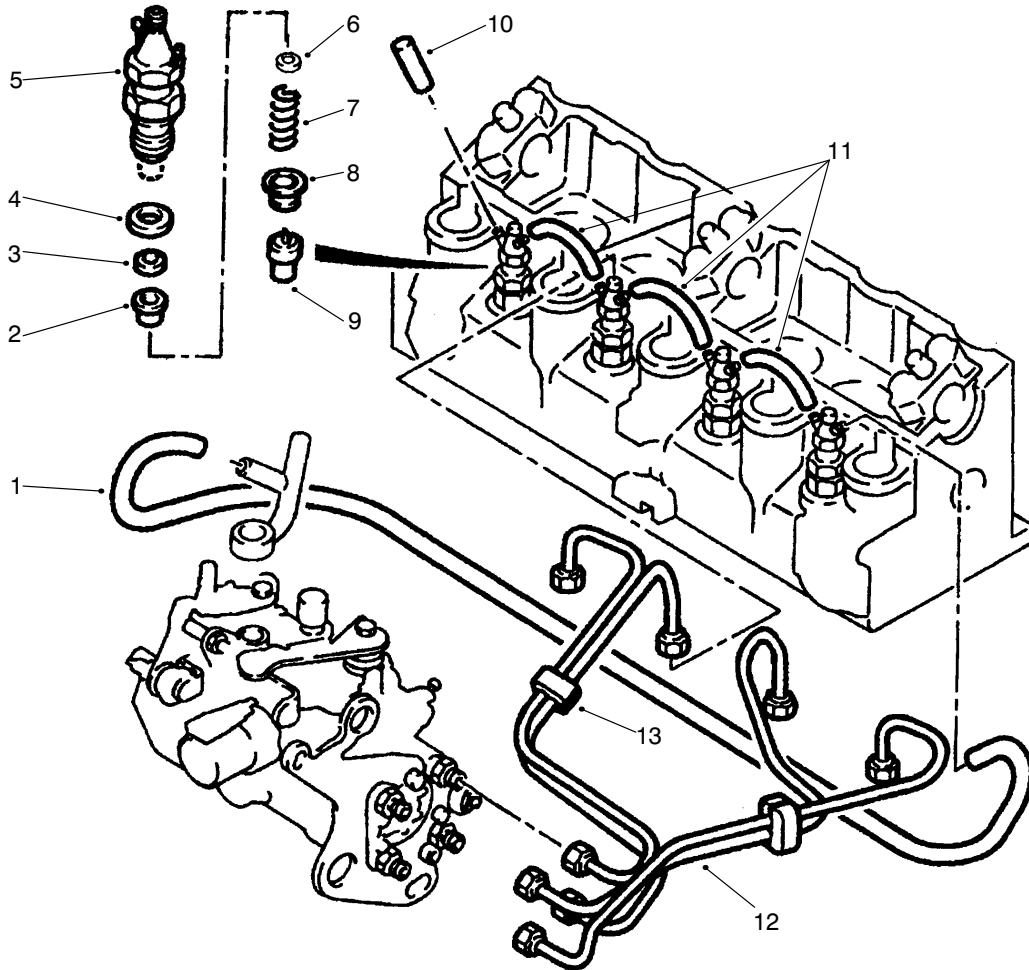


T-2146-2

FUEL INJECTION PUMP ASSEMBLY

Ref. No.	Part No.	Description	No. Used
1	76-4950	Nut	1
2	76-4940	Gear - Pump, Injection	1
3	94-3220	Bracket	1
4	94-3225	Screw	2
5	76-4930	Washer	3
6	94-3165	Nut	4
7	74-8610	Pin	2
8	74-8630	Bushing - Flange	1
9	94-3224	Washer - Flat	2
10	94-3164	Washer - Spring	6
11	94-3221	Screw	1
12	74-8650	Journal	1
13	74-8690	Union - Inlet	1
14	74-8680	Gasket	2

Ref. No.	Part No.	Description	No. Used
15	94-3251	Nut	1
16	74-8710	Washer	1
17	93-5856	Valve - Solenoid	1
18	94-3274	O-Ring	1
19	94-3219	Pump - Injection	1
20	94-3222	Key	1
21	74-8870	Gasket	2
22	94-3249	Tube - Outlet	1
23	94-3250	Screw - Connection	1
24	94-3161	Screw	1
25	94-3223	Screw	1
26	76-4910	Stud	3
27	94-9969	Screw - Connection	1
28	93-5835	Screw - Purge	1

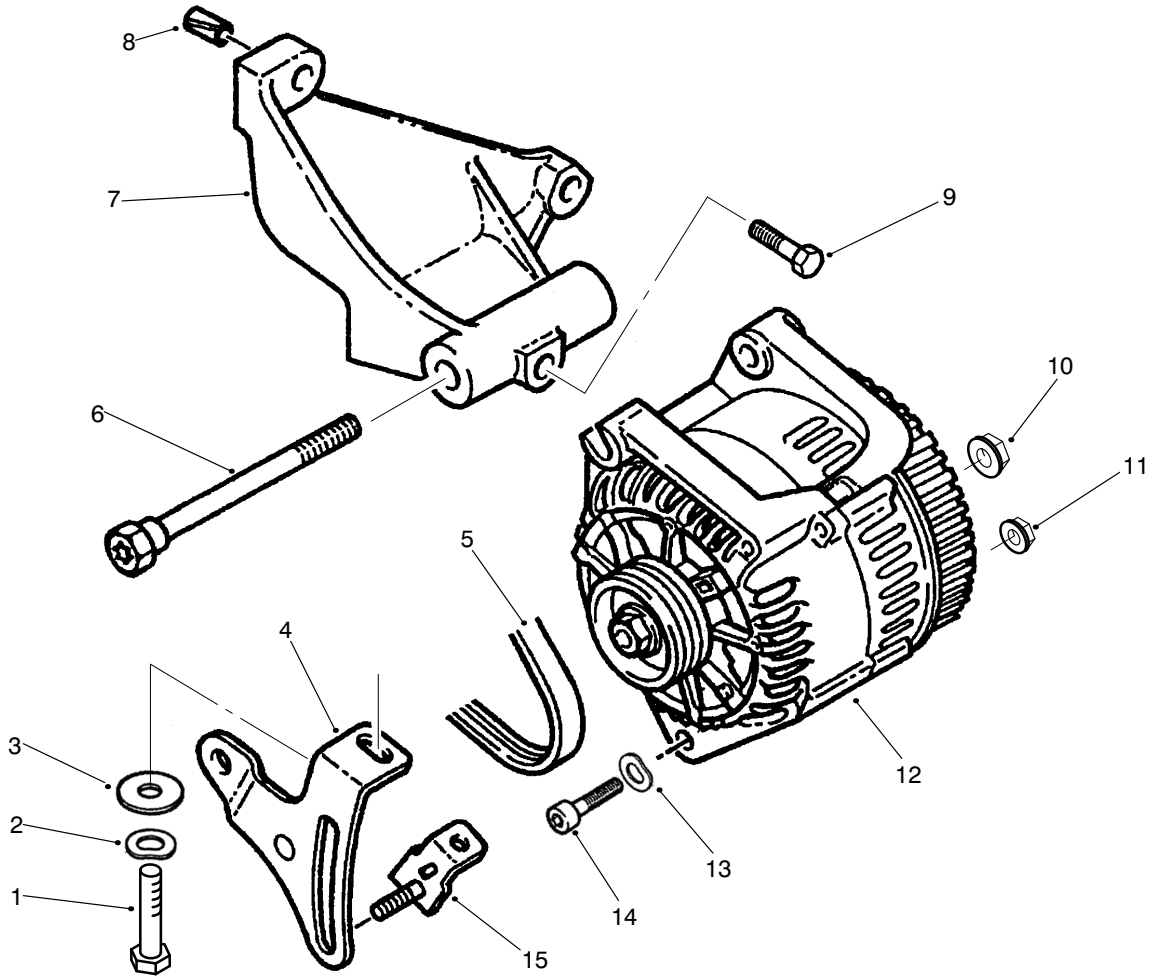


T-2145-1

FUEL INJECTOR ASSEMBLY

Ref. No.	Part No.	Description	No. Used	Ref. No.	Part No.	Description	No. Used
1	94-3230	Hose	1	6	94-3242	Washer - 1.30 mm	4
2	76-5540	Plug	4	*	94-3243	Washer - 1.33 mm	4
3	76-5530	Gasket - Injector	4	*	94-3244	Washer - 1.36 mm	4
4	94-3226	Gasket - Injector	4	*	94-3245	Washer - 1.39 mm	4
5	76-5520	Holder - Injector	4	*	94-3246	Washer - 1.42 mm	4
6	94-3232	Washer - 0.79 mm	4	*	94-3247	Washer - 1.45 mm	4
*	94-3233	Washer - 0.82 mm	4	*	94-3248	Washer - 1.48 mm	4
*	94-3234	Washer - 0.85 mm	4	7	94-3228	Spring	4
*	94-3235	Washer - 0.88 mm	4	8	94-3227	Spacer	4
*	94-3236	Washer - 0.91 mm	4	9	76-5600	Injector	4
*	94-3237	Washer - 0.94 mm	4	10	74-8770	Plug	1
*	94-3238	Washer - 0.97 mm	4	11	94-3229	Union	3
*	94-3239	Washer - 1.00 mm	4	12	74-8750	Pipe	1
*	94-3240	Washer - 1.03 mm	4	13	94-3231	Bracket	2
*	94-3241	Washer - 1.06 mm	4				

*Not Illustrated

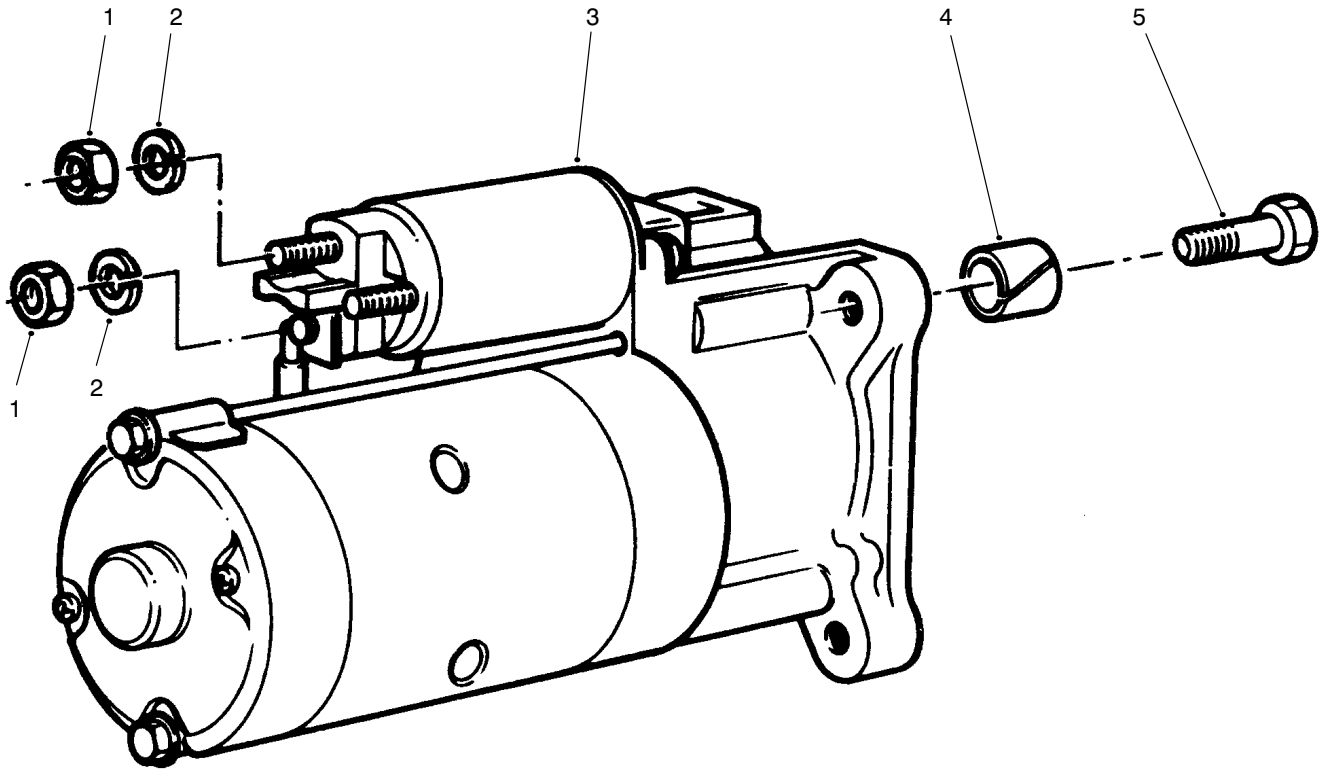


T-2147-1

ALTERNATOR ASSEMBLY

Ref. No.	Part No.	Description	No. Used
1	76-5060	Screw	1
2	76-5010	Washer - Spring	1
3	94-3260	Washer - Flat	1
4	94-3255	Slide	1
5	94-3256	Belt	1
6	94-3254	Screw	1
7	94-3253	Bracket	1
8	74-8610	Pin	2

Ref. No.	Part No.	Description	No. Used
9	76-5000	Screw	1
10	94-3262	Nut	1
11	94-3261	Nut	1
12	94-3252	Alternator	1
13	94-3257	Washer - Spring	1
14	94-3258	Screw	1
15	76-4990	Bracket	1



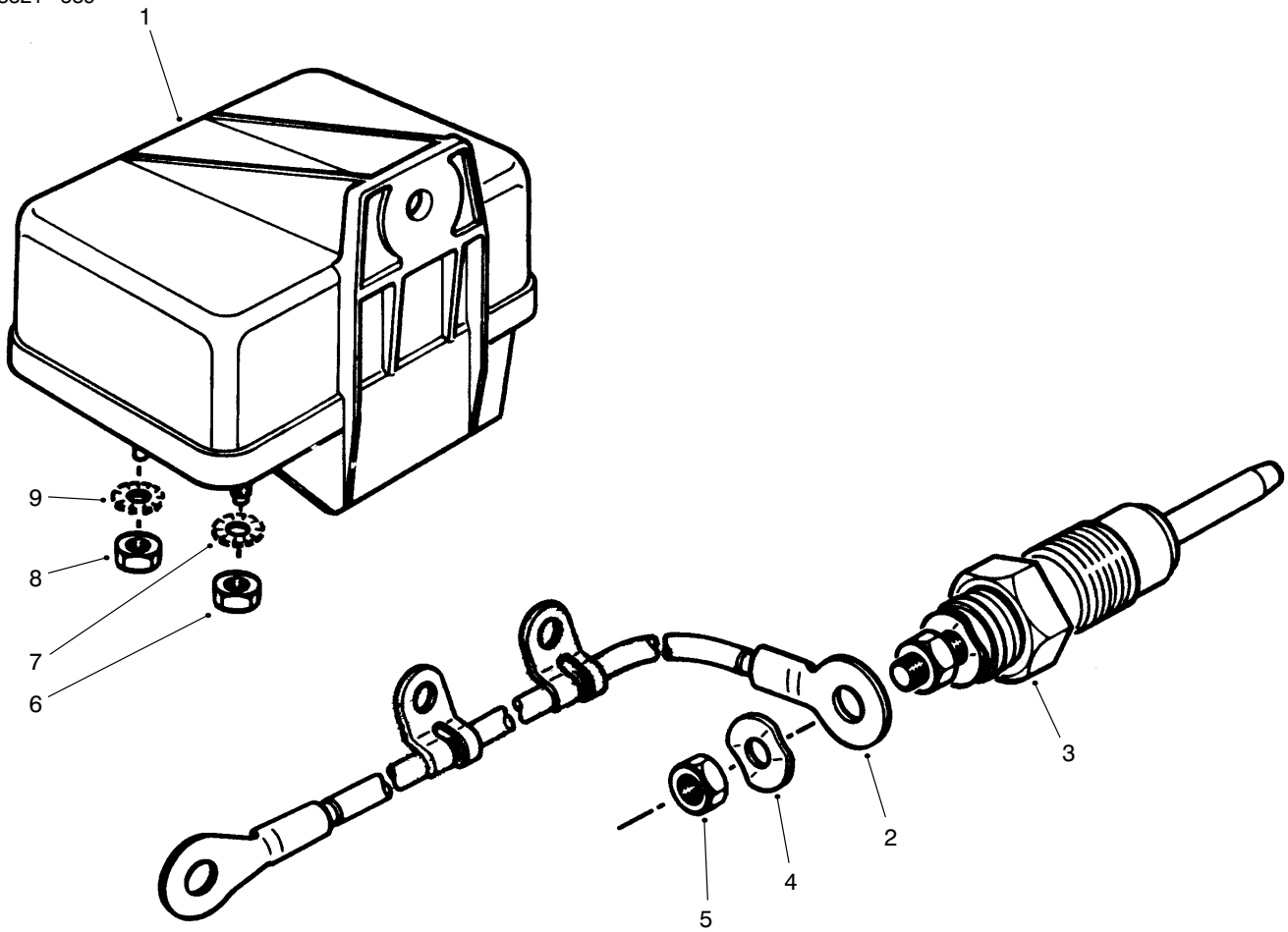
T-0968-1

STARTER ASSEMBLY

Ref. No.	Part No.	Description	No. Used
1	46-0330	Nut-Hex	2
2	76-5570	Washer-Lock	2
3	94-3263	Starter	1

Ref. No.	Part No.	Description	No. Used
4	76-5590	Sleeve - Spring	1
5	48-7810	Screw-Mounting	3
*	94-3275	Solenoid - Starter	1

*Not Illustrated

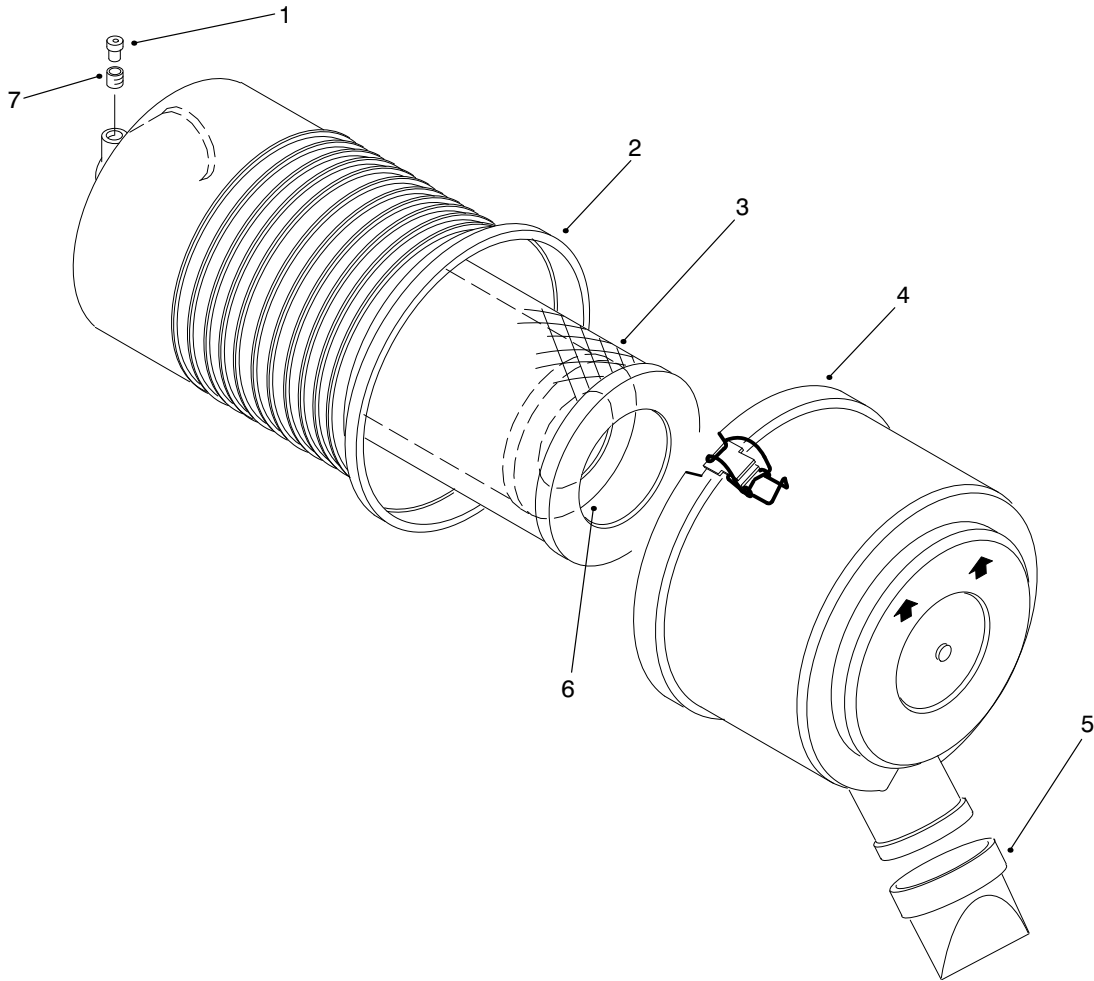


T-0972-1

GLOW PLUG & GLOW RELAY

Ref. No.	Part No.	Description	No. Used
1	76-5260	Relay - Glow Plug	1
2	94-3265	Cable - Glow Plug	4
3	94-3264	Plug - Glow	4
4	76-5290	Washer - Spring	4
5	94-3266	Nut - Hex.	4

Ref. No.	Part No.	Description	No. Used
6	94-3267	Nut - Lock	1
7	76-5310	Washer - E.T.L.W.	1
8	94-3251	Nut - Lock	1
9	74-8710	Washer - E.T.L.W.	1

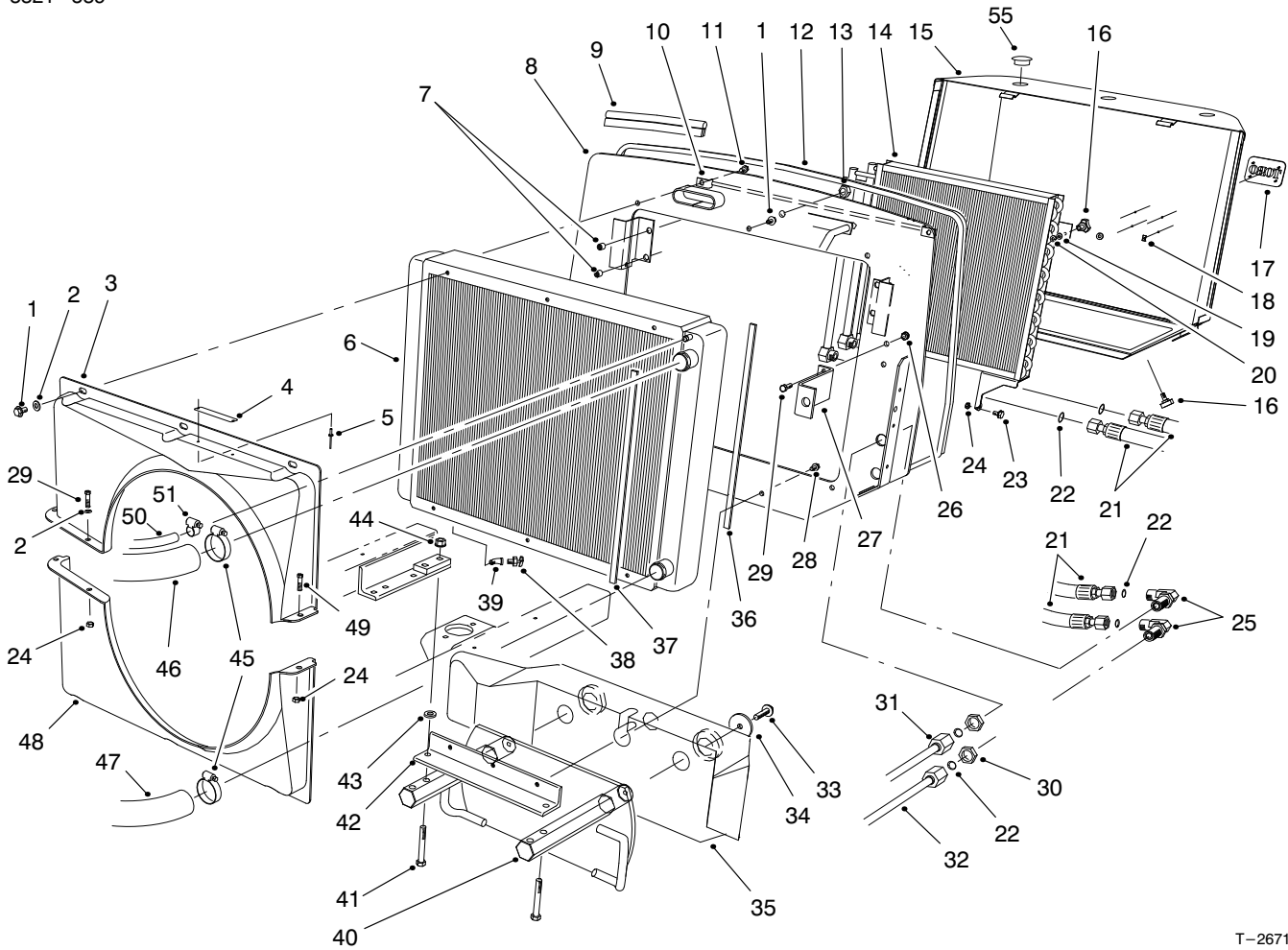


T-2076-1

AIR CLEANER ASSEMBLY NO. 93-7485

Ref. No.	Part No.	Description	No. Used
1	93-9164	Indicator	1
2		Asm. - Body	1
3	93-9162	Filter - Primary	1
4		Asm. - Cover	1

Ref. No.	Part No.	Description	No. Used
5	94-1414	Valve - Vacuator	1
6	93-9163	Filter - Safety	1
7	94-1416	Asm. - Adaptor	1

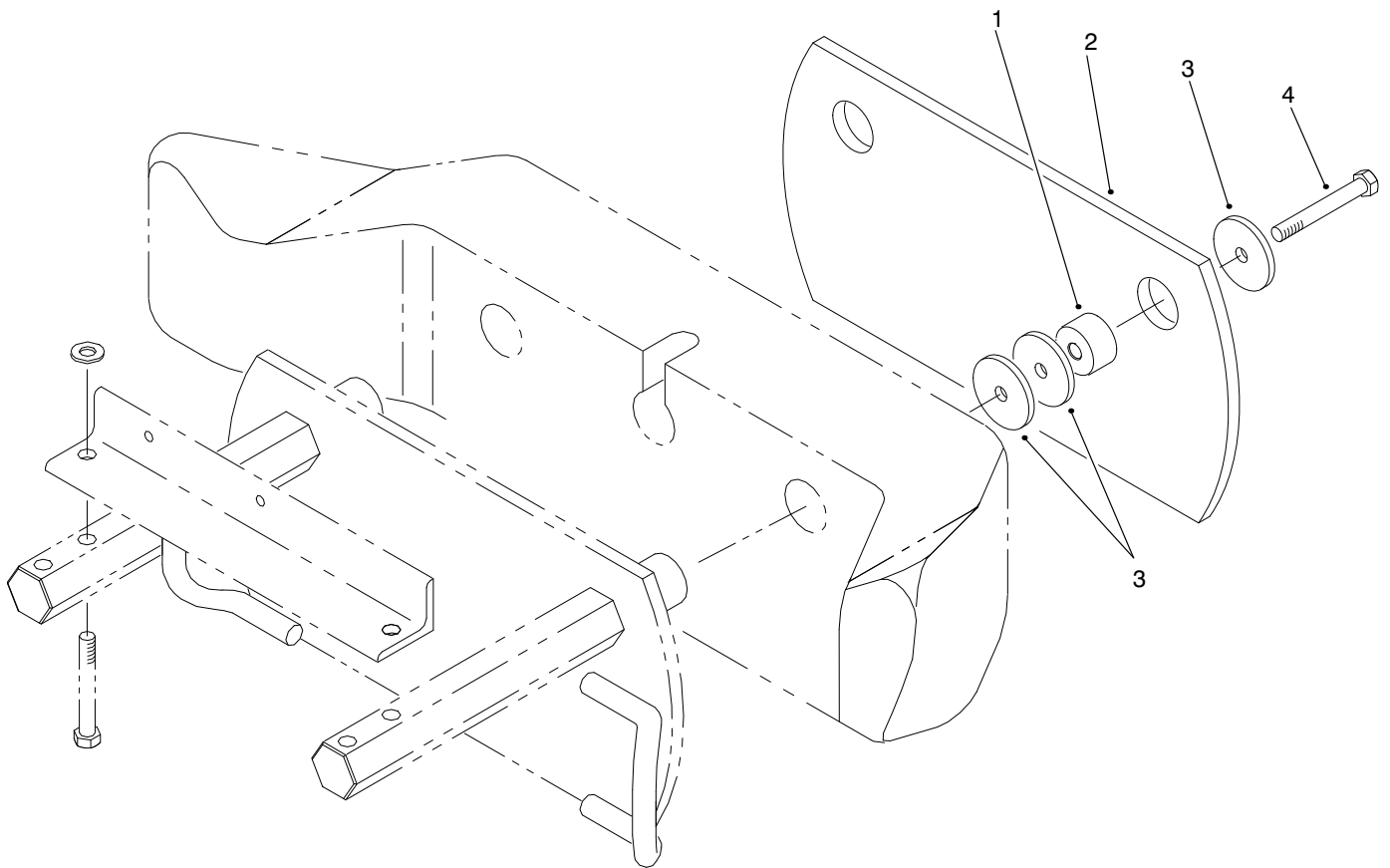


T-2671-1

RADIATOR ASSEMBLY

Ref. No.	Part No.	Description	No. Used
1	3234-30	Screw - Hex. Flange Hd.	10
2	3256-23	Washer - Flat	6
3	74-4980	Shroud - Fan Upper	1
4	76-8750	Plate - Caution	1
5	3290-271	Rivet - Pop	2
6	74-3410	Radiator	1
7	32148-10	Insert - Threaded	4
8	93-7799	Radiator Mount Assembly (Incl. Ref. #7)	1
9	94-5616	Seal - Hood	1
10	94-5621	Bracket Assembly - Screen	1
11	3234-14	Screw - Hex. Hd. Flange	2
12	94-5622	Seal Strip - Screen	1
13	3296-23	Nut - Hex. Lock	2
14	82-3740	Oil Cooler Assembly	1
15	94-5612	Screen Assembly	1
16	27-4570	Handle - Adjustment	4
17	93-6028	Plate - Logo, TORO	1
18	94-2638	Nut - Tinnerman	4
19	3256-3	Washer - Flat	2
20	32151-72	Retainer - Push-On	2
21	94-8010	Hose - Hydraulic	2
22	237-65	O-Ring	6
23	37-8771	Screw - Hex. Washer Hd.	2
24	3296-47	Nut - Lock	5
25	340-72	Fitting - Hydraulic 90° (Incl. Ref. #22)	2

Ref. No.	Part No.	Description	No. Used
26	32128-20	Nut - Lock Flange	2
27	93-7244	Bracket - Support	1
28	3234-11	Screw - Hex. Washer Hd.	5
29	322-4	Screw - Cap Hex. Hd.	2
30	340-74	Nut - Bulkhead	2
31	74-6400	Assembly - Tube	1
32	94-8298	Tube Assembly - Oil Cooler	1
33	325-34	Screw - Hex. Flange Hd.	2
34	88-1360	Washer	2
35	92-9711	Weight - Rear	1
36	76-6381	Seal - Strip	2
37	76-6382	Seal - Strip	2
38	304-46	Drain Cock	1
39	2811-1	Fitting - 45° Elbow	1
40	92-7781	Weight - Rear	1
41	325-35	Screw - Cap Hex. Hd.	2
42	74-5460	Angle Radiator Support	1
43	3256-26	Washer - Flat	2
44	32128-49	Nut - Hex. Flange	2
45	2412-3	Clamp - Hose	2
46	94-1418	Hose - Radiator, Upper	1
47	74-6020	Hose - Radiator, Lower	1
48	74-4990	Shroud - Fan, Bottom	1
49	322-3	Screw - Cap Hex. Hd.	3
50	94-5625	Hose - Radiator, Overflow	1
51	2412-36	Clamp - Hose	1
55	2410-64	Plug - Hole	3

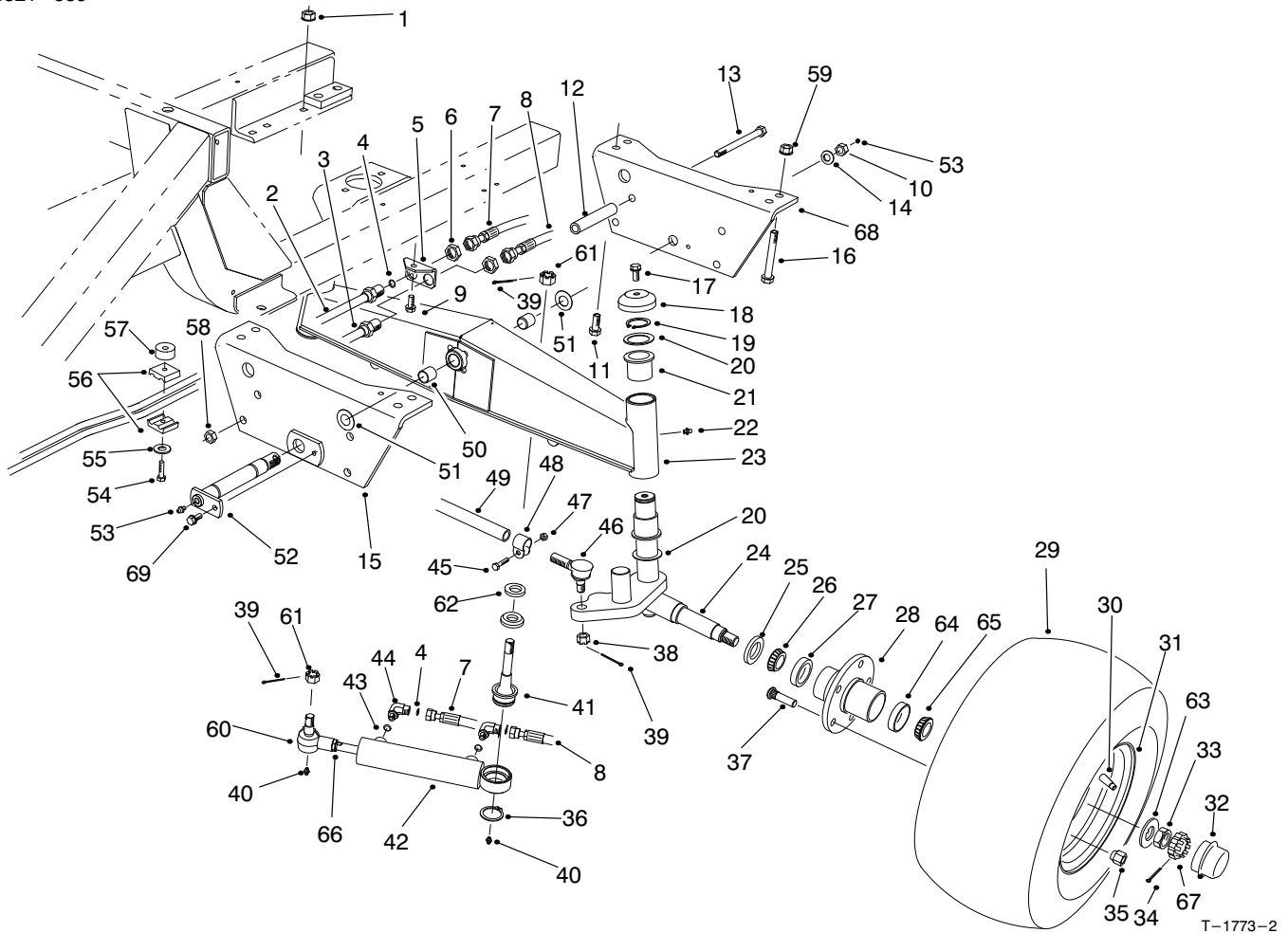


T-1946-1

ADDITIONAL WEIGHT ASSEMBLY

Ref. No.	Part No.	Description	No. Used
1	84-1570	Spacer	2
2	88-1220	Plate	2

Ref. No.	Part No.	Description	No. Used
3	88-1360	Washer - Rear Weight	6
4	325-18	Screw - Cap Hex. Hd.	2

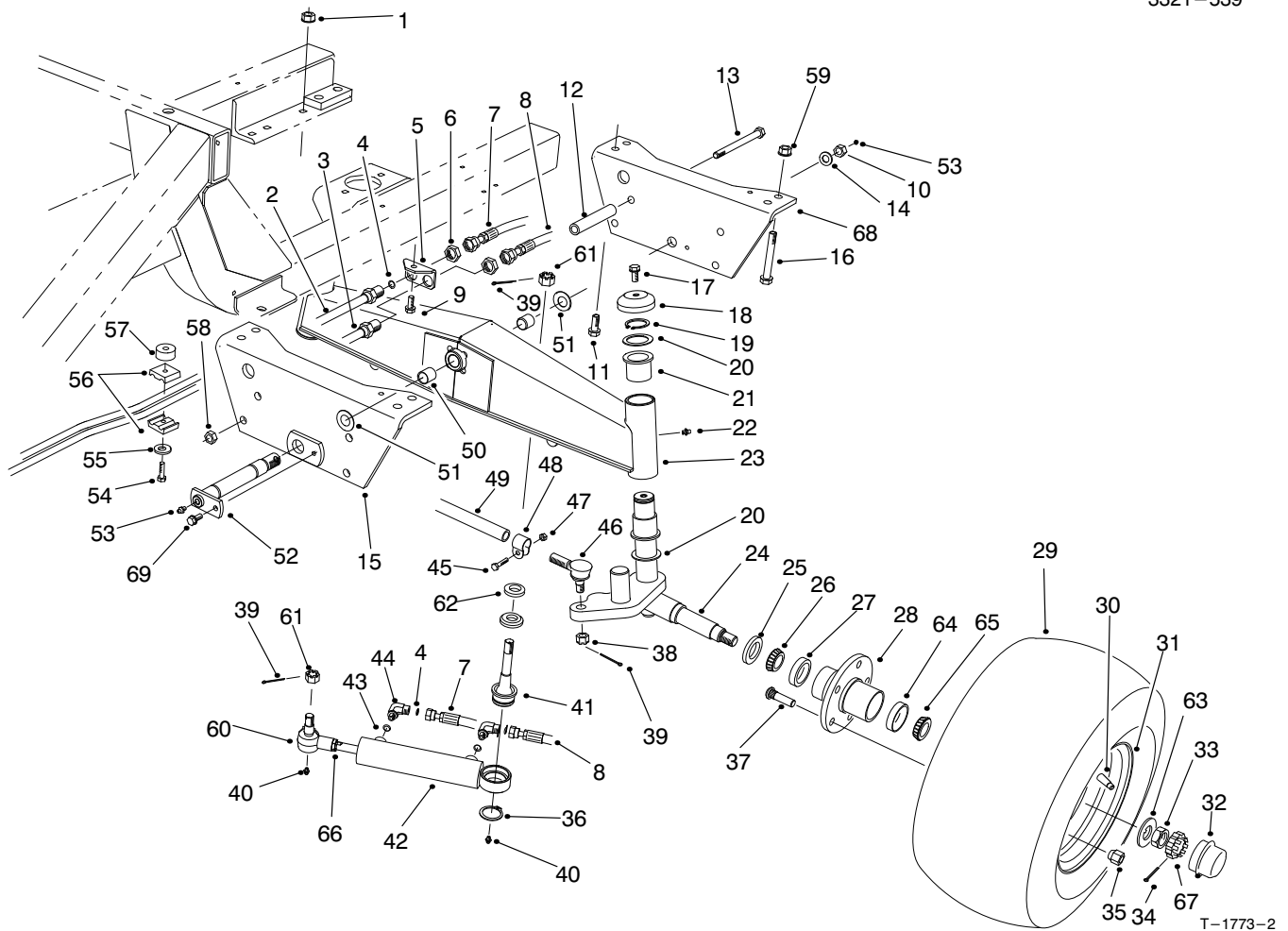


REAR AXLE ASSEMBLY (Model No. 30450 Only)

Ref. No.	Part No.	Description	No. Used
1	32128-23	Nut - Flange Lock	2
2	86-5780	Tube - Hydraulic L.H. (Incl. Ref. #4)	1
3	86-5790	Tube - Hydraulic R.H. (Incl. Ref. #4)	1
4	237-22	Seal - O-Ring	4
5	74-6450	Bracket - Bulkhead	1
6	340-70	Nut - Bulkhead	2
7	86-3130	Hose - Hydraulic Rod End	1
8	86-3120	Hose - Hydraulic Cap End	1
9	32144-11	Screw - Hex. Flange Hd.	1
10	94-8000	Nut - Lock	1
11	3234-32	Screw - Hex. Flange Hd.	2
12	76-8350	Stop - Axle	2
13	325-20	Screw - Cap Hex. Hd.	2
14	3256-29	Washer - Flat	1
15	93-7241	Plate - Axle Pivot Front	1
16	325-35	Screw - Cap Hex. Hd.	2
17	3234-12	Screw - Cap Hex. Hd.	2
18	69-8890	Cap - Spindle	2
19	32151-10	Ring - Retaining	2
20	62-2170	Washer - Thrust	4
21	69-6470	Bushing - Flange	4
22	302-11	Fitting - Grease	2
23	94-5607	Rear Axle Assembly (Incl. Ref. #21-22 & 50)	1

Ref. No.	Part No.	Description	No. Used
24	92-9725	Spindle - L.H.	1
*	92-9724	Spindle - R.H.	1
25	69-2980	Seal - Inner	2
26	254-106	Cone - Bearing	2
27	254-107	Cup - Bearing	2
28	92-9651	Hub - Wheel (Incl. Ref. #27, 37, & 64)	2
29	86-5910	Tire	2
30	232-27	Stem - Valve	2
31	217-125	Rim	2
32	69-2970	Cap - Hub	2
33	3220-7	Nut - Jam	2
34	3272-13	Pin - Cotter	2
35	242-50	Nut - Lug	10
36	32151-104	Ring - Retaining	1
37	92-9652	Stud - Drive	10
38	32136-13	Nut - Slotted	2
39	3272-12	Pin - Cotter	4
40	302-5	Fitting - Grease	2
41	92-5839	Ball Joint	1
42	94-8142	Hydraulic Cylinder Assy.	1
43	237-78	Seal - O-Ring	2
44	340-97	Fitting - Hydraulic 90° (Incl. Ref. #4 & 43)	2
45	3210-5	Screw - Cap Hex. Hd.	2

*Not Illustrated

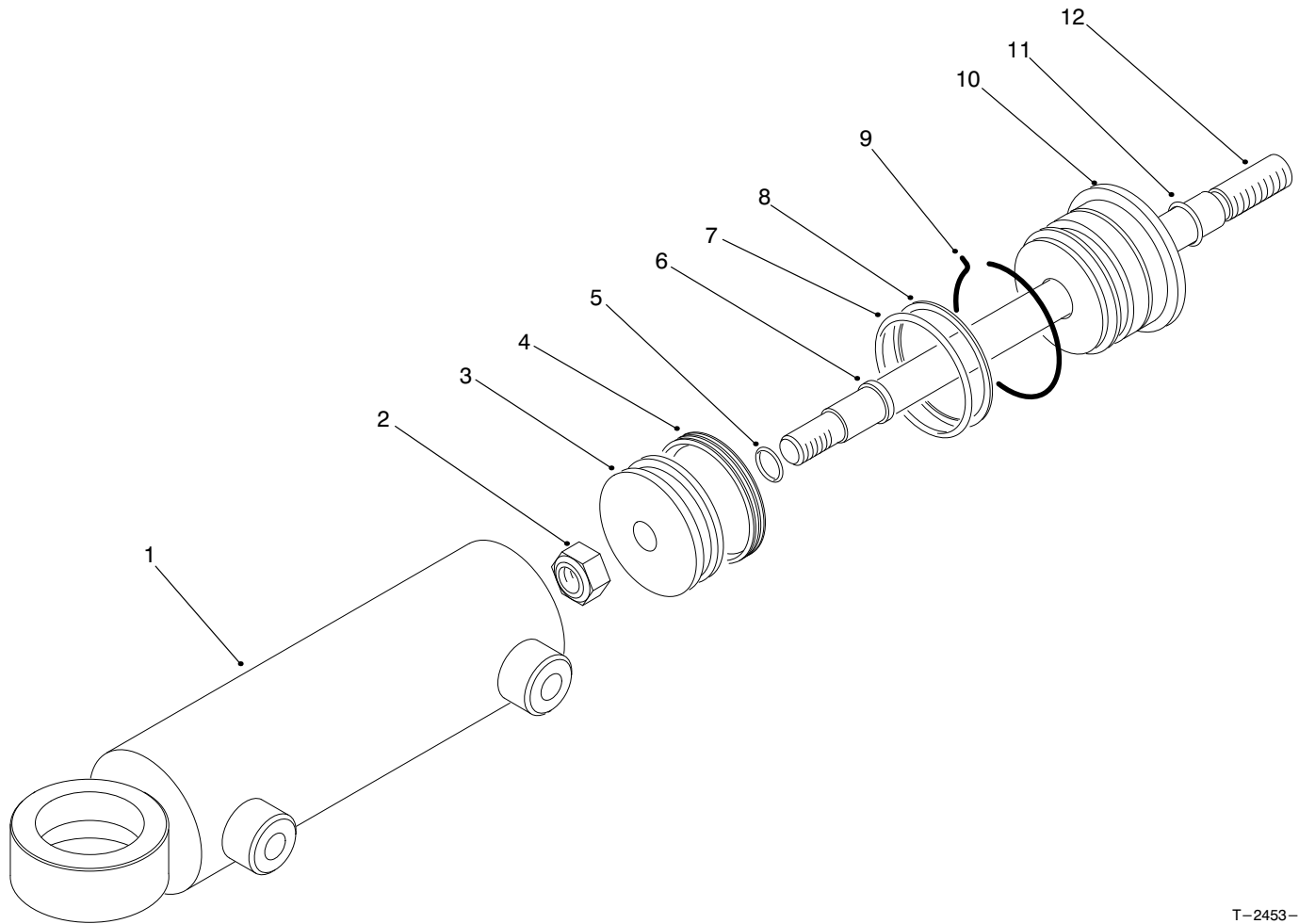


REAR AXLE ASSEMBLY (Model No. 30450 Only) (Continued)

Ref. No.	Part No.	Description	No. Used
46	2411-46	Joint - Ball L.H. (Incl. Ref. #38)	1
*	2411-45	Joint - Ball R.H. (Incl. Ref. #38)	1
47	32152-5	Nut - Lock	2
48	2412-122	Clamp Assembly (Incl. Ref. #45 & 47)	2
49	2412-123	Tie Rod Assembly (Incl. Ref. #45, & 47-48)	1
50	94-5603	Bushing - Sleeve	2
51	93-7247	Washer - Thrust	2
52	93-7249	Pin - Axle Pivot	1
53	302-2	Fitting - Grease	2
54	32104-37	Screw - Cap Hex. Hd.	1
55	3256-71	Washer - Flat	1
56	56-7973	Clamp - Tube	2

Ref. No.	Part No.	Description	No. Used
57	80-8660	Spacer	1
58	3296-45	Nut - Lock	2
59	32128-49	Nut - Lock	2
60	92-5837	Assembly - Rod End (Incl. Ref. #40)	1
61	32136-14	Nut - Hex. Slotted Hd.	2
62	92-5833	Spacer - Ball Joint	1
63	93-0309	Washer - Tab	2
64	254-72	Cup - Bearing	2
65	254-92	Cone - Bearing	2
66	3220-11	Nut - Jam	1
67	93-0307	Nut - Retainer, Lock	2
68	93-7240	Plate - Axle Pivot Rear	1
69	32144-41	Screw - Hex. Flange Hd.	1
*	74-5940	Assembly - Tie Rod (Incl. Ref. #39, & 45-49)	1

*Not Illustrated



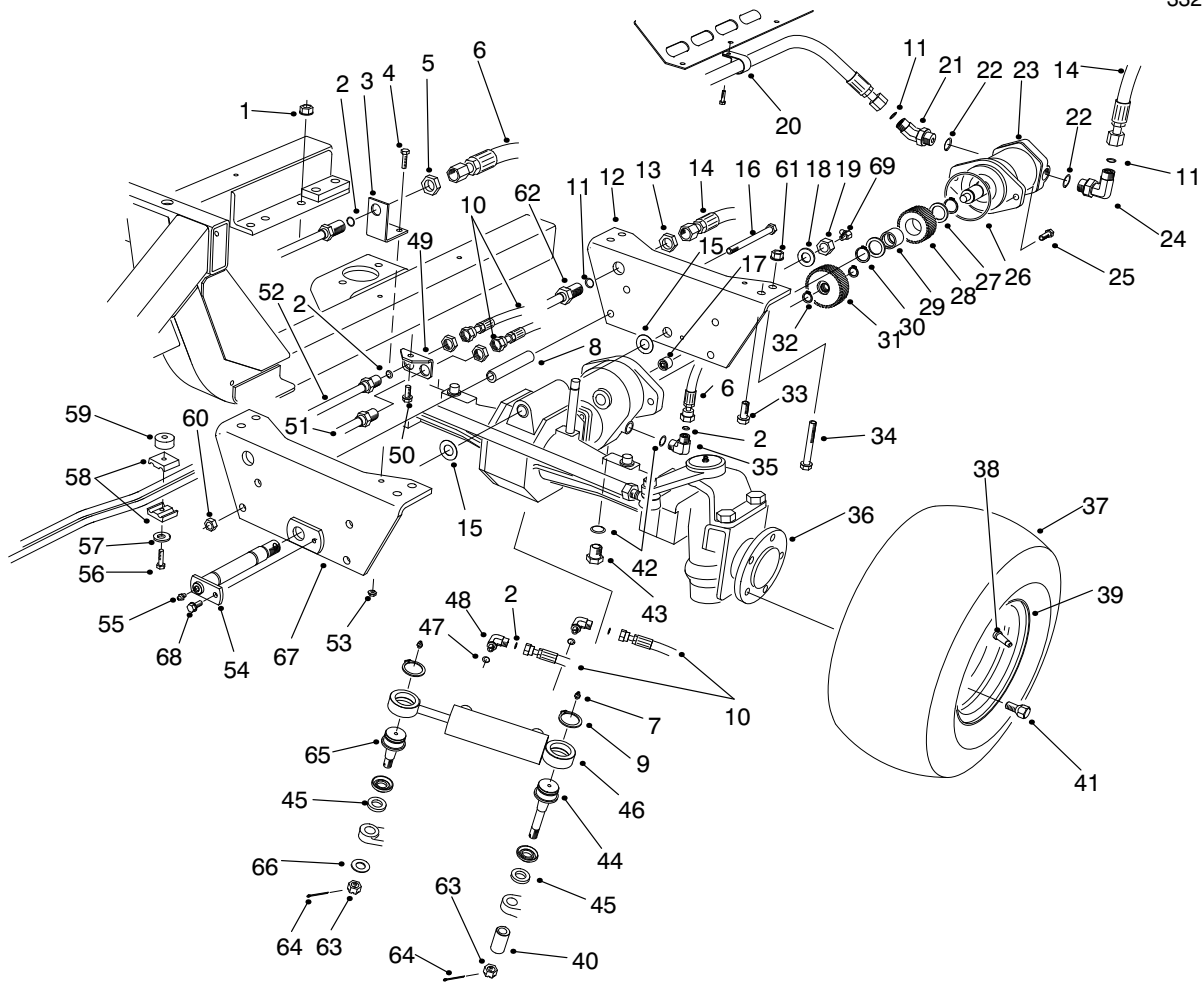
T-2453-1

HYDRAULIC CYLINDER NO. 94-8142 (Model No. 30450 Only)

Ref. No.	Part No.	Description	No. Used
1	94-9959	Asm - Barrel	1
2	32152-10	Nut - Lock	1
3	94-9961	Piston	1
4		Uniring	1
5		O-Ring	1
6		Seal - Rod	1
7		O-Ring	1

Ref. No.	Part No.	Description	No. Used
8		Backup	1
9	94-9963	Ring - Retaining	1
10	94-9962	Gland - Cylinder	1
11		O-Ring	1
12	94-9960	Asm - Rod, Piston	1
*	94-9964	Kit - Seal (Incl. Ref. #4-8 & 11)	1

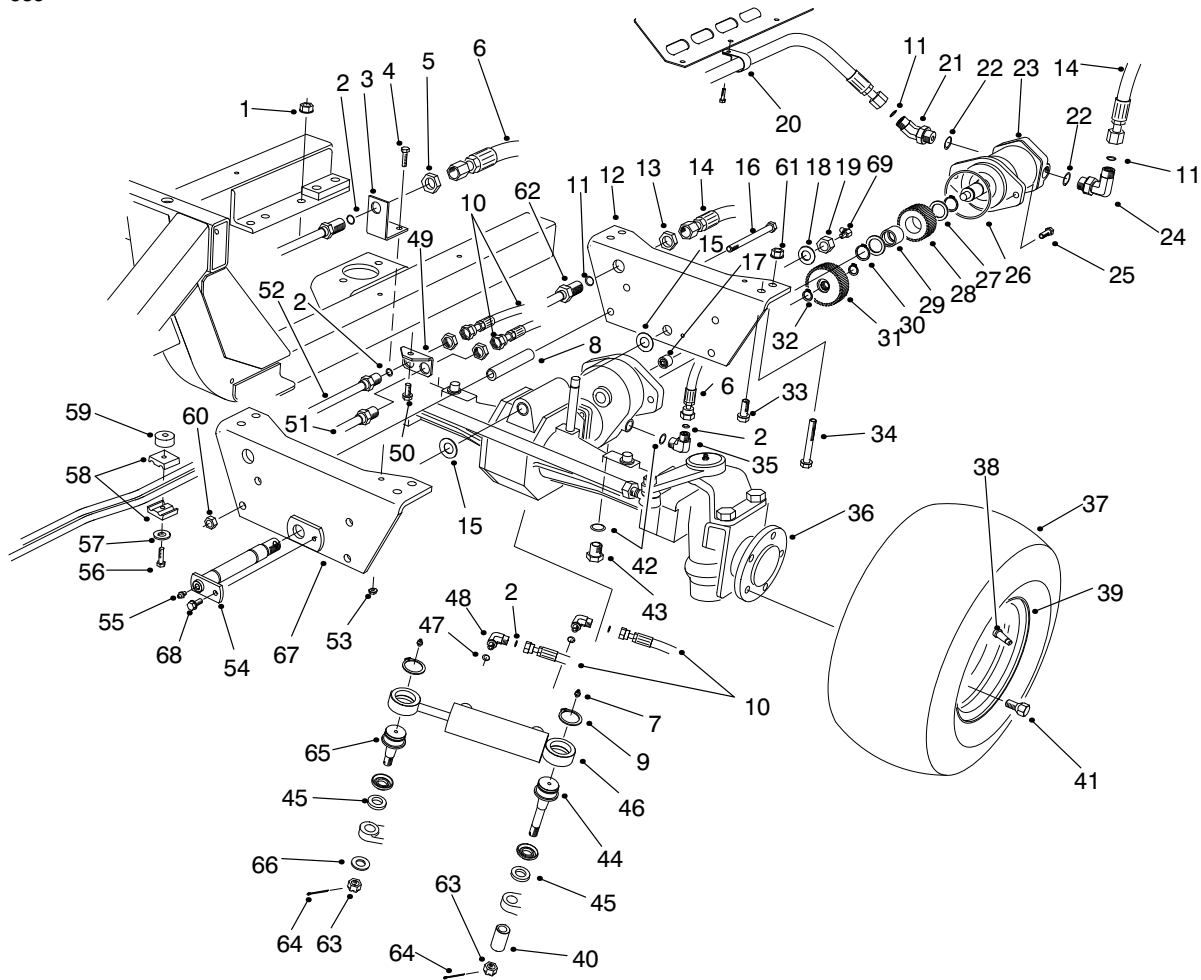
*Not Illustrated



T-1774-3

REAR AXLE ASSEMBLY (Model No. 30455 Only)

Ref. No.	Part No.	Description	No. Used	Ref. No.	Part No.	Description	No. Used
1	32128-23	Nut - Flange Lock	2	25	325-4	Screw - Cap Hex. Hd.	2
2	237-22	Seal - O-Ring	6	26	237-166	O-Ring	1
3	76-9290	Bracket - Bulkhead	1	27	71-4590	Washer - Thrust	2
4	3234-4	Screw - Cap Hex. Hd.	1	28	92-5825	Gear - Motor	1
5	340-70	Nut - Bulkhead	3	29	71-4580	Roller - Clutch	1
6	86-3140	Hose - Hydraulic	1	30	32151-96	Ring - Retaining	2
7	302-5	Fitting - Grease	2	31	92-5826	Gear - Axle	1
8	76-8350	Stop - Axle	2	32	32120-15	Ring - Retaining	2
9	32151-104	Ring - Retaining	2	33	3234-32	Screw - Hex. Flange Hd.	2
10	76-9590	Hose - Hydraulic	2	34	325-35	Screw - Cap Hex. Hd.	2
11	237-65	O-Ring	3	35	340-77	Fitting - Hydraulic (Incl. Ref. #2 & 42)	1
12	93-7240	Plate - Axle Pivot Rear	1	36	93-7780	Axle - 4wd (Axle Serial No. 0001-4507)	1
13	340-74	Nut - Bulkhead	1	36	98-7825	Axle - 4wd (Axle Serial No. 4508 & Up)	1
14	86-2730	Hose - Hydraulic	1	37	86-5910	Tire	2
15	93-7247	Washer - Thrust	2	38	217-125	Rim	2
16	325-20	Screw - Cap Hex. Hd.	2	39	232-27	Stem - Valve	2
17	74-5700	Bearing - Needle	1	40	92-5844	Spacer - Ball Joint	1
18	3256-29	Washer - Flat	1	41	74-5500	Bolt - Wheel	10
19	94-8000	Nut - Lock	1	42	237-42	O-Ring	2
20	2412-74	Clamp - R	1	43	353-508	Plug (Incl. Ref. #42)	1
21	340-156	Fitting - Hydraulic 45° (Incl. Ref. #11 & 22)	1	44	92-5839	Ball Joint	1
22	237-81	O-Ring	2	45	92-5833	Spacer - Ball Joint	2
23	76-6580	Motor - Hydraulic	1				
24	340-139	Fitting - Hydraulic 90° (Incl. Ref. #11 & 22)	1				

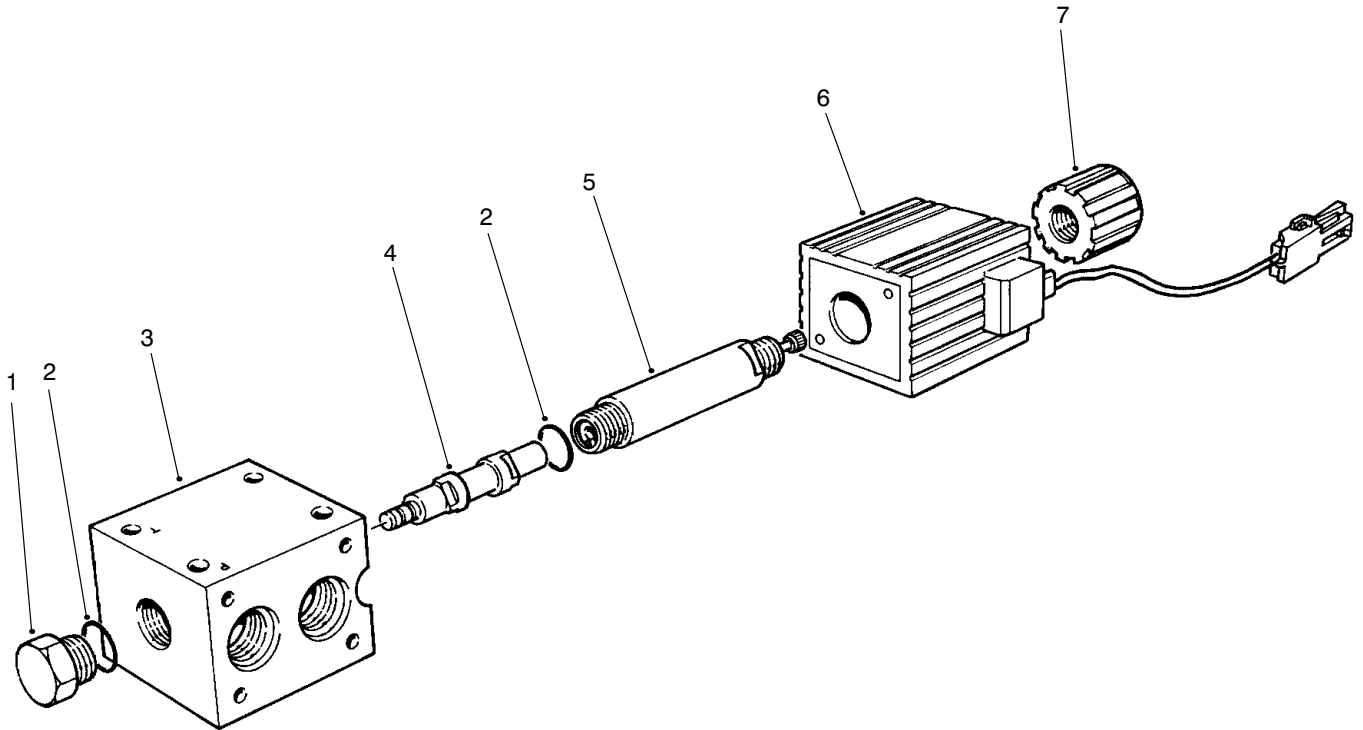


T-1774-3

REAR AXLE ASSEMBLY (Model No. 30455 Only) (Continued)

Ref. No.	Part No.	Description	No. Used
46	94-8141	Cylinder - Hydraulic	1
47	237-78	O-Ring	2
48	340-97	Fitting - Hydraulic 90° (Incl. Ref. #2 & 47)	2
49	74-6450	Bracket - Bulkhead	1
50	32144-11	Screw - Hex. Washer Hd.	1
51	86-5790	Tube Assembly LH Rear	1
52	86-5780	Tube Assembly RH Rear	1
53	32128-33	Nut - Flange, Lock	1
54	93-7249	Pin - Axle Pivot	1
55	302-2	Fitting - Grease	1
56	32104-37	Screw - Cap Hex. Hd.	1
57	3256-71	Washer - Flat	1

Ref. No.	Part No.	Description	No. Used
58	56-7973	Clamp - Hose	2
59	80-8660	Spacer	1
60	3296-45	Nut - Lock	2
61	32128-49	Nut - Lock	2
62	86-2770	Assembly - Tube	1
63	32136-14	Nut - Hex. Slotted Hd.	2
64	3272-12	Pin - Cotter	2
65	92-5838	Ball Joint	1
66	92-5836	Washer - Axle	1
67	93-7241	Plate - Axle Pivot Front	1
68	32144-41	Screw - Hex. Flange Hd.	1
69	302-33	Fitting - Grease 90°	1

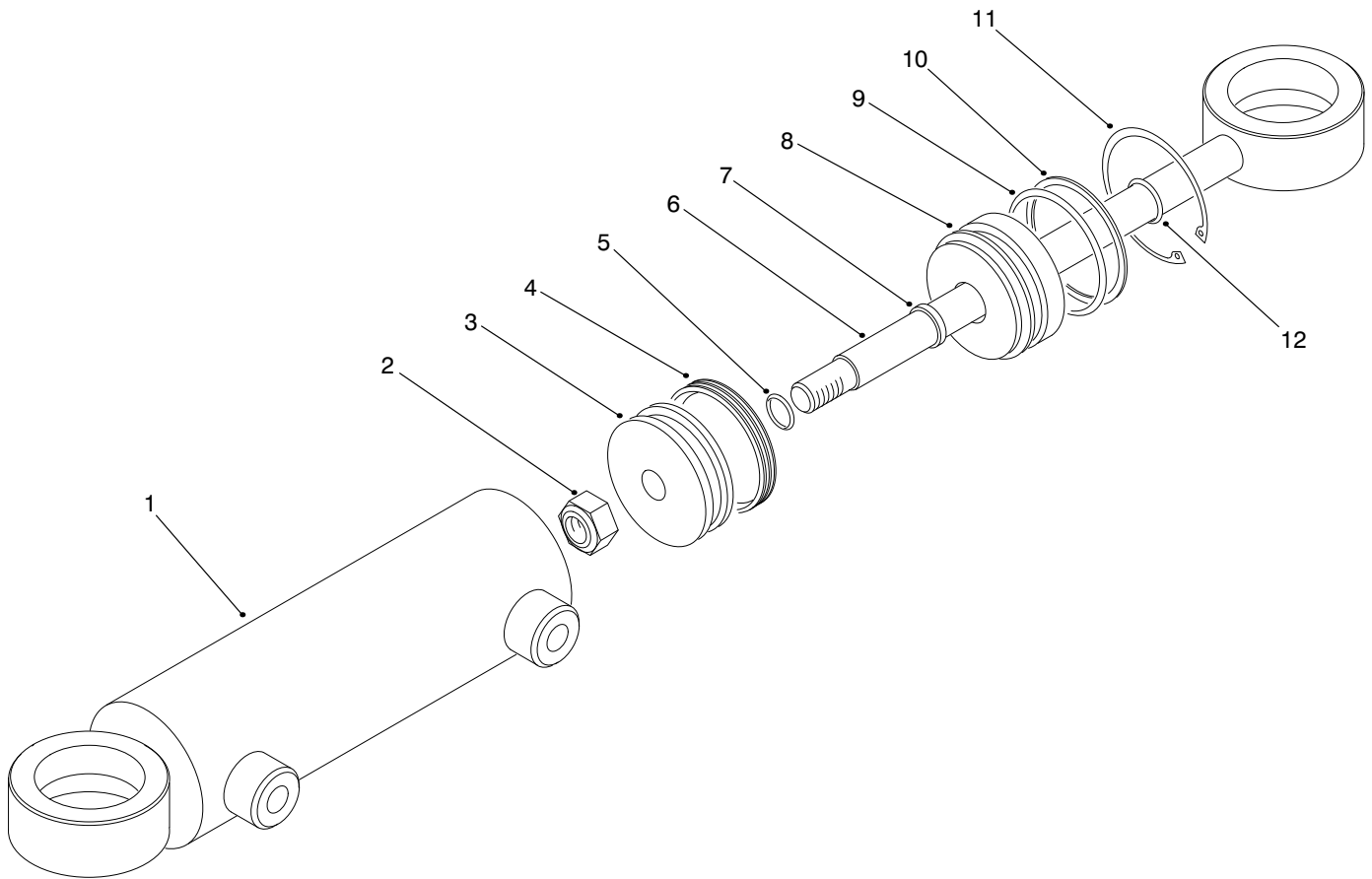


T-1126

SOLENOID VALVE ASSEMBLY NO. 76-9970 (Model No. 30455 Only)

Ref. No.	Part No.	Description	No. Used
1		Adapter Assembly (Incl. Ref. #2)	1
2	237-80	O-Ring	2
3		Valve - Directional	1
4		Spool	1

Ref. No.	Part No.	Description	No. Used
5		Tube Assembly (Incl. Ref. #2)	1
6	218-591	Coil Assembly	1
7	218-592	Nut - Coil	1



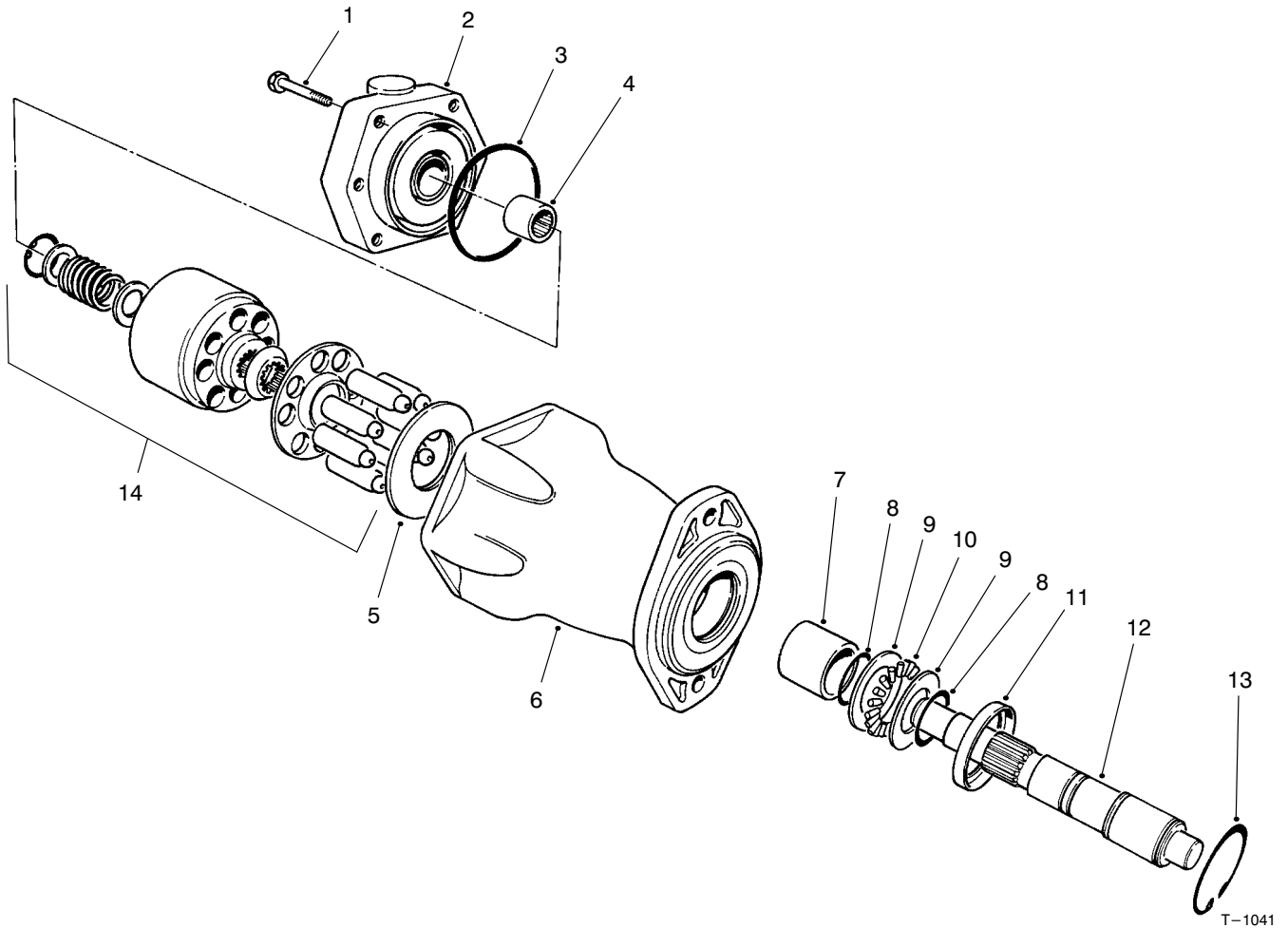
T-2452-1

HYDRAULIC CYLINDER NO. 94-8141 (Model No. 30455 Only)

Ref. No.	Part No.	Description	No. Used
1	94-9955	Assembly - Barrel	1
2	32152-10	Nut - Lock	1
3	94-9957	Piston	1
4		Uniring	1
5		O-Ring	1
6	94-9956	Assembly - Piston Rod	1
7		Seal - Rod	1
8	94-9958	Gland - Cylinder	1

Ref. No.	Part No.	Description	No. Used
9		O-Ring	1
10		Backup	1
11	32120-8	Ring - Retaining	1
12		O-Ring	1
*	86-5390	Kit - Seal (Incl. Ref. #4, 5, 7, 9, 10 & 12)	1

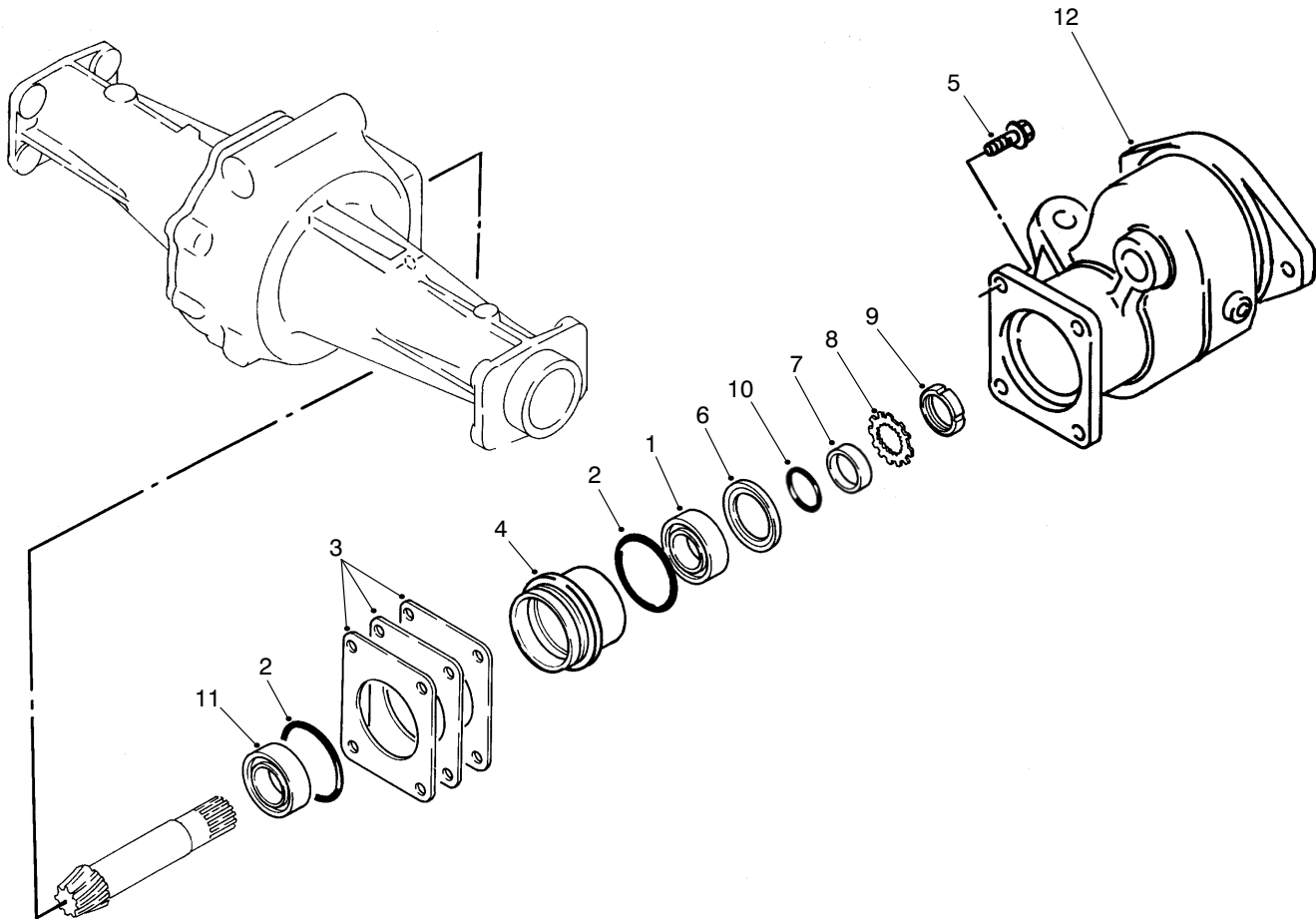
*Not Illustrated



HYDRAULIC MOTOR NO. 76-6580 (Model No. 30455 Only)

Ref. No.	Part No.	Description	No. Used
1	76-6990	Screw - Cap, Hex. Hd.	6
2	76-6920	Back Plate Assembly (Incl. Ref. #4)	1
3	76-6980	O-Ring	1
4		Bearing	1
5	76-6970	Insert - Camplate	1
6	76-6940	Housing Assembly (Incl. Ref. #7)	1

Ref. No.	Part No.	Description	No. Used
7		Bearing	1
8	76-7000	Ring - Retaining	2
9	76-6950	Race - Thrust	1
10	76-6960	Bearing - Thrust	1
11	76-7020	Spacer	1
12	76-6930	Shaft - Drive	1
13	76-7010	Ring - Retaining	1
14	76-6910	Rotating Assembly	1



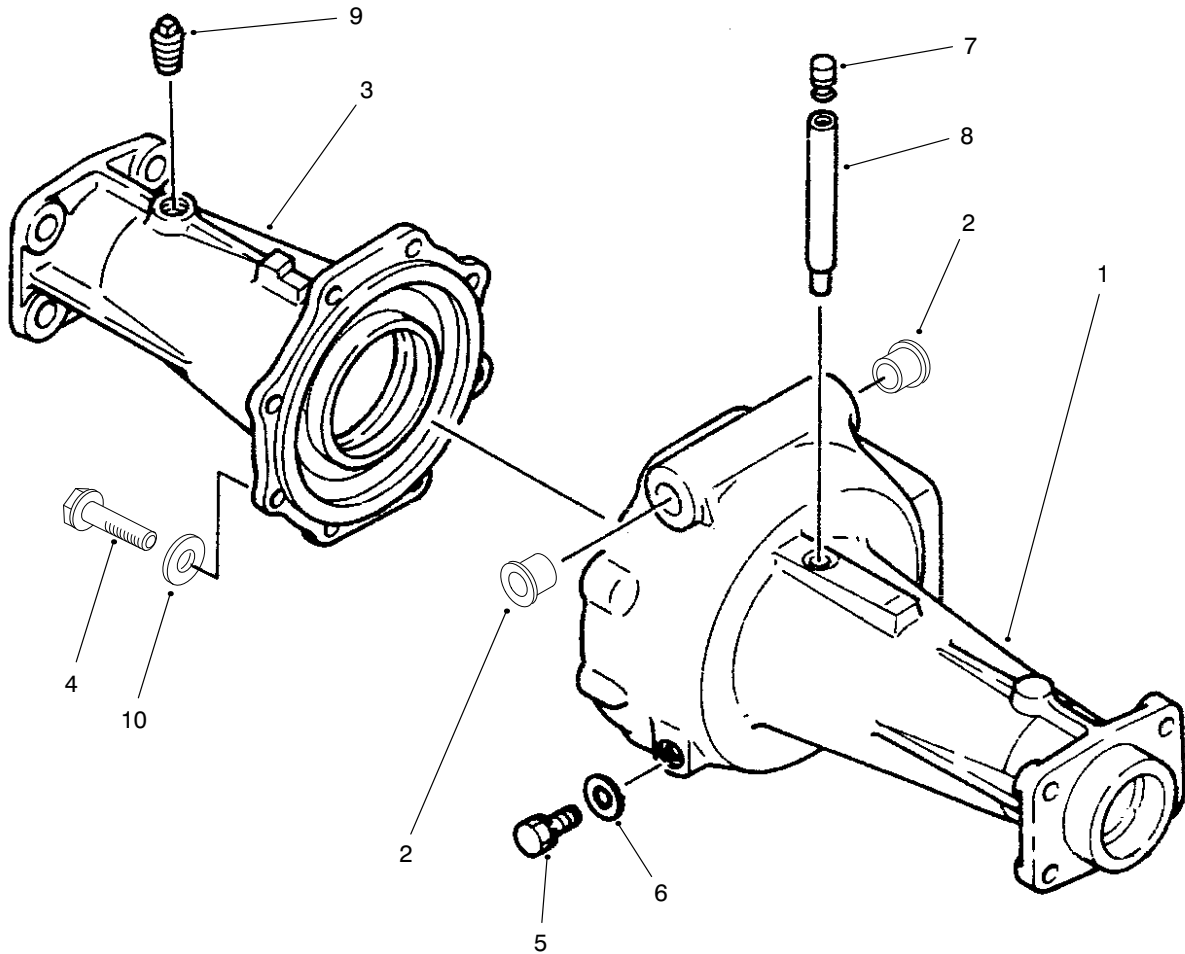
T-1109-2

SLEEVE ASSEMBLY (Model No. 30455 Only)

Ref. No.	Part No.	Description	No. Used
1	76-7330	Bearing	1
2	76-7400	O-Ring	2
3	76-7410	Shim - 0.1 mm	A/R
*	76-7420	Shim - 0.2 mm	A/R
*	76-7430	Shim - 0.4 mm	A/R
4	76-7320	Sleeve	1
5	93-7773	Bolt	4
6	76-7340	Seal - Oil	1

Ref. No.	Part No.	Description	No. Used
7	76-7350	Bushing	1
8	76-7380	Washer	1
9	76-7390	Nut - Lock	1
10	76-7360	O-Ring	1
11	76-7370	Bearing	1
12	76-8070	Adapter	1
*	77-4010	Shim Set (Incl. Ref. #3)	1

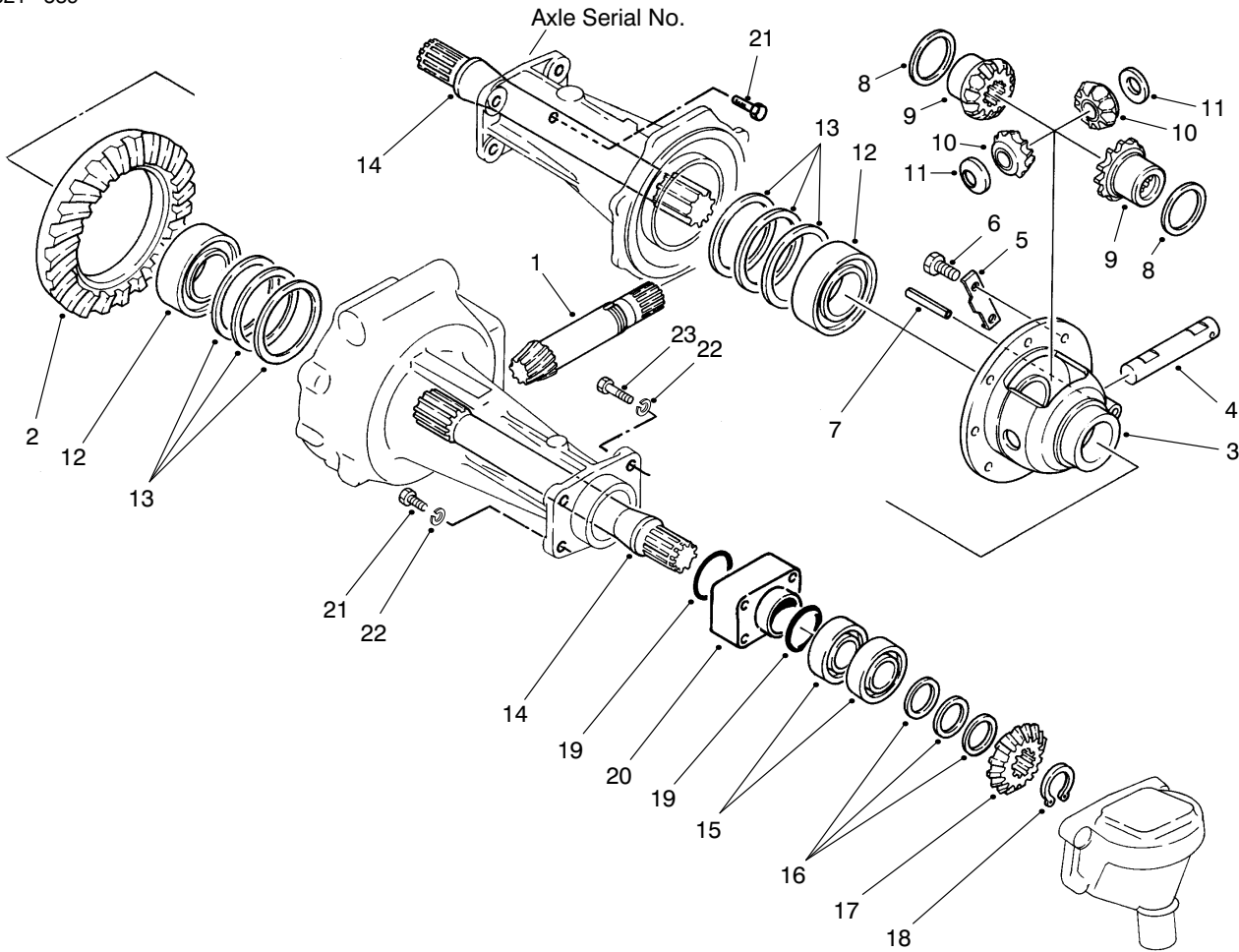
*Not Illustrated



T-1112-2

AXLE HOUSING ASSEMBLY (Model No. 30455 Only)

Ref. No.	Part No.	Description	No. Used	Ref. No.	Part No.	Description	No. Used
1	93-7778	Housing - Axle A	1	6	76-7120	Seal - Washer	1
2	93-7787	Bushing - Flange	2	7	76-7480	Plug - Vent	1
3	93-7779	Housing - Axle B	1	8	76-7470	Pipe	1
4	93-7782	Screw - Hex. Hd. Flange	8	9	76-7140	Plug	1
5	76-7110	Plug	1	10	93-7781	Washer	8



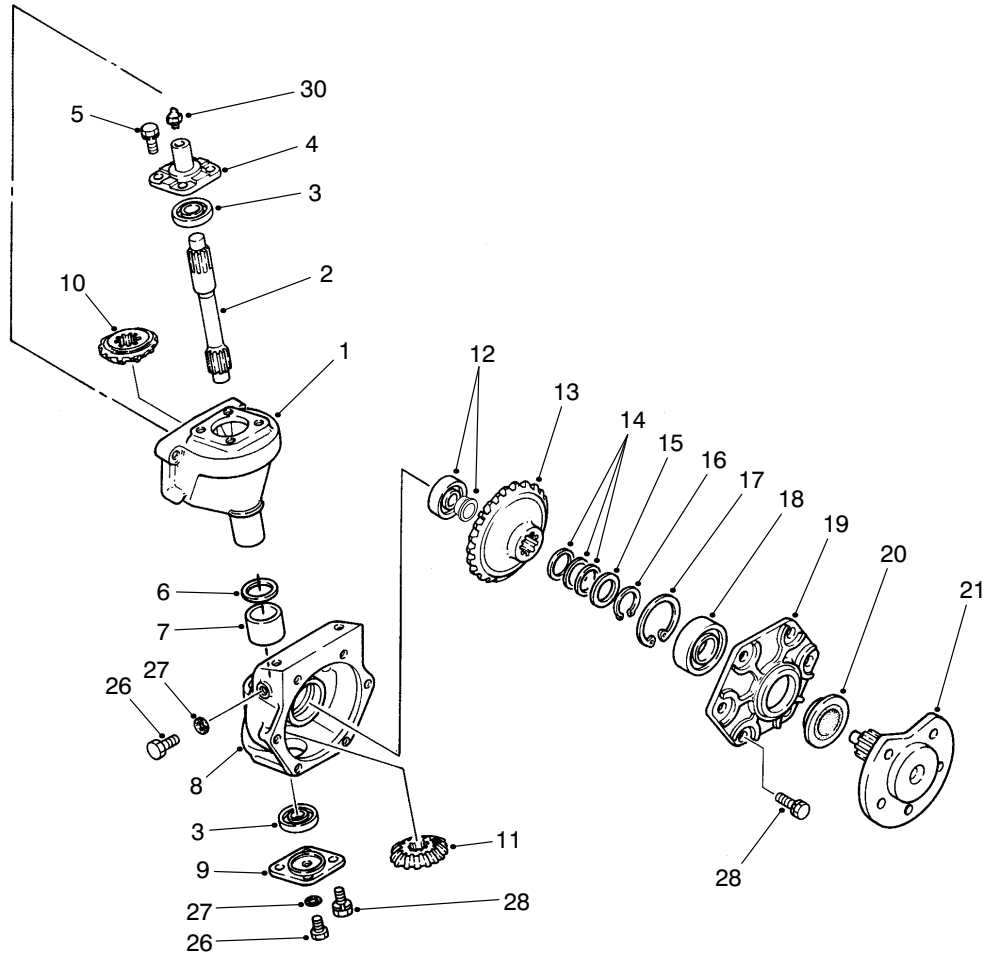
T-1111-3

DIFFERENTIAL & SHAFT ASSEMBLY (Model No. 30455 Only)

Ref. No.	Part No.	Description	No. Used
1	76-7250	Shaft - Drive	1
2	76-7240	Ring - Gear (Axle Serial No. 0001-4507)	1
2	98-7823	Ring - Gear (Axle Serial No. 4508 & Up)	1
3	76-7170	Case - Differential (Axle Serial No. 0001-4507)	1
3	98-7822	Case - Differential (Axle Serial No. 4508 & Up)	1
4	76-7200	Shaft - Pinion	1
5	76-7230	Washer - Lock (Axle Serial No. 0001-4507)	4
6	76-7260	Bolt (Axle Serial No. 0001-4507)	8
6	98-7821	Bolt (Axle Serial No. 4508 & Up)	8
7	76-7270	Pin - Spring	1
8	76-7220	Washer - Thrust	2
9	76-7190	Gear - Side	2
10	76-7180	Pinion - Mate	2
11	76-7210	Washer - Thrust	2
12	76-7280	Bearing	2
13	76-7290	Shim - 0.1 mm	A/R
*	76-7300	Shim - 0.2 mm	A/R

Ref. No.	Part No.	Description	No. Used
*	76-7310	Shim - 0.3 mm	A/R
14	76-7490	Shaft - Differential	2
15	76-7500	Bearing	4
16	76-7520	Shim - 0.1 mm	A/R
*	76-7530	Shim - 0.2 mm	A/R
*	76-7540	Shim - 0.4 mm	A/R
17	76-7510	Pinion - 14T	2
18	76-7550	Ring - Retaining	2
19	76-7580	Seal - O-Ring	4
20	76-7590	Spacer	2
21	76-7600	Bolt - Reamer	2
22	76-7620	Washer - Lock	8
23	76-7610	Bolt	6
*	76-7160	Gear Case Assembly (Axle Serial No. 0001-4507) (Incl. Ref. #2-11)	1
*	98-7820	Gear Case Assembly (Axle Serial No. 4508 & Up) (Incl. Ref. #2-11)	1
*	77-4000	Shim Set (Incl. Ref. #13)	1
*	77-4020	Shim Set (Incl. Ref. #16)	1

*Not Illustrated

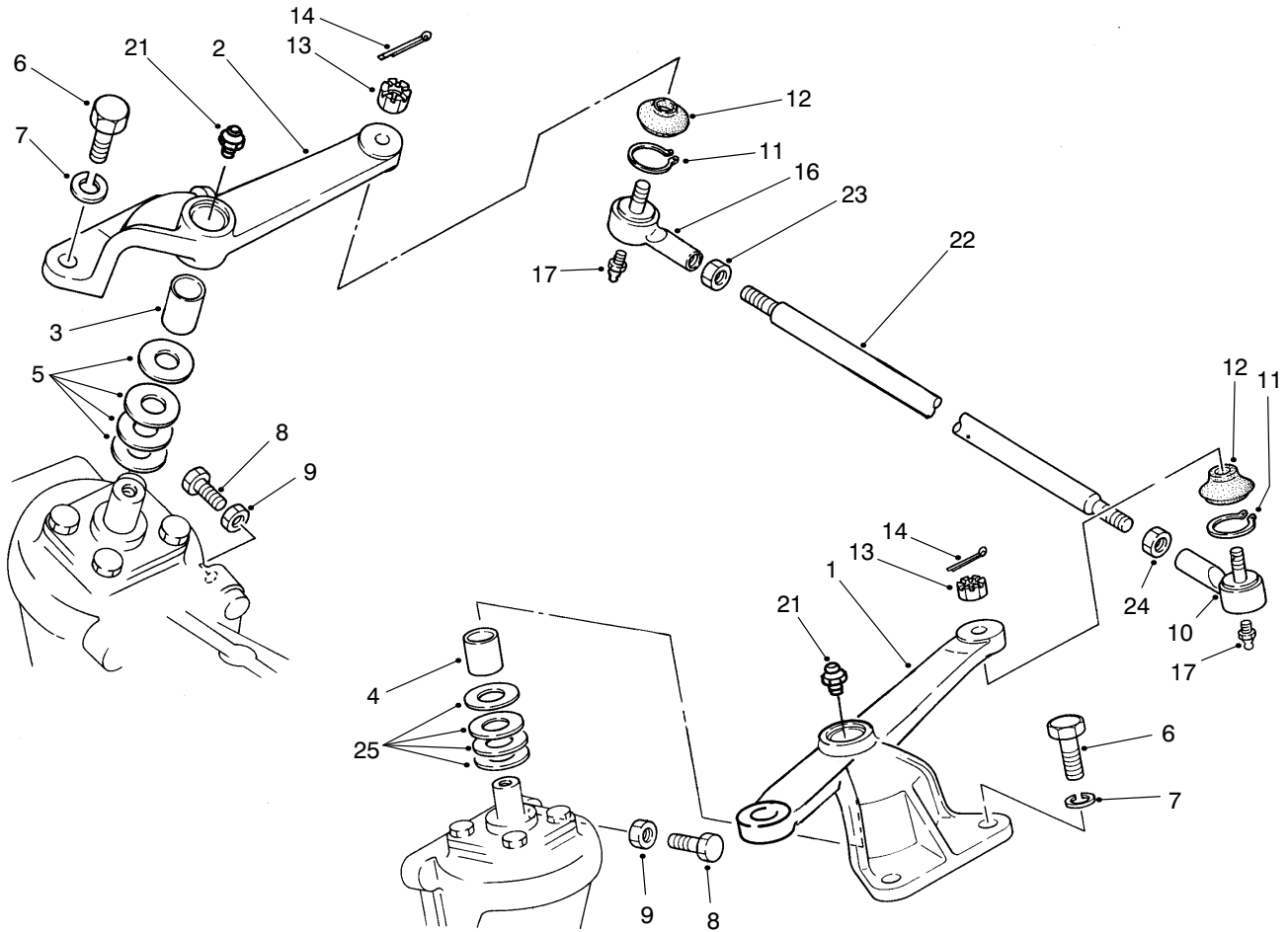


T-1110-1

STEERING GEAR CASE ASSEMBLY (Model No. 30455 Only)

Ref. No.	Part No.	Description	No. Used	Ref. No.	Part No.	Description	No. Used
1	76-7560	Case - Gear	2	14	76-7890	Shim - 0.15 mm	A/R
2	76-7650	Shaft - Final Drive	2	*	76-7900	Shim - 0.2 mm	A/R
3	76-7670	Bearing	4	*	76-7910	Shim - 0.4 mm	A/R
4	76-7660	Holder - 20 mm L.H.	1	15	76-7880	Spacer	2
*	76-7630	Holder - 25 mm R.H.	1	16	76-7920	Ring - Retaining	2
5	76-7640	Bolt	8	17	76-7930	Ring - Retaining	2
6	76-7740	Seal - Oil	2	18	93-7775	Bearing	2
7	76-7730	Bushing	2	19	76-7810	Holder - Bearing	2
8	76-7680	Case - Final Drive	2	20	76-7870	Seal - Oil	2
9	76-7770	Cover	2	21	76-7830	Shaft - Wheel	2
10	76-7510	Pinion - 14T	2	26	76-7110	Plug	4
11	76-7750	Pinion - 15T	2	27	76-7120	Seal - Washer	4
12	94-5643	Bearing	2	28	76-7640	Bolt	20
13	76-7840	Gear - Bevel	2	30	76-7960	Fitting - Grease	2
				*	77-4030	Shim Set (Incl. Ref. #14)	1

*Not Illustrated



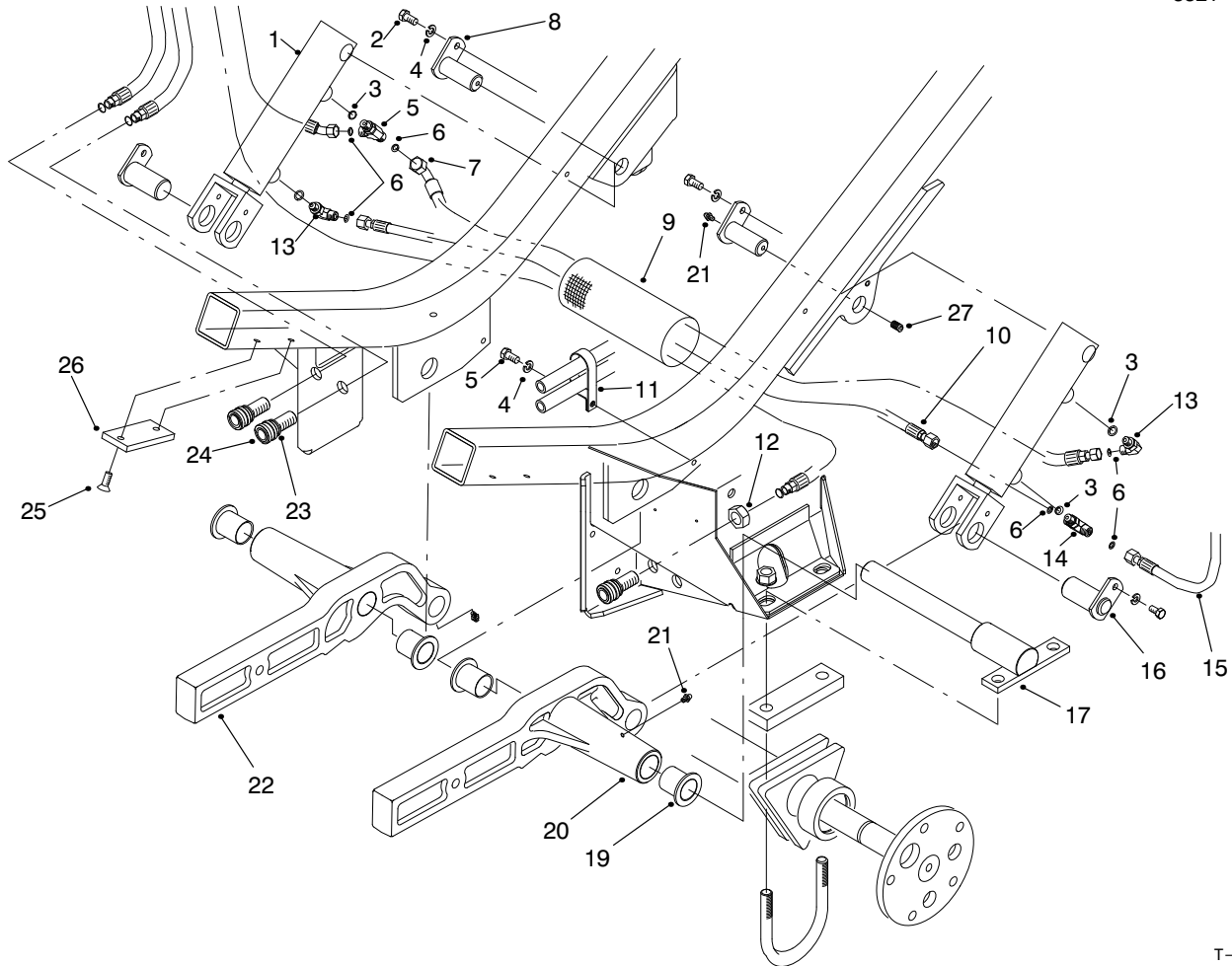
T-1108-1

STEERING ARM LINKAGE (Model No. 30455 Only)

Ref. No.	Part No.	Description	No. Used
1	94-8018	Arm - Drag Link	1
2	94-8019	Arm - Tie Rod	1
3	76-4260	Bushing	1
4	76-7950	Bushing	1
5	76-7820	Shim - 1.0 mm	A/R
*	76-7970	Shim - 1.4 mm	A/R
*	76-7980	Shim - 1.2 mm	A/R
*	76-7990	Shim - .08 mm	A/R
6	76-8000	Bolt	4
7	76-8010	Washer	4
8	76-7710	Bolt	4
9	76-7720	Nut	4
10	76-8030	L.H. Rod End Assembly (Incl. Ref. #11-14 & 17)	1
11	93-7783	Ring - Retaining	2
12	93-7784	Cover	2
13	93-7785	Nut - Slotted	2

Ref. No.	Part No.	Description	No. Used
14	3272-7	Pin - Cotter	2
16	76-8050	R.H. Rod End Assembly (Incl. Ref. #11-14 & 17)	1
17	93-7786	Fitting - Grease	2
21	76-7960	Fitting - Grease	2
22	76-8020	Rod - Tie	1
23	76-8060	Nut - R.H.	1
24	76-8040	Nut - L.H.	1
25	76-7700	Shim - 0.8 mm	A/R
*	76-7760	Shim - 1.0 mm	A/R
*	76-7780	Shim - 1.2 mm	A/R
*	76-7790	Shim - 1.4 mm	A/R
*	77-4050	Shim Set (Incl. Ref. #5)	1
*	77-4040	Shim Set (Incl. Ref. #25)	1

*Not Illustrated

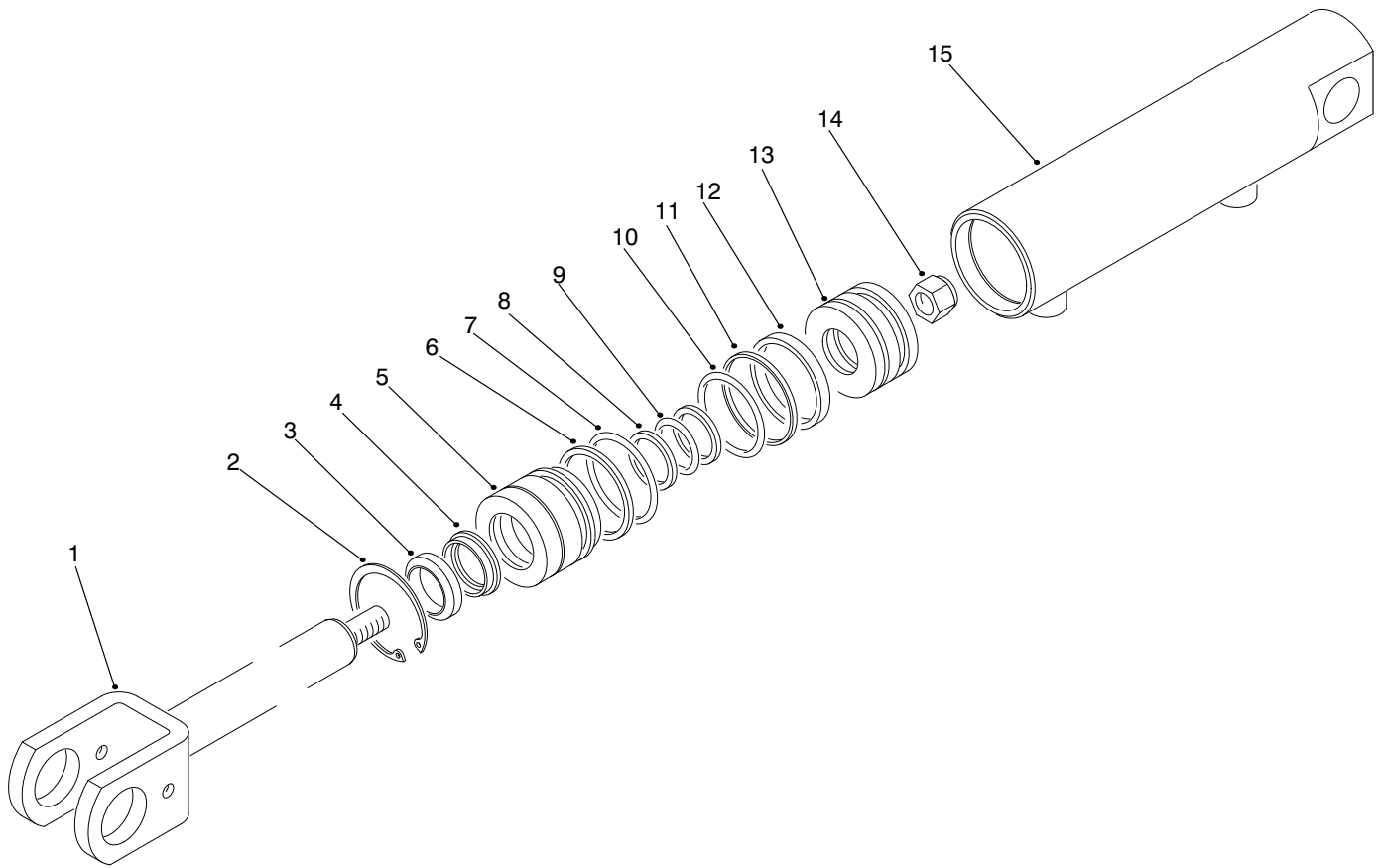


T-2672-1

LIFT ARM ASSEMBLY

Ref. No.	Part No.	Description	No. Used	Ref. No.	Part No.	Description	No. Used
1	86-5580	Cylinder - Hydraulic	2	14	340-125	Fitting - Hydraulic Tee (Incl. Ref. #3 & 6)	1
2	322-2	Screw - Cap Hex. Hd.	5	15	86-3170	Hose Assembly	1
3	237-78	O-Ring	4	16	88-1190	Pin - Pivot	2
4	3253-4	Washer - Lock	5	17	86-2790	Pin - Pivot L.H.	1
5	340-140	Fitting - Hydraulic Tee (Incl. Ref. #3 & 6)	1	*	88-1200	Pin - Pivot R.H.	1
6	237-21	O-Ring	6	19	68-6480	Bushing - Flange	4
7	86-3160	Assembly - Hose	1	20	84-0730	Arm - Lift, L.H.	1
8	84-1350	Pin - Pivot	2	21	302-5	Fitting - Grease	6
9	70-1380	Sleeve - Protective	1	22	86-5890	Arm - Lift, R.H.	1
10	86-3200	Hose Assembly	1	23	237-79	O-Ring	3
11	2412-137	R-Clamp	1	24	86-5450	Coupler - Hydraulic (Incl. Ref. #23)	3
12	3220-7	Nut - Jam	3	25	32108-58	Screw - Machine Flat Hd.	4
13	340-132	Fitting - Hydraulic 90° (Incl. Ref. #3 & 6)	2	26	69-9300	Pad - Bumper	2
				27	3247-4	Screw - Set	2

*Not Illustrated



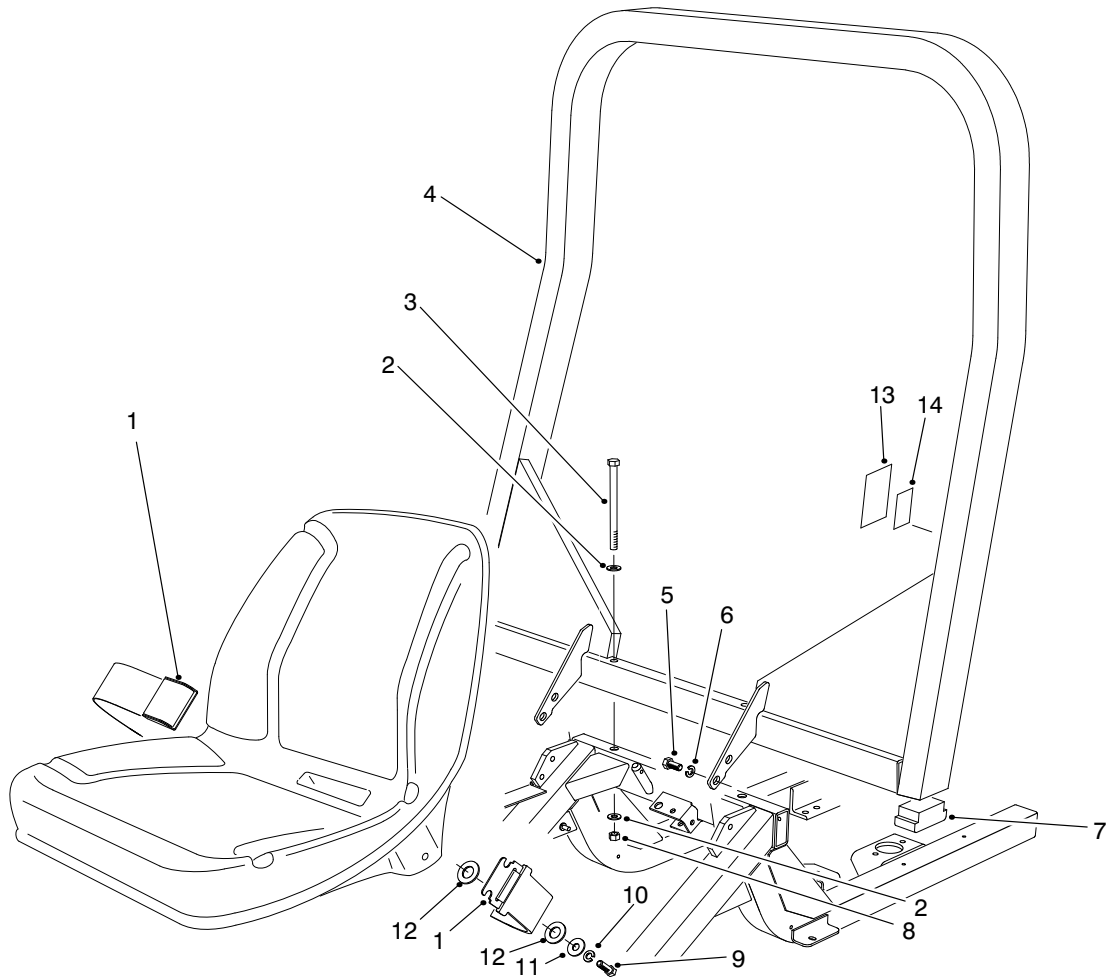
T-1490-1

HYDRAULIC CYLINDER NO. 86-5580

Ref. No.	Part No.	Description	No. Used
1	88-3620	Assembly - Rod	1
2		Ring - Retaining	1
3		Wiper - Rod	1
4		U-Cup - Loaded	1
5	88-3630	Head	1
6		Ring - Back-Up	1
7		O-Ring	1
8		Ring - Back-Up	2
9		O-Ring	1

Ref. No.	Part No.	Description	No. Used
10		O-Ring	1
11		Ring - Piston, Unithane	1
12		Ring - Wear	1
13	88-3600	Piston	1
14	88-3590	Nut - Lock	1
15	88-3610	Assembly - Barrel	1
*	88-3640	Kit - Seal (Incl. Ref. #2-4 & 6-12)	1

*Not Illustrated



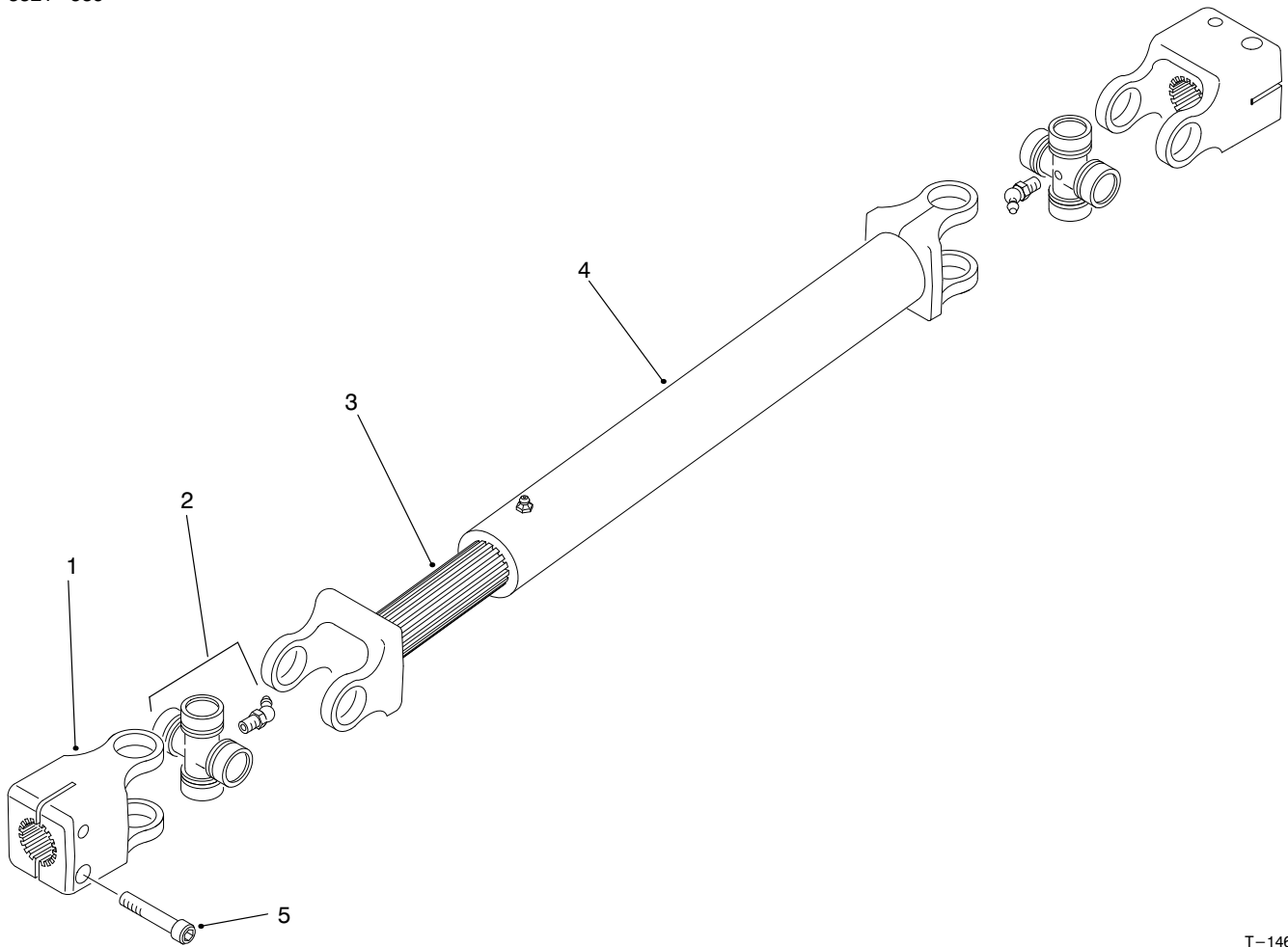
T-2249-2

R.O.P.S. ASSEMBLY (Standard For Model No. 30455) (Optional For Model No. 30450)

Ref. No.	Part No.	Description	No. Used	Ref. No.	Part No.	Description	No. Used
1	21-4191	Seat Belt Assembly	1	9	3212-5	Screw - Cap Hex. Hd.	2
2	3256-26	Washer - Flat	4	10	3253-6	Washer - Lock	2
3	325-33	Screw - Cap Hex. Hd.	2	11	3256-5	Washer - Flat	2
4	76-9370	Bar - R.O.P.S.	1	12	3256-28	Washer - Flat	2
5	325-2	Screw - Cap Hex. Hd.	4	13	92-6073	Decal - Clear	1
6	3253-7	Washer - Lock	4	14	92-2587	Decal - R.O.P.S.	1
7	82-5370	Foam - R.O.P.S. Bar	2	*		Canopy Assembly (Optional)	1
8	3296-25	Nut - Lock	2				

*Not Illustrated

NOTE: When purchasing Canopy assembly or R.O.P.S. assembly in its entirety, order direct from Custom Products PO Box 718 Litchfield, MN 55355

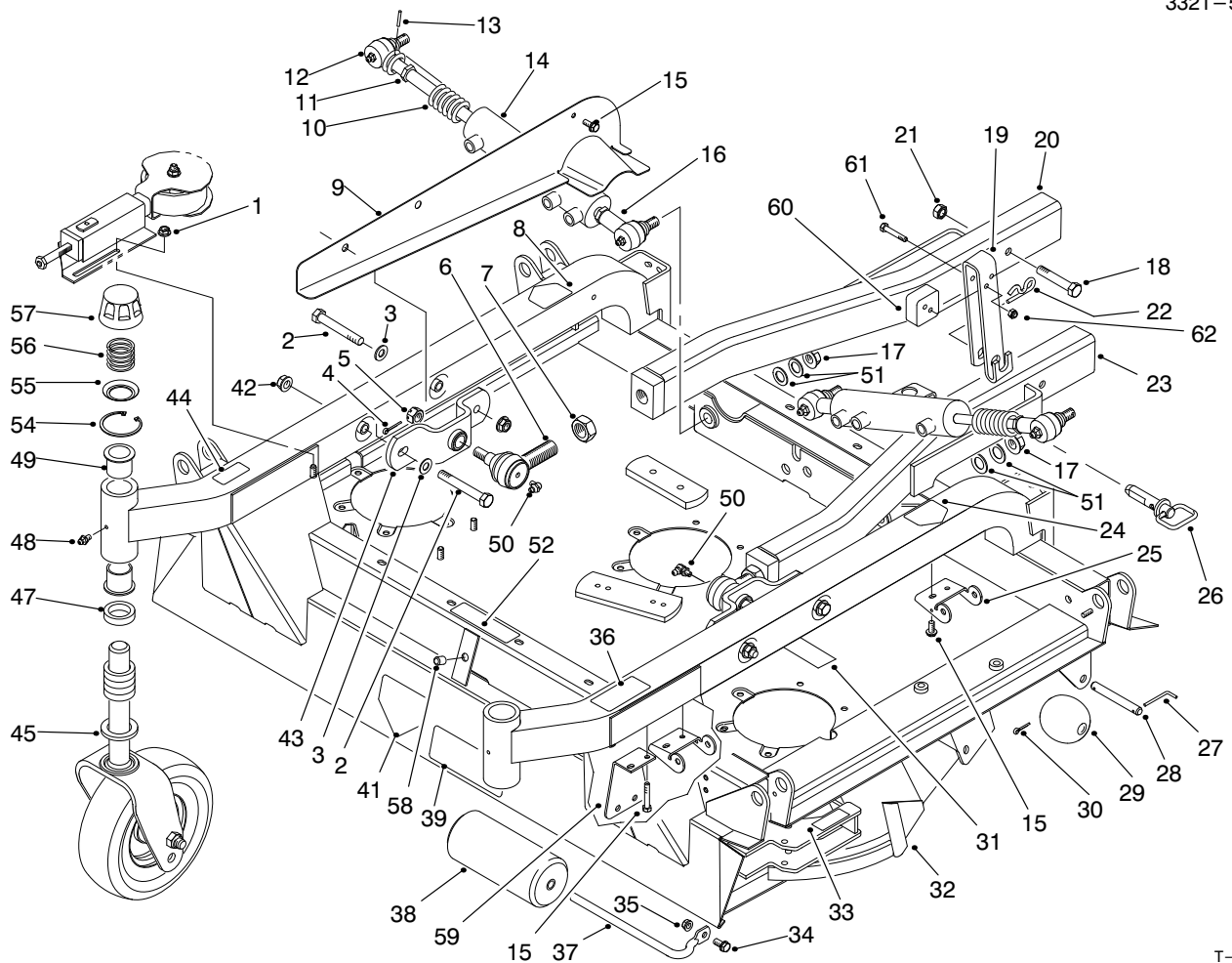


T-1465-1

DRIVE SHAFT ASSEMBLY 86-1730

Ref. No.	Part No.	Description	No. Used
1	86-1150	Yoke - End	2
2	86-1160	Kit - Universal	2
3	86-1170	Shaft - Slip Yoke	1

Ref. No.	Part No.	Description	No. Used
4	86-1180	Tube - Slip Yoke	1
5	3273-17	Screw - Hex. Socket Hd.	4

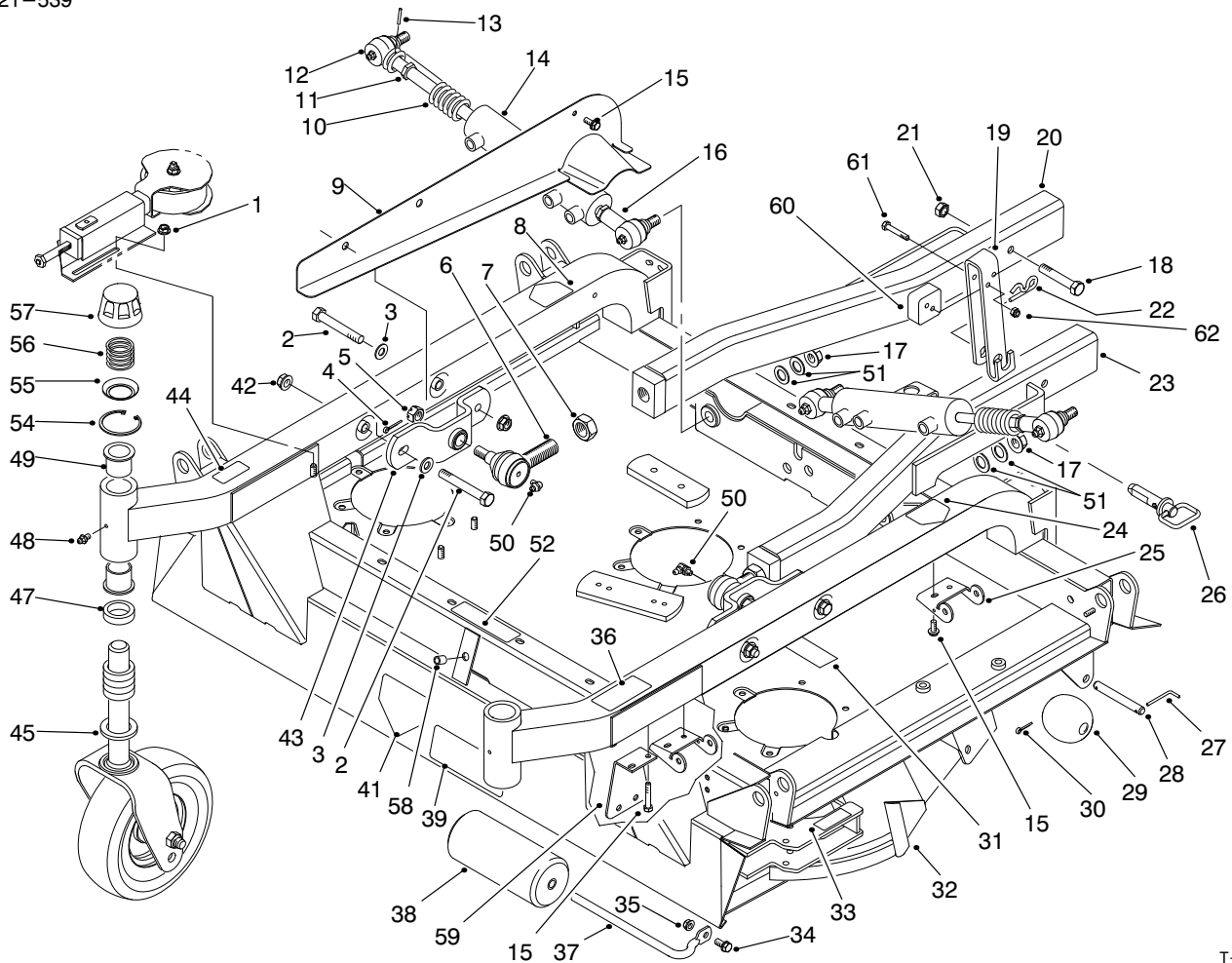


T-1459-3

CENTER DECK & CARRIER FRAME ASSEMBLY

Ref. No.	Part No.	Description	No. Used	Ref. No.	Part No.	Description	No. Used
1	32128-19	Nut - Flange Hd.	2	27	57-0690	Pin	2
2	325-35	Screw - Cap Hex. Hd.	4	28	57-0680	Shaft	2
3	3256-26	Washer - Flat	4	29	29-4820	Roller	2
4	3272-12	Pin - Cotter	2	30	3272-11	Pin - Cotter	2
5	32136-2	Nut	2	31	86-0740	Decal - Belt	1
6	86-8100	Ball - Joint	2	32	92-7757	Center Deck Assembly (Incl. Ref. #8, 24, 31, 33, 36, 39, 41, 44, 49 & 58)	1
7	21-3000	Nut	2	33	55-4300	Decal - Warning	2
8	86-0730	Decal - H.O.C. RH	1	34	3234-1	Screw - Hex. Flange Hd.	1
9	86-2230	Cover - Guide, RH	1	35	32128-21	Nut - Flange Hd.	1
10	86-2510	Spring	2	36	86-0780	Decal - H.O.C.	1
11	84-5300	Nut	4	37	68-6840	Shaft	1
12	92-5810	Ball Joint	2	38	68-6710	Roller	1
13	32121-51	Pin - Roll	2	39	68-8340	Decal - Caution	1
14	86-2190	Cylinder - Hydraulic	2	41	43-8480	Decal - Danger	1
15	32144-26	Screw - Hex. Washer Hd.	12	42	32128-23	Nut - Flange Hd.	4
16	92-5811	Ball Joint	2	43	69-7290	Mount - Carrier	2
17	32128-54	Nut - Flange	2	44	†	Decal - Safety Std.	1
18	325-11	Screw - Cap Hex. Hd.	2	45	77-0950	Washer	2
19	94-8009	Strap - Deck H.O.C.	2	47	69-1510	Spacer	10
20	86-2280	Frame - Carrier, RH	1	48	302-5	Fitting - Grease	2
21	3296-23	Nut - Lock	2	49	69-6470	Bushing	4
22	3290-256	Pin - Cotter, Hair	2	50	302-60	Fitting - Grease 90°	2
23	86-2320	Frame - Carrier, LH	1	51	86-1440	Washer - Flat	4
24	86-0720	Decal - H.O.C. LH	1	52	85-6410	Decal - Danger	1
25	86-1890	Hinge	4				
26	86-2390	Pin - H.O.C.	2				

†Not Sold Separately



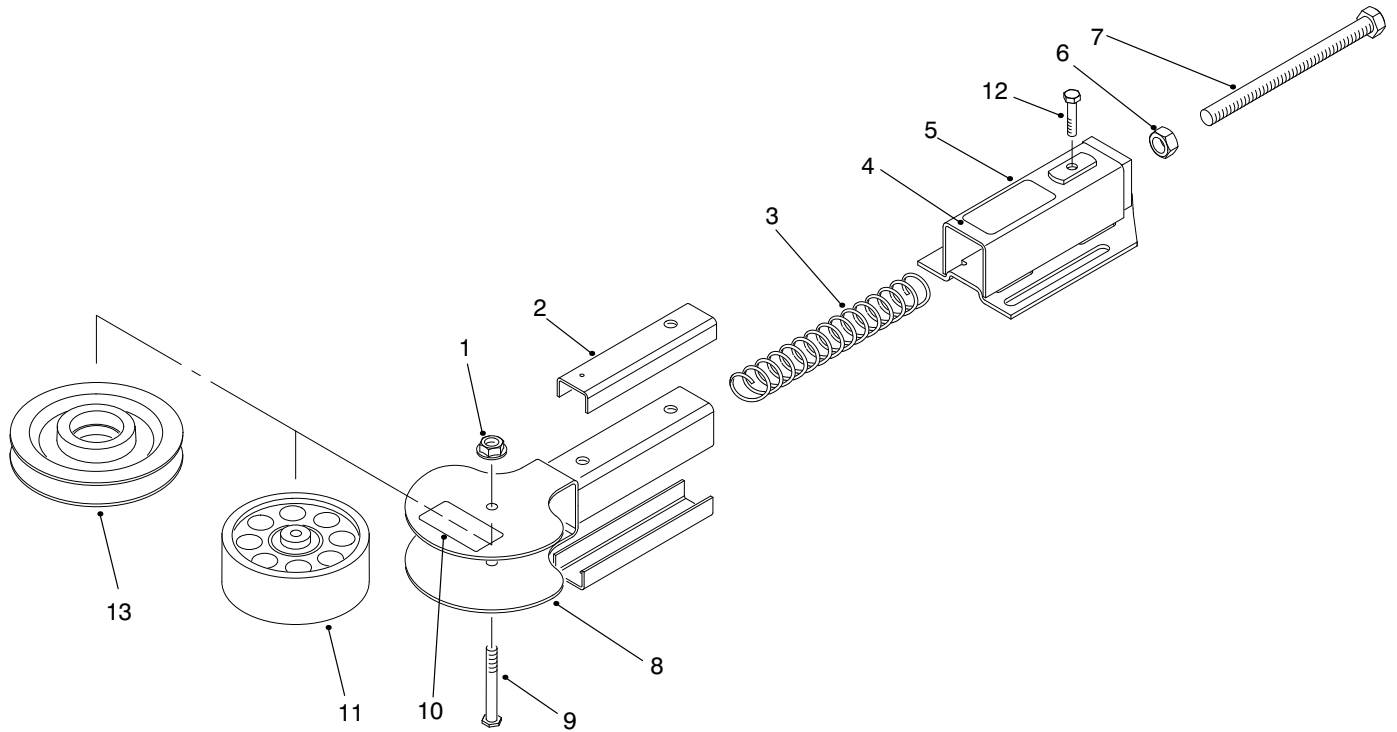
T-1459-3

CENTER DECK & CARRIER FRAME ASSEMBLY (Continued)

Ref. No.	Part No.	Description	No. Used
54	92-5581	Ring - Retaining, Internal	2
55	92-5583	Washer	2
56	92-9726	Spring - Compression	2
57	92-8861	Cap	2
58	32148-10	Insert - Threaded	1
59	94-8020	Shield - Wire Harness	2

Ref. No.	Part No.	Description	No. Used
60	94-8008	Plate - Wear	2
61	322-21	Screw - Cap Hex. Hd.	4
62	3296-29	Nut - Lock	4
*	92-9727	Assembly - Cap, H.O.C. (Incl. Ref. #54-57)	2

*Not Illustrated



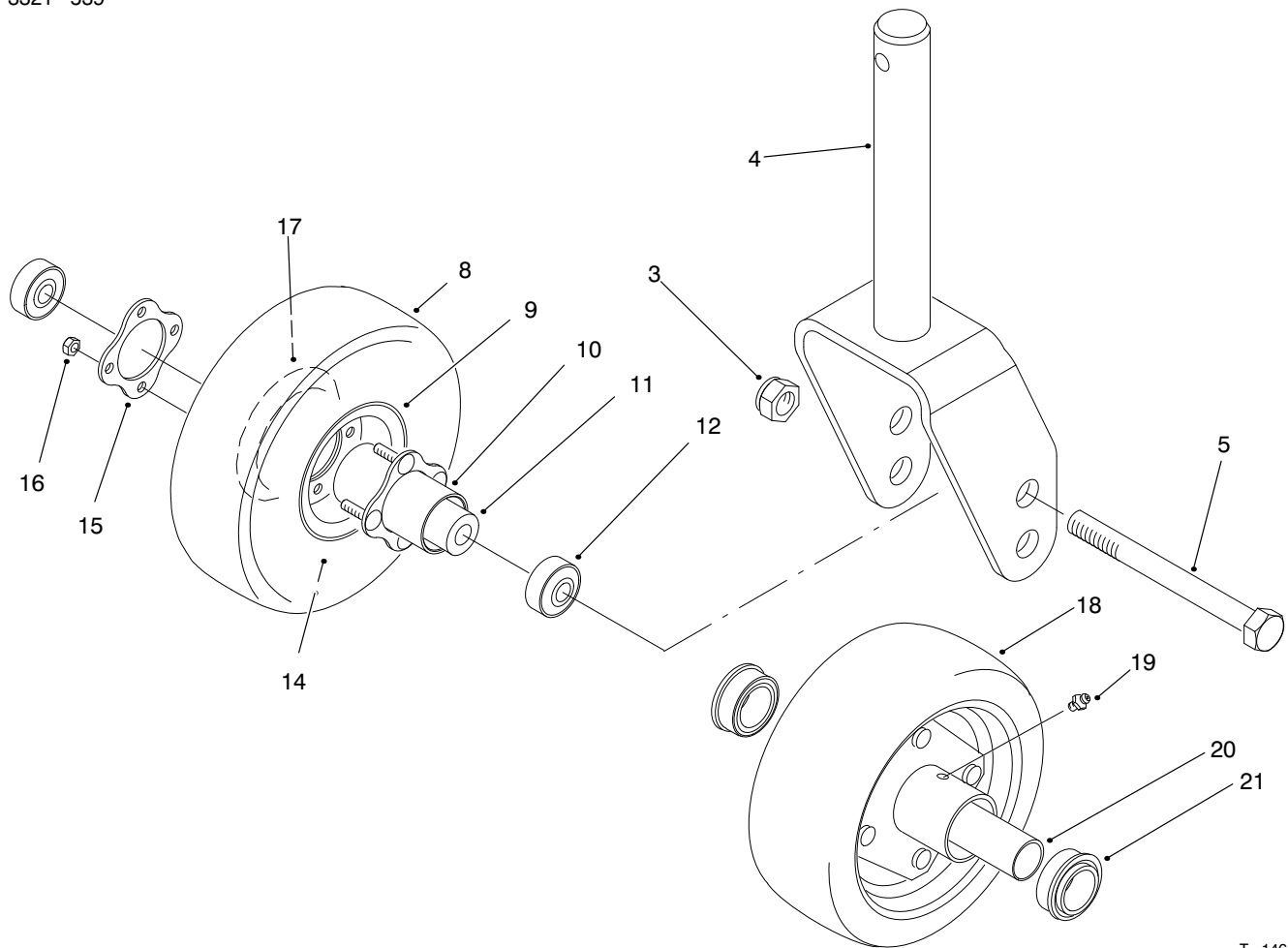
T-1451-2

BELT TENSION ADJUSTOR

Ref. No.	Part No.	Description	No. Used
1	32128-43	Nut - Lock, Flange Head	3
2	86-0060	Sleeve - Tube	6
3	92-7767	Spring - Compression (Wing Deck Adjustor) (Color - White)	2
*	92-7768	Spring - Compression (Center Deck Adjustor) (Color - Red)	1
4	86-2670	Decal - Belt	1
5	92-0626	Tube Assembly (Incl. Ref. #4)	3

Ref. No.	Part No.	Description	No. Used
6	3217-9	Nut - Jam	3
7	86-0050	Screw - Adjusting	3
8	95-4383	Yoke - Pulley (Incl. Ref. #10)	3
9	86-2000	Bolt - Thin Head	3
10	55-4300	Decal - Warning	1
11	92-0625	Idler Pulley Assembly	2
12	322-5	Screw - HH	3
13	92-9721	Idler Pulley Assembly - V	1

*Not Illustrated



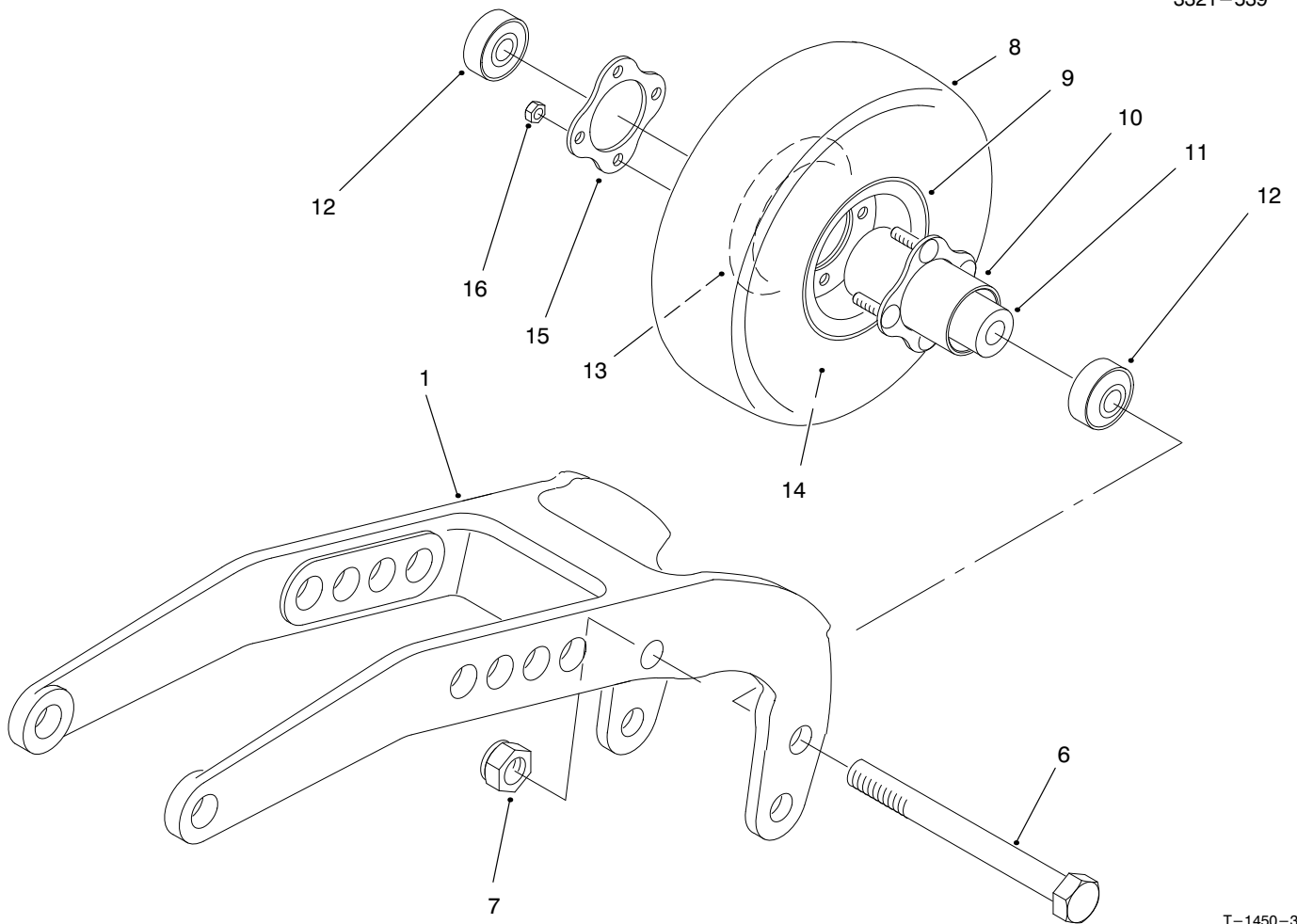
T-1461-3

FRONT CASTOR FORK ASSEMBLY

Ref. No.	Part No.	Description	No. Used
3	3296-53	Nut - Lock	2
4	92-7750	Fork (Used on Wing Units)	2
*	92-7752	Fork (Used on Center Unit)	2
5	327-24	Screw - Cap Hex. Hd.	2
8	93-9939	Tire - 8"	2
*	93-4243	Tire - 10"	2
9	93-4239	Rim - Wheel	2
10	93-5980	Hub	2
11	93-4241	Spacer - Bearing	2
12	93-4237	Bearing - Castor	4
14	68-8950	8" Tube - w/Valve	2
*	93-4244	10" Tube - w/Valve	2
15	93-4242	Plate	2
16	32128-16	Nut - Hex. Lock	8
17	95-2741	Rim - Wheel	2

Ref. No.	Part No.	Description	No. Used
18	76-1880	Segmented 10" Wheel Optional (Incl. Ref. #19-21)	2
19	302-5	Fitting - Grease	2
20	251-332	Spacer - Inner	2
21	251-321	Bearing - Ball	2
*	93-9938	Wheel - 8" (Used on Wing Units) (Incl. Ref. #8-17)	2
*	93-4240	Wheel - 10" (Used on Center Unit) (Incl. Ref. #8-17)	2
*	93-5974	8" Foam Filled Wheel Assy. (Optional) (Incl. Ref. #8-12, & 15-17)	2
*	93-5973	10" Foam Filled Wheel Assy. (Optional) (Incl. Ref. #8-12, & 15-17)	2

*Not Illustrated

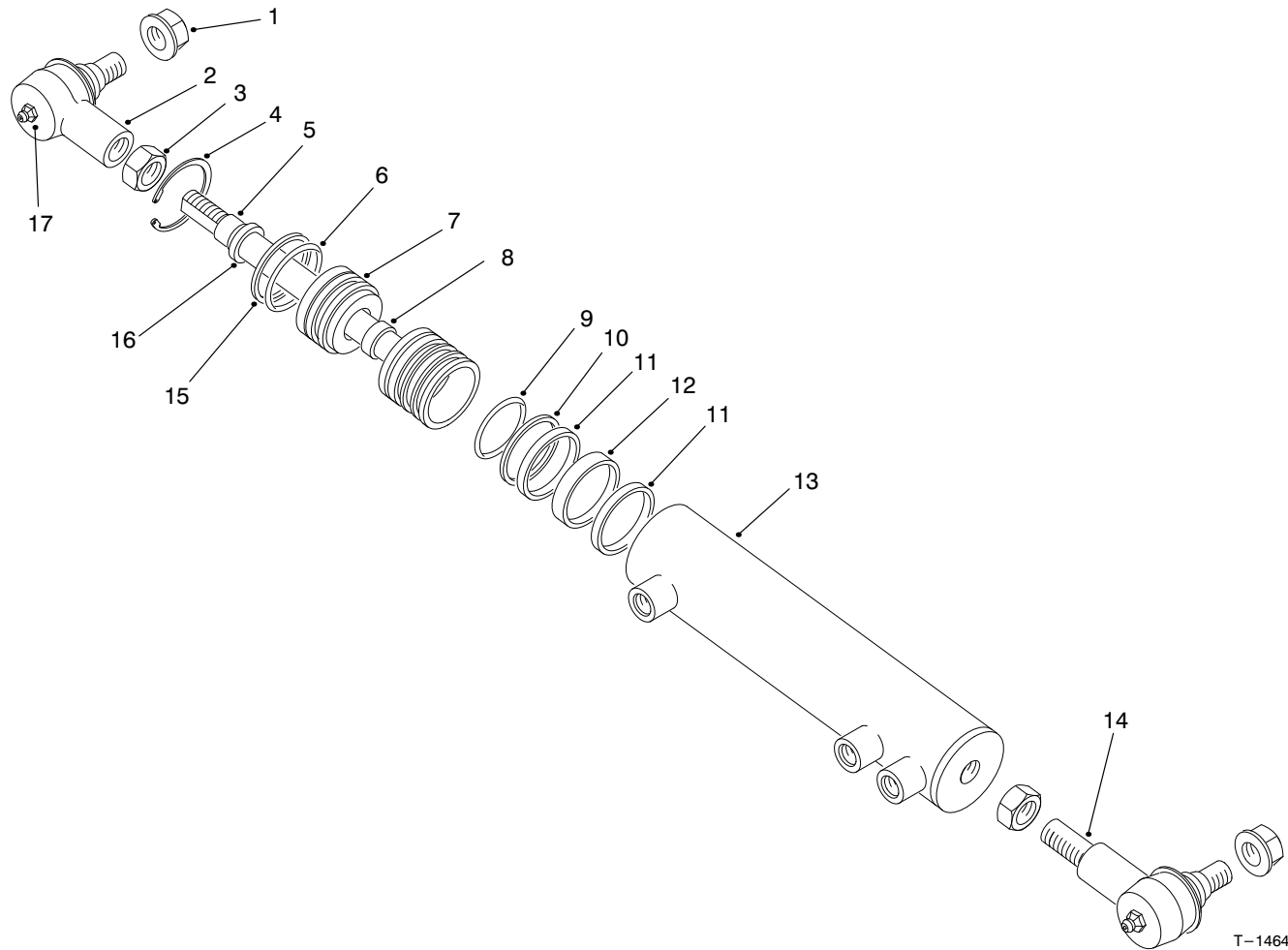


T-1450-3

REAR PIVOT ARM ASSEMBLY

Ref. No.	Part No.	Description	No. Used	Ref. No.	Part No.	Description	No. Used
1	75-9790	Arm - Pivot, Rear	2	14	68-8950	Tube - w/Valve	2
6	327-24	Screw - Cap Hex. Hd.	2	15	93-4242	Plate	2
7	3296-53	Nut - Lock	2	16	32128-16	Nut - Flange Lock	8
8	93-9939	Tire - 8"	2	*	93-9938	Castor Wheel Assembly (Incl. Ref. #8-16)	2
9	93-4239	Rim - Wheel	2	*	93-5974	8" Foam Filled Wheel Assy. (Optional) (Incl. Ref. #8-13 & 15-16)	2
10	93-5980	Hub	2				
11	93-4241	Spacer - Bearing	2				
12	93-4237	Bearing - Castor	4				
13	95-2741	Rim - Wheel	2				

*Not Illustrated



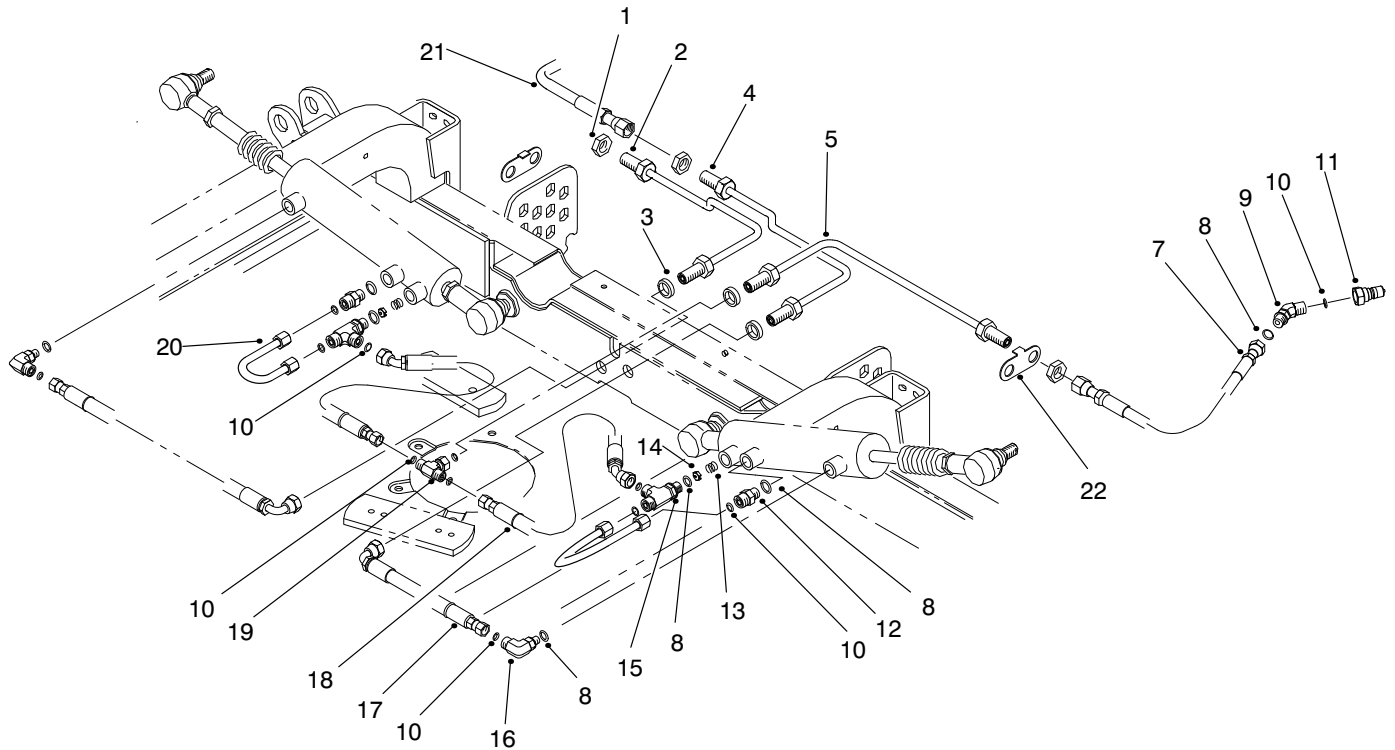
T-1464-1

HYDRAULIC CYLINDER ASSEMBLY NO. 86-2190

Ref. No.	Part No.	Description	No. Used
1	32128-54	Nut - Flange	2
2	92-5810	Assembly - Rod End	1
3	84-5300	Nut - Jam	2
4		Ring - Retaining	1
5	92-0603	Piston & Rod Assembly	1
6		O-Ring	1
7	92-0604	Head - Ring Retaining	1
8		Cup - U	1
9		O-Ring	1
10		Ring - Piston	1
11		Ring - Wear	2

Ref. No.	Part No.	Description	No. Used
12		Ring - Wear	1
13	92-0602	Assembly - Barrel	1
14	92-5811	Assembly - Rod End	1
15		Back-up	1
16		Wiper	1
17	302-5	Fitting - Grease	2
*	86-2190	Cylinder Assembly (Incl. Ref. 4-13 & 15-16)	1
*	92-0600	Kit - Seal (Incl. Ref. #4, 6, 8-12, 15 & 16)	1

*Not Illustrated

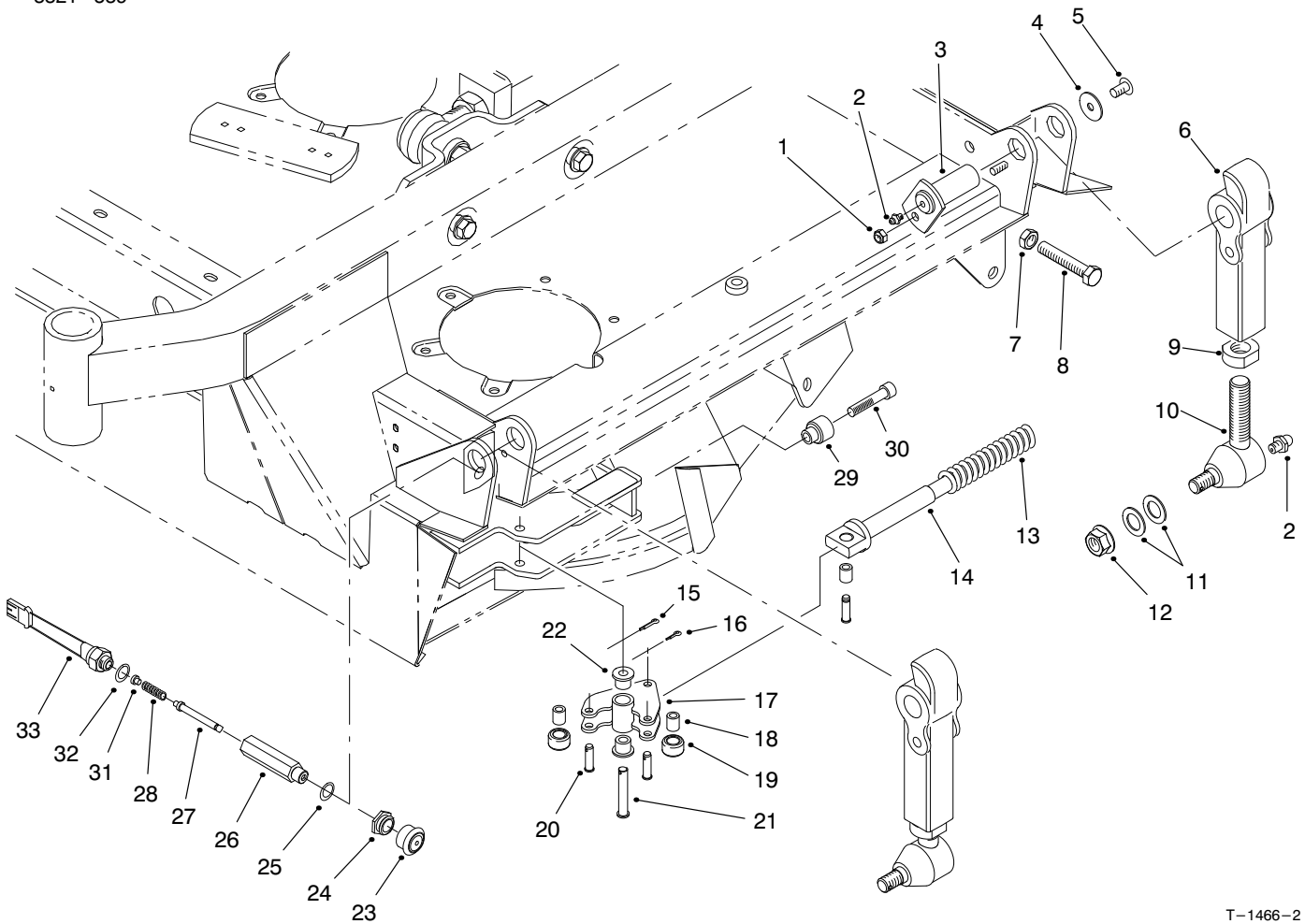


T-1460-1

HYDRAULIC HOSE ASSEMBLY

Ref. No.	Part No.	Description	No. Used	Ref. No.	Part No.	Description	No. Used
1	340-70	Nut - Lock, Bulkhead	6	13	86-2630	Spring - Compression	2
2	86-2480	Assembly - Tube	1	14	84-6403	Orifice	2
3	86-0690	Spacer	3	15	340-86	Fitting - Hydraulic, Tee (Incl. Ref. #8 & 10)	2
4	86-2490	Assembly - Tube	1	16	340-77	Elbow - Hydraulic 90° (Incl. Ref. #8 & 10)	2
5	86-2470	Assembly - Tube	1	17	86-2440	Assembly - Hose	2
7	86-2460	Assembly - Hose	2	18	86-2450	Assembly - Hose	2
8	237-42	O-Ring	11	19	340-166	Fitting (Incl. Ref. #10)	1
9	340-87	Fitting - Hydraulic (Incl. Ref. #8 & 10)	3	20	86-2640	Assembly - Tube, Cylinder	2
10	237-22	O-Ring	12	21	86-1420	Hose - Hydraulic	1
11	86-5460	Nipple - Coupler	3	22	92-5807	Retainer - Hardlines	2
12	340-2	Adapter - Straight (Incl. Ref. #8 & 10)	2				

*Not Illustrated



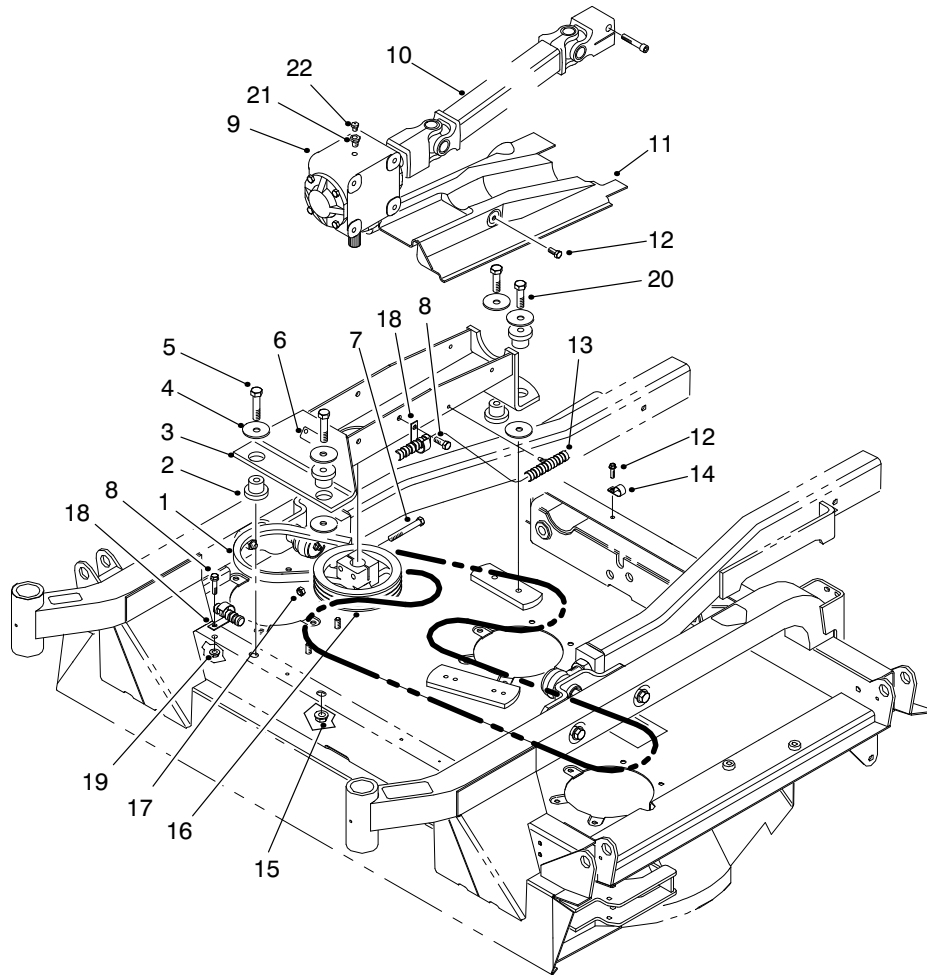
T-1466-2

PIVOT ARM ASSEMBLY

Ref. No.	Part No.	Description	No. Used
1	3296-29	Nut - Lock	4
2	302-5	Fitting - Grease	8
3	84-1350	Pin - Pivot	4
4	53-6380	Washer	4
5	323-4	Screw - Hex. Hd	4
6	84-0800	Arm - Pivot	4
7	3218-18	Nut - Jam	2
8	60-9870	Screw	2
9	86-2070	Nut	4
10	86-2080	Ball Joint (Incl. Ref. #2)	4
11	86-1440	Washer - Lock	8
12	32128-54	Nut - Flange	4
13	86-2560	Spring	2
14	86-2650	Support - Spring	2
15	3272-9	Pin - Cotter	2
16	3272-5	Pin - Cotter	6

Ref. No.	Part No.	Description	No. Used
17	86-2150	Lock	2
18	86-2090	Bushing	6
19	86-2120	Roller	4
20	283-61	Pin - Clevis	6
21	86-2130	Pin - Clevis	2
22	86-2180	Bushing	4
23	94-8031	Boot	2
24	94-8029	Nut - Special	2
25	237-7	O-Ring	2
26	94-8023	Guide	2
27	94-8024	Plunger	2
28	43-8600	Spring - Compression	2
29	92-4036	Cap - Rod	2
30	92-4037	Screw - Hex. Socket Hd.	2
31	43-8610	Guide - Spring Ball & Seat	2
32	237-42	O-Ring	2
33	72-4320	Switch - Ball N.O.	2

*Not Illustrated

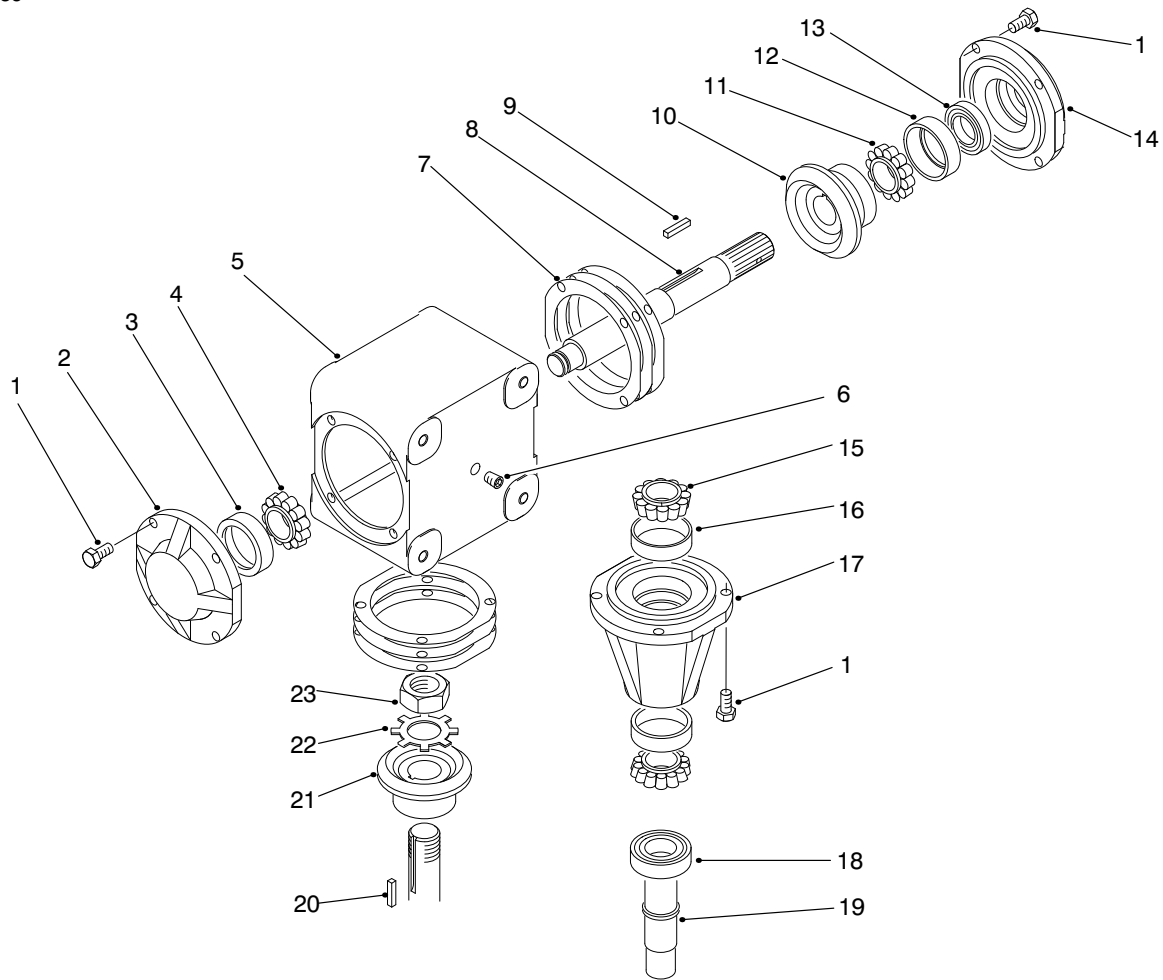


T-1455-2

GEAR BOX, MOUNT & DRIVE SHAFT ASSEMBLY

Ref. No.	Part No.	Description	No. Used	Ref. No.	Part No.	Description	No. Used
1	86-1970	V-Belt	1	13	95-4375	Wire Harness	1
2	84-1550	Mount - Rubber	4	14	2412-138	Clamp-R	1
3	86-2020	Support - Gear Box	1	15	32128-23	Nut - Hex. Flange Hd.	2
4	86-1990	Washer	6	16	86-1410	Pulley - Gearbox 6.50 Dia.	1
5	325-9	Screw - Cap Hex. Hd.	2	*	86-3100	Pulley - Gearbox 7.50 Dia. (Optional)	1
6	70-2560	Decal - Lube	1	17	3296-39	Nut - Lock	2
7	323-14	Screw - Cap Hex. Hd.	2	18	2412-150	Clip - J	3
8	3234-1	Screw - Cap Hex. Hd.	6	19	3290-357	Nut - Flange	2
9	94-8295	Gear Box	1	20	325-7	Screw - Cap Hex. Hd.	2
10	86-1730	Drive Shaft	1	21	62-3550	Bushing - Reducer	1
11	86-1830	Cover - Drive Shaft	1	22	62-3520	Valve - Pressure Relief	1
12	32144-70	Screw - Hex. Flange Hd.	3				

*Not Illustrated



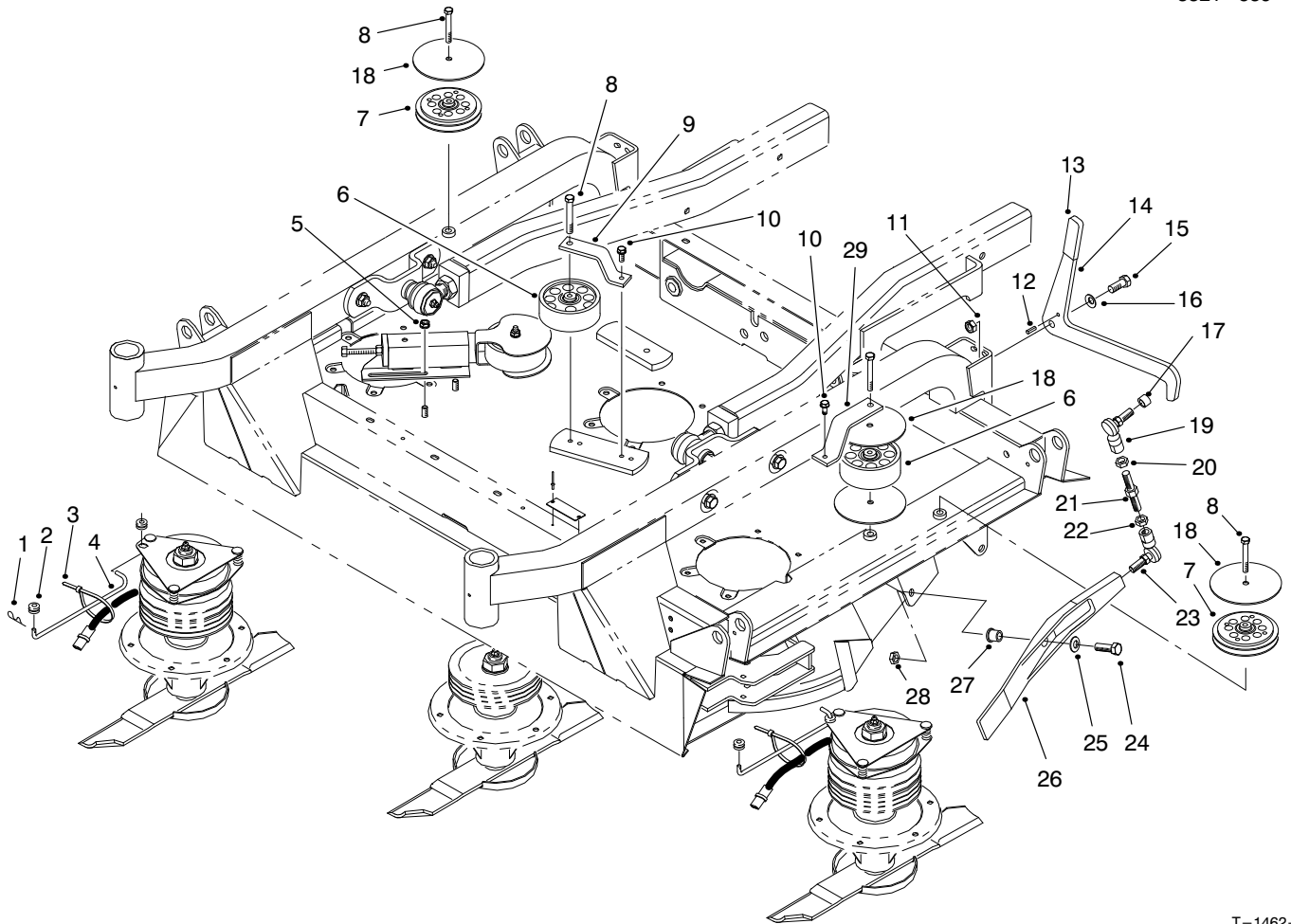
T-2678-1

GEAR BOX ASSEMBLY 94-8295

Ref. No.	Part No.	Description	No. Used
1	62-3310	Screw	12
2	62-3320	Cap - Blank	1
3	62-3340	Cup - Bearing	1
4	254-94	Cone - Bearing	1
5	92-0605	Housing	1
6	62-3490	Plug - Pipe	2
7	21-6180	Gasket - .015	A/R
*	62-3430	Gasket - .005	A/R
*	62-3440	Gasket - .003	A/R
8	94-8283	Shaft - Thru	1
9	92-0606	Key	1
10	92-0607	Gear - RH	1
11	92-0610	Cone - Bearing	1

Ref. No.	Part No.	Description	No. Used
12	92-0611	Cup - Bearing	1
13	94-8280	Seal	1
14	92-0608	Cap - Thru	1
15	92-0616	Cone - Bearing	2
16	92-0617	Cup - Bearing	2
17	92-0618	Hub	1
18	94-8282	Seal	1
19	94-8281	Shaft - Pinion	1
20	62-3380	Key	1
21	92-0619	Gear - LH	1
22	92-0613	Washer - Lock, Gear	1
23	92-0612	Nut - Lock	1

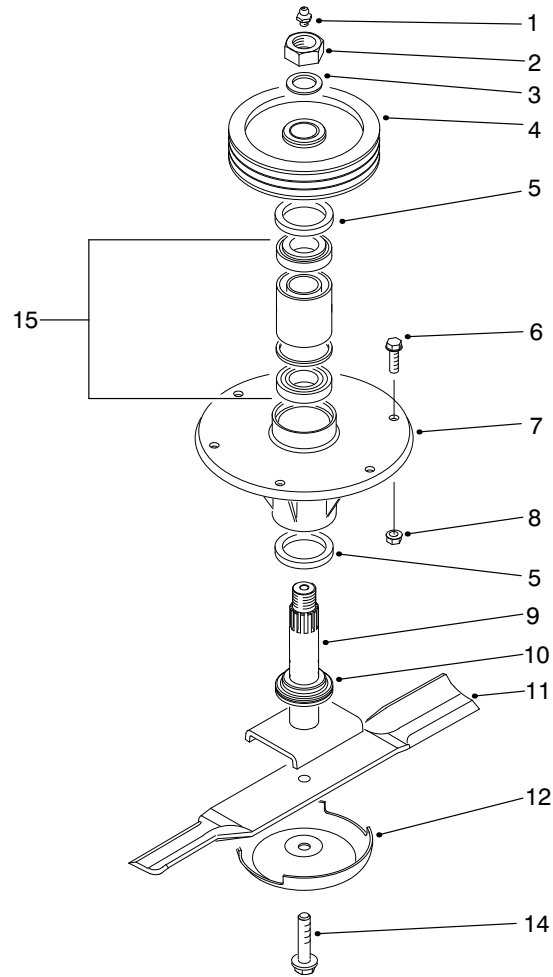
*Not Illustrated



T-1462-3

CENTER DECK PULLEY ASSEMBLIES

Ref. No.	Part No.	Description	No. Used	Ref. No.	Part No.	Description	No. Used
1	3290-467	Pin - Hair, Cotter	2	16	3290-483	Washer - Belleville	2
2	237-141	Grommet - Rubber	4	17	86-1560	Spacer	2
3	3290-378	Tie - Cable	2	18	86-2600	Washer	4
4	86-2590	Rod - Clutch	2	19	86-1490	Rod End - LH Thread	2
5	32128-19	Nut - Lock, Flange Hd.	2	20	3220-12	Nut - Jam LH Thread	2
6	92-0625	Idler Pulley Assembly	2	21	86-1570	Rod - Threaded	2
7	92-9722	Idler Pulley Assembly	2	22	3220-5	Nut - Jam	2
8	323-13	Screw - Cap Hex. Hd.	4	23	86-1550	Rod End - RH Thread	2
9	86-1820	Bracket - Pulley	1	24	325-7	Screw - Cap Hex. Hd.	2
10	32144-70	Screw - Hex. Flange Hd.	2	25	3256-26	Washer - Flat	2
11	3296-25	Nut - Lock	2	26	92-4033	Door Trap	2
12	32121-11	Pin - Roll	2	27	256-243	Bushing	2
13	48-7081	Cover - Handle	2	28	3296-25	Nut - Lock	2
14	86-2400	Latch - Arm	2	29	92-7766	Bracket - Support	1
15	325-5	Screw - Cap Hex. Hd.	2				

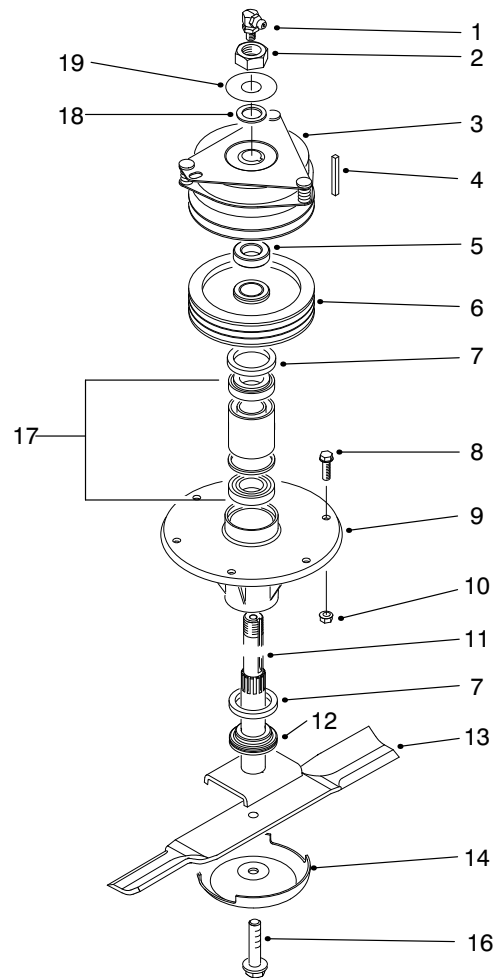


T-1328-1

SPINDLE ASSEMBLY (Center)

Ref. No.	Part No.	Description	No. Used
1	302-2	Fitting - Grease	1
2	3296-49	Nut - Lock	1
3	86-1480	Washer	1
4	84-0780	Pulley	1
5	253-154	Seal - Oil	2
6	3234-11	Screw - Hex. Flange Head	6
7	69-1530	Housing - Spindle	1

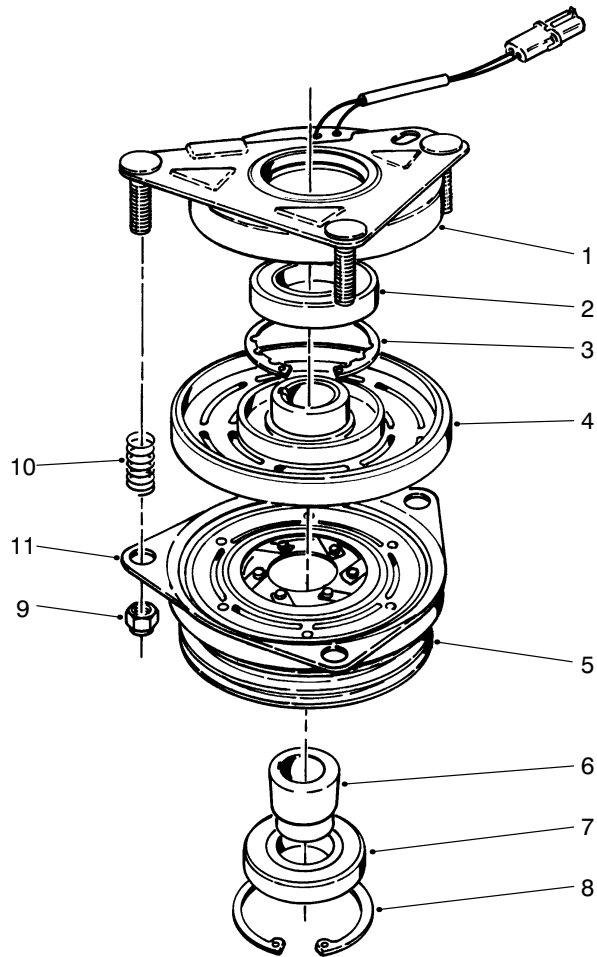
Ref. No.	Part No.	Description	No. Used
8	3290-357	Nut - Lock, Flange Head	6
9	95-4387	Shaft - Spindle	1
10	92-9800	Spacer - Spindle	1
11	86-0010	Blade - 19"	1
12	72-9361	Cup - Anti-Scalp	1
14	92-5816	Bolt - Blade	1
15	71-2530	Assembly - Bearing	1



T-1329-2

SPINDLE ASSEMBLY (Clutch)

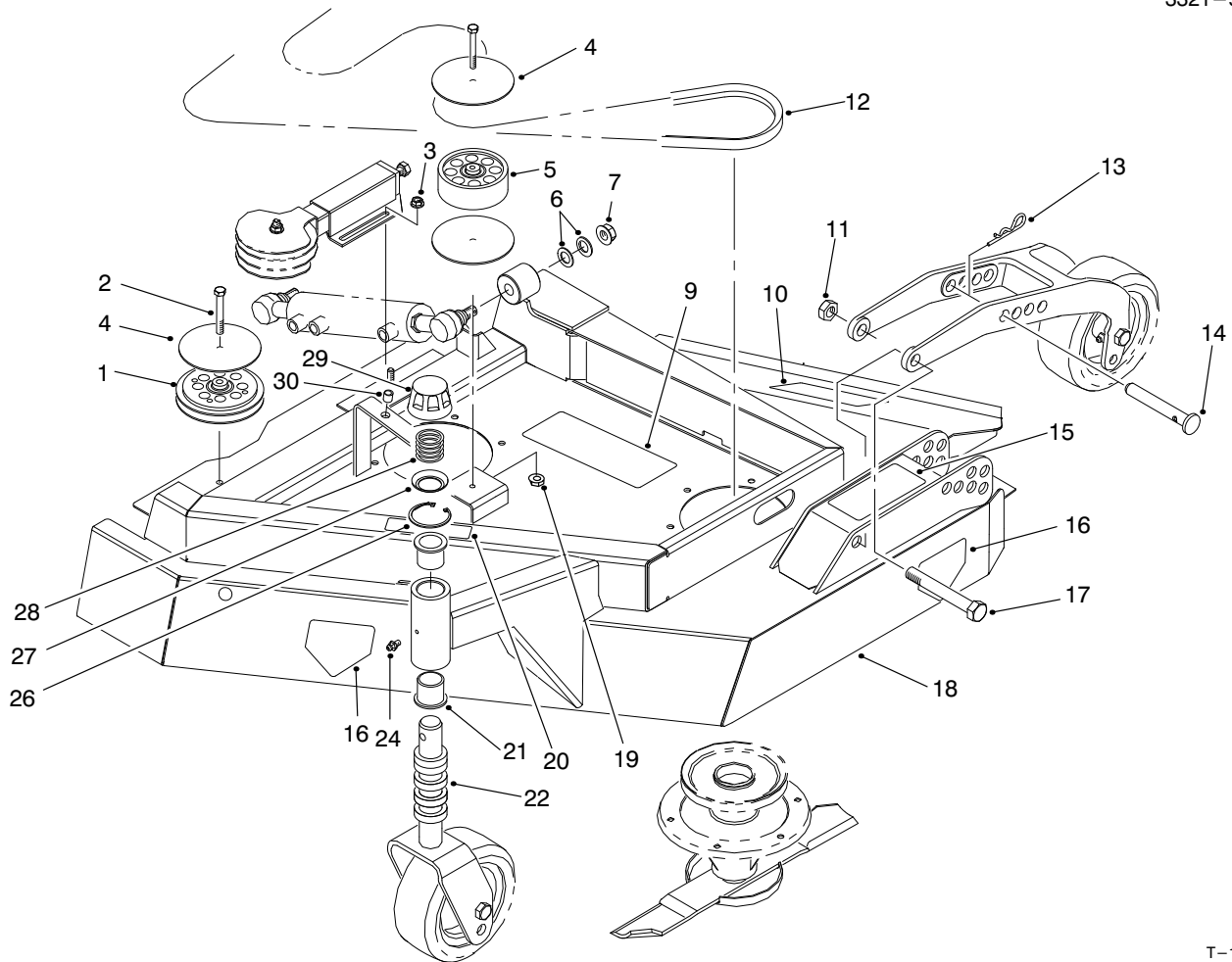
Ref. No.	Part No.	Description	No. Used	Ref. No.	Part No.	Description	No. Used
1	302-33	Fitting - Grease 90°	1	10	3290-357	Nut - Flange	6
2	3296-49	Nut - Lock	1	11	95-4388	Shaft - Spindle	1
3	86-1710	Assembly - Clutch, Elect.	1	12	92-9800	Spacer - Spindle	1
4	68-3220	Key - Square	1	13	86-0010	Blade - 19"	1
5	86-1740	Spacer	1	14	72-9361	Cup - Anti-Scalp	1
6	84-0780	Pulley	1	16	92-5816	Bolt - Blade	1
7	253-154	Seal - Wave	2	17	71-2530	Assembly - Bearing	1
8	3234-11	Screw - Hex. Flange Head	6	18	86-1480	Washer	1
9	69-1530	Housing - Spindle	1	19	94-8013	Washer	1



T-0544-1

CLUTCH ASSEMBLY NO. 86-1710

Ref. No.	Part No.	Description	No. Used	Ref. No.	Part No.	Description	No. Used
1	67-7050	Field Rotor Assembly (Incl. Ref. #2-4)	1	6	67-7080	Collar - Bearing	1
2		Bearing - Field	1	7	67-7090	Bearing - Pulley	1
3		Ring - Retaining	1	8	67-7060	Ring - Retaining	1
4		Field Coil Assembly	1	9	3296-6	Nut - Lock	3
5	92-0627	Armature & Pulley Assy. (Incl. Ref. #6-8)	1	10	44-8320	Spring	3
				11	67-7100	Plate - Brake	1

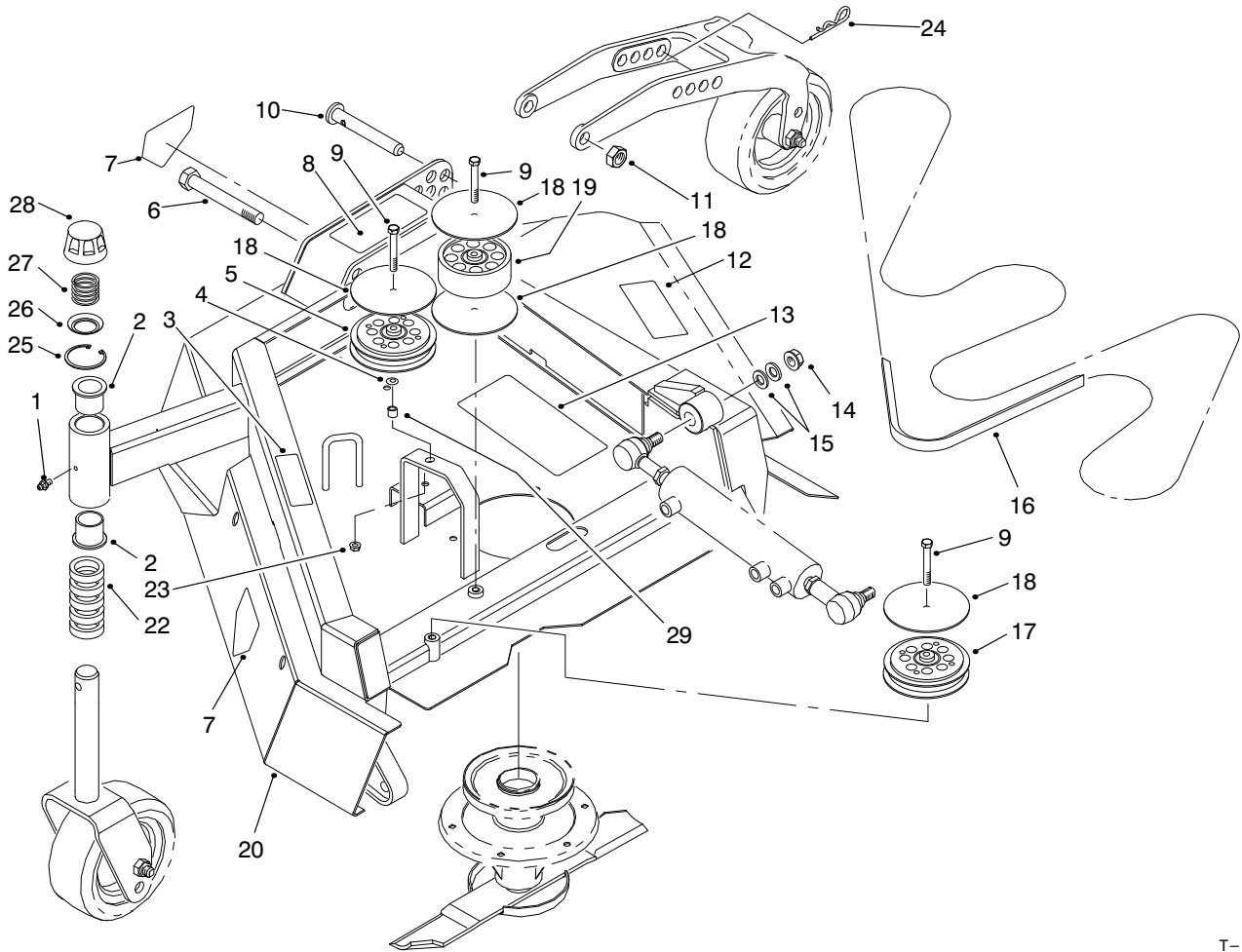


T-1454-3

WING DECK ASSEMBLY – L.H.

Ref. No.	Part No.	Description	No. Used	Ref. No.	Part No.	Description	No. Used
1	92-9722	V-Idler Pulley Assembly	2	18	92-7756	Wing Deck Assembly LH (Incl. Ref. #9, 10, 15, 16, 20, 21 & 30)	1
2	323-13	Screw – Cap Hex. Hd.	2	19	32128-29	Nut – Lock Flange	1
3	32128-19	Nut – Lock Flange Hd.	2	20	85-6410	Decal – Danger	1
4	86-2600	Washer – Belt Guide	3	21	69-6470	Bushing	2
5	92-0625	Idler Pulley Assembly	1	22	69-1510	Spacer	5
6	86-1440	Washer – Flat	2	24	302-5	Fitting – Grease	1
7	32128-54	Nut – Flange	1	26	92-5581	Ring – Retaining, Internal	1
9	86-0750	Decal – Belt LH	1	27	92-5583	Washer	1
10	66-1340	Decal – Danger	1	28	92-9726	Spring – Compression	1
11	3296-15	Nut – Lock	1	29	92-8861	Cap	1
12	86-1960	V-Belt	1	30	32148-10	Insert – Threaded	1
13	3290-256	Pin – Cotter Hair	1	*	92-9727	Cap Assembly – H.O.C. (Incl. Ref. #26-29)	1
14	86-2010	Pin – H.O.C., Wing	1				
15	86-0710	Decal – H.O.C.	1				
16	43-8480	Decal – Danger	2				
17	3216-6	Screw – Cap Hex. Hd.	1				

*Not Illustrated



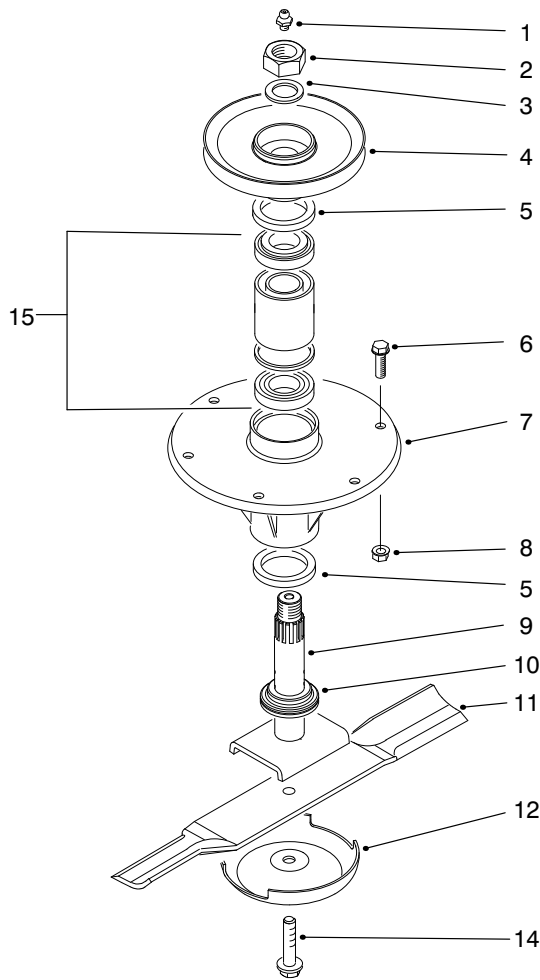
T-1452-3

WING DECK ASSEMBLY – R.H.

Ref. No.	Part No.	Description	No. Used
1	302-5	Fitting – Grease	1
2	69-6470	Bushing	2
3	85-6410	Decal – Danger	1
4	3256-35	Washer – Flat	1
5	92-9721	Idler Pulley Assembly	1
6	3216-6	Screw – Cap Hex. Hd.	1
7	43-8480	Decal – Danger	2
8	86-0700	Decal – H.O.C.	1
9	323-13	Screw – Cap Hex. Hd.	3
10	86-2010	Pin – H.O.C. Pivot	1
11	3296-15	Nut – Lock	1
12	66-1340	Decal – Danger	1
13	86-0760	Decal	1
14	32128-54	Nut – Flange	1
15	86-1440	Washer – Flat	2
16	86-1960	V-Belt	1

Ref. No.	Part No.	Description	No. Used
17	92-9722	Idler Pulley Assembly	1
18	86-2600	Washer – Guide, Belt	4
19	92-0625	Idler Pulley Assembly	1
20	92-7758	Wing Deck Assembly R.H. (Incl. Ref. #2, 3, 7, 8, 12, 13 & 29)	
22	69-1510	Spacer – Fork	5
23	32128-29	Nut – Lock	1
24	3290-256	Pin – Cotter, Hair	1
25	92-5581	Ring – Retaining, Internal	1
26	92-5583	Washer	1
27	92-9726	Spring – Compression	1
28	92-8861	Cap	1
29	32148-10	Insert – Threaded	1
*	92-9727	Cap Assembly H.O.C. (Incl. Ref. #25-28)	1

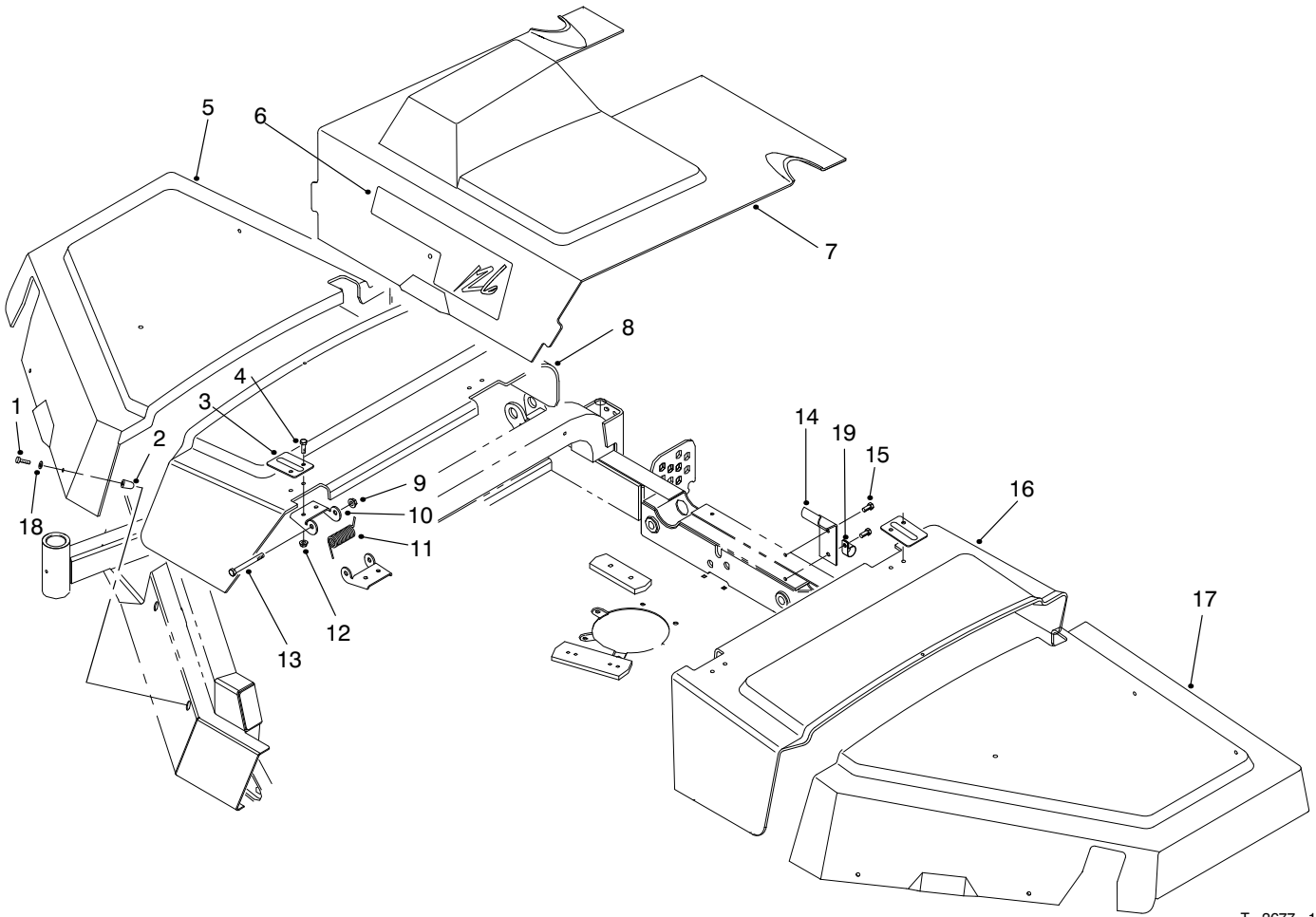
*Not Illustrated



T-1327-1

SPINDLE ASSEMBLY (Wings)

Ref. No.	Part No.	Description	No. Used	Ref. No.	Part No.	Description	No. Used
1	302-2	Fitting - Grease	1	8	3290-357	Nut - Flange	6
2	3296-49	Nut - Lock	1	9	95-4387	Shaft - Spindle	1
3	86-1480	Washer	1	10	92-9800	Spacer - Spindle	1
4	86-1700	Pulley	1	11	86-0010	Blade - 19"	1
5	253-154	Seal - Oil	2	12	72-9361	Cup - Anti-Scalp	1
6	3234-11	Screw - Hex. Flange Head	6	14	92-5816	Bolt - Blade	1
7	69-1530	Housing - Spindle	1	15	71-2530	Assembly - Bearing	1



T-2677-1

COVER ASSEMBLY

Ref. No.	Part No.	Description	No. Used
1	3250-20	Screw - Pan Phil. Hd.	8
2	86-0790	Button - Guard	8
3	86-1900	Plate - Hinge	4
4	3234-29	Screw - Cap Flange Head	8
5	86-1840	Cover - Right Hand	1
6	86-0770	Decal - Quadfloat	1
7	86-1860	Cover - Center	1
8	86-1870	Cover - Center, Right Hand	1
9	3296-59	Nut - Lock, Flange Head	4
10	86-1890	Hinge	4

Ref. No.	Part No.	Description	No. Used
11	86-1920	Spring - Torsion	2
12	32128-20	Nut - Lock, Flange Head	8
13	323-15	Screw - Cap Hex. Head	4
14	86-2660	Stop - Cover	1
15	32144-70	Screw	2
16	86-1880	Cover - Center, Left Hand	1
17	86-1850	Cover - Left Hand	1
18	3256-67	Washer - Flat	8
19	2412-138	Clamp - R	1

TORO PART NUMBER INDEX

3321-359

Part No.	Description	Pg. No.	Ref. No.	Qty.	Part No.	Description	Pg. No.	Ref. No.	Qty.
3-1506	Bushing - Flange	3	9	2	48-9470	Bolt - Hex. Head	27	11	3
3-6498	Washer	29	49	2	48-9470	Screw - Cap Hex. Hd.	35	12	1
5-2512	Bushing - Sleeve	8	19	2	49-2640	Seal - Shaft	31	10	1
10-8110	Washer - Thrust	10	13	1	52-9230	Ring-Retaining	12	3	1
14-0859	Fuel Tank Plate Assembly	21	25	1	52-9240	Bushing-Seal, Gland	12	4	1
14-0949	Battery Base Assembly	35	40	1	52-9250	Needle Bearing Kit	12	*	1
20-9500	Washer	11	55	2	52-9260	Screw-Set	12	1	1
21-3000	Nut	75	7	2	52-9270	Seat-Ball, Check	12	24	1
21-4191	Seat Belt Assembly	73	1	1	52-9280	Ball-Check	12	22	1
21-6180	Gasket - .015	84	7	A/R	52-9290	Retainer-Check Ball	12	21	1
21-9260	Cover - Dust	10	6	1	52-9320	Drive	12	15	1
23-7270	Nut - Wheel	7	20	10	53-6380	Washer	82	4	4
25-2380	Plate - Thrust	6	10	1	53-9681	Mount - Rubber, Engine	35	9	2
25-2430	Pin - Straight	6	13	1	53-9682	Mount - Rubber, Engine	35	44	1
27-2360	Switch - Ignition	18	20	1	55-4300	Decal - Warning	77	10	1
27-3710	Dipstick	3	21	1	55-4300	Decal - Warning	75	33	2
27-4570	Handle - Adjustment	56	16	4	56-6710	O-Ring	31	1	4
28-3380	Plate - Valve	6	1	1	56-7971	Clamp - Tube	37	20	2
28-3520	O-Ring	32	31	1	56-7973	Clamp	33	20	2
28-3570	O-Ring	32	11	1	56-7973	Clamp - Hose	62	58	2
29-4820	Roller	75	29	2	56-7973	Clamp - Tube	10	46	4
29-6163	Switch - Micro	29	26	1	56-7973	Clamp - Tube	59	56	2
31-0390	Washer - Friction	11	56	2	57-0680	Shaft	75	28	2
37-2690	Capacitor	13	12	1	57-0690	Pin	75	27	2
37-8771	Screw - Hex. Washer Hd.	56	23	2	57-5420	Screw - Shoulder	25	1	1
43-8480	Decal - Danger	90	7	2	58-6290	Poppet Assembly	20	34	3
43-8480	Decal - Danger	89	16	2	58-6310	Spacer	20	28	3
43-8480	Decal - Danger	75	41	1	58-6320	Wiper - Seal	20	24	3
43-8600	Spring - Compression	82	28	2	58-6330	Seat Assy.	20	35	3
43-8600	Spring - Switch	13	20	1	58-6340	Seal - O-Ring	20	36	3
43-8610	Guide	13	19	1	58-6350	Plug Assembly	20	11	3
43-8610	Guide - Spring & Ball	4	50	1	58-6370	Washer - Back-Up	20	10	6
43-8610	Guide - Spring Ball & Seat	82	31	2	58-6400	Bushing	20	25	3
43-8620	Guide - Pin, Switch	13	22	1	58-6420	Cap Assembly	20	30	3
43-8860	Plunger - Switch	13	21	1	58-6450	Seal - O-Ring	20	12	6
43-8870	Boot - Switch	13	11	1	58-6460	Ring - Retaining	20	29	3
43-9071	Seat Switch Assembly	13	*	1	58-6470	Washer	20	18	A/R
44-8320	Spring	28	9	3	58-6480	Washer	20	19	A/R
44-8320	Spring	88	10	3	58-6490	Washer	20	20	A/R
46-0330	Nut-Hex	53	1	2	58-6700	Washer	20	26	3
46-6550	Fitting - Fuel 90°	21	6	2	58-6720	Seal - O-Ring	20	7	3
46-6560	Bushing - Rubber	21	9	2	58-6730	Spring	20	27	3
46-6810	Assy. - Screw & Washer	19	1	4	58-6750	Seal - O-Ring	20	17	1
46-6810	Screw - Hex. Washer Hd.	1	3	9	58-6760	Spring	20	3	3
46-8091	Screw - Hex. Washer Hd.	1	14	2	58-6770	Plunger - Detent	20	4	3
47-6990	Nut	10	27	1	58-6780	Plug Assembly	20	1	3
48-1800	Cylinder Block Kit	6	2	1	58-6790	Seal - O-Ring	20	5	3
48-4590	Horn	13	32	1	59-6430	Valve - Check	11	61	1
48-7081	Cover - Handle	85	13	2	59-6730	Race-Bearing	12	7	2
48-7081	Sleeve	2	48	2	59-6740	Bearing-Needle, Thrust	12	8	1
48-7570	Screw - Cap Hex. Hd.	35	23	3	59-6820	Centering Spring Kit	12	11	1
48-7610	Screw - Cap Hex. Hd.	35	34	3	59-6830	Kit-Centering Pin	12	20	1
48-7700	Screw - Cap Hex. Hd.	35	18	8	60-3780	Seal Kit	20	*	1
48-7700	Screw - Cap Hex. Hd.	42	38	3	60-5720	Seal - O-Ring	20	9	6
48-7730	Screw - Cap Hex. Hd.	35	19	1	60-5890	Washer	31	11	1
48-7780	Screw - Cap Hex. Hd.	35	32	3	60-6450	Disc	20	2	A/R
48-7810	Screw - Cap Hex. Hd.	35	22	3	60-9870	Screw	82	8	2
48-7810	Screw-Mounting	53	5	3	61-2790	Screen	25	3	1
48-7840	Screw - Cap Hex. Hd.	35	11	1	62-2170	Washer - Thrust	58	20	4
48-7880	Nut - Hex.	16	5	2	62-3310	Screw	84	1	12
48-7880	Nut - Hex.	17	28	1	62-3320	Cap - Blank	84	2	1
48-7880	Nut - Hex.	36	34	3	62-3340	Cup - Bearing	84	3	1
48-7890	Nut	17	29	1	62-3380	Key	84	20	1
48-7890	Nut - Hex.	16	4	1	62-3430	Gasket - .005	84	*	A/R
48-7930	Nut - Hex.	16	3	1	62-3440	Gasket - .003	84	*	A/R
48-7930	Nut - Hex.	36	33	1	62-3490	Plug - Pipe	84	6	2
48-7930	Nut - Hex.	35	45	1	62-3520	Valve - Pressure Relief	83	22	1
48-9460	Screw - Cap Hex. Hd.	35	16	1	62-3550	Bushing - Reducer	83	21	1

*Not Illustrated

TORO PART NUMBER INDEX (Cont.)

Part No.	Description	Pg. No.	Ref. No.	Qty.	Part No.	Description	Pg. No.	Ref. No.	Qty.
62-7400	Decal - TORO	1	1	1	69-2980	Seal - Inner	58	25	2
62-7650	Gasket - Sending Unit	21	28	1	69-6470	Bushing	90	2	2
62-9510	Washer - Brake Lever	37	10	1	69-6470	Bushing	89	21	2
63-4090	Fitting - Adapter 90°	19	16	1	69-6470	Bushing	75	49	4
63-7622	Hose - Fuel	21	22	2	69-6470	Bushing - Flange	58	21	4
63-7622	Hose - Fuel	36	25	1	69-7010	Lever - Valve, L.H.	19	*	1
63-7622	Hose - Fuel Line	36	17	1	69-7290	Mount - Carrier	75	43	2
63-7626	Hose - Fuel	21	7	1	69-8890	Cap - Spindle	58	18	2
63-7627	Hose - Fuel	21	8	1	69-9140	Link - Lever, Valve	19	9	3
63-7627	Hose - Fuel	36	21	1	69-9300	Pad - Bumper	71	26	2
63-7880	Latch - Brake	9	16	1	69-9761	Plate - Cover	37	21	1
63-7900	Rack - Brake	10	37	1	69-9940	Nut - Jam	7	33	4
63-8360	Key - Ignition	18	5	1	70-1380	Sleeve - Protective	71	9	1
63-8410	Washer	29	17	4	70-1480	Relay - SPDT	13	29	1
63-8410	Washer	9	34	1	70-1480	Relay - Sealed	17	5	3
63-8410	Washer - Flat	25	25	3	70-1480	Relay - Starter	21	35	1
63-9751	Mount - Linkage Rod	9	10	1	70-2560	Decal - Lube	83	6	1
63-9751	Mount - Rubber	29	21	4	70-2560	Decal - Oil	2	42	1
65-5100	Handle - Hood	1	18	1	71-2530	Assembly - Bearing	86	15	1
66-1140	Hub	9	32	3	71-2530	Assembly - Bearing	91	15	1
66-1340	Decal - Danger	89	10	1	71-2530	Assembly - Bearing	87	17	1
66-1340	Decal - Danger	90	12	1	71-4580	Roller - Clutch	61	29	1
66-2490	Clamp - Battery	35	5	1	71-4590	Washer - Thrust	61	27	2
66-2920	Washer - Friction	17	2	2	72-0130	Kit - Horn	10	26	1
66-2920	Washer - Nylon	9	39	1	72-4320	Switch - Ball	13	17	1
66-2940	Gauge - Fuel	18	10	1	72-4320	Switch - Ball	3	22	1
66-6480	Washer	8	6	2	72-4320	Switch - Ball N.O.	82	33	2
66-8510	Adjuster & Handle	14	16	1	72-9361	Cup - Anti-Scalp	86	12	1
66-8530	Adjuster	14	21	1	72-9361	Cup - Anti-Scalp	91	12	1
66-8560	Nut - Push	14	2	4	72-9361	Cup - Anti-Scalp	87	14	1
66-8600	Frame - Upper	14	25	1	74-0720	Tube - Manual	13	1	1
66-8610	Frame - Lower	14	15	1	74-3410	Radiator	56	6	1
66-9290	Spacer - Suspension	14	22	8	74-3630	Actuator - Brake	7	5	2
66-9303	Screw - Flange Head	27	6	6	74-3640	Disc - Brake	7	4	4
66-9303	Screw - Hex. Flange Hd.	29	38	6	74-3650	Fan	35	28	1
67-7050	Field Rotor Assembly	88	1	1	74-3670	Assy. - Column, Steering	10	11	1
67-7060	Ring - Retaining	88	8	1	74-4080	Orifice - Breather	26	46	1
67-7080	Collar - Bearing	88	6	1	74-4090	Tread - Foot Rest	1	29	1
67-7090	Bearing - Pulley	88	7	1	74-4980	Shroud - Fan Upper	56	3	1
67-7100	Plate - Brake	88	11	1	74-4990	Shroud - Fan, Bottom	56	48	1
67-7160	Holder - Fuse	17	20	1	74-5460	Angle Radiator Support	56	42	1
67-9100	Gasket	6	11	1	74-5470	Mount - Engine	35	10	1
68-3220	Key - Square	87	4	1	74-5480	Cable - Throttle	17	31	1
68-3280	Spring - Seat	15	4	2	74-5500	Bolt - Wheel	61	41	10
68-6150	Breather	21	10	2	74-5520	Clutch - Fan	35	29	1
68-6480	Bushing - Flange	71	19	4	74-5580	Tank - Fuel	21	32	1
68-6710	Roller	75	38	1	74-5700	Bearing - Needle	61	17	1
68-6840	Shaft	75	37	1	74-5760	PCV Valve	38	46	1
68-7573	Seal - Shroud	1	10	2	74-5770	Lever - Shift	10	15	1
68-8080	Wheel - Steering	10	25	1	74-5790	Shaft - Pivot	10	17	1
68-8340	Decal - Caution	75	39	1	74-5860	Sending Unit - Fuel	21	29	1
68-8950	8 Tube - w/Valve	78	14	2	74-5910	Fitting - Bulkhead, Special	19	27	1
68-8950	Tube - w/Valve	79	14	2	74-5940	Assembly - Tie Rod	59	*	1
68-9420	Washer - Lock	46	4	6	74-6020	Hose - Radiator, Lower	37	3	1
68-9420	Washer - Lock	42	34	3	74-6020	Hose - Radiator, Lower	56	47	1
69-0760	Bracket - Armrest L.H.	14	*	1	74-6050	Lever - Valve, Center	19	*	1
69-0770	Bracket - Armrest R.H.	14	36	1	74-6060	Lever - Valve, R.H.	19	12	1
69-1170	Gauge - Sight	25	6	1	74-6110	Stop - Pedal	9	38	1
69-1180	Armrest	14	32	2	74-6230	Assy. - Tube, Traction	25	41	1
69-1510	Spacer	89	22	5	74-6400	Assembly - Tube	56	31	1
69-1510	Spacer	75	47	10	74-6400	Assembly - Tube, Filter Line	25	12	1
69-1510	Spacer - Fork	90	22	5	74-6450	Bracket - Bulkhead	58	5	1
69-1530	Housing - Spindle	86	7	1	74-6450	Bracket - Bulkhead	62	49	1
69-1530	Housing - Spindle	91	7	1	74-6490	Hose - Water Line	37	15	2
69-1530	Housing - Spindle	87	9	1	74-6540	Tappet - Valve	42	14	8
69-1560	Lever - Lock	10	33	1	74-6550	Cup - Upper Valve Spring	41	11	8
69-1830	Plug Assembly	20	16	1	74-6560	Spring - Valve	41	10	8
69-2970	Cap - Hub	58	32	2	74-6570	Cup - Lower Valve Spring	41	9	8

*Not Illustrated

TORO PART NUMBER INDEX (Cont.)

3321-359

Part No.	Description	Pg. No.	Ref. No.	Qty.	Part No.	Description	Pg. No.	Ref. No.	Qty.
74-6580	Insert - Valve (1.650mm)	41	13	8	74-7270	Washer - Flat	42	28	10
74-6590	Insert - Valve (1.725mm)	41	*	8	74-7300	Pan - Oil	38	23	1
74-6600	Insert - Valve (1.800mm)	41	*	8	74-7310	Plug - Threaded	38	20	1
74-6610	Insert - Valve (1.900mm)	41	*	8	74-7320	Gasket	38	19	1
74-6620	Insert - Valve (1.975mm)	41	*	8	74-7330	Screw - Cap Hex. Hd.	38	25	23
74-6630	Insert - Valve (2.050mm)	41	*	8	74-7380	Gasket - Oil Pan	38	21	1
74-6640	Insert - Valve (2.125mm)	41	*	8	74-7400	Tube	43	41	1
74-6650	Insert - Valve (2.225mm)	41	*	8	74-7420	Ball	43	45	4
74-6660	Insert - Valve (2.250mm)	41	*	8	74-7430	Chamber - Turbulence	43	46	4
74-6670	Insert - Valve (2.275mm)	41	*	8	74-7440	Chamber - Turbulence	43	*	4
74-6680	Insert - Valve (2.300mm)	41	*	8	74-7450	Seat - Intake Valve	43	48	4
74-6690	Insert - Valve (2.325mm)	41	*	8	74-7460	Seat - Intake Valve	43	*	4
74-6700	Insert - Valve (2.350mm)	41	*	8	74-7480	Valve - Intake	43	49	4
74-6710	Insert - Valve (2.375mm)	41	*	8	74-7560	Washer - Spring	42	16	3
74-6720	Insert - Valve (2.400mm)	41	13	8	74-7600	Plug	41	4	4
74-6730	Insert - Valve (2.425mm)	41	*	8	74-7630	Gasket - Valve Cover	42	18	1
74-6740	Insert - Valve (2.450mm)	41	*	8	74-7640	Cover - Valve	42	19	1
74-6750	Insert - Valve (2.475mm)	41	*	8	74-7650	Washer - Flat	42	20	3
74-6760	Insert - Valve (2.500mm)	41	*	8	74-7670	Head Bolt & Washer Set	43	*	1
74-6770	Insert - Valve (2.525mm)	41	*	8	74-7770	Hose - Crankcase	38	11	1
74-6780	Insert - Valve (2.550mm)	41	*	8	74-7780	Gasket	38	12	1
74-6790	Insert - Valve (2.575mm)	41	*	8	74-7790	Screw	38	13	1
74-6800	Insert - Valve (2.600mm)	41	*	8	74-7800	Pin	38	14	2
74-6810	Insert - Valve (2.625mm)	41	*	8	74-7810	Gasket - Plate	38	15	1
74-6820	Insert - Valve (2.650mm)	41	*	8	74-7820	Plate	38	16	1
74-6830	Insert - Valve (2.675mm)	41	*	8	74-7840	Plug	43	42	2
74-6840	Insert - Valve (2.700mm)	41	*	8	74-7840	Plug - 27 mm Dia.	38	18	8
74-6850	Insert - Valve (2.725mm)	41	*	8	74-7840	Plug - 27 mm Dia.	42	33	2
74-6860	Insert - Valve (2.750mm)	41	*	8	74-7850	Gasket	38	24	2
74-6870	Insert - Valve (2.775mm)	41	*	8	74-7860	Gasket Set	38	*	1
74-6880	Insert - Valve (2.800mm)	41	*	8	74-7930	Screw - Bearing Cap	38	27	10
74-6890	Insert - Valve (2.825mm)	41	*	8	74-7940	Bushing - Spring	38	28	1
74-6900	Insert - Valve (2.850mm)	41	*	8	74-7950	Screw - Plate	38	29	6
74-6910	Insert - Valve (2.875mm)	41	*	8	74-7960	Stud - Filter	38	30	1
74-6920	Insert - Valve (2.900mm)	41	*	8	74-7970	Filter - Oil	38	31	1
74-6930	Insert - Valve (2.925mm)	41	*	8	74-7990	Pin	39	16	1
74-6940	Insert - Valve (2.950mm)	41	*	8	74-7990	Pin - Spring	38	33	4
74-6950	Insert - Valve (2.975mm)	41	*	8	74-8000	Plug	38	34	2
74-6960	Insert - Valve (3.000mm)	41	*	8	74-8010	Guide - Dipstick	38	35	1
74-6970	Insert - Valve (3.025mm)	41	*	8	74-8030	Pin - Spring	38	37	1
74-6980	Insert - Valve (3.050mm)	42	13	8	74-8040	Plug - Drain	38	38	1
74-6990	Insert - Valve (3.075mm)	42	*	8	74-8080	Washer	39	2	1
74-7000	Insert - Valve (3.100mm)	42	*	8	74-8100	Gear - Pinion	39	4	1
74-7010	Insert - Valve (3.125mm)	42	*	8	74-8110	Sprocket - Oil Pump	39	5	1
74-7020	Insert - Valve (3.150mm)	42	*	8	74-8120	Key - Woodruff	39	6	2
74-7030	Insert - Valve (3.175mm)	42	*	8	74-8140	Cover	39	9	1
74-7040	Insert - Valve (3.200mm)	42	*	8	74-8150	Gasket - Cover	39	10	1
74-7050	Insert - Valve (3.225mm)	42	*	8	74-8170	Bearing Set (Std.) Set of 10	39	12	1
74-7060	Insert - Valve (3.250mm)	42	*	8	74-8180	Bearing Set (.30mm OS)	39	*	1
74-7070	Insert - Valve (3.275mm)	42	*	8	74-8200	Thrust Bearing Set	39	*	2
74-7080	Insert - Valve (3.300mm)	42	*	8	74-8210	Thrust Bearing Set	39	*	2
74-7090	Insert - Valve (3.325mm)	42	*	8	74-8220	Thrust Bearing Set	39	*	2
74-7100	Insert - Valve (3.350mm)	42	*	8	74-8230	Crankshaft	39	14	1
74-7110	Insert - Valve (3.375mm)	42	*	8	74-8240	Seal	39	15	1
74-7120	Insert - Valve (3.400mm)	42	*	8	74-8260	Flywheel	40	34	1
74-7130	Insert - Valve (3.425mm)	42	*	8	74-8270	Pin	39	18	3
74-7140	Insert - Valve (3.450mm)	42	*	8	74-8280	Screw - Cap Hex. Hd.	39	19	8
74-7150	Insert - Valve (3.475mm)	42	*	8	74-8290	Seal - #1 Bearing Cap	39	20	2
74-7160	Insert - Valve (3.500mm)	42	*	8	74-8300	Clip - Piston Pin	39	21	8
74-7170	Insert - Valve (3.550mm)	42	*	8	74-8310	Pin - Piston	39	22	4
74-7180	Insert - Valve (3.625mm)	42	*	8	74-8320	Piston Ring Set - 0.20 mm	39	*	4
74-7190	Insert - Valve (3.700mm)	42	*	8	74-8330	Piston Ring Set - 0.50 mm	39	*	4
74-7200	Insert - Valve (3.775mm)	42	*	8	74-8340	Piston Ring Set - 0.80 mm	39	*	4
74-7210	Insert - Valve (3.850mm)	42	*	8	74-8360	Rod - Connecting, Set of 4	39	25	1
74-7220	Insert - Valve (3.925mm)	42	*	8	74-8380	Bearing - Connecting Rod	39	27	1
74-7230	Insert - Valve (4.000mm)	42	*	8	74-8390	Bearing - Connecting Rod	39	*	1
74-7240	Collar - Split	41	12	16	74-8400	Bolt - Connecting Rod	39	28	8
74-7260	Bolt - Head	42	29	10	74-8420	Piston Set - Stage #1	40	29	1

*Not Illustrated

TORO PART NUMBER INDEX (Cont.)

Part No.	Description	Pg. Ref. No. No. Qty.	Part No.	Description	Pg. Ref. No. No. Qty.
74-8430	Piston Set - Stage #2	40 * 1	76-5260	Relay - Glow Plug	54 1 1
74-8440	Piston Set - Stage #3	40 * 1	76-5260	Relay - Glow Plug	17 15 1
74-8610	Pin	50 7 2	76-5290	Washer - Spring	54 4 4
74-8610	Pin	52 8 2	76-5300	Fuel Filter Assembly	21 23 1
74-8630	Bushing - Flange	50 8 1	76-5310	Washer - E.T.L.W.	54 7 1
74-8650	Journal	50 12 1	76-5320	Water Sensor Assembly	22 9 1
74-8680	Gasket	50 14 2	76-5470	Screw	42 17 2
74-8690	Union - Inlet	50 13 1	76-5500	Screw	49 6 5
74-8710	Washer	50 16 1	76-5520	Holder - Injector	51 5 4
74-8710	Washer - E.T.L.W.	54 9 1	76-5530	Gasket - Injector	51 3 4
74-8750	Pipe	51 12 1	76-5540	Plug	51 2 4
74-8770	Plug	51 10 1	76-5570	Washer-Lock	53 2 2
74-8830	Belt	44 18 1	76-5590	Sleeve - Spring	53 4 1
74-8870	Gasket	50 21 2	76-5600	Injector	51 9 4
74-8900	Washer - Flat	41 7 6	76-5610	Pinion - Output	5 1 1
74-8910	Bracket - Horn	13 33 1	76-5630	Gear - Spur	5 3 1
74-9080	Cable - Battery Pos.	35 1 1	76-5640	Gasket	5 4 1
74-9090	Cable - Battery Neg.	35 * 1	76-5650	Washer - Thrust	5 8A 3
74-9100	Pad - Forward Pedal	9 7 1	76-5660	Pin-Dowel	5 6 2
74-9110	Pad - Reverse Pedal	9 9 1	76-5670	Seal-Oil	5 7 2
74-9122	Hose - Vent	21 17 1	76-5680	Shim - Orange .126/.123	5 52 A/R
74-9480	Seal - Lip	6 6 1	76-5680	Washer - Thrust	5 8 1
74-9500	Screw - Cap Hex. Hd.	6 16 4	76-5690	Washer - Thrust	5 9 2
74-9510	Washer - Flat	6 15 1	76-5700	Bearing-Thrust	5 10 1
75-0140	Spring - Conical	32 5 2	76-5710	Plug-Magnetic - Drain	5 11 1
75-0240	O-Ring	32 4 2	76-5720	Screw - Hex Hd.	5 12 13
75-0400	Plate - Thrust	32 37 1	76-5740	Shim - Lt. Grn. .123/.120	5 * A/R
75-0470	Kit - Cylinder Block	32 38 1	76-5760	Cover Assembly	5 16 1
75-0480	Pin	32 15 2	76-5780	Gear - Spur	5 18 1
75-0500	Bearing - Needle	32 13 1	76-5820	Screw - Hex Flanged Hd.	5 22 1
75-0510	Pin	32 40 1	76-5830	Ball - Steel	5 23 1
75-0550	Strainer - Tank	25 23 1	76-5840	Spring - Shifter Fork	5 24 1
75-2080	Seal Kit (for Ref. #41-42)	19 * 1	76-5850	Seal - Oil	5 25 1
75-5470	Washer	30 53 5	76-5860	Bearing - Needle	5 26 2
75-6820	Hour Meter	21 42 1	76-5870	Bearing - Needle	5 27 3
75-9790	Arm - Pivot, Rear	79 1 2	76-5890	Ring - Retaining	5 30 2
76-1880	Segmented 10 Wheel	78 18 2	76-5900	Fork - Shift	5 35 1
76-1910	Shaft - Pivot	14 3 2	76-5930	Block - Drive	5 38 2
76-1920	Bearing - Sleeve	14 14 4	76-5940	Pin - Drive	5 39 1
76-1930	Knob - Adjustment	14 27 1	76-5950	Pinion - Bevel	5 40 2
76-1940	Spring - Extension	14 1 2	76-5960	Carrier	5 41 1
76-2940	Bumper	14 9 2	76-5980	Screw - Hex Flanged Hd.	5 43 6
76-4120	Mount - Engine	35 21 1	76-5990	Carrier - Differential	5 45 1
76-4180	Boot - Brake Rod	8 15 2	76-6000	Gear - Bevel	5 47 2
76-4220	Mount - Engine	35 30 1	76-6010	Spacer	5 49 2
76-4240	Plate - Adapter	7 2 2	76-6010	Spacer - Transaxle	7 1 2
76-4260	Bushing	70 3 1	76-6020	Washer - Thrust	5 50 2
76-4300	Lever - Throttle	17 26 1	76-6030	Seal - Oil	5 51 1
76-4310	Support - Base, Battery	35 38 1	76-6040	Plug - Pipe	5 14 2
76-4880	Plug - Electrical	16 2 1	76-6040	Plug - Pipe	3 41 1
76-4910	Stud	50 26 3	76-6270	Foam - Panel	19 3 1
76-4930	Washer	50 5 3	76-6300	Gerotor	12 16 1
76-4940	Gear - Pump, Injection	50 2 1	76-6320	Spacer	12 17 1
76-4950	Nut	50 1 1	76-6360	Strip - Seal	1 11 2
76-4990	Bracket	52 15 1	76-6361	Strip - Seal	2 49 1
76-5000	Screw	52 9 1	76-6380	Strip - Seal Access Panel	2 41 1
76-5010	Washer	44 23 3	76-6381	Seal - Strip	56 36 2
76-5010	Washer - Spring	52 2 1	76-6382	Seal - Strip	56 37 2
76-5010	Washer - Spring	47 7 5	76-6580	Motor - Hydraulic	61 23 1
76-5060	Screw	52 1 1	76-6600	Pipe - Stand	21 4 1
76-5070	Oil Pump Assembly	47 1 1	76-6610	Clevis - Brake	8 17 2
76-5090	Spring - Piston	47 3 1	76-6910	Rotating Assembly	65 14 1
76-5100	Bolt - Shoulder	47 5 1	76-6920	Back Plate Assembly	65 2 1
76-5130	Stud	41 6 6	76-6930	Shaft - Drive	65 12 1
76-5170	Chain - Pump Drive	47 13 1	76-6940	Housing Assembly	65 6 1
76-5180	Washer - Copper	22 1 4	76-6950	Race - Thrust	65 9 1
76-5190	Fitting - Adjustable	22 2 2	76-6960	Bearing - Thrust	65 10 1
76-5220	Element - Filter	22 5 1	76-6970	Insert - Camplate	65 5 1

*Not Illustrated

TORO PART NUMBER INDEX (Cont.)

3321-359

Part No.	Description	Pg. Ref. No. No. Qty.	Part No.	Description	Pg. Ref. No. No. Qty.
76-6980	O-Ring	65 3 1	76-7750	Pinion - 15T	69 11 2
76-6990	Screw - Cap, Hex. Hd.	65 1 6	76-7760	Shim - 1.0 mm	70 * A/R
76-7000	Ring - Retaining	65 8 2	76-7770	Cover	69 9 2
76-7010	Ring - Retaining	65 13 1	76-7780	Shim - 1.2 mm	70 * A/R
76-7020	Spacer	65 11 1	76-7790	Shim - 1.4 mm	70 * A/R
76-7040	Pad - Foot	19 38 1	76-7810	Holder - Bearing	69 19 2
76-7090	Cover - Front, Control	19 2 1	76-7820	Shim - 1.0 mm	70 5 A/R
76-7110	Plug	67 5 1	76-7830	Shaft - Wheel	69 21 2
76-7110	Plug	69 26 4	76-7840	Gear - Bevel	69 13 2
76-7120	Seal - Washer	67 6 1	76-7870	Seal - Oil	69 20 2
76-7120	Seal - Washer	69 27 4	76-7880	Spacer	69 15 2
76-7140	Plug	67 9 1	76-7890	Shim - 0.15 mm	69 14 A/R
76-7160	Gear Case Assembly	68 * 1	76-7900	Shim - 0.2 mm	69 * A/R
76-7170	Case - Differential	68 3 1	76-7910	Shim - 0.4 mm	69 * A/R
76-7180	Pinion - Mate	68 10 2	76-7920	Ring - Retaining	69 16 2
76-7190	Gear - Side	68 9 2	76-7930	Ring - Retaining	69 17 2
76-7200	Shaft - Pinion	68 4 1	76-7950	Bushing	70 4 1
76-7210	Washer - Thrust	68 11 2	76-7960	Fitting - Grease	70 21 2
76-7220	Washer - Thrust	68 8 2	76-7960	Fitting - Grease	69 30 2
76-7230	Washer - Lock	68 5 4	76-7970	Shim - 1.4 mm	70 * A/R
76-7240	Ring - Gear	68 2 1	76-7980	Shim - 1.2 mm	70 * A/R
76-7250	Shaft - Drive	68 1 1	76-7990	Shim - .08 mm	70 * A/R
76-7260	Bolt	68 6 8	76-8000	Bolt	70 6 4
76-7270	Pin - Spring	68 7 1	76-8010	Washer	70 7 4
76-7280	Bearing	68 12 2	76-8020	Rod - Tie	70 22 1
76-7290	Shim - 0.1 mm	68 13 A/R	76-8030	L.H. Rod End Assembly	70 10 1
76-7300	Shim - 0.2 mm	68 * A/R	76-8040	Nut - L.H.	70 24 1
76-7310	Shim - 0.3 mm	68 * A/R	76-8050	R.H. Rod End Assembly	70 16 1
76-7320	Sleeve	66 4 1	76-8060	Nut - R.H.	70 23 1
76-7330	Bearing	66 1 1	76-8070	Adapter	66 12 1
76-7340	Seal - Oil	66 6 1	76-8140	Bracket - Steering	10 7 1
76-7350	Bushing	66 7 1	76-8150	Support - Shaft, Steering	11 58 1
76-7360	O-Ring	66 10 1	76-8160	Support - Steering	10 8 1
76-7370	Bearing	66 11 1	76-8270	Pin - Brake	8 14 2
76-7380	Washer	66 8 1	76-8300	Cover - Housing, Axle	7 8 2
76-7390	Nut - Lock	66 9 1	76-8340	Shaft - Pivot, Steering	11 57 1
76-7400	O-Ring	66 2 2	76-8350	Stop - Axle	61 8 2
76-7410	Shim - 0.1 mm	66 3 A/R	76-8350	Stop - Axle	58 12 2
76-7420	Shim - 0.2 mm	66 * A/R	76-8440	Boot - Throttle	17 16 1
76-7430	Shim - 0.4 mm	66 * A/R	76-8450	Boot - Lift Lever	17 3 1
76-7470	Pipe	67 8 1	76-8640	Stud - Traction	29 50 1
76-7480	Plug - Vent	67 7 1	76-8750	Plate - Caution	56 4 1
76-7490	Shaft - Differential	68 14 2	76-8780	Decal - Fuel	21 12 1
76-7500	Bearing	68 15 4	76-8870	Assy. - Damper, Lever	29 3 1
76-7510	Pinion - 14T	69 10 2	76-9030	Bearing Housing Assembly	9 30 1
76-7510	Pinion - 14T	68 17 2	76-9050	Rod - Brake, Parking	10 42 1
76-7520	Shim - 0.1 mm	68 16 A/R	76-9060	Gauge - Temperature	18 9 1
76-7530	Shim - 0.2 mm	68 * A/R	76-9100	Spacer	3 2 2
76-7540	Shim - 0.4 mm	68 * A/R	76-9100	Spacer	10 22 1
76-7550	Ring - Retaining	68 18 2	76-9290	Bracket - Bulkhead	61 3 1
76-7560	Case - Gear	69 1 2	76-9300	Fender L.H.	2 37 1
76-7580	Seal - O-Ring	68 19 4	76-9340	Fender R.H.	2 * 1
76-7590	Spacer	68 20 2	76-9370	Bar - R.O.P.S.	73 4 1
76-7600	Bolt - Reamer	68 21 2	76-9430	Spring - Extension	29 12 1
76-7610	Bolt	68 23 6	76-9440	Rod - Seat Prop	13 9 1
76-7620	Washer - Lock	68 22 8	76-9450	Boot - Column, Steering	10 29 1
76-7630	Holder - 25 mm R.H.	69 * 1	76-9460	Plate - Seat	13 3 1
76-7640	Bolt	69 5 8	76-9480	Sleeve - Pivot, Seal	13 35 2
76-7640	Bolt	69 28 20	76-9590	Hose - Hydraulic	61 10 2
76-7650	Shaft - Final Drive	69 2 2	76-9680	Bearing Housing Assembly	9 18 1
76-7660	Holder - 20 mm L.H.	69 4 1	76-9690	Rod - Brake	8 3 2
76-7670	Bearing	69 3 4	76-9690	Rod - Brake Linkage	9 4 2
76-7680	Case - Final Drive	69 8 2	76-9700	Cover - Tower	1 2 1
76-7700	Shim - 0.8 mm	70 25 A/R	76-9760	Pivot - Damper	30 63 1
76-7710	Bolt	70 8 4	76-9790	Foam - Fuel Tank	21 2 1
76-7720	Nut	70 9 4	76-9930	Foam - Seat Plate Rear	13 7 1
76-7730	Bushing	69 7 2	76-9950	Bracket - Ring	25 43 4
76-7740	Seal - Oil	69 6 2	76-9970	Valve - 4 WD	33 22 1

*Not Illustrated

TORO PART NUMBER INDEX (Cont.)

Part No.	Description	Pg. No.	Ref. No.	Qty.	Part No.	Description	Pg. No.	Ref. No.	Qty.
77-0950	Washer	75	45	2	84-0360	Washer	32	24	8
77-2870	Hanger - Spring	14	24	1	84-0380	Ring - Retaining Internal	32	32	2
77-3300	Stud	46	1	6	84-0400	Seal - Lip	32	29	1
77-3310	Gasket	46	2	2	84-0410	Carrier - Seal	32	30	1
77-3320	Nut - Hex	46	5	6	84-0430	O-Ring	32	18	4
77-3340	Manifold - Exhaust	46	3	1	84-0440	Cover - Trunnion	32	17	2
77-3400	Camshaft	44	5	1	84-0450	Cover - Trunnion	32	35	1
77-3420	Gasket	44	3	1	84-0460	Screw	32	16	8
77-3450	Washer	44	2	2	84-0470	Seal - Lip	32	34	2
77-3470	Screw	47	10	1	84-0480	Poppet - Charge Relief	32	8	1
77-3490	Screw	47	11	1	84-0490	Spring - Compression	32	9	1
77-3510	Spring	44	14	1	84-0500	Assy. - Charge Relief Plug	32	12	1
77-3520	Cup	44	13	1	84-0550	Ring - Retaining	32	6	2
77-3600	Shield - Adapter	35	35	1	84-0570	Shim - Trunnion Kit	32	20	4
77-3640	Bearing	6	12	1	84-0680	Link - Shift	10	30	1
77-3700	Gasket - Muffler, Exhaust	37	18	1	84-0690	Rod - Shift	3	5	1
77-3780	Pin - Lynch	13	4	1	84-0700	Rod - Shift	3	11	1
77-3790	Plug - Drain	38	26	1	84-0720	Valve - Velocity	33	29	1
77-3970	Spacer - Relay	17	13	1	84-0730	Arm - Lift, L.H.	71	20	1
77-4000	Shim Set	68	*	1	84-0750	Housing - Bearing	29	32	1
77-4010	Shim Set	66	*	1	84-0760	Adapter - Pump to Engine	35	24	1
77-4020	Shim Set	68	*	1	84-0780	Pulley	86	4	1
77-4030	Shim Set	69	*	1	84-0780	Pulley	87	6	1
77-4040	Shim Set	70	*	1	84-0800	Arm - Pivot	82	6	4
77-4050	Shim Set	70	*	1	84-0940	Assy. - Brake Linkage Arm	8	1	1
77-4260	Link - Shift	3	6	1	84-0970	Assy. - Brake Linkage Arm	8	11	1
80-7730	Spacer	13	25	2	84-0990	Pin - Pivot	8	20	2
80-7730	Spacer	1	27	1	84-1030	Driveshaft	29	43	1
80-7730	Spacer	34	48	1	84-1080	Frame Assembly	1	6	1
80-7730	Spacer	30	65	3	84-1320	Shaft - P.T.O.	27	5	1
80-8660	Spacer	59	57	1	84-1330	Hub - Splined	29	41	1
80-8660	Spacer	62	59	1	84-1350	Pin - Pivot	82	3	4
82-3660	Bracket - Cover	21	39	1	84-1350	Pin - Pivot	71	8	2
82-3700	Reservoir - Hydraulic	25	4	1	84-1380	Anchor - Spring	29	10	1
82-3740	Oil Cooler Assembly	56	14	1	84-1410	Adapter - Clutch	27	13	1
82-3750	Cover - Console	18	21	1	84-1440	Plate - Adapter	35	33	1
82-4900	Foam - Seat Front	13	8	1	84-1450	Panel - Gauge	18	2	1
82-4950	Plunger - Spring	10	14	1	84-1460	Decal - GM 455D	1	20	2
82-4960	Pad - Brake	9	15	2	84-1470	Decal - Operation	9	42	1
82-4970	Ring - Retaining	6	17	1	84-1480	Hose - Dampener	29	13	1
82-4990	Housing - Fixed	6	9	1	84-1490	Latch - Lockup	2	46	2
82-5180	Control - Pump	29	20	1	84-1540	Key	27	18	1
82-5190	Shaft - Traction Pedal	9	8	1	84-1550	Mount - Rubber	83	2	4
82-5280	Shaft - Pivot	29	28	1	84-1550	Mount - Rubber	27	22	5
82-5300	Support - Heel	19	39	1	84-1560	Washer - Thrust	27	26	4
82-5370	Foam - R.O.P.S. Bar	73	7	2	84-1570	Spacer	57	1	2
82-5380	Shim - Pinion .045	3	39	1	84-1570	Spacer	27	21	1
82-5390	Shim - Pinion .038	3	*	1	84-1580	Washer - Clutch	27	38	1
82-5400	Shim - Pinion .052	3	*	1	84-1590	U-Bolt	7	24	2
83-1470	Washer - Neoprene	2	51	2	84-1600	Bracket - Support, Trans.	3	13	1
83-2280	Timer - Delay	17	6	1	84-1610	Support - Rod, Shift	3	10	1
83-9150	Decal - Starting Fluid	36	28	1	84-1620	Plate - Support, Axle	7	10	2
84-0080	Spiral Gear Set (Matched)	5	*	1	84-5300	Nut	75	11	4
84-0090	Shim - Lt. Blue .120/.117	5	*	A/R	84-5300	Nut - Jam	80	3	2
84-0130	Shim - Pink .129/.126	5	*	A/R	84-6402	Orifice	19	26	1
84-0140	Shim - Black .132/.129	5	*	A/R	84-6403	Orifice	81	14	2
84-0170	Pulley - P.T.O.	29	44	1	84-6420	Plunger	20	37	2
84-0180	Pulley - Lower	27	17	1	84-6430	Plunger	20	31	1
84-0210	Gasket - End Cap	32	14	1	85-4980	Switch - Toggle	18	17	1
84-0240	Housing - Pump	32	33	1	85-6410	Decal - Danger	90	3	1
84-0250	Swash Plate - Variable	32	36	1	85-6410	Decal - Danger	89	20	1
84-0260	Bearing - Roller	32	21	4	85-6410	Decal - Danger	75	52	1
84-0270	Spacer - Trunnion	32	19	4	86-0010	Blade - 19	86	11	1
84-0280	Plate - Valve R.H.	32	39	1	86-0010	Blade - 19	91	11	1
84-0300	Shaft - Pump	32	26	1	86-0010	Blade - 19	87	13	1
84-0310	Bearing - Ball	32	27	1	86-0050	Screw - Adjusting	77	7	3
84-0320	Ring - Retaining	32	28	1	86-0060	Sleeve - Tube	77	2	6
84-0330	Screw - Cap Hex. Hd.	32	25	8	86-0690	Spacer	81	3	3

*Not Illustrated

TORO PART NUMBER INDEX (Cont.)

3321-359

Part No.	Description	Pg. No.	Ref. No.	Qty.	Part No.	Description	Pg. No.	Ref. No.	Qty.
86-0700	Decal - H.O.C.	90	8	1	86-2470	Assembly - Tube	81	5	1
86-0710	Decal - H.O.C.	89	15	1	86-2480	Assembly - Tube	81	2	1
86-0720	Decal - H.O.C. LH	75	24	1	86-2490	Assembly - Tube	81	4	1
86-0730	Decal - H.O.C. RH	75	8	1	86-2501	Orifice	19	22	2
86-0740	Decal - Belt	75	31	1	86-2510	Spring	75	10	2
86-0750	Decal - Belt LH	89	9	1	86-2560	Spring	82	13	2
86-0760	Decal	90	13	1	86-2590	Rod - Clutch	85	4	2
86-0770	Decal - Quadfloat	92	6	1	86-2600	Washer	85	18	4
86-0780	Decal - H.O.C.	75	36	1	86-2600	Washer - Belt Guide	89	4	3
86-0790	Button - Guard	92	2	8	86-2600	Washer - Guide, Belt	90	18	4
86-1150	Yoke - End	74	1	2	86-2630	Spring - Compression	81	13	2
86-1160	Kit - Universal	74	2	2	86-2640	Assembly - Tube, Cylinder	81	20	2
86-1170	Shaft - Slip Yoke	74	3	1	86-2650	Support - Spring	82	14	2
86-1180	Tube - Slip Yoke	74	4	1	86-2660	Stop - Cover	92	14	1
86-1410	Pulley - Gearbox 6.50 Dia.	83	16	1	86-2670	Decal - Belt	77	4	1
86-1420	Hose - Hydraulic	81	21	1	86-2710	Assembly - Hose, Rear	33	26	1
86-1440	Washer - Flat	89	6	2	86-2730	Hose - Hydraulic	61	14	1
86-1440	Washer - Flat	90	15	2	86-2770	Assembly - Tube	62	62	1
86-1440	Washer - Flat	75	51	4	86-2770	Assembly - Tube, Traction	33	24	1
86-1440	Washer - Lock	82	11	8	86-2790	Pin - Pivot L.H.	71	17	1
86-1480	Washer	86	3	1	86-2800	Hose - Suction	25	26	1
86-1480	Washer	91	3	1	86-2800	Hose - Suction	33	32	1
86-1480	Washer	87	18	1	86-2830	Plate - Adapter, Main	29	46	1
86-1490	Rod End - LH Thread	85	19	2	86-2860	Cover - Belt, Upper	13	34	1
86-1550	Rod End - RH Thread	85	23	2	86-2990	Mount - Throttle Cable	36	35	2
86-1560	Spacer	85	17	2	86-3010	Filter - Transmission	25	16	1
86-1570	Rod - Threaded	85	21	2	86-3020	Wire - Neutral, Switch	29	23	1
86-1700	Pulley	91	4	1	86-3040	Coupling - Rubber	29	39	2
86-1710	Assembly - Clutch, Elect.	87	3	1	86-3040	Flange - Rubber	27	40	1
86-1730	Drive Shaft	83	10	1	86-3100	Pulley - Gearbox 7.50 Dia.	83	*	1
86-1740	Spacer	87	5	1	86-3120	Hose - Hydraulic Cap End	58	8	1
86-1820	Bracket - Pulley	85	9	1	86-3130	Hose - Hydraulic Rod End	58	7	1
86-1830	Cover - Drive Shaft	83	11	1	86-3140	Hose - Hydraulic	61	6	1
86-1840	Cover - Right Hand	92	5	1	86-3150	Assembly - Hose	25	38	1
86-1850	Cover - Left Hand	92	17	1	86-3150	Assembly - Hose	34	39	1
86-1860	Cover - Center	92	7	1	86-3160	Assembly - Hose	71	7	1
86-1870	Cover - Center, Right Hand	92	8	1	86-3170	Hose Assembly	71	15	1
86-1880	Cover - Center, Left Hand	92	16	1	86-3180	Assembly - Hose	19	24	1
86-1890	Hinge	92	10	4	86-3190	Assembly - Hose	19	23	2
86-1890	Hinge	75	25	4	86-3200	Hose Assembly	71	10	1
86-1900	Plate - Hinge	92	3	4	86-3210	Assembly - Hose	11	51	1
86-1920	Spring - Torsion	92	11	2	86-3220	Assembly - Hose	10	2	2
86-1960	V-Belt	89	12	1	86-3230	Assembly - Hose	19	32	1
86-1960	V-Belt	90	16	1	86-5390	Kit - Seal	64	*	1
86-1970	V-Belt	83	1	1	86-5410	Panel - Console	17	17	1
86-1990	Washer	83	4	6	86-5420	Spacer - Rod, Shift	3	8	1
86-1990	Washer	27	42	4	86-5430	Plate - Skid	7	26	1
86-2000	Bolt - Thin Head	77	9	3	86-5440	Valve - Relief, Dual	19	36	1
86-2010	Pin - H.O.C. Pivot	90	10	1	86-5450	Coupler - Hydraulic	71	24	3
86-2010	Pin - H.O.C., Wing	89	14	1	86-5460	Nipple - Coupler	81	11	3
86-2020	Support - Gear Box	83	3	1	86-5470	Harness - Front	16	1	1
86-2070	Nut	82	9	4	86-5470	Harness - Wire	27	9	1
86-2080	Ball Joint	82	10	4	86-5470	Harness - Wire	11	52	1
86-2090	Bushing	82	18	6	86-5480	Fitting - Dianostic	34	45	2
86-2120	Roller	82	19	4	86-5500	Assembly - Hose	25	20	1
86-2130	Pin - Clevis	82	21	2	86-5500	Assembly - Hose	34	38	1
86-2150	Lock	82	17	2	86-5570	Assembly - Hose	10	1	1
86-2180	Bushing	82	22	4	86-5570	Hose Assembly	34	42	1
86-2190	Cylinder - Hydraulic	75	14	2	86-5580	Cylinder - Hydraulic	71	1	2
86-2190	Cylinder Assembly	80	*	1	86-5590	Assembly - Pump	29	7	1
86-2230	Cover - Guide, RH	75	9	1	86-5620	Bearing	27	4	1
86-2280	Frame - Carrier, RH	75	20	1	86-5730	Assy. - Tube, R.H. Front	10	43	1
86-2320	Frame - Carrier, LH	75	23	1	86-5740	Assy. - Tube, L.H. Front	10	44	1
86-2390	Pin - H.O.C.	75	26	2	86-5750	Assy. - Tube, Drain	3	23	1
86-2400	Latch - Arm	85	14	2	86-5750	Tube Assembly	26	50	1
86-2440	Assembly - Hose	81	17	2	86-5760	Assy. - Tube, Deck Return	19	33	1
86-2450	Assembly - Hose	81	18	2	86-5770	Assy. Tube, Relief Valve	19	28	1
86-2460	Assembly - Hose	81	7	2	86-5770	Tube Assembly - Relief	26	52	1

*Not Illustrated

TORO PART NUMBER INDEX (Cont.)

Part No.	Description	Pg. No.	Ref. No.	Qty.	Part No.	Description	Pg. No.	Ref. No.	Qty.
86-5780	Tube - Hydraulic L.H.	58	2	1	92-0625	Idler Pulley Assembly	89	5	1
86-5780	Tube Assembly RH Rear	62	52	1	92-0625	Idler Pulley Assembly	85	6	2
86-5790	Tube - Hydraulic R.H.	58	3	1	92-0625	Idler Pulley Assembly	77	11	2
86-5790	Tube Assembly LH Rear	62	51	1	92-0625	Idler Pulley Assembly	90	19	1
86-5810	Assembly - Tube	34	41	1	92-0626	Tube Assembly	77	5	3
86-5810	Assembly - Tube	26	49	1	92-0627	Armature & Pulley Assy.	88	5	1
86-5830	Spring - Compression	8	5	2	92-0636	Shaft Assembly	6	3	1
86-5840	Plate - Spring	8	4	2	92-0639	Case Assembly	5	15	1
86-5860	Nipple	25	18	1	92-0640	Bearing - Needle	5	28	1
86-5860	Nipple	3	35	2	92-0641	Shaft - Counter	5	20	1
86-5890	Arm - Lift, R.H.	71	22	1	92-0642	Gear - Output	5	17	1
86-5900	Tire	7	17	2	92-0643	Gear - Ring	5	37	1
86-5910	Tire	58	29	2	92-0644	Gear - Cluster	5	19	1
86-5910	Tire	61	37	2	92-0645	Shaft & Gear - Shifter	5	21	1
86-5940	Spacer - Bearing	29	33	1	92-0646	Bearing - Ball	5	42	2
86-7470	Diode	16	7	4	92-0647	Rod - Shift (High-Low)	5	36	1
86-8100	Ball - Joint	75	6	2	92-1180	Seat Assembly	15	1	1
87-5100	Washer - Flat	35	14	4	92-1180	Seat Assembly	14	5	1
87-6270	Socket - Light	18	*25	4	92-1351	Plug - Pulley	30	66	1
88-1140	Spacer - Bearing, Lower	27	15	1	92-1352	Plug	32	42	3
88-1150	Spacer - Clutch	27	33	1	92-1353	Shim	32	10	1
88-1160	Rod - Traction Linkage	9	11	1	92-1354	Cap - End	32	1	1
88-1170	Belt - Matched Set	27	19	1	92-1355	Plug - Special	32	2	2
88-1190	Pin - Pivot	71	16	2	92-1356	Valve - Screw 415 BAR	32	7	2
88-1200	Pin - Pivot R.H.	71	*	1	92-1357	Pin	32	43	1
88-1220	Plate	57	2	2	92-1358	Coupling	32	41	1
88-1260	Transaxle - 2 Speed	3	17	1	92-1364	Guide - Switch, Pin	3	46	1
88-1280	Cover - Belt, Lower	27	35	1	92-1365	Plunger - Switch	3	47	1
88-1290	Bracket - Rod, Seat	33	16	1	92-1366	Spring - Compression	4	51	1
88-1300	Cover - Seat Front	2	40	1	92-1367	Arm - Traction Linkage	9	13	1
88-1310	Foam - Cover	2	39	1	92-1370	Decal - Warning	9	44	1
88-1360	Washer	56	34	2	92-2556	Motor - Fixed Displacement	3	37	1
88-1360	Washer - Rear Weight	57	3	6	92-2567	Spring	20	21	1
88-1370	Plate - Brake	28	3	1	92-2568	Poppet	20	22	1
88-1380	Fitting - Adapter	19	20	3	92-2571	Plug	6	4	2
88-1420	Spring - Compression	13	27	1	92-2572	End Cap Assembly	6	14	1
88-1430	Nut - Lock, Bearing	29	48	1	92-2581	Neutral Switch Arm Assy.	29	51	1
88-1440	Washer - Lock	29	47	1	92-2586	Arm - Brake Linkage	9	24	2
88-1450	Nut - Lock, Bearing	27	30	1	92-2587	Decal - R.O.P.S.	73	14	1
88-1460	Washer - Lock	27	32	1	92-4033	Door Trap	85	26	2
88-1470	Plate - Control, Pump	29	22	1	92-4036	Cap - Rod	82	29	2
88-1510	Screw - Special	27	23	1	92-4037	Screw - Hex. Socket Hd.	82	30	2
88-1520	Cartridge - Relief	19	41	1	92-5521	Tether Strap	15	8	2
88-1530	Cartridge - Relief	19	42	1	92-5581	Ring - Retaining, Internal	90	25	1
88-1610	Assembly - Field Rotor	28	8	1	92-5581	Ring - Retaining, Internal	89	26	1
88-3590	Nut - Lock	72	14	1	92-5581	Ring - Retaining, Internal	76	54	2
88-3600	Piston	72	13	1	92-5583	Washer	90	26	1
88-3610	Assembly - Barrel	72	15	1	92-5583	Washer	89	27	1
88-3620	Assembly - Rod	72	1	1	92-5583	Washer	76	55	2
88-3630	Head	72	5	1	92-5804	Pedal - Brake L.H.	9	21	1
88-3640	Kit - Seal	72	*	1	92-5805	Brake Pedal Assembly R.H.	9	23	1
88-8950	Decal - Warning	27	45	1	92-5806	Shaft - Brake	9	26	1
92-0600	Kit - Seal	80	*	1	92-5807	Retainer - Hardlines	81	22	2
92-0602	Assembly - Barrel	80	13	1	92-5810	Assembly - Rod End	80	2	1
92-0603	Piston & Rod Assembly	80	5	1	92-5810	Ball Joint	75	12	2
92-0604	Head - Ring Retaining	80	7	1	92-5811	Assembly - Rod End	80	14	1
92-0605	Housing	84	5	1	92-5811	Ball Joint	75	16	2
92-0606	Key	84	9	1	92-5816	Bolt - Blade	86	14	1
92-0607	Gear - RH	84	10	1	92-5816	Bolt - Blade	91	14	1
92-0608	Cap - Thru	84	14	1	92-5816	Bolt - Blade	87	16	1
92-0610	Cone - Bearing	84	11	1	92-5817	Pin - Clutch Stop	27	34	1
92-0611	Cup - Bearing	84	12	1	92-5818	Housing - Bearing, Lower	27	14	1
92-0612	Nut - Lock	84	23	1	92-5821	Assembly - Head, Filter	25	15	1
92-0613	Washer - Lock, Gear	84	22	1	92-5825	Gear - Motor	61	28	1
92-0616	Cone - Bearing	84	15	2	92-5826	Gear - Axle	61	31	1
92-0617	Cup - Bearing	84	16	2	92-5828	Assembly - Hose	33	25	1
92-0618	Hub	84	17	1	92-5830	Assembly - Hose	34	43	1
92-0619	Gear - LH	84	21	1	92-5830	Assy. - Hose, Traction L.H.	3	29	1

*Not Illustrated

TORO PART NUMBER INDEX (Cont.)

3321-359

Part No.	Description	Pg. No.	Ref. No.	Qty.	Part No.	Description	Pg. No.	Ref. No.	Qty.
92-5833	Spacer - Ball Joint	61	45	2	92-9729	Valve - Control, Steering	11	59	1
92-5833	Spacer - Ball Joint	59	62	1	92-9730	Cap-End	12	18	1
92-5836	Washer - Axle	62	66	1	92-9732	Plate - Wear	12	14	1
92-5837	Assembly - Rod End	59	60	1	92-9736	Screw-Cap	12	19	7
92-5838	Ball Joint	62	65	1	92-9745	End Cap Kit	12	*	1
92-5839	Ball Joint	58	41	1	92-9749	Seal Kit	12	*	1
92-5839	Ball Joint	61	44	1	92-9800	Spacer - Spindle	86	10	1
92-5840	Bracket - Mount, Filter	25	10	1	92-9800	Spacer - Spindle	91	10	1
92-5841	Hose Assembly - Traction	33	1	1	92-9800	Spacer - Spindle	87	12	1
92-5841	Hose, Traction R.H. (2WD)	3	30	1	93-0307	Nut - Retainer, Lock	59	67	2
92-5844	Spacer - Ball Joint	61	40	1	93-0309	Washer - Tab	59	63	2
92-6073	Decal - Clear	73	13	1	93-3102	Cap - Fuel	21	3	1
92-6533	Seat Cushion Assembly	14	4	1	93-3163	Spring - Compression	14	30	2
92-6534	Shell - Seat	14	7	1	93-3164	Cup - Spring	14	31	2
92-6564	Decal - 4 Matic	18	1	1	93-3165	Bracket - Spring	14	29	1
92-7301	Spacer	14	37	2	93-4207	Fitting - Hose Tee	36	8	1
92-7381	Tube - Water, Return	37	5	1	93-4233	Engine Assembly	35	42	1
92-7382	Cover - Manifold	37	17	1	93-4237	Bearing - Castor	78	12	4
92-7750	Fork	78	4	2	93-4237	Bearing - Castor	79	12	4
92-7752	Fork	78	*	2	93-4239	Rim - Wheel	78	9	2
92-7756	Wing Deck Assembly LH	89	18	1	93-4239	Rim - Wheel	79	9	2
92-7757	Center Deck Assembly	75	32	1	93-4240	Wheel - 10"	78	*	2
92-7758	Wing Deck Assembly R.H.	90	20	1	93-4241	Spacer - Bearing	78	11	2
92-7762	Lift Valve Assembly	19	15	1	93-4241	Spacer - Bearing	79	11	2
92-7765	Assy. - Tube (4WD)	3	*	1	93-4242	Plate	78	15	2
92-7766	Bracket - Support	85	29	1	93-4242	Plate	79	15	2
92-7767	Spring - Compression	77	3	2	93-4243	Tire - 10"	78	*	2
92-7768	Spring - Compression	77	*	1	93-4244	10 Tube - w/Valve	78	*	2
92-7773	Ball	7	32	6	93-5398	Screw - Cap Hex. Hd.	35	25	2
92-7774	Stud	7	28	4	93-5835	Screw - Purge	50	28	1
92-7775	Link	7	29	4	93-5856	Valve - Solenoid	50	17	1
92-7776	Spring - Extension	7	30	4	93-5973	10 Foam Filled Wheel Assy.	78	*	2
92-7777	Disc - Actuating	7	31	4	93-5974	8 Foam Filled Wheel Assy.	78	*	2
92-7778	Spring	20	33	3	93-5974	8 Foam Filled Wheel Assy.	79	*	2
92-7779	Eyelet	20	38	3	93-5980	Hub	78	10	2
92-7780	Plug Assembly	20	32	3	93-5980	Hub	79	10	2
92-7781	Weight - Rear	56	40	1	93-6028	Plate - Logo, TORO	56	17	1
92-7791	Seal - Valve	43	52	8	93-7160	Cap - Oil	25	2	1
92-7792	Guide - Valve (14.29mm)	43	47	8	93-7221	Hose - Radiator, Upper	36	4	1
92-7793	Guide - Valve (14.59mm)	43	*	8	93-7223	Hose - Air Cleaner	36	19	1
92-7794	Valve - Exhaust	43	50	4	93-7224	Hose - Intake	36	18	1
92-7795	Seat - Exhaust Valve	43	51	4	93-7229	Degassing Support Asm.	36	11	1
92-8861	Cap	90	28	1	93-7236	Air Cleaner Support Asm	1	28	1
92-8861	Cap	89	29	1	93-7236	Bracket - Support	36	44	1
92-8861	Cap	76	57	2	93-7240	Plate - Axle Pivot Rear	61	12	1
92-9651	Hub - Wheel	58	28	2	93-7240	Plate - Axle Pivot Rear	59	68	1
92-9652	Stud - Drive	58	37	10	93-7241	Plate - Axle Pivot Front	58	15	1
92-9704	Housing - Axle	7	11	2	93-7241	Plate - Axle Pivot Front	62	67	1
92-9706	Spacer - Axle Shaft	7	22	2	93-7242	Decal - Service, 4WD	19	*	1
92-9708	Collar - Bearing	7	12	2	93-7243	Decal - Service, 2WD	19	37	1
92-9709	Spacer - Bearing	7	14	2	93-7244	Bracket - Support	56	27	1
92-9710	Bearing - Ball	7	13	2	93-7245	Bracket - Support	37	12	1
92-9711	Weight - Rear	56	35	1	93-7247	Washer - Thrust	61	15	2
92-9712	Seal - V-Ring	7	23	2	93-7247	Washer - Thrust	59	51	2
92-9714	Axle Assembly	7	16	2	93-7249	Pin - Axle Pivot	59	52	1
92-9721	Idle Pulley Assembly	90	5	1	93-7249	Pin - Axle Pivot	62	54	1
92-9722	Idle Pulley Assembly	85	7	2	93-7483	Light - Warning Bank	18	8	1
92-9722	Idle Pulley Assembly	90	17	1	93-7484	Light - Warning Bank	18	11	1
92-9721	Idle Pulley Assembly - V	77	13	1	93-7485	Filter Assembly	36	30	1
92-9722	V-Idle Pulley Assembly	89	1	2	93-7594	Spacer - Tubular	36	3	1
92-9724	Spindle - R.H.	58	*	1	93-7773	Bolt	66	5	4
92-9725	Spindle - L.H.	58	24	1	93-7775	Bearing	69	18	2
92-9726	Spring - Compression	90	27	1	93-7778	Housing - Axle A	67	1	1
92-9726	Spring - Compression	89	28	1	93-7779	Housing - Axle B	67	3	1
92-9726	Spring - Compression	76	56	2	93-7780	Axle - 4wd	61	36	1
92-9727	Assembly - Cap, H.O.C.	76	*	2	93-7781	Washer	67	10	8
92-9727	Cap Assembly H.O.C.	90	*	1	93-7782	Screw - Hex. Hd. Flange	67	4	8
92-9727	Cap Assembly - H.O.C.	89	*	1	93-7783	Ring - Retaining	70	11	2

*Not Illustrated

TORO PART NUMBER INDEX (Cont.)

Part No.	Description	Pg. No.	Ref. No.	Qty.	Part No.	Description	Pg. No.	Ref. No.	Qty.
93-7784	Cover	70	12	2	94-3137	Bracket - Lifting	42	25	1
93-7785	Nut - Slotted	70	13	2	94-3139	Screw	42	26	1
93-7786	Fitting - Grease	70	17	2	94-3141	Thrust Bearing Set (Std.)	39	13	2
93-7787	Bushing - Flange	67	2	2	94-3144	Pulley	39	3	1
93-7788	Hose - Return	36	12	1	94-3145	Screw - Cap Hex. Hd.	39	1	1
93-7798	Hood	1	16	1	94-3148	Seal - Shaft	39	11	1
93-7799	Radiator Mount Assembly	56	8	1	94-3149	Gear - Flywheel	39	17	1
93-9162	Filter - Primary	55	3	1	94-3150	Screw - Cap Hex. Hd.	39	7	4
93-9163	Filter - Safety	55	6	1	94-3151	Washer	39	8	6
93-9164	Indicator	55	1	1	94-3152	Screw - Cap Hex. Hd.	40	33	2
93-9164	Service Indicator	36	32	1	94-3157	Piston Set - Std.	40	29	1
93-9175	Dipstick	36	26	1	94-3158	Piston Ring Set Std.	39	23	4
93-9175	Dipstick - Oil	38	3	1	94-3159	Roller Assembly	44	11	1
93-9415	Panel - Tower	10	23	1	94-3160	Roller Assembly	44	15	1
93-9426	Decal - Danger	2	50	1	94-3161	Screw	44	16	2
93-9938	Castor Wheel Assembly	79	*	2	94-3161	Screw	50	24	1
93-9938	Wheel - 8"	78	*	2	94-3162	Stud	44	9	1
93-9939	Tire - 8"	78	8	2	94-3163	Screw	44	6	1
93-9939	Tire - 8"	79	8	2	94-3164	Washer - Spring	46	7	7
94-1414	Valve - Vacuumator	55	5	1	94-3164	Washer - Spring	44	10	4
94-1416	Adapter Assembly	36	31	1	94-3164	Washer - Spring	50	10	6
94-1416	Asm. - Adaptor	55	7	1	94-3165	Nut	50	6	4
94-1418	Hose - Radiator, Upper	36	2	1	94-3165	Nut - Lock	44	12	1
94-1418	Hose - Radiator, Upper	56	46	1	94-3166	Washer - Flat	44	7	1
94-2630	Hose - Return	36	6	1	94-3167	Bracket - Fan	44	24	1
94-2638	Nut - Tinnerman	56	18	4	94-3168	Pulley - Fan	44	21	1
94-2800	Cap - Radiator	36	22	1	94-3169	Screw	44	25	1
94-2801	Grommet - Rubber	36	40	2	94-3170	Screw	44	17	1
94-2812	Grommet	37	7	1	94-3171	Screw	44	20	2
94-2814	Kit - Exhaust Coupler	37	1	1	94-3172	Washer	44	19	3
94-2815	Sleeve - Exhaust Flange	37	2	1	94-3173	Screw	44	22	3
94-3011	Plug	31	12	1	94-3174	Washer	42	27	8
94-3100	Short Block Assembly	38	36	1	94-3176	Gear - Oil Pump	47	2	1
94-3103	Plug - Threaded	38	44	1	94-3177	Plug	47	12	2
94-3104	Plug - Threaded	38	43	2	94-3178	Strainer	47	9	1
94-3106	Gasket	38	42	2	94-3179	Washer - Spring	47	4	3
94-3108	Plug - 27.5 mm Dia.	38	*	8	94-3180	Switch - Pressure	38	32	1
94-3108	Plug - 27.5 mm Dia.	42	*	2	94-3181	Oil Filler	38	1	1
94-3109	Plug - 28.5 mm Dia.	38	*	9	94-3182	Plug	38	2	1
94-3109	Plug - 28.5 mm Dia.	42	*	2	94-3183	Gasket	38	39	1
94-3110	Stud	38	45	1	94-3184	Union	38	4	1
94-3111	Pin - Groove	38	22	2	94-3186	O-Ring	38	40	1
94-3112	Screw - Washer Hd.	38	17	2	94-3191	Union	38	48	1
94-3113	Cylinder Head Assembly	41	5	1	94-3192	Union	38	47	1
94-3115	Nut - Lock	41	8	6	94-3196	Inlet - Water	49	7	1
94-3116	Gasket	41	3	1	94-3196	Inlet - Water	42	31	1
94-3117	Plate	41	2	1	94-3197	O-Ring	49	3	1
94-3118	Plug	42	32	1	94-3197	O-Ring	42	30	1
94-3119	Kit - Gasket	43	*	1	94-3198	Screw	49	8	2
94-3120	Bracket	43	54	1	94-3198	Screw	42	35	2
94-3121	Plug	43	44	1	94-3199	Pipe - By-Pass	42	39	1
94-3122	Gasket	43	43	1	94-3200	Hose - By-Pass	42	37	1
94-3123	Screw - Cap Hex. Hd.	41	1	2	94-3206	Gasket	48	9	1
94-3124	Bolt - Valve Cover	42	22	3	94-3207	Ring	48	4	1
94-3124	Screw - Cap Hex. Hd.	47	8	2	94-3208	Stub - Outlet	48	2	1
94-3125	Washer	42	21	3	94-3209	Thermostat	48	11	1
94-3125	Washer - Flat	45	3	1	94-3210	Gasket	48	10	1
94-3126	Protector - Lower	45	5	1	94-3211	Temp Sending Unit	48	6	1
94-3127	Case - Timing, Left	45	7	1	94-3212	Plug	48	7	2
94-3128	Case - Timing, Right	45	9	1	94-3213	Screw	48	8	1
94-3129	Plug	45	4	1	94-3214	Screw	48	5	1
94-3130	Screw	45	2	1	94-3215	Manifold - Intake	46	6	1
94-3131	Screw	48	1	3	94-3216	Screw	46	8	5
94-3131	Screw	45	10	1	94-3217	Screw	46	9	4
94-3132	Screw	45	1	2	94-3218	Screw	46	*	1
94-3133	Nut W/Washer	45	6	1	94-3219	Pump - Injection	50	19	1
94-3134	Nut	45	8	1	94-3220	Bracket	50	3	1
94-3135	Bracket - Lifting	42	15	1	94-3221	Screw	50	11	1

*Not Illustrated

TORO PART NUMBER INDEX (Cont.)

3321-359

Part No.	Description	Pg. No.	Ref. No.	Qty.	Part No.	Description	Pg. No.	Ref. No.	Qty.
94-3222	Key	50	20	1	94-5625	Hose - Radiator, Overflow	36	13	1
94-3223	Screw	50	25	1	94-5625	Hose - Radiator, Overflow	56	50	1
94-3224	Washer - Flat	50	9	2	94-5626	Latch - Draw	1	23	1
94-3225	Screw	50	4	2	94-5627	Plug	17	11	1
94-3226	Gasket - Injector	51	4	4	94-5643	Bearing	69	12	2
94-3227	Spacer	51	8	4	94-8000	Nut - Lock	58	10	1
94-3228	Spring	51	7	4	94-8000	Nut - Lock	61	19	1
94-3229	Union	51	11	3	94-8001	Fuse - Blade, 80 Amp	16	9	1
94-3230	Hose	51	1	1	94-8002	Fuse - Blade, 50 Amp	16	10	1
94-3231	Bracket	51	13	2	94-8003	Support - Air Cleaner Hose	36	45	1
94-3232	Washer - 0.79 mm	51	6	4	94-8008	Plate - Wear	76	60	2
94-3233	Washer - 0.82 mm	51	*	4	94-8009	Strap - Deck H.O.C.	75	19	2
94-3234	Washer - 0.85 mm	51	*	4	94-8010	Hose - Hydraulic	56	21	2
94-3235	Washer - 0.88 mm	51	*	4	94-8012	Muffler Assembly	37	6	1
94-3236	Washer - 0.91 mm	51	*	4	94-8013	Washer	87	19	1
94-3237	Washer - 0.94 mm	51	*	4	94-8018	Arm - Drag Link	70	1	1
94-3238	Washer - 0.97 mm	51	*	4	94-8019	Arm - Tie Rod	70	2	1
94-3239	Washer - 1.00 mm	51	*	4	94-8020	Shield - Wire Harness	76	59	2
94-3240	Washer - 1.03 mm	51	*	4	94-8023	Guide	82	26	2
94-3241	Washer - 1.06 mm	51	*	4	94-8024	Plunger	82	27	2
94-3242	Washer - 1.30 mm	51	6	4	94-8025	O-Ring	22	3	1
94-3243	Washer - 1.33 mm	51	*	4	94-8026	Vent Assembly	22	12	1
94-3244	Washer - 1.36 mm	51	*	4	94-8027	O-Ring	22	10	1
94-3245	Washer - 1.39 mm	51	*	4	94-8028	O-Ring	22	11	1
94-3246	Washer - 1.42 mm	51	*	4	94-8029	Nut - Special	82	24	2
94-3247	Washer - 1.45 mm	51	*	4	94-8031	Boot	82	23	2
94-3248	Washer - 1.48 mm	51	*	4	94-8132	Gasket - Head (1.48 mm)	43	53	1
94-3249	Tube - Outlet	50	22	1	94-8133	Gasket - Head (1.52 mm)	43	*	1
94-3250	Screw - Connection	50	23	1	94-8134	Gasket - Head (1.58 mm)	43	*	1
94-3251	Nut	50	15	1	94-8135	Gasket - Head (1.62 mm)	43	*	1
94-3251	Nut - Lock	54	8	1	94-8141	Cylinder - Hydraulic	62	46	1
94-3252	Alternator	52	12	1	94-8142	Hydraulic Cylinder Assy.	58	42	1
94-3252	Alternator	36	39	1	94-8160	Washer	31	8	4
94-3253	Bracket	52	7	1	94-8280	Seal	84	13	1
94-3254	Screw	52	6	1	94-8281	Shaft - Pinion	84	19	1
94-3255	Slide	52	4	1	94-8282	Seal	84	18	1
94-3256	Belt	52	5	1	94-8283	Shaft - Thru	84	8	1
94-3257	Washer - Spring	52	13	1	94-8295	Gear Box	83	9	1
94-3258	Screw	52	14	1	94-8297	Assy. - Pump, Gear	29	5	1
94-3260	Washer - Flat	52	3	1	94-8298	Hydraulic Tube Assembly	25	37	1
94-3261	Nut	52	11	1	94-8298	Tube Assembly - Oil Cooler	37	23	1
94-3262	Nut	52	10	1	94-8298	Tube Assembly - Oil Cooler	56	32	1
94-3263	Starter	53	3	1	94-8299	Assy. - Tube, Steering	10	45	1
94-3264	Plug - Glow	54	3	4	94-8299	Tube Assembly - Steering	26	51	1
94-3265	Cable - Glow Plug	54	2	4	94-9955	Assembly - Barrel	64	1	1
94-3266	Nut - Hex.	54	5	4	94-9956	Assembly - Piston Rod	64	6	1
94-3267	Nut - Lock	54	6	1	94-9957	Piston	64	3	1
94-3274	O-Ring	50	18	1	94-9958	Gland - Cylinder	64	8	1
94-3275	Solenoid - Starter	53	*	1	94-9959	Asm - Barrel	60	1	1
94-5601	Support - Tank, Lower	1	9	1	94-9960	Asm - Rod, Piston	60	12	1
94-5603	Bushing - Sleeve	59	50	2	94-9961	Piston	60	3	1
94-5604	Hose - Overflow	36	15	1	94-9962	Gland - Cylinder	60	10	1
94-5607	Rear Axle Assembly	58	23	1	94-9963	Ring - Retaining	60	9	1
94-5608	Mount - Rubber	37	11	1	94-9964	Kit - Seal	60	*	1
94-5609	Cover Asm - Hood, Lower	1	31	1	94-9965	Asm. - Head, Cylinder	43	*	1
94-5612	Screen Assembly	56	15	1	94-9969	Screw - Connection	50	27	1
94-5613	Stop - Rubber	1	17	2	94-9983	Box - Degassing	36	41	1
94-5614	Bracket - Hour Meter	21	43	1	94-9984	Sensor - Water Level	36	23	1
94-5615	Bracket - Return Hose	35	43	1	94-9994	Gasket	44	27	1
94-5616	Seal - Hood	56	9	1	95-1821	Spring	10	40	1
94-5617	Seal - Strip, Hood	1	22	2	95-2741	Rim - Wheel	79	13	2
94-5618	Trim - Fire Wall	1	15	1	95-2741	Rim - Wheel	78	17	2
94-5621	Bracket Assembly - Screen	56	10	1	95-4351	Plate - Pivot	30	61	1
94-5622	Seal Strip - Screen	56	12	1	95-4352	Bracket - Neutral	30	60	1
94-5623	Harness - Wire, Main	16	6	1	95-4354	Assembly - Hose	19	18	1
94-5623	Harness - Wire, Main	27	31	1	95-4354	Hose Assembly	34	44	1
94-5623	Harness - Wire, Main	21	37	1	95-4356	Fitting - Hydraulic	33	35	1
94-5623	Wire Harness - Main	36	36	1	95-4362	Asm. - Frontplate	31	7	1

*Not Illustrated

TORO PART NUMBER INDEX (Cont.)

Part No.	Description	Pg. No.	Ref. No.	Qty.	Part No.	Description	Pg. No.	Ref. No.	Qty.
95-4363	Asm. - Backplate	31	21	1	237-42	O-Ring	81	8	11
95-4364	Asm. - Body	31	2	2	237-42	O-Ring	82	32	2
95-4365	Asm. - Gear, Drive	31	3	1	237-42	O-Ring	61	42	2
95-4366	Asm. - Gear, Ilder	31	13	2	237-42	O-Ring	4	48	1
95-4367	Gasket - Backup	31	5	2	237-65	O-Ring	33	2	8
95-4368	Plate - Wear	31	4	2	237-65	O-Ring	61	11	3
95-4369	Seal	31	6	2	237-65	O-Ring	25	13	5
95-4370	Screw - Cap	31	9	8	237-65	O-Ring	56	22	6
95-4371	Plate - Adaptor	31	16	1	237-65	O-Ring	3	33	6
95-4372	Key	31	15	1	237-65	Seal - O-Ring	6	5	2
95-4373	Gear	31	14	1	237-78	O-Ring	71	3	4
95-4374	Asm. - Valve, Relief	31	*	1	237-78	O-Ring	19	43	1
95-4375	Harness - Wire, Deck	16	8	1	237-78	O-Ring	62	47	2
95-4375	Wire Harness	83	13	1	237-78	Seal - O-Ring	58	43	2
95-4383	Yoke - Pulley	77	8	3	237-79	O-Ring	19	4	3
95-4387	Shaft - Spindle	86	9	1	237-79	O-Ring	10	5	4
95-4387	Shaft - Spindle	91	9	1	237-79	O-Ring	33	14	6
95-4388	Shaft - Spindle	87	11	1	237-79	O-Ring	71	23	3
98-3837	Gasket - Pump, Water	49	4	1	237-79	O-Ring	3	28	3
98-7250	Clutch	27	37	1	237-79	O-Ring	25	34	3
98-7253	Assembly - Armature	28	5	1	237-80	O-Ring	63	2	2
98-7820	Gear Case Assembly	68	*	1	237-80	O-Ring	33	4	6
98-7821	Bolt	68	6	8	237-80	O-Ring	32	23	3
98-7822	Case - Differential	68	3	1	237-80	O-Ring	25	30	5
98-7823	Ring - Gear	68	2	1	237-81	O-Ring	25	5	3
98-7825	Axle - 4wd	61	36	1	237-81	O-Ring	61	22	2
98-9965	Bushing - Sleeve	39	24	4	237-136	Grommet	13	24	2
98-9966	Pulley - Camshaft	44	26	1	237-141	Grommet - Rubber	85	2	4
98-9967	Key	44	4	1	237-146	O-Ring	33	36	1
98-9968	Screw	44	1	2	237-161	O-Ring	29	6	1
98-9970	Box - Outlet	48	3	1	237-166	O-Ring	61	26	1
98-9971	Hose - By-Pass	43	40	1	237-167	O-Ring	3	27	1
98-9972	Cover - Pump, Water	49	5	1	240-6	Grommet	21	18	3
217-124	Rim	7	18	2	240-11	Grommet	25	11	3
217-125	Rim	58	31	2	242-34	Stud - Axle	7	21	10
217-125	Rim	61	38	2	242-50	Nut - Lug	58	35	10
218-446	Washer - Lock	18	3	1	249-49	Ring	26	48	4
218-447	Nut - Hex.	18	4	1	2410-64	Plug - Dome	10	34	2
218-461	Nut - Hex	13	15	2	2410-64	Plug - Hole	56	55	3
218-573	Fuse - 5A	17	21	2	2411-36	Eye - Rod	9	2	3
218-581	Fuse - 15A	17	21	1	2411-36	Rod - End	3	3	1
218-591	Coil Assembly	63	6	1	2411-36	Rod End	8	9	2
218-592	Nut - Coil	63	7	1	2411-36	Rod End	10	21	1
218-593	Fuse - 30A	17	*	1	2411-36	Rod End	29	27	1
219-17	Bulb	18	*16	4	2411-45	Joint - Ball R.H.	59	*	1
232-27	Stem - Valve	7	19	2	2411-46	Joint - Ball L.H.	59	46	1
232-27	Stem - Valve	58	30	2	2412-3	Clamp - Hose	36	1	3
232-27	Stem - Valve	61	39	2	2412-3	Clamp - Hose	37	4	1
233-17	Knob	10	24	1	2412-3	Clamp - Hose	56	45	2
233-39	Knob - Throttle	17	1	1	2412-31	Clip - Conduit	17	23	1
233-42	Knob	19	13	3	2412-34	Clamp - Hose	25	27	1
237-7	O-Ring	13	23	1	2412-34	Clamp - Hose	33	34	1
237-7	O-Ring	82	25	2	2412-36	Clamp - Hose	36	7	5
237-21	O-Ring	71	6	6	2412-36	Clamp - Hose	21	24	1
237-21	O-Ring	19	21	3	2412-36	Clamp - Hose	26	47	1
237-22	O-Ring	10	3	9	2412-36	Clamp - Hose	56	51	1
237-22	O-Ring	33	5	7	2412-39	R-Clamp	17	27	1
237-22	O-Ring	81	10	12	2412-74	Clamp	13	14	1
237-22	O-Ring	19	17	2	2412-74	Clamp - R	61	20	1
237-22	O-Ring	25	28	1	2412-74	Clamp - R	10	49	1
237-22	Seal - O-Ring	61	2	6	2412-74	Clamp-R	11	63	1
237-22	Seal - O-Ring	58	4	4	2412-104	Clamp - R	33	11	1
237-30	O-Ring	33	8	3	2412-104	Clamp - R	11	62	1
237-30	O-Ring	13	18	1	2412-108	Clamp - Hose	21	5	6
237-30	O-Ring	3	24	1	2412-108	Clamp - Hose	36	10	4
237-30	O-Ring	25	32	5	2412-109	Clamp-J	27	10	2
237-30	O-Ring	19	34	1	2412-122	Clamp Assembly	59	48	2
237-42	O-Ring	19	5	5	2412-123	Tie Rod Assembly	59	49	1

*Not Illustrated

TORO PART NUMBER INDEX (Cont.)

3321-359

Part No.	Description	Pg. No.	Ref. No.	Qty.	Part No.	Description	Pg. No.	Ref. No.	Qty.
2412-125	Clamp - Hose	36	20	3	321-15	Screw - Cap Hex. Hd.	33	17	2
2412-129	Clamp - Hose	38	8	8	322-2	Screw - Cap Hex. Hd.	71	2	5
2412-129	Clamp - Hose	36	14	2	322-2	Screw - Cap Hex. Hd.	13	38	2
2412-129	Clamp - Hose	37	14	4	322-3	Screw - Cap Hex. Hd.	14	12	4
2412-129	Clamp - Hose	42	36	4	322-3	Screw - Cap Hex. Hd.	35	27	4
2412-133	Clamp - R	13	2	2	322-3	Screw - Cap Hex. Hd.	56	49	3
2412-137	R-Clamp	71	11	1	322-4	Screw - Cap Hex. Hd.	15	5	4
2412-138	Clamp - R	92	19	1	322-4	Screw - Cap Hex. Hd.	56	29	2
2412-138	Clamp-R	83	14	1	322-4	Screw - Cap Hex. Hd.	9	41	2
2412-150	Clip - J	83	18	3	322-5	Screw - Cap Hex. Hd.	33	9	1
2412-150	Clip - J	4	49	1	322-5	Screw - Cap Hex. Hd.	30	55	2
251-259	Bearing - Ball	29	29	2	322-5	Screw - HH	77	12	3
251-310	Bearing - Ball	27	16	2	322-6	Screw - Cap Hex. Hd.	29	1	2
251-314	Bearing	29	45	2	322-6	Screw - Cap Hex. Hd.	33	18	1
251-321	Bearing - Ball	78	21	2	322-6	Screw - Cap Hex. Hd.	14	28	1
251-332	Spacer - Inner	78	20	2	322-7	Screw - Cap Hex. Hd.	29	30	1
253-43	Seal - Grease	29	40	1	322-9	Screw - Hex. Hd.	37	22	1
253-154	Seal - Oil	86	5	2	322-10	Screw - Cap Hex. Hd.	29	19	1
253-154	Seal - Oil	91	5	2	322-21	Screw - Cap Hex. Hd.	9	31	3
253-154	Seal - Wave	87	7	2	322-21	Screw - Cap Hex. Hd.	76	61	4
254-72	Cup - Bearing	59	64	2	323-4	Screw - Cap Hex. Hd.	1	30	1
254-92	Cone - Bearing	59	65	2	323-4	Screw - Cap Hex. Hd.	21	40	7
254-94	Cone - Bearing	84	4	1	323-4	Screw - Cap Hex. Hd.	35	41	1
254-106	Cone - Bearing	58	26	2	323-4	Screw - Hex. Hd	82	5	4
254-107	Cup - Bearing	58	27	2	323-5	Screw - Cap Hex. Hd.	25	24	3
256-10	Bushing - Flange	1	4	2	323-6	Screw - Cap Hex. Hd.	10	10	4
256-10	Bushing - Flange	9	22	4	323-6	Screw - Cap Hex. Hd.	15	10	2
256-90	Bushing - Flange	9	19	1	323-6	Screw - Cap Hex. Hd.	1	24	1
256-113	Bushing	29	52	2	323-7	Screw - Cap Hex. Hd.	29	4	2
256-237	Bushing - Sleeve	1	5	1	323-7	Screw - Cap Hex. Hd.	21	20	2
256-243	Bushing	85	27	2	323-7	Screw - Cap Hex. Hd.	3	38	2
283-2	Pin - Clevis	8	16	2	323-7	Screw - Cap Hex., Hd.	8	10	2
283-61	Pin - Clevis	82	20	6	323-8	Screw - Cap Hex. Hd.	10	20	1
285-22	Plug - Pipe	21	27	1	323-9	Screw - Cap Hex. Hd.	3	1	1
289-44	Nipple - Pipe	3	20	1	323-9	Screw - Cap Hex. Hd.	35	3	1
289-50	Nipple - Pipe	3	18	1	323-9	Screw - Cap Hex. Hd.	9	14	1
2811-1	Fitting - 45° Elbow	56	39	1	323-9	Screw - Cap Hex. Hd.	14	34	2
2812-1	Fitting - Reducing Bushing	21	26	1	323-12	Screw - Cap Hex. Hd.	9	29	2
2812-11	Bushing - Reducer	3	16	1	323-13	Screw - Cap Hex. Hd.	89	2	2
2813-14	Elbow - Pipe 90°	3	19	1	323-13	Screw - Cap Hex. Hd.	85	8	4
302-2	Fitting - Grease	86	1	1	323-13	Screw - Cap Hex. Hd.	90	9	3
302-2	Fitting - Grease	91	1	1	323-14	Screw - Cap Hex. Hd.	83	7	2
302-2	Fitting - Grease	9	20	1	323-15	Screw - Cap Hex. Head	92	13	4
302-2	Fitting - Grease	59	53	2	323-17	Screw - Cap Hex. Hd.	19	10	1
302-2	Fitting - Grease	62	55	1	323-17	Screw - Hex. Hd.	13	16	1
302-5	Fitting - Grease	90	1	1	323-20	Screw - Cap Hex. Hd.	37	8	2
302-5	Fitting - Grease	8	2	2	323-29	Screw - Cap Hex. Hd.	29	14	3
302-5	Fitting - Grease	82	2	8	323-33	Screw - Cap Hex. Hd.	35	8	2
302-5	Fitting - Grease	61	7	2	323-47	Screw - Cap Hex. Hd.	29	34	6
302-5	Fitting - Grease	80	17	2	324-4	Screw - Cap Hex. Hd.	33	6	2
302-5	Fitting - Grease	78	19	2	324-4	Screw - Cap Hex. Hd.	30	58	2
302-5	Fitting - Grease	71	21	6	324-12	Screw - Cap Hex. Hd.	35	17	3
302-5	Fitting - Grease	89	24	1	325-2	Screw - Cap Hex. Hd.	73	5	4
302-5	Fitting - Grease	9	27	3	325-2	Screw - Cap Hex. Hd.	3	44	1
302-5	Fitting - Grease	29	37	3	325-4	Screw - Cap Hex. Hd.	61	25	2
302-5	Fitting - Grease	58	40	2	325-4	Screw - Cap Hex. Hd.	7	27	1
302-5	Fitting - Grease	75	48	2	325-5	Screw - Cap Hex. Hd.	85	15	2
302-11	Fitting - Grease	58	22	2	325-5	Screw - Cap Hex. Hd.	2	47	2
302-14	Plug - Vent	3	15	1	325-7	Screw - Cap Hex. Hd.	83	20	2
302-33	Fitting - Grease 90°	87	1	1	325-7	Screw - Cap Hex. Hd.	85	24	2
302-33	Fitting - Grease 90°	62	69	1	325-9	Screw - Cap Hex. Hd.	83	5	2
302-60	Fitting - Grease	27	43	1	325-9	Screw - Cap Hex. Hd.	27	29	2
302-60	Fitting - Grease 90°	75	50	2	325-9	Screw - Cap Hex. Hd.	13	37	2
304-46	Drain Cock	56	38	1	325-11	Screw - Cap Hex. Hd.	75	18	2
321-2	Screw - Cap Hex. Hd.	17	12	1	325-14	Screw	27	12	1
321-3	Screw - Cap Hex. Hd.	21	34	2	325-15	Screw - Cap Hex. Hd.	7	25	10
321-5	Screw - Cap Hex. Hd.	13	30	1	325-18	Screw - Cap Hex. Hd.	57	4	2
321-10	Screw - Cap Hex. Hd.	19	7	2	325-20	Screw - Cap Hex. Hd.	58	13	2

*Not Illustrated

TORO PART NUMBER INDEX (Cont.)

Part No.	Description	Pg. No.	Ref. No.	Qty.	Part No.	Description	Pg. No.	Ref. No.	Qty.
325-20	Screw - Cap Hex. Hd.	61	16	2	3253-4	Washer - Lock	35	26	4
325-33	Screw - Cap Hex. Hd.	73	3	2	3253-6	Washer - Lock	33	10	2
325-34	Screw - Hex. Flange Hd.	56	33	2	3253-6	Washer - Lock	73	10	2
325-35	Screw - Cap Hex. Hd.	75	2	4	3253-6	Washer - Lock	15	13	2
325-35	Screw - Cap Hex. Hd.	58	16	2	3253-6	Washer - Lock	30	59	2
325-35	Screw - Cap Hex. Hd.	61	34	2	3253-7	Washer - Lock	73	6	4
325-35	Screw - Cap Hex. Hd.	56	41	2	3253-15	Washer - Lock	21	30	5
327-24	Screw - Cap Hex. Hd.	78	5	2	3253-21	Washer - Lock	35	7	3
327-24	Screw - Cap Hex. Hd.	79	6	2	3253-21	Washer - Lock	10	9	4
3210-5	Screw - Cap Hex. Hd.	58	45	2	3253-21	Washer - Lock	21	21	9
3212-5	Screw - Cap Hex. Hd.	73	9	2	3253-21	Washer - Lock	1	25	2
3212-5	Screw - Cap Hex. Hd.	15	14	2	3253-21	Washer - Lock	5	44	6
3213-2	Screw - Hex. Hd. Flange	29	8	2	3253-33	Washer - Lock	14	18	1
3216-6	Screw - Cap Hex. Hd.	90	6	1	3254-1	Washer - Lock	18	14	2
3216-6	Screw - Cap Hex. Hd.	89	17	1	3254-20	Washer - Lock, Int. Tooth	18	6	1
3217-6	Nut - Hex.	14	17	1	3255-7	Washer - Lock Ext. Tooth	17	22	1
3217-9	Nut - Jam	77	6	3	3255-8	Washer - Lock Ext. Tooth	17	19	1
3217-26	Nut	18	15	2	3255-8	Washer - Lock, Ext. Tooth	35	20	2
3218-2	Nut - Jam	14	20	4	3256-2	Washer	15	7	4
3218-2	Nut - Jam	9	40	2	3256-2	Washer - Flat	14	10	8
3218-18	Nut - Jam	82	7	2	3256-3	Washer	30	64	1
3218-19	Nut - Hex.	18	7	2	3256-3	Washer - Flat	56	19	2
3220-3	Nut - Jam	9	3	3	3256-3	Washer - Flat	1	33	2
3220-3	Nut - Jam	3	4	1	3256-3	Washer - Flat	9	43	1
3220-3	Nut - Jam	8	7	2	3256-5	Washer - Flat	73	11	2
3220-3	Nut - Jam	10	19	1	3256-5	Washer - Flat	15	12	2
3220-3	Nut - Jam	30	54	1	3256-22	Washer - Flat	10	41	1
3220-5	Nut - Jam	85	22	2	3256-23	Washer - Flat	56	2	6
3220-7	Nut - Jam	71	12	3	3256-23	Washer - Flat	13	39	2
3220-7	Nut - Jam	58	33	2	3256-24	Washer	15	9	4
3220-11	Nut - Jam	59	66	1	3256-24	Washer	18	23	2
3220-12	Nut - Jam LH Thread	85	20	2	3256-24	Washer	17	30	1
3230-16	Bolt - Carriage	15	2	4	3256-24	Washer - Flat	35	4	4
3231-22	Bolt - Carriage	2	34	2	3256-24	Washer - Flat	27	7	6
3234-1	Screw - Cap Hex. Hd.	83	8	6	3256-24	Washer - Flat	19	11	2
3234-1	Screw - Hex. Flange Hd.	29	31	4	3256-24	Washer - Flat	21	11	9
3234-1	Screw - Hex. Flange Hd.	75	34	1	3256-24	Washer - Flat	1	26	2
3234-4	Screw - Cap Hex. Hd.	61	4	1	3256-24	Washer - Flat	14	26	3
3234-4	Screw - Cap Hex. Hd.	3	43	2	3256-24	Washer - Flat	29	35	9
3234-11	Screw	35	15	6	3256-24	Washer - Flat	13	36	1
3234-11	Screw - Flange	36	27	3	3256-24	Washer - Flat	9	37	1
3234-11	Screw - Hex. Flange Head	86	6	6	3256-24	Washer - Flat	4	52	2
3234-11	Screw - Hex. Flange Head	91	6	6	3256-26	Washer - Flat	73	2	4
3234-11	Screw - Hex. Flange Head	87	8	6	3256-26	Washer - Flat	75	3	4
3234-11	Screw - Hex. Washer Hd.	56	28	5	3256-26	Washer - Flat	29	9	2
3234-12	Screw - Cap Hex. Hd.	58	17	2	3256-26	Washer - Flat	85	25	2
3234-12	Screw - Hex. Flange Hd.	3	12	2	3256-26	Washer - Flat	10	36	4
3234-12	Screw - Hex. Washer Hd.	21	1	2	3256-26	Washer - Flat	56	43	2
3234-12	Screw - Hex. Washer Hd.	2	36	7	3256-28	Washer - Flat	73	12	2
3234-13	Screw - Hex. Washer Hd.	25	7	2	3256-29	Washer - Flat	58	14	1
3234-14	Screw - Hex. Flange Hd.	9	17	2	3256-29	Washer - Flat	61	18	1
3234-14	Screw - Hex. Flange Hd.	14	35	6	3256-35	Washer - Flat	90	4	1
3234-14	Screw - Hex. Hd. Flange	56	11	2	3256-49	Washer - Flat	13	6	1
3234-19	Screw - Flange Head	27	39	1	3256-67	Washer - Flat	92	18	8
3234-22	Screw - Flange Head	27	24	3	3256-70	Washer - Flat	27	36	3
3234-29	Screw - Cap Flange Head	92	4	8	3256-71	Washer - Flat	29	16	3
3234-30	Screw - Hex. Hd. Flange	7	6	6	3256-71	Washer - Flat	33	19	1
3234-30	Screw - Hex. Flange Hd.	56	1	10	3256-71	Washer - Flat	10	47	2
3234-32	Screw - Hex. Flange Hd.	58	11	2	3256-71	Washer - Flat	59	55	1
3234-32	Screw - Hex. Flange Hd.	61	33	2	3256-71	Washer - Flat	62	57	1
3247-4	Screw - Set	71	27	2	3256-77	Washer - Flat	17	7	1
3249-11	Screw - Machine Rd. Hd.	29	25	2	3256-78	Washer - Flat	17	10	1
3250-20	Screw - Pan Phil. Hd.	92	1	8	3256-78	Washer - Flat	1	13	2
3250-36	Screw	18	22	2	3272-1	Pin - Cotter	19	8	6
3250-36	Screw - Phillips Pan Hd.	1	7	2	3272-5	Pin - Cotter	82	16	6
3253-4	Washer - Lock	71	4	5	3272-5	Pin - Cotter	10	39	2
3253-4	Washer - Lock	15	6	4	3272-6	Pin - Cotter	8	18	2
3253-4	Washer - Lock	14	11	4	3272-7	Pin - Cotter	70	14	2

*Not Illustrated

TORO PART NUMBER INDEX (Cont.)

3321-359

Part No.	Description	Pg. No.	Ref. No.	Qty.	Part No.	Description	Pg. No.	Ref. No.	Qty.
3272-9	Pin - Cotter	82	15	2	3296-44	Nut - Lock	17	25	1
3272-10	Pin - Cotter	10	38	1	3296-45	Nut - Lock	62	60	2
3272-11	Pin - Cotter	75	30	2	3296-45	Nut - Lock	59	58	2
3272-12	Pin - Cotter	75	4	2	3296-47	Nut - Lock	17	18	1
3272-12	Pin - Cotter	58	39	4	3296-47	Nut - Lock	33	21	1
3272-12	Pin - Cotter	62	64	2	3296-47	Nut - Lock	56	24	5
3272-13	Pin - Cotter	58	34	2	3296-47	Nut - Lock	27	44	1
3273-17	Screw - Hex. Socket Hd.	74	5	4	3296-47	Nut - Lock	30	62	2
3274-19	Screw - Cap Socket Hd.	9	12	1	3296-49	Nut - Lock	86	2	1
3274-68	Screw - Socket Button Hd.	18	19	4	3296-49	Nut - Lock	87	2	1
3274-71	Screw - Soc. Hex. Hd.	27	1	2	3296-49	Nut - Lock	91	2	1
3274-87	Screw - Flat Hd. Socket	7	3	12	3296-49	Nut - Lock	10	12	2
3290-126	Screw - Hex. Washer Hd.	17	8	3	3296-53	Nut - Lock	78	3	2
3290-148	Nut - Lock	17	4	1	3296-53	Nut - Lock	79	7	2
3290-256	Pin - Cotter Hair	89	13	1	3296-59	Nut - Lock	9	1	4
3290-256	Pin - Cotter, Hair	75	22	2	3296-59	Nut - Lock	3	7	1
3290-256	Pin - Cotter, Hair	90	24	1	3296-59	Nut - Lock	8	8	2
3290-271	Rivet - Pop	56	5	2	3296-59	Nut - Lock	29	24	3
3290-282	Rivet - Pop	13	5	1	3296-59	Nut - Lock	10	31	1
3290-307	Pin - Cotter, Hair	13	26	1	3296-59	Nut - Lock, Flange Head	92	9	4
3290-357	Nut - Flange	91	8	6	32104-37	Screw - Cap Hex. Hd.	59	54	1
3290-357	Nut - Flange	87	10	6	32104-37	Screw - Cap Hex. Hd.	62	56	1
3290-357	Nut - Flange	36	16	3	32104-82	Screw - Hex. Washer Hd.	13	13	1
3290-357	Nut - Flange	83	19	2	32108-58	Screw - Machine Flat Hd.	71	25	4
3290-357	Nut - Flange	2	38	2	32120-8	Ring - Retaining	64	11	1
3290-357	Nut - Flange Head	3	14	1	32120-15	Ring - Retaining	61	32	2
3290-357	Nut - Flange Head	30	56	1	32120-19	Ring - Retaining, Ext.	8	12	4
3290-357	Nut - Lock	35	36	6	32120-74	Ring - Retaining	30	67	1
3290-357	Nut - Lock, Flange Head	86	8	6	32121-6	Pin - Roll	10	35	1
3290-359	Screw - Round Hd.	1	21	3	32121-6	Pin - Roll	3	45	1
3290-378	Tie - Cable	85	3	2	32121-10	Pin - Roll	10	16	1
3290-378	Tie - Cable	36	9	2	32121-11	Pin - Roll	85	12	2
3290-378	Tie - Cable	35	37	1	32121-11	Pin - Roll	2	45	2
3290-378	Tie - Cable	11	60	2	32121-24	Pin - Roll	3	42	1
3290-379	Tie - Cable	19	6	1	32121-25	Pin - Roll	9	25	2
3290-467	Pin - Cotter, Hair	1	19	2	32121-50	Pin - Roll	9	35	1
3290-467	Pin - Hair, Cotter	85	1	2	32121-51	Pin - Roll	75	13	2
3290-477	Washer - Curved	30	57	2	32121-123	Pin - Roll	10	18	2
3290-483	Washer - Belleville	85	16	2	32122-24	Screw - Round Hd.	21	31	5
3290-483	Washer - Belleville	2	44	4	32128-16	Nut - Flange Lock	79	16	8
3296-6	Nut - Lock	88	9	3	32128-16	Nut - Hex. Lock	78	16	8
3296-6	Nut - Lock	28	10	3	32128-19	Nut - Flange Hd.	75	1	2
3296-9	Nut - Lock	29	18	2	32128-19	Nut - Flange Lock	14	33	2
3296-12	Nut - Lock	17	24	2	32128-19	Nut - Lock Flange Hd.	89	3	2
3296-15	Nut - Lock	89	11	1	32128-19	Nut - Lock, Flange	37	13	2
3296-15	Nut - Lock	90	11	1	32128-19	Nut - Lock, Flange Hd.	85	5	2
3296-23	Nut - Hex. Lock	56	13	2	32128-20	Nut - Lock	9	36	2
3296-23	Nut - Lock	75	21	2	32128-20	Nut - Lock Flange	56	26	2
3296-25	Nut - Lock	73	8	2	32128-20	Nut - Lock, Flange	37	9	2
3296-25	Nut - Lock	85	11	2	32128-20	Nut - Lock, Flange Head	33	12	1
3296-25	Nut - Lock	27	27	5	32128-20	Nut - Lock, Flange Head	92	12	8
3296-25	Nut - Lock	85	28	2	32128-21	Nut - Flange Hd.	75	35	1
3296-25	Nut - Lock	2	43	2	32128-23	Nut - Flange Hd.	75	42	4
3296-29	Nut - Lock	82	1	4	32128-23	Nut - Flange Lock	58	1	2
3296-29	Nut - Lock	15	3	4	32128-23	Nut - Flange Lock	61	1	2
3296-29	Nut - Lock	29	15	5	32128-23	Nut - Hex. Flange Hd.	83	15	2
3296-29	Nut - Lock	14	19	4	32128-25	Nut - Flange Lock	14	23	4
3296-29	Nut - Lock	76	62	4	32128-29	Nut - Lock	90	23	1
3296-39	Nut - Lock	15	11	2	32128-29	Nut - Lock Flange	89	19	1
3296-39	Nut - Lock	8	13	2	32128-33	Nut - Flange Lock	18	18	4
3296-39	Nut - Lock	19	14	1	32128-33	Nut - Flange, Lock	62	53	1
3296-39	Nut - Lock	83	17	2	32128-33	Nut - Lock	13	10	2
3296-39	Nut - Lock	13	28	1	32128-37	Nut - Lock, Flange Hd.	35	13	3
3296-39	Nut - Lock	29	36	6	32128-43	Nut - Lock, Flange Head	77	1	3
3296-39	Nut - Lock	27	41	3	32128-49	Nut - Flange Head	27	28	3
3296-42	Nut - Lock	17	9	2	32128-49	Nut - Hex. Flange	56	44	2
3296-42	Nut - Lock	9	33	1	32128-49	Nut - Lock	59	59	2
3296-42	Nut - Lock	21	36	2	32128-49	Nut - Lock	62	61	2

*Not Illustrated

TORO PART NUMBER INDEX (Cont.)

Part No.	Description	Pg. No.	Ref. No.	Qty.	Part No.	Description	Pg. No.	Ref. No.	Qty.
32128-50	Nut - Lock, Flange Hd.	7	9	4	340-2	Adapter - Straight	81	12	2
32128-54	Nut - Flange	80	1	2	340-2	Fitting - Adapter	19	25	1
32128-54	Nut - Flange	89	7	1	340-4	Fitting - Hydraulic	33	28	1
32128-54	Nut - Flange	82	12	4	340-4	Fitting - Hydraulic	25	33	1
32128-54	Nut - Flange	90	14	1	340-6	Fitting - Adapter	25	31	1
32128-54	Nut - Flange	75	17	2	340-7	Fitting - Hydraulic	33	31	2
32136-2	Nut	75	5	2	340-8	Fitting - Adapter	25	14	1
32136-13	Nut - Slotted	58	38	2	340-17	Fitting - Hydraulic 90°	33	3	2
32136-14	Nut - Hex. Slotted Hd.	59	61	2	340-17	Fitting - Hydraulic 90°	25	39	1
32136-14	Nut - Hex. Slotted Hd.	62	63	2	340-18	Fitting - Hydraulic 90°	34	37	2
32144-4	Screw - Hex. Washer Hd.	18	12	6	340-55	Fitting - Hydraulic 45°	33	23	1
32144-4	Screw - Hex. Washer Hd.	17	14	10	340-70	Nut - Bulkhead	61	5	3
32144-4	Screw - Hex. Washer Hd.	10	28	4	340-70	Nut - Bulkhead	58	6	2
32144-4	Screw - Thread Forming	25	44	4	340-70	Nut - Bulkhead	11	53	3
32144-11	Screw - Hex. Flange Hd.	58	9	1	340-70	Nut - Lock, Bulkhead	81	1	6
32144-11	Screw - Hex. Flange Hd.	9	28	4	340-71	Union - Bulkhead	11	54	1
32144-11	Screw - Hex. Washer Hd.	25	8	2	340-72	Fitting - Hydraulic 90°	56	25	2
32144-11	Screw - Hex. Washer Hd.	27	8	5	340-74	Nut - Bulkhead	61	13	1
32144-11	Screw - Hex. Washer Hd.	1	12	17	340-74	Nut - Bulkhead	56	30	2
32144-11	Screw - Hex. Washer Hd.	13	31	3	340-77	Elbow - Hydraulic 90°	81	16	2
32144-11	Screw - Hex. Washer Hd.	10	32	6	340-77	Fitting - Hydraulic	61	35	1
32144-11	Screw - Hex. Washer Hd.	35	39	2	340-86	Fitting - Hydraulic, Tee	81	15	2
32144-11	Screw - Hex. Washer Hd.	19	40	2	340-87	Fitting - Hydraulic	81	9	3
32144-11	Screw - Hex. Washer Hd.	62	50	1	340-97	Fitting - Hydraulic 90°	58	44	2
32144-18	Screw - Hex. Washer Hd.	21	41	2	340-97	Fitting - Hydraulic 90°	62	48	2
32144-26	Screw - Hex. Washer Hd.	29	11	2	340-99	Fitting - Hydraulic 90°	19	35	1
32144-26	Screw - Hex. Washer Hd.	75	15	12	340-101	Fitting - Hydraulic	3	25	1
32144-41	Screw - Hex. Flange Hd.	62	68	1	340-109	Fitting - Tee (4wd Only)	25	42	1
32144-41	Screw - Hex. Flange Hd.	59	69	1	340-115	Fitting - Hydraulic Tee	34	47	2
32144-57	Screw - Hex. Washer Hd.	10	48	2	340-125	Fitting - Hydraulic Tee	71	14	1
32144-70	Screw - Hex. Flange Hd.	85	10	2	340-132	Fitting - Hydraulic 90°	71	13	2
32144-70	Screw	92	15	2	340-138	Fitting - Hydraulic	10	4	3
32144-70	Screw - Hex. Flange Hd.	83	12	3	340-139	Fitting - Hydraulic	25	22	1
32148-10	Insert - Threaded	35	6	3	340-139	Fitting - Hydraulic 90°	61	24	1
32148-10	Insert - Threaded	56	7	4	340-140	Fitting - Hydraulic Tee	71	5	1
32148-10	Insert - Threaded	90	29	1	340-141	Fitting - Hydraulic	25	29	1
32148-10	Insert - Threaded	89	30	1	340-147	Fitting - Hydraulic	25	17	1
32148-10	Insert - Threaded	2	35	10	340-155	Fitting - Hydraulic	3	34	2
32148-10	Insert - Threaded	21	38	3	340-155	Fitting - Hydraulic 90°	33	13	2
32148-10	Insert - Threaded	76	58	1	340-156	Fitting - Hydraulic 45°	61	21	1
32151-10	Ring - Retaining	58	19	2	340-157	Fitting - Tee	33	27	1
32151-62	Ring - Retaining	3	40	1	340-159	Fitting - Hydraulic	10	50	3
32151-72	Retainer - Push-On	56	20	2	340-159	Fitting - Hydraulic 90°	34	40	2
32151-72	Retainer - Push-On	18	24	2	340-165	Fitting - Hydraulic	33	30	1
32151-72	Ring - Retaining	1	32	2	340-166	Fitting	81	19	1
32151-73	Ring - Clip	29	2	1	340-167	Fitting - Hydraulic	3	32	2
32151-76	Ring - Retaining	7	15	2	351-78	Edging - Seat	14	6	1
32151-96	Ring - Retaining	61	30	2	351-80	Clip - Edging	14	8	1
32151-104	Ring - Retaining	61	9	2	353-508	Plug	61	43	1
32151-104	Ring - Retaining	58	36	1	353-508	Plug Assembly	20	6	3
32152-1	Nut - Lock	37	24	1	353-550	Plug (2wd Only)	25	40	1
32152-1	Nut - Lock	9	45	3	353-551	Plug	25	9	2
32152-5	Nut - Lock	59	47	2	353-551	Plug Assembly	32	22	3
32152-10	Nut - Lock	60	2	1	353-947	Cap - Fitting	25	19	1
32152-10	Nut - Lock	64	2	1	353-947	Cap - Fitting	19	29	1
32153-2	Nut - Lock	14	13	1	353-947	Cap - Fitting	3	36	2
33004-00	Nut - Hex. Flange	37	16	2	354-77	Fitting - Test Port	19	30	1
33023-00	Nut - Lock, Nylon Insert	36	43	1	354-79	Cap - Fitting	34	46	2
33093-00	Washer - Flat	36	42	1	354-87	Fitting - Hydraulic 90°	25	21	1
33104-016	Screw - Hex. Hd. Flange	36	29	2	354-94	Fitting - Barb	21	16	1
33104-020	Screw - Hex. Hd. Flange	37	19	2	354-95	Fitting - Barb	21	14	1
33105-020	Screw - Hex. Hd. Flange	36	24	1	354-103	Male Hose Barb	26	45	1

*Not Illustrated

TABLE OF CONTENTS

Description	Page	Description	Page
Frame & Body Assembly	1-2	Radiator Assembly	56
Front Transaxle Installation Assembly	3-4	Additional Weight Assembly	57
Transaxle No. 88-1260	5	Rear Axle Assembly	
Hydraulic Motor No. 92-2556	6	(Model No. 30450 Only)	58-59
Front Axle Assembly	7	Hydraulic Cylinder No. 94-8142	
Brake Linkage Assembly	8	(Model No. 30450 Only)	60
Traction & Brake Pedals Assembly	9	Rear Axle Assembly	
Steering Tower Assembly	10-11	(Model No. 30455 Only)	61-62
Power Steering Valve No. 92-9729	12	Solenoid Valve Assembly No. 76-9970	
Seat Plate Assembly	13	(Model No. 30455 Only)	63
Seat Assembly	14	Hydraulic Cylinder No. 94-8141	
Low Seat Assembly (Optional)	15	(Model No. 30455 Only)	64
Electrical Schematic	16	Hydraulic Motor No. 76-6580	
Control Console Assembly	17	(Model No. 30455 Only)	65
Gage Panel Assembly	18	Sleeve Assembly	
Lift Valve Installation Assembly	19	(Model No. 30455 Only)	66
Lift Valve No. 92-7762	20	Axle Housing Assembly	
Fuel Tank Assembly	21	(Model No. 30455 Only)	67
Fuel Filter Assembly No. 76-5300	22	Differential & Shaft Assembly	
Hydraulic Schematic Model No. 30450	23	(Model No. 30455 Only)	68
Hydraulic Schematic Model No. 30455	24	Steering Gear Case Assembly	
Hydraulic Reservoir Assembly	25-26	(Model No. 30455 Only)	69
PTO & Clutch Assembly	27	Steering Arm Linkage	
Clutch Assembly No. 98-7250	28	(Model No. 30455 Only)	70
Hydraulic Pump Installation Assembly	29-30	Lift Arm Assembly	71
Gear Pump Assembly No. 94-8297	31	Hydraulic Cylinder No. 86-5580	72
Traction Pump Assembly No. 86-5590	32	R.O.P.S. Assembly	73
Hydraulic Pump Fittings Assembly	33-34	Drive Shaft Assembly No. 86-1730	74
Engine & Battery Installation Assembly	35	Center Deck & Carrier Frame Assembly	75-76
Engine Plumbing Assembly	36	Belt Tension Adjustor	77
Muffler & Air Cleaner Installation Assembly	37	Front Castor Fork Assembly	78
Crankcase Assembly	38	Rear Pivot Arm Assembly	79
Crankshaft Assembly	39-40	Hydraulic Cylinder No. 86-2190	80
Cylinder Head Assembly	41-43	Hydraulic Hose Assembly	81
Camshaft & Fan Support Assembly	44	Pivot Arm Assembly	82
Timing Cover	45	Gear Box, Mount & Drive Shaft Assembly	83
Intake & Exhaust Manifold Assembly	46	Gear Box Assembly No. 94-8295	84
Oil Pump Assembly	47	Center Deck Pulley Assemblies	85
Collector Assembly	48	Spindle Assembly (Center)	86
Water Pump Assembly	49	Spindle Assembly (Clutch)	87
Fuel Injection Pump Assembly	50	Clutch Assembly No. 86-1710	88
Fuel Injector Assembly	51	Wing Deck Assembly L.H.	89
Alternator Assembly	52	Wing Deck Assembly R.H.	90
Starter Assembly	53	Spindle Assembly (Wings)	91
Glow Plug & Glow Relay	54	Cover Assembly	92
Air Cleaner No. 93-7485	55	TORO Part Number Index	93-108

PRODUCT CHANGES

In an effort to make improvements available to TORO owners as quickly as possible, minor changes are incorporated into Toro's products from time to time that do not become immediately shown in the Parts Catalog. If such a change has been made in your unit, which is not reflected in your manual, see your TORO Distributor or his Authorized TORO Service Dealer for information and part numbers.

IDENTIFICATION AND ORDERING

MODEL AND SERIAL NUMBERS

The Groundsmaster 455D has two identification numbers; a model number and a serial number. The two numbers are stamped on a plate which is located on the left front frame member. In any correspondence concerning the Groundsmaster 455D, supply model and serial numbers to assure that correct information and replacement parts are obtained.

To order replacement parts from an Authorized TORO Service Dealer, supply the following information:

1. Model and serial number of the Groundsmaster 455D.
2. Part number, description, and the quantity of part(s) desired.

NOTE: Do not order by reference number if a parts catalog is being used; use the PART NUMBER.

COUNTRIES OTHER THAN THE UNITED STATES OR CANADA

Customers who have purchased TORO products exported from the United States or Canada should contact their Toro Distributor (Dealer) to obtain guarantee policies for your country, province or state. If for any

reason you are dissatisfied with your Distributor's service or have difficulty obtaining guarantee information, contact the TORO importer. If all other remedies fail, you may contact us at The Toro Company.

MAINTENANCE RECORD

Date								

MAINTENANCE RECORD

Date									

