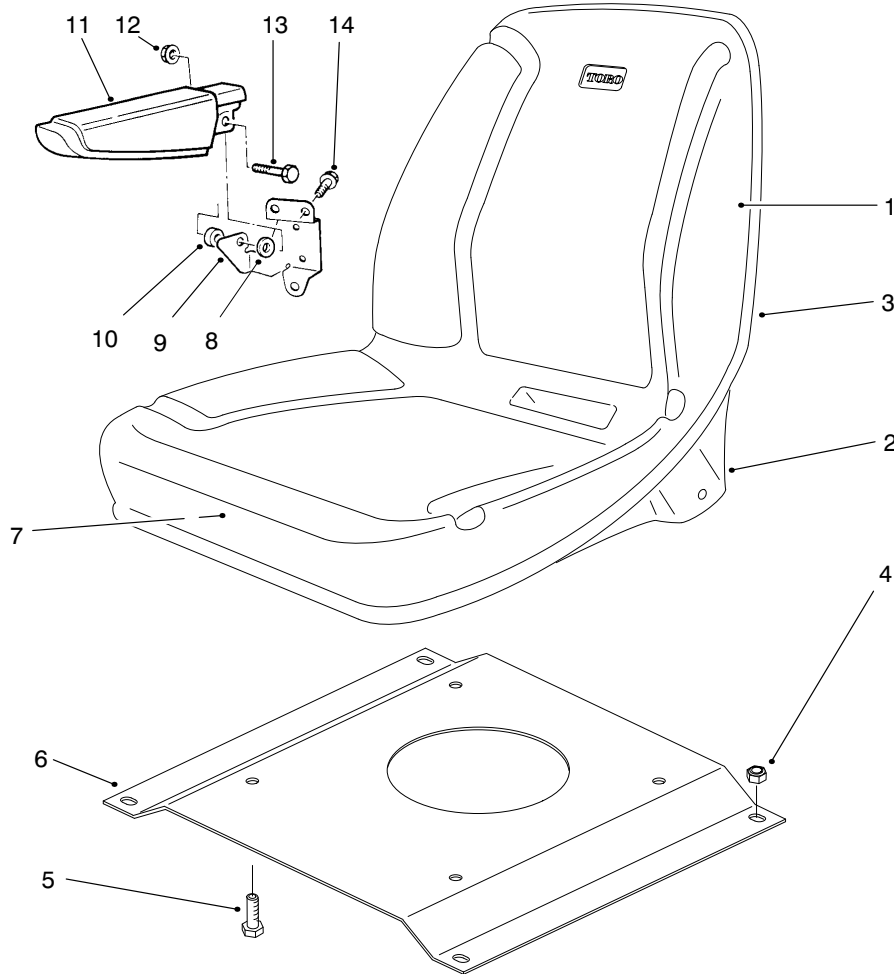




<b>MODEL NO. 30581-80001 &amp; UP</b>	<b>PARTS CATALOG</b>
<b>GROUNDMASTER® 580-D Traction Unit</b>	



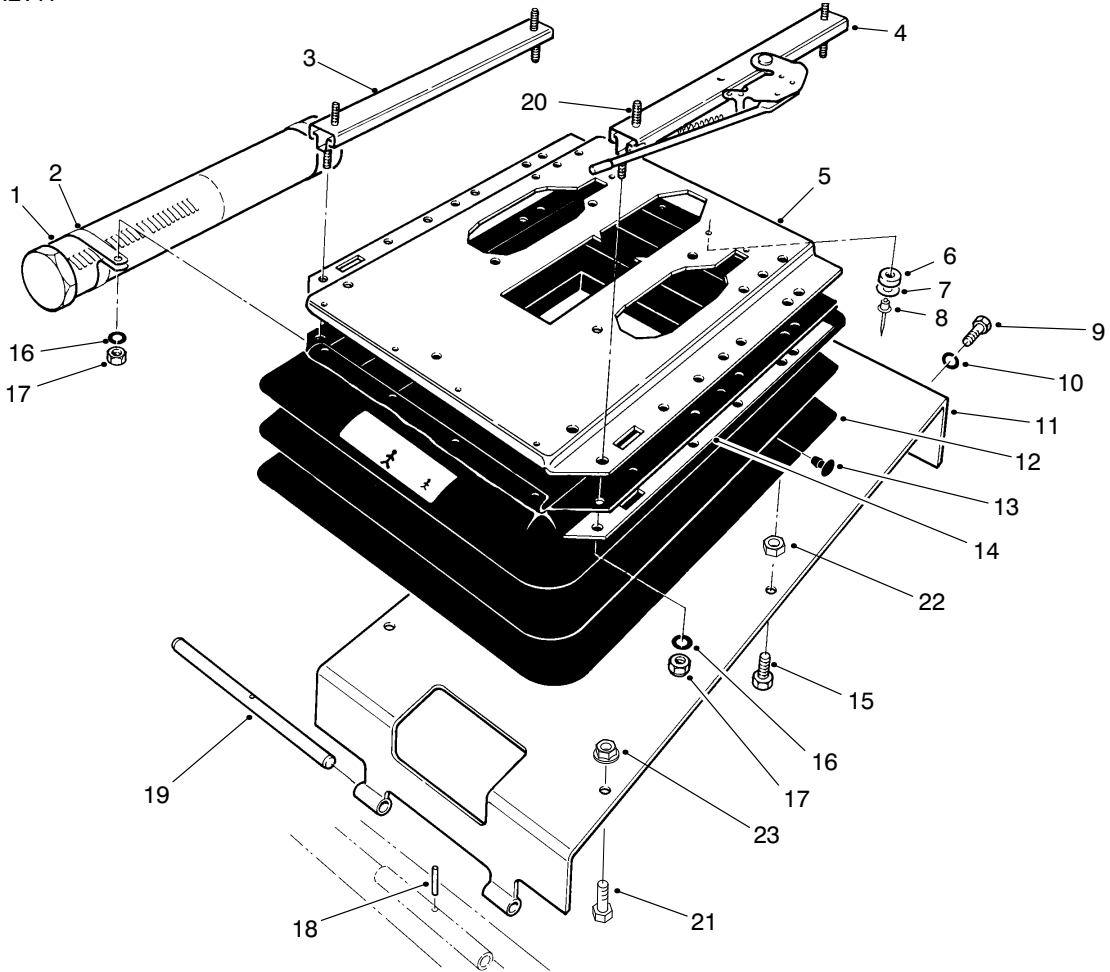
T-1278-1

## SEAT ASSEMBLY

Ref. No.	Part No.	Description	No. Used
1	92-1180	Asm-Seat (Incl. Ref. #2, 3 & 7)	1
2	92-6534	Shell-Seat	1
3	351-78	Edging	1
4	3296-29	Nut-Lock	4
5	3234-5	Screw-HH	4
6	98-3048	Plate-Seat	1
7	92-6533	Cushion-Seat	1
8	3256-24	Washer-Flat	2

Ref. No.	Part No.	Description	No. Used
9	69-0770	Bracket-Arm Rest RH	1
*	69-0760	Bracket-Arm Rest LH	1
10	92-7301	Spacer	2
11	69-1180	Armrest	2
12	32128-19	Nut-HHF	2
13	323-9	Screw-HH	2
14	3234-14	Screw-HH	6
*	98-7326	Harness-Wire, Seat Switch	1

\* Not Illustrated

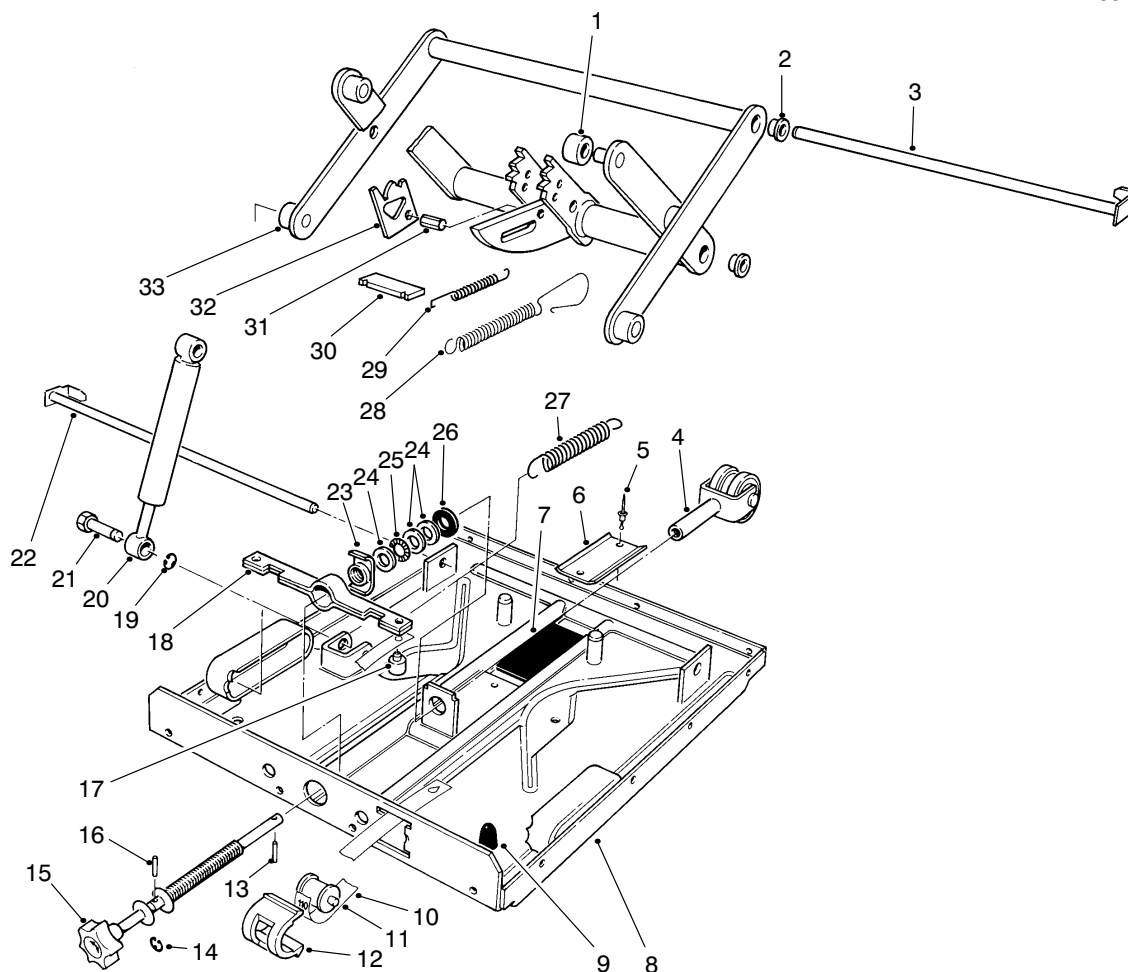


T-1279-1

## SEAT PIVOT AND BELLOWS ASSEMBLY

Ref. No.	Part No.	Description	No. Used
1	74-0720	Tube-Manual	1
2	2412-133	Clamp	2
3	66-8530	Track-Adjustment	1
4	82-9060	Track & Latch-Adjustment	1
5	71-2410	Plate-Upper Suspension (Incl. Ref. #6)	1
6	71-2400	Asm-Bumper (Incl. Ref. #7 & 8)	2
7	71-2380	Washer	2
8	71-2390	Rivet-Pop	2
9	323-6	Screw-HH	2
10	3253-21	Washer-Lock	2
11	83-6660	Support-Seat	1

Ref. No.	Part No.	Description	No. Used
12	71-2420	Bellows-Rubber	1
13	39-5710	Plug	21
14	40-3890	Trim	2
15	48-7780	Screw-HH	2
16	3256-23	Washer-Flat	4
17	3296-29	Nut-Lock	4
18	32121-4	Pin-Roll	1
19	27-4720	Pin-Pivot, Seat	1
20	3230-22	Bolt-CARR	1
21	33104-025	Screw-HHF	2
22	33015-00	Nut	2
23	33004-00	Nut-HWH	2

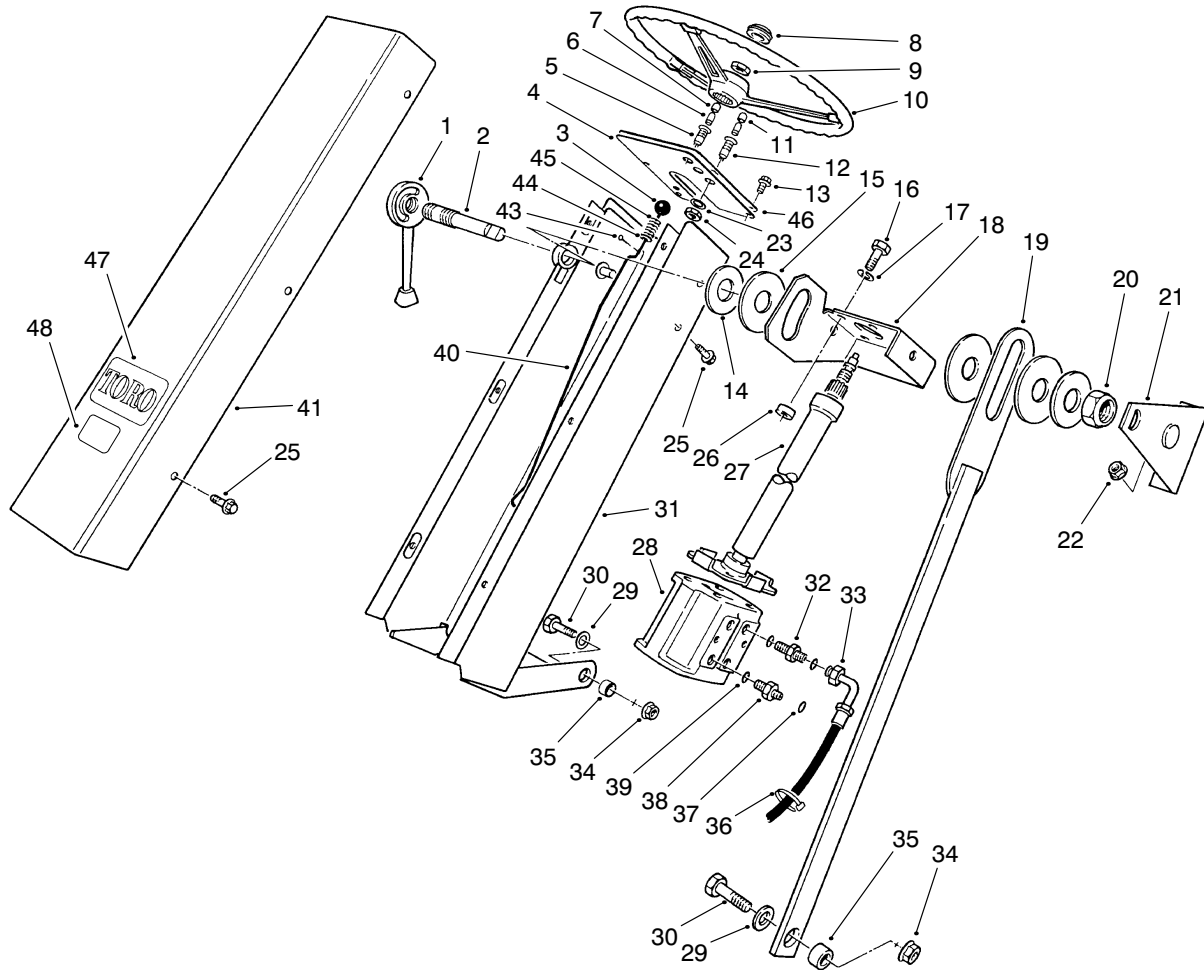


T-0483-1

## SEAT SUSPENSION ASSEMBLY

Ref. No.	Part No.	Description	No. Used	Ref. No.	Part No.	Description	No. Used
1	40-4010	Roller	4	19	71-2330	Ring-Snap	2
2	71-2180	Bearing	4	20	71-2340	Absorber-Shock	1
3	71-2190	Pin	1	21	71-2320	Pin	2
4	71-2290	Bearing-Triple	1	22	71-2170	Pin	1
5	40-4090	Rivet-Pop	2	23	71-2270	Nut-Special	1
6	40-4080	Track-U	1	24	40-4070	Washer	3
7	40-4120	Plate-Rubber	1	25	40-4310	Bearing-Thrust Needle	1
8	71-2310	Plate-Lower Suspension (Incl. Ref. #5-7 & 9)	1	26	40-4060	Washer-Rubber	1
9	71-2300	Bumper	2	27	71-2260	Spring	2
10	71-2280	Band-Weight Indicator	1	28	40-4340	Spring-Extension	1
11	40-4150	Roller	1	29	40-4350	Spring-Extension	2
12	40-4160	Guide-Sleeve	1	30	40-4360	Plate	1
13	71-2210	Pin	1	31	40-4370	Bolt	1
14	71-2230	Ring-Snap	1	32	40-4380	Bracket-Release	2
15	71-2240	Asm-Knob (Incl. Ref. #13, 14 & 16)	1	33	71-2200	Bracket-Swing Arm (Incl. Ref. #1-3, 22 & 29-32)	1
16	71-2220	Pin	1	*	71-0480	Asm-Suspension (Incl. Ref. #1-33, & 6-8, 12 & 13, from page 2)	1
17	40-4230	Plug	1				
18	71-2250	Bracket-Spring	1				

\* Not Illustrated



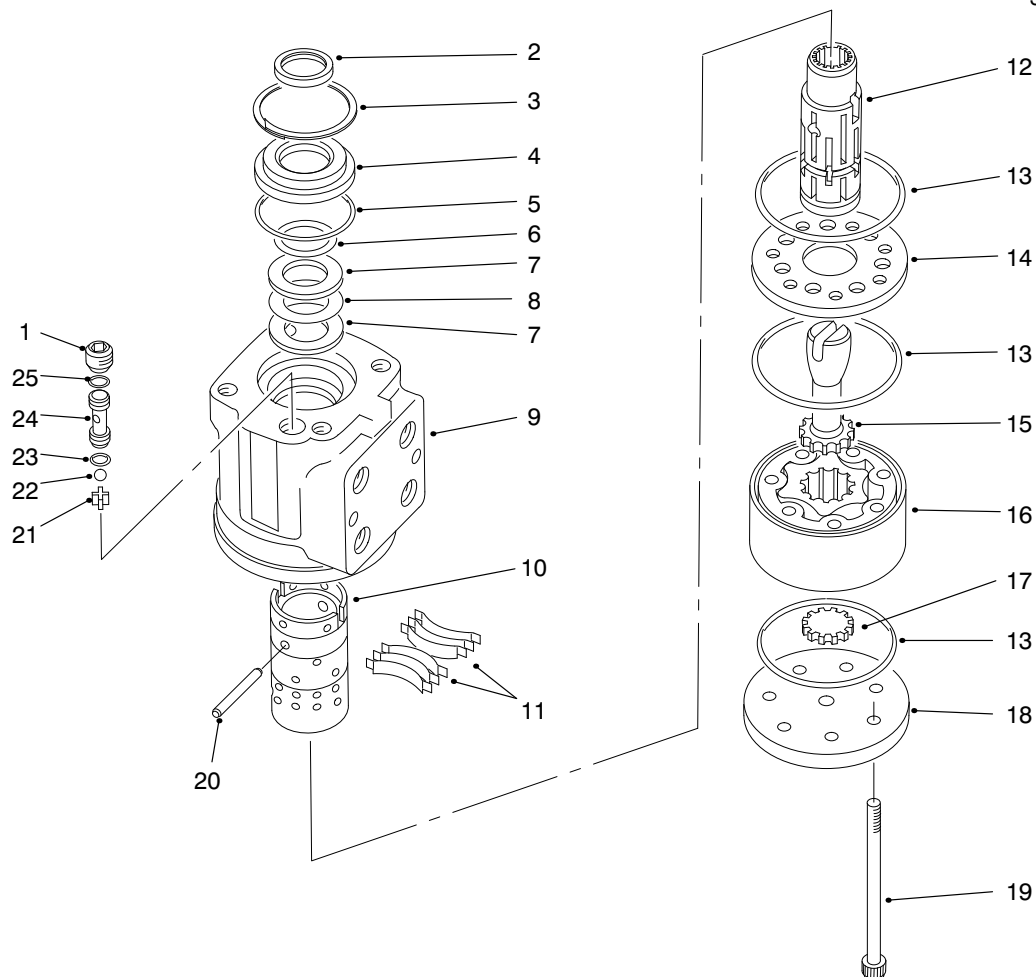
T-0338-4

## STEERING TOWER ASSEMBLY

Ref. No.	Part No.	Description	No. Used
1	69-1560	Lever-Lock	1
2	69-9230	Shaft-Steering Pivot	1
3	233-17	Knob	1
4	69-9440	Panel-Steering Tower	1
5	44-2210	Body-Indicator Light (Incl. Ref. #6-7 & 23-24)	1
†6		Bulb-Indicator Light (#1891)	3
7	218-533	Lens-Indicator Light (Red)	1
8	98-7325	Cover-Steering Wheel	1
9	47-6990	Nut-Hex.	1
10	68-8080	Wheel-Steering	1
11	218-562	Lens-Indicator Light (Amber)	2
12	44-2212	Body-Indicator Light (Incl. Ref. #6, 11 & 23-24)	2
13	32144-64	Screw-HWH	4
14	20-9500	Spacer	2
15	31-0390	Washer-Friction	3
16	323-7	Screw-HH	4
17	3253-21	Washer-Lock	4
18	69-9540	Bracket-Steering Gear	1
19	69-7760	Link-Steering Gear	1
20	3296-49	Nut-Lock	1
21	69-7740	Support-Steering Gear	1
22	32128-20	Nut-HHF	2
23	218-536	Washer-Lock	3

Ref. No.	Part No.	Description	No. Used
24	218-535	Nut-Hex.	3
25	3234-14	Screw-HWH	8
26	46-1600	Spacer	4
27	71-0540	Column-Steering	1
28	92-9748	Valve-Power Steering	1
29	3256-26	Washer-Flat	3
30	325-5	Screw-HH	3
31	69-8160	Tower-Steering	1
32	340-133	Fitting-Hydraulic Straight (Incl. Ref. #37 & 39)	3
33	69-5500	Hose-Hydraulic	4
34	32128-23	Nut-HHF	3
35	28-0380	Spacer	3
36	3290-378	Tie-Cable	5
37	237-22	O-Ring	4
38	69-6980	Valve-Check (Incl. Ref. # 37 & 39)	1
39	237-79	O-Ring	4
40	71-4060	Rod-Brake Latch	1
41	69-8510	Cover-Steering Tower	1
43	3272-5	Pin-Cotter	1
44	3256-22	Washer-Flat	1
45	95-1821	Spring-Compression	1
46	95-0825	Panel-Control	1
47	62-5550	Decal	1
48	93-7252	Decal-CE	1
*	72-0130	Kit-Horn	1

† Obtain locally



T-1007-2

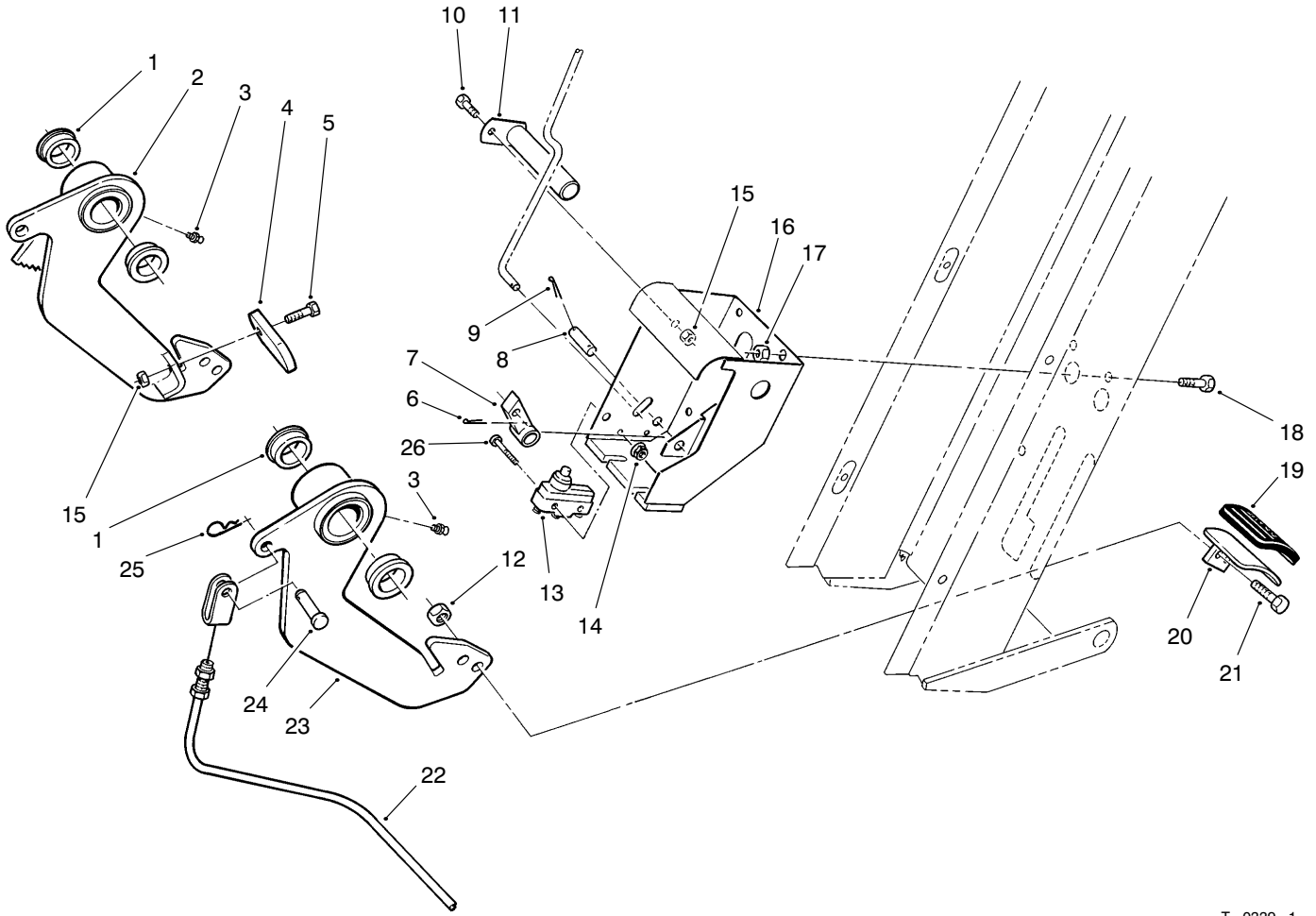
## POWER STEERING VALVE ASSEMBLY NO. 92-9748

Ref. No.	Part No.	Description	No. Used
1	52-9260	Screw-Set	1
†2		Seal-1" ID	1
3	52-9230	Ring-Retaining	1
4	52-9240	Bushing-Gland Seal	1
†5		Seal-1.875" ID	1
†6		Seal-Quad Ring	1
7	59-6730	Race-Bearing	2
8	59-6740	Bearing-Needle Thrust	1
†9		Housing	1
†10		Sleeve-Control	1
11	59-6820	Kit-Centering Spring	1
†12		Spool-Control	1
†13		Seal	3
14	92-9732	Plate-Wear	1
15	52-9320	Drive	1

Ref. No.	Part No.	Description	No. Used
16	69-1860	Gerotor	1
17	69-1880	Spacer	1
18	92-9730	Cap-End	1
19	92-9735	Screw-Cap	7
20	59-6830	Kit-Centering Pin	1
21	52-9290	Retainer-Check Ball	1
22	52-9280	Ball-Check	1
†23		Seal	1
24	52-9270	Seat-Check Ball	1
†25		Seal	1
*	52-9250	Kit-Needle Bearing (Incl. Ref. #7-8)	1
*	92-9749	Kit-Seal (Incl. Ref. #2, 5-6, 13, 23 & 25)	1

\* Not Illustrated

† Not Serviceable Separately



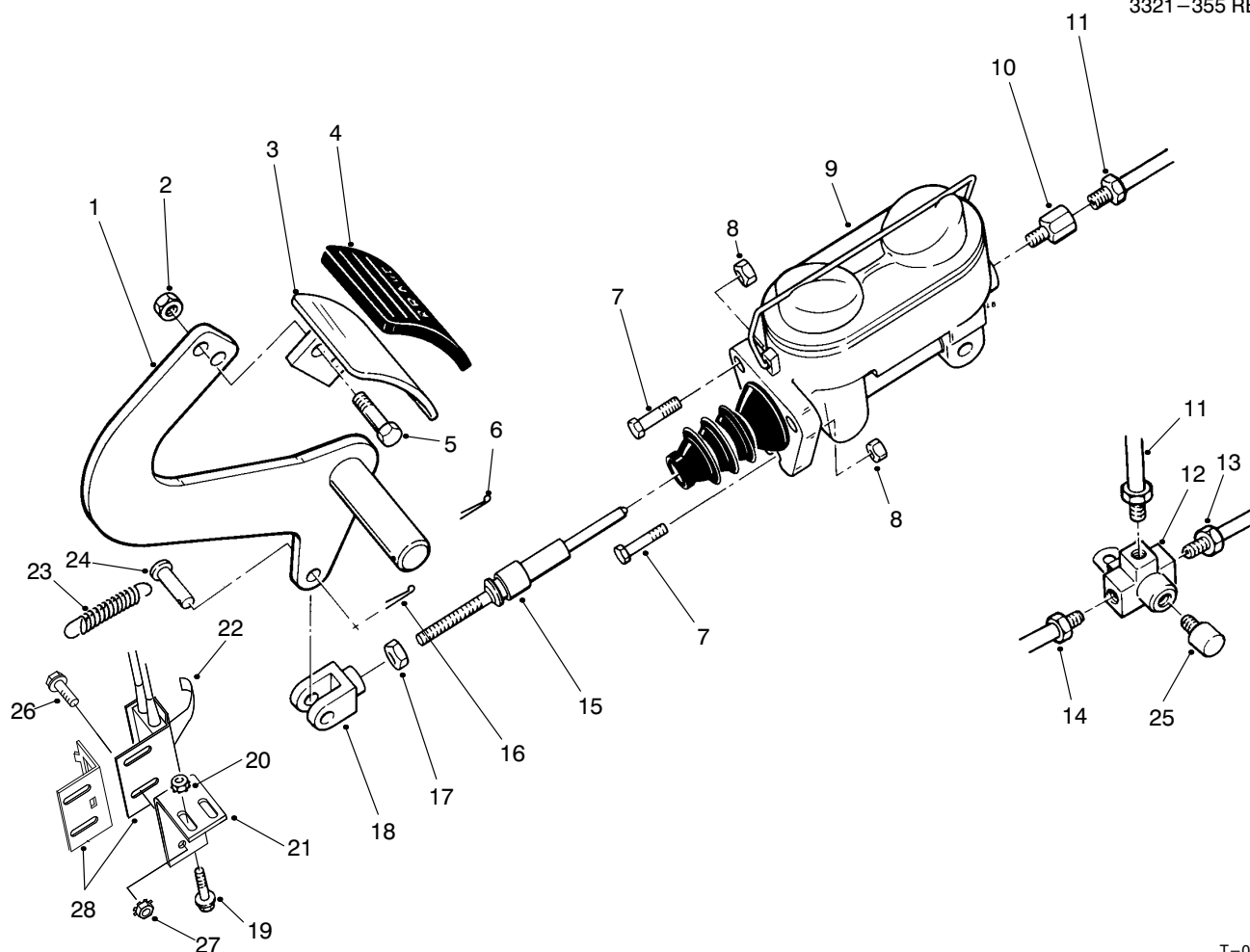
T-0339-1

## STEERING BRAKE ASSEMBLY

Ref. No.	Part No.	Description	No. Used
1	256-247	Bushing-Flange	4
2	69-7890	Arm-Brake RH (Incl. Ref. #1 & 3)	1
3	302-5	Fitting-Grease	2
4	69-9210	Lever-Brake Latch	1
5	321-4	Screw-HH	1
6	3272-5	Pin-Cotter	1
7	69-7720	Pawl-Brake	1
8	69-9200	Pin-Brake Pawl	1
9	3272-6	Pin-Cotter	2
10	321-2	Screw-HH	1
11	69-7790	Pin-Brake Arm	1
12	32152-1	Nut-Lock	4
13	29-6163	Switch-Micro	1
14	3296-9	Nut-Lock	2

Ref. No.	Part No.	Description	No. Used
15	32152-4	Nut-Lock	2
16	69-7840	Mount-Brake Arm	1
17	32128-20	Nut-HHF	3
18	3234-14	Screw-HH	3
19	49-6171	Pad-Brake Pedal LH	1
*	49-6172	Pad-Brake Pedal RH	1
20	69-7700	Pedal-Brake	2
21	323-4	Screw-HH	4
22	69-5670	Cable-Brake	2
23	69-7880	Arm-Brake LH (Incl. Ref. #1 & 3)	1
24	283-1	Pin-Clevis	2
25	3290-307	Pin-Cotter, Hair	2
26	3249-11	Screw-Machine	2
*	3290-378	Tie-Cable	3

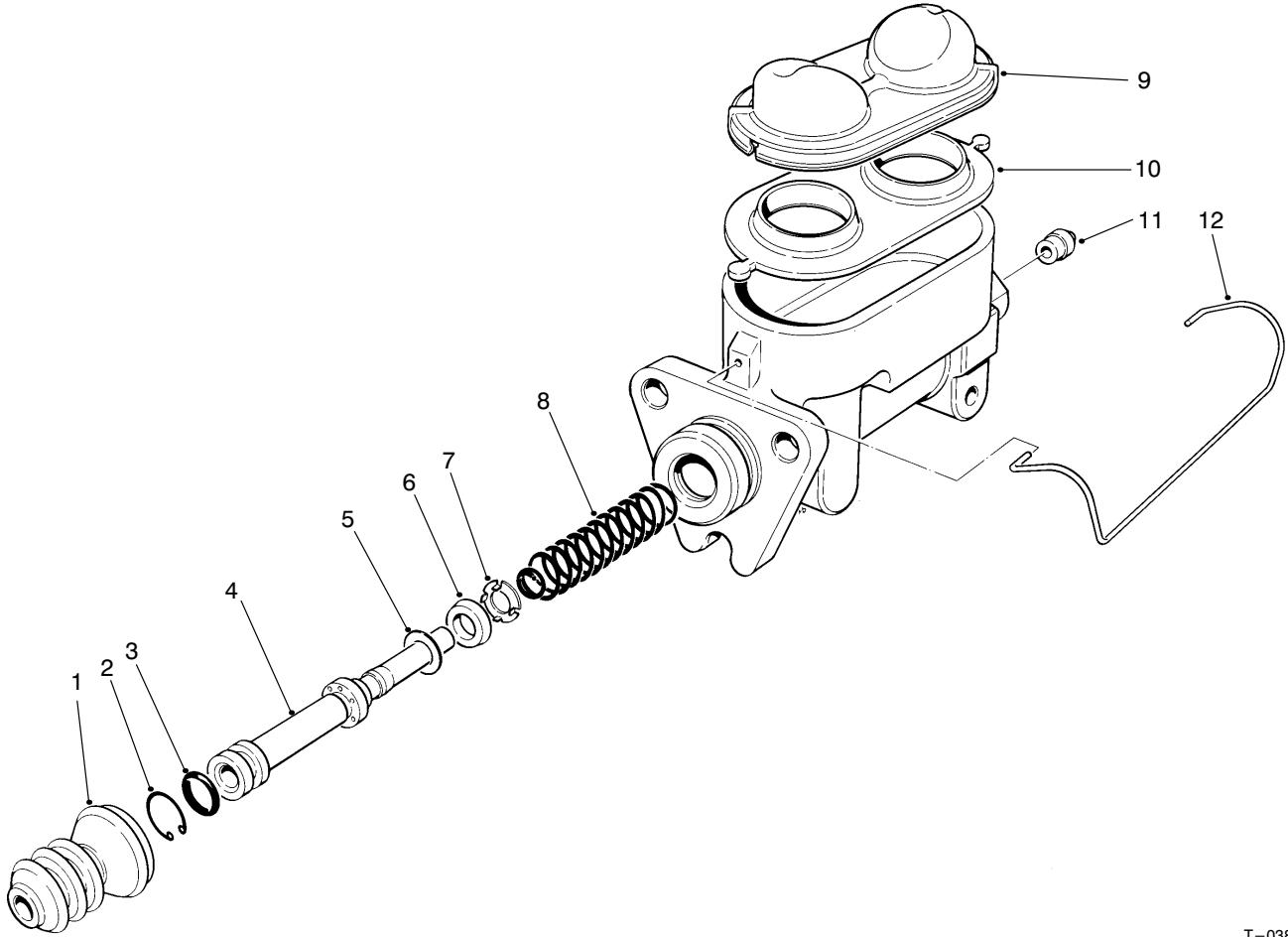
\* Not Illustrated



T-0341-1

## SERVICE BRAKE ASSEMBLY

Ref. No.	Part No.	Description	No. Used	Ref. No.	Part No.	Description	No. Used
1	69-8750	Arm-Brake	1	15	69-9340	Rod-Brake	1
2	32152-1	Nut-Lock	2	16	3272-10	Pin-Cotter	1
3	69-7700	Pedal-Brake	1	17	3220-2	Nut-Jam	1
4	49-6170	Pad-Brake	1	18	282-2	Clevis-Brake Rod	1
5	322-3	Screw-HH	2	19	3234-13	Screw-HWH	2
6	3272-12	Pin-Cotter	1	20	32149-2	Nut-Keps	2
7	323-7	Screw-HH	3	21	93-7039	Bracket-Service Brake	1
8	32128-21	Nut-HHF	3	22	93-7037	Switch	1
9	69-2640	Asm-Master Cylinder	1	23	21-1830	Spring-Extension	1
10	353-994	Adapter	1	24	283-1	Pin-Clevis	1
11	74-2530	Tube-Hydraulic	1	25	218-242	Switch-Brake	1
12	218-243	Fitting-Tee	1	26	32144-1	Screw-HH	2
13	74-2510	Tube-Hydraulic LH	1	27	32127-11	Nut-Flexlok	2
14	74-2520	Tube-Hydraulic RH	1	28	93-9337	Bracket-Switch	1



T-0384-1

## BRAKE SYSTEM MASTER CYLINDER NO. 69-2640

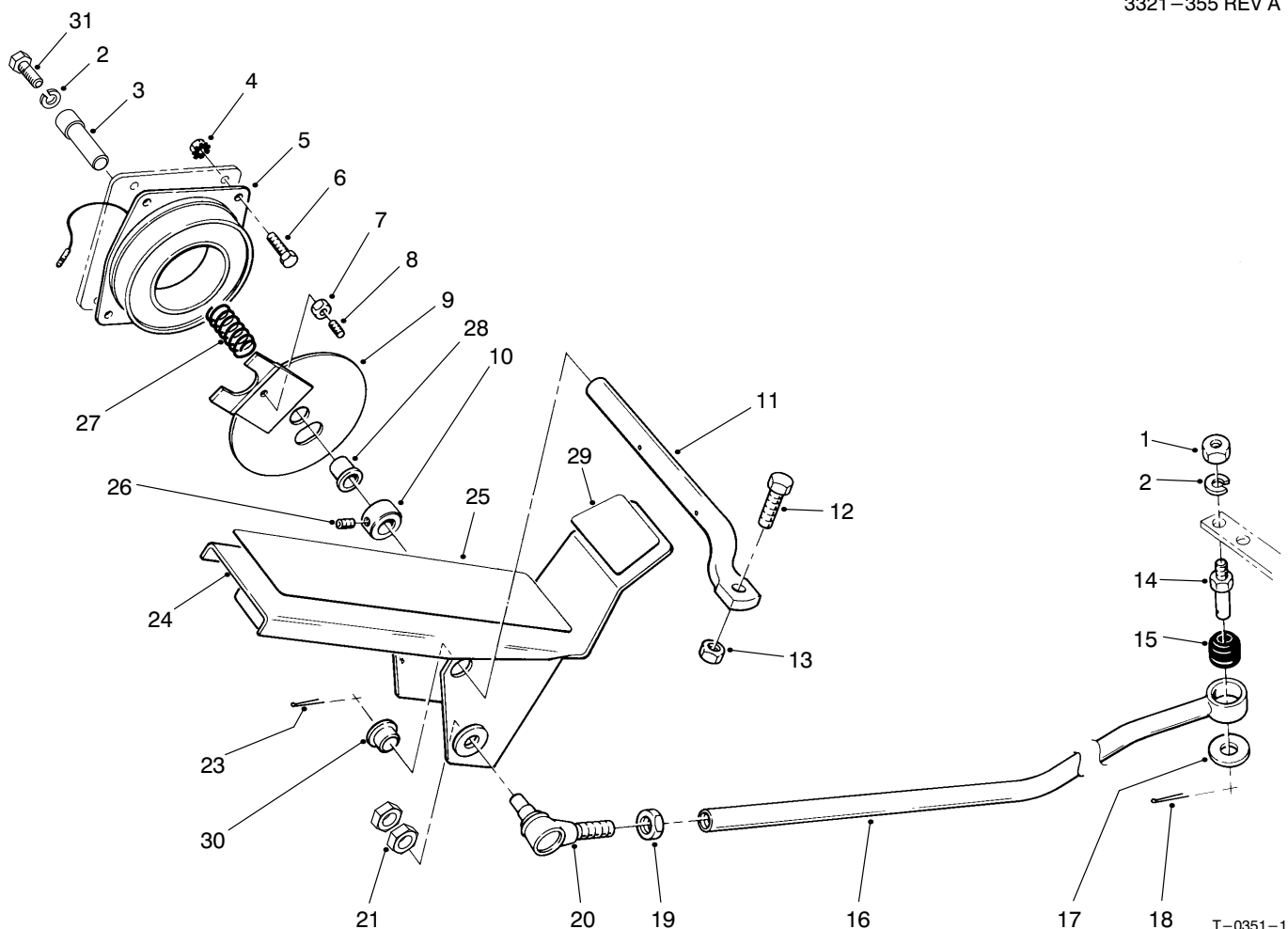
Ref. No.	Part No.	Description	No. Used
1	69-2650	Boot-Rod	1
2	69-2660	Ring-Retaining	1
†3		Seal-Lip	1
†4		Piston	1
†5		Protector-Cup	1
†6		Cup-Pumping	1
†7		Retainer-Cup	1

Ref. No.	Part No.	Description	No. Used
†8		Spring-Piston Return	1
9	69-2750	Cover-Reservoir	1
10	69-2760	Gasket-Diaphragm	1
11	69-2770	Seat-Tube	1
12	69-2740	Bail-Cover	1
*	69-2730	Asm-Piston (Incl. Ref. #3-8)	1

\* Not Illustrated

† Not Serviceable Separately

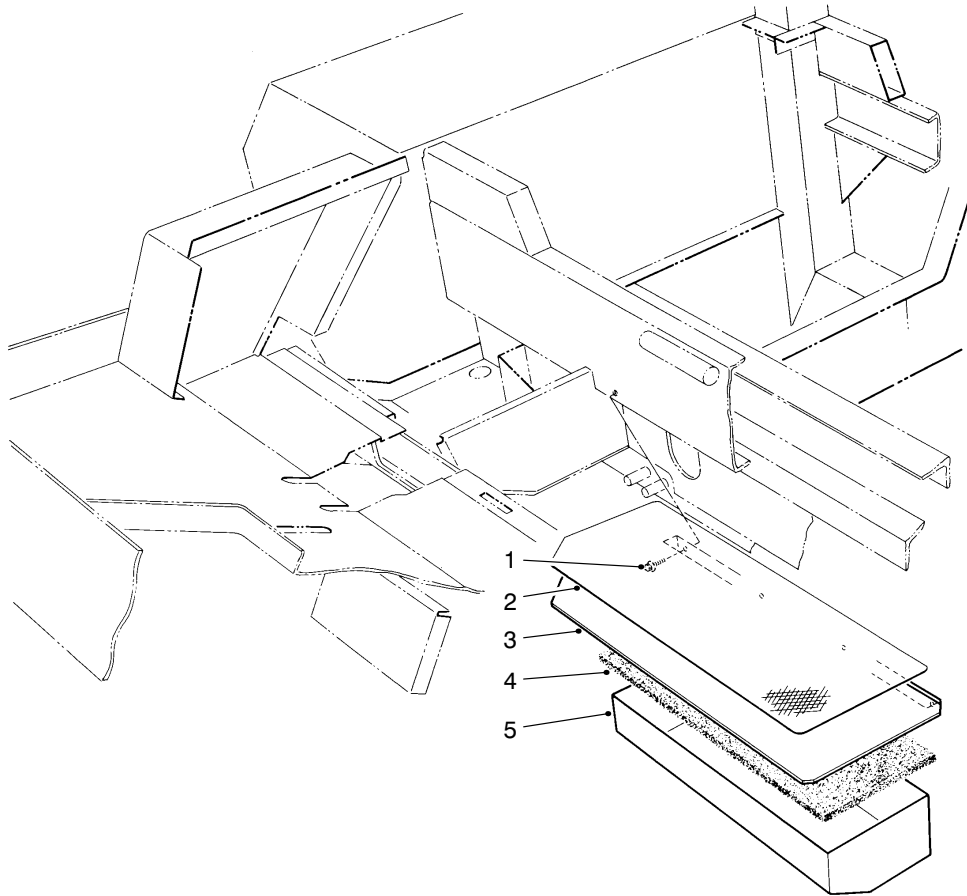




## TRACTION PEDAL & CRUISE CONTROL ASSEMBLY

Ref. No.	Part No.	Description	No. Used
1	3217-7	Nut-Lock	1
2	3253-21	Washer-Lock	2
3	92-9701	Shaft-Cruise Control	1
4	32149-2	Nut-Keps	4
5	42-1720	Asm-Field Core Coil	1
6	321-3	Screw-HH	4
7	3217-26	Nut-Lock	1
8	3245-31	Screw-Set	1
9	43-6110	Plate-Clutch	1
10	43-6320	Collar-Locking	1
11	69-9390	Shaft-Pedal	1
12	3234-14	Screw-HH	1
13	32128-20	Nut-HHF	1
14	69-9030	Post-Neutral Device	1
15	23-2270	Bushing-Rubber	1

Ref. No.	Part No.	Description	No. Used
16	74-2700	Rod-Control	1
17	3256-6	Washer-Flat	1
18	3272-10	Pin-Cotter	1
19	3220-5	Nut-Jam	1
20	21-0141	Joint-Ball	1
21	3220-3	Nut-Jam	2
23	3272-7	Pin-Cotter	2
24	69-7650	Pedal-Traction	1
25	71-0440	Abrasive-Pedal Front	1
26	3245-32	Screw-Set	1
27	43-6200	Spring-Compression	1
28	256-273	Bushing-Flange	1
29	71-0450	Abrasive-Pedal Rear	1
30	256-156	Bushing-Flange	2
31	323-6	Screw-HH	1

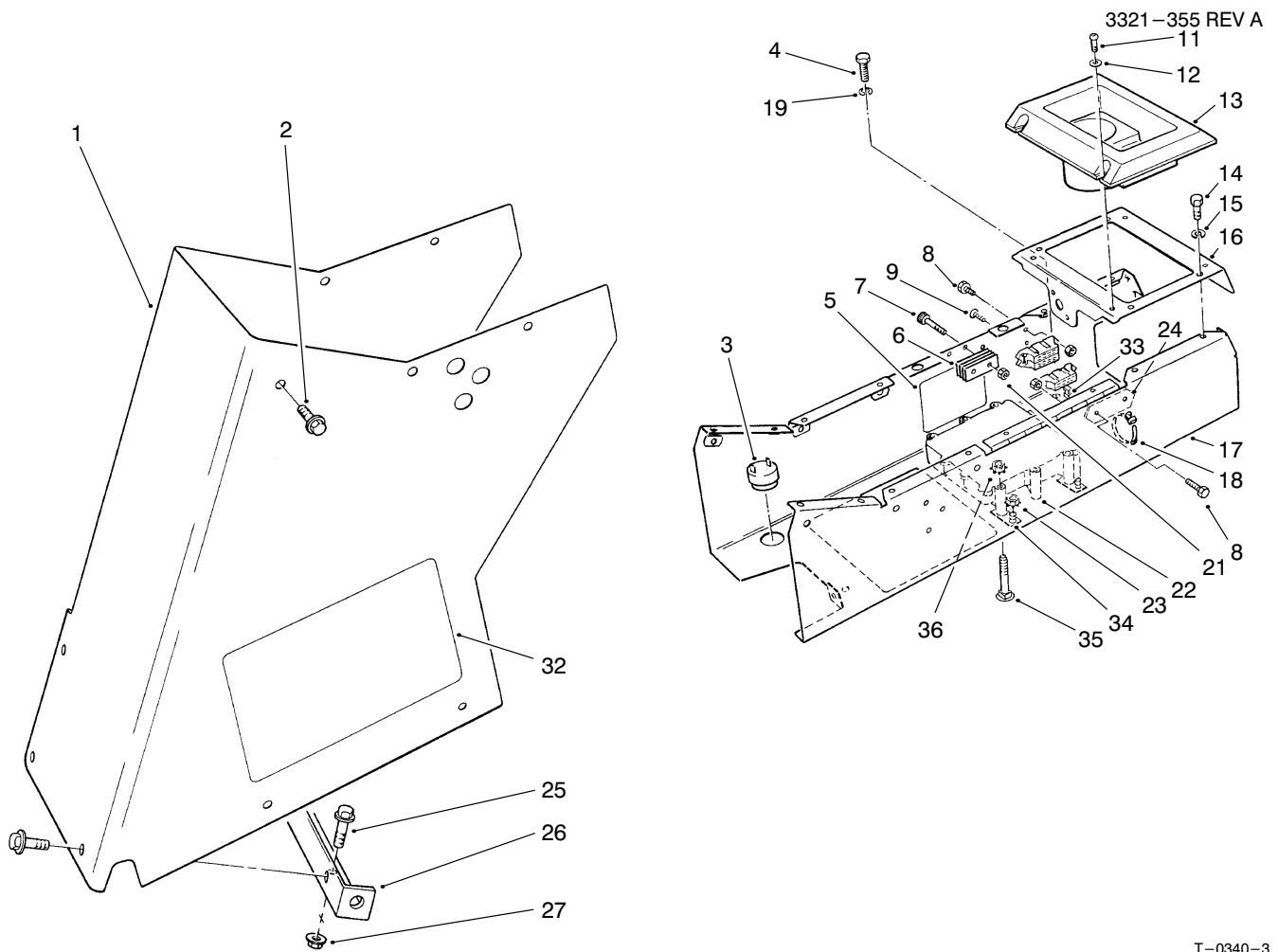


T-0876-1

## TOOL BOX ASSEMBLY

Ref. No.	Part No.	Description	No. Used
1	3234-14	Screw-HFH	4
2	71-0410	Cover-Abrasive	1
3	69-8080	Cover-Tool Box	1

Ref. No.	Part No.	Description	No. Used
4	69-9430	Foam-Tool Box	1
5	69-8110	Box-Tool	1



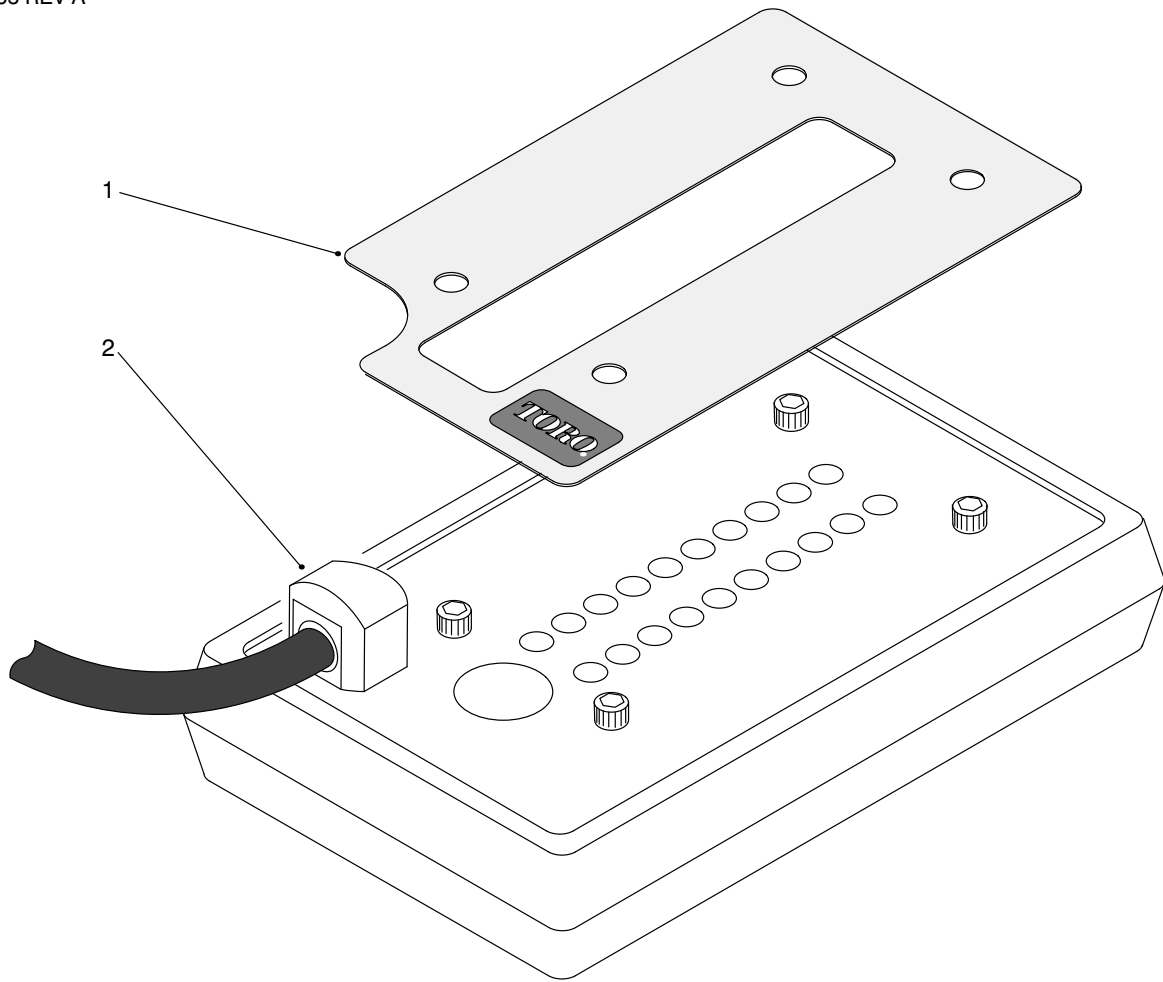
T-0340-3

## CONTROL BOX ASSEMBLY

Ref. No.	Part No.	Description	No. Used
1	69-9560	Housing-Control	1
2	3234-7	Screw-HWH	11
3	80-9330	Alarm-Audio	1
4	323-4	Screw-HH	4
5	98-1487	Decal-Fuse	1
6	69-6260	Magnet	1
7	32105-12	Screw-HSH	2
8	32105-13	Screw-HH	4
11	3290-133	Screw-Round Hd.	4
12	3256-22	Washer-Flat	4
13	69-7040	Holder-Cup	1
14	321-3	Screw-HH	4
15	3253-3	Washer-Lock	4
16	71-2430	Plate-Rear	1
17	71-4130	Support-Control	1
18	3290-378	Tie-Cable	2
19	3253-21	Washer-Lock	4
21	3296-2	Nut-Lock	6
22	92-5720	Controller	1
23	32149-7	Nut-Keps	3

Ref. No.	Part No.	Description	No. Used
24	67-7160	Block-Fuse	4
25	3234-14	Screw-HH	2
26	69-8210	Support-Cover	1
27	32128-20	Nut-HHF	2
32	80-4890	Decal-Service	1
32	95-0832	Decal-Service (Europe)	1
33	218-581	Fuse-15A	6
34	92-8661	Tab	3
35	3229-8	Bolt-CARR	3
36	32149-2	Nut-Keps	3
37	85-4491	Holder-Indicator, Light (Incl. Ref. #38-40)	1
38	219-19	Bulb	1
39	3220-24	Nut-Hex.	1
40	3254-6	Washer-Lock, Int. Tooth	1
*	98-7309	Asm-Wire Harness (Incl. Ref. #24)	1
*	218-573	Fuse-5A	1
*	3290-378	Tie-Cable	25

\* Not Illustrated

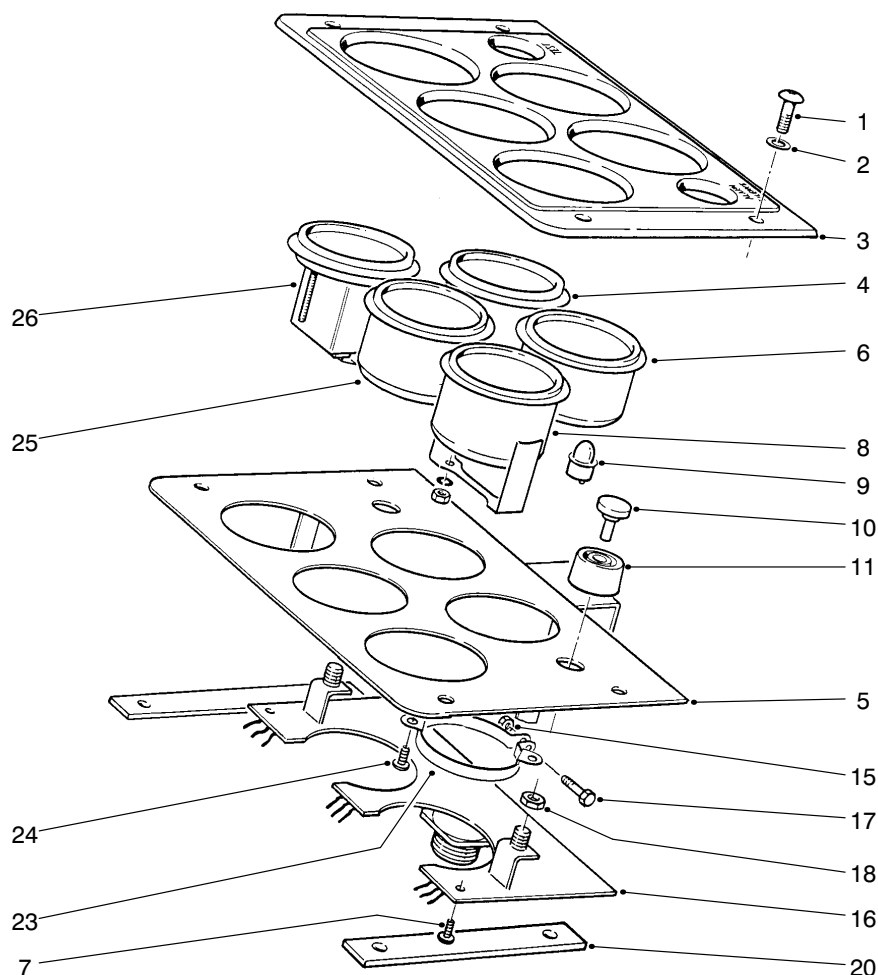


T-1458-1

## DIAGNOSTIC DISPLAY ASSEMBLY

Ref. No.	Part No.	Description	No. Used
1	95-0834	Decal-Diagnostic V2.0 GM 580D	1

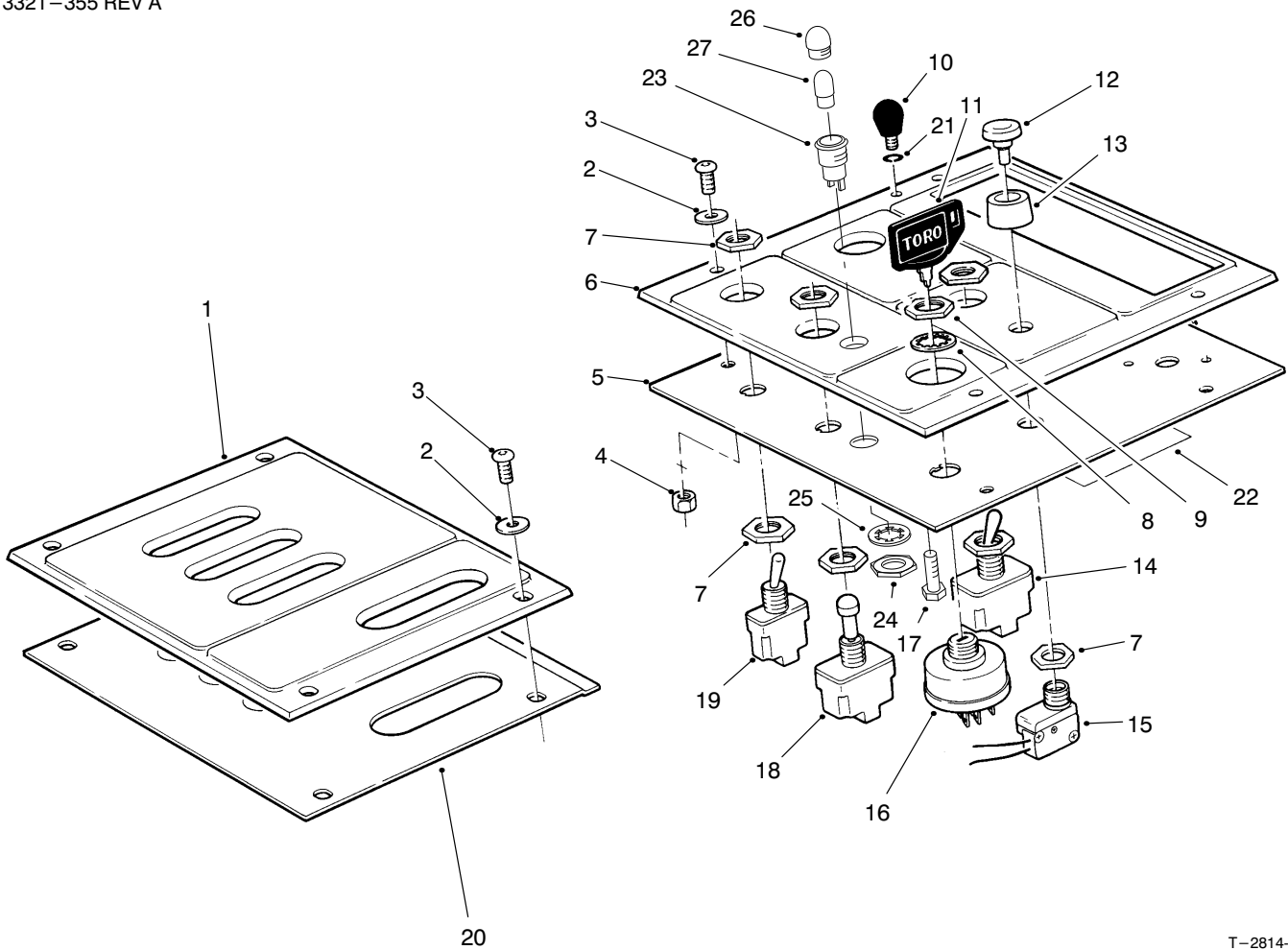
Ref. No.	Part No.	Description	No. Used
2	85-4750	Display-Diagnostic	1



T-1448-1

## UPPER CONTROL PANEL ASSEMBLY

Ref. No.	Part No.	Description	No. Used	Ref. No.	Part No.	Description	No. Used
1	3290-133	Screw-Round Hd.	4	11	43-6420	Bezel	2
2	3256-23	Washer	4	15	3296-2	Nut-Lock	2
3	95-0827	Panel	1	16	92-1771	Board-Instrument	1
4	71-4210	Cluster-Warning Light	1	17	32105-1	Screw-HH	2
5	86-7410	Plate-Gage	1	18	218-498	Nut	2
6	71-4200	Cluster-Warning Light	1	20	71-4250	Spacer	2
7	32104-16	Screw-Tapping	4	23	69-4780	Clamp-Gauge	2
8	63-7430	Gauge-Temperature	1	24	32144-19	Screw-Round Hd.	4
9	219-17	Bulb-Light	8	25	66-2940	Gauge-Fuel	1
10	43-6280	Button	2	26	66-2950	Hourmeter	1



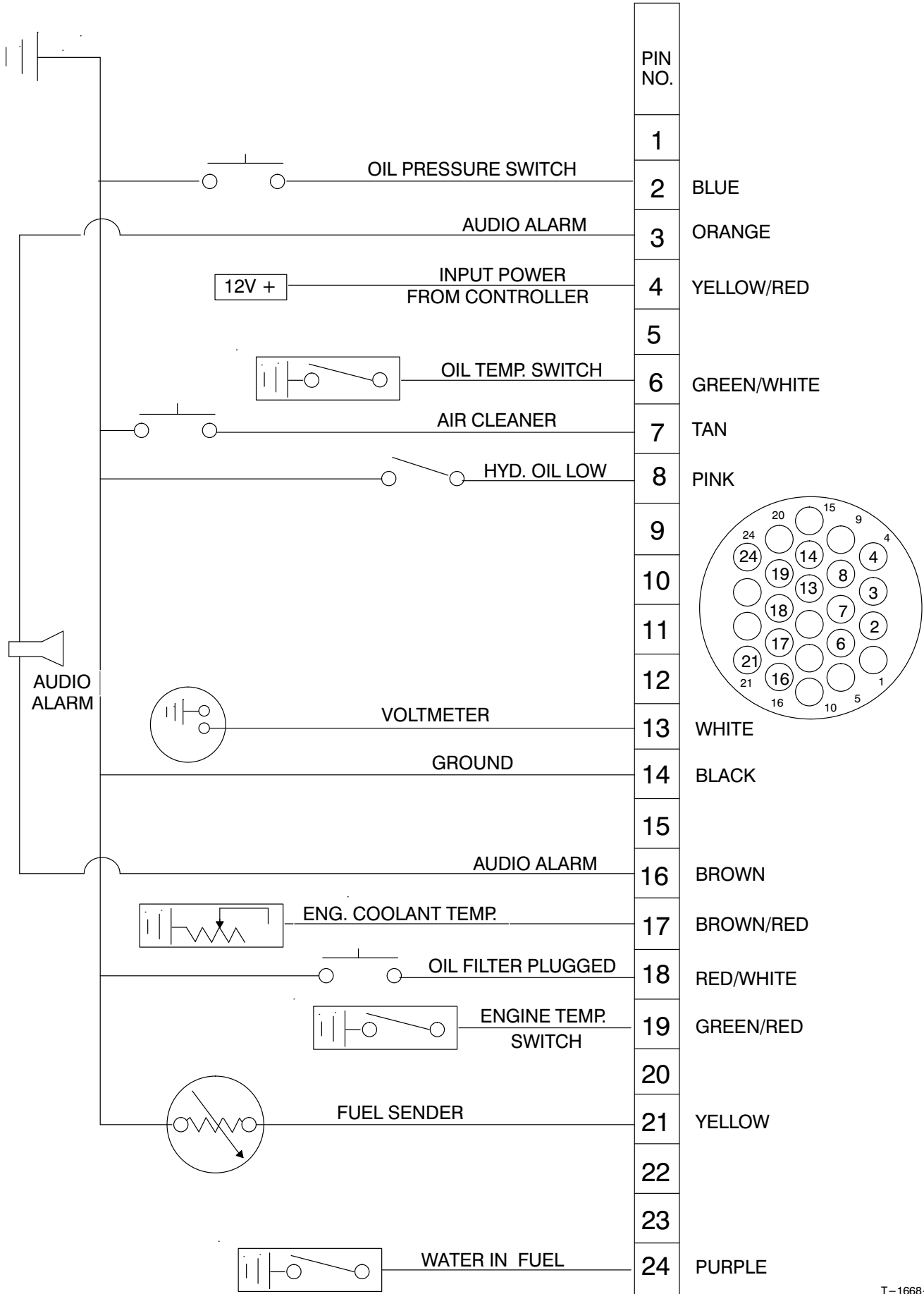
T-2814-1

## LOWER CONTROL PANEL ASSEMBLY

Ref. No.	Part No.	Description	No. Used
1	95-0815	Panel-Lever	1
2	3256-22	Washer-Flat	8
3	3290-133	Screw-Round Hd.	8
4	3296-42	Nut-Lock	4
5	98-3041	Plate-Control	1
6	98-3040	Panel-Control	1
7	218-498	Nut-Hex	10
8	218-447	Washer-Lock	1
9	218-446	Nut-Hex	1
10	233-66	Knob	1
11	63-8360	Key-Ignition	1
12	43-6280	Button	2
13	43-6420	Bezel	2
14	69-9740	Switch-Toggle (Incl. Ref. #7)	1
15	72-9760	Switch (Incl. Ref. #7, 12 & 13)	2

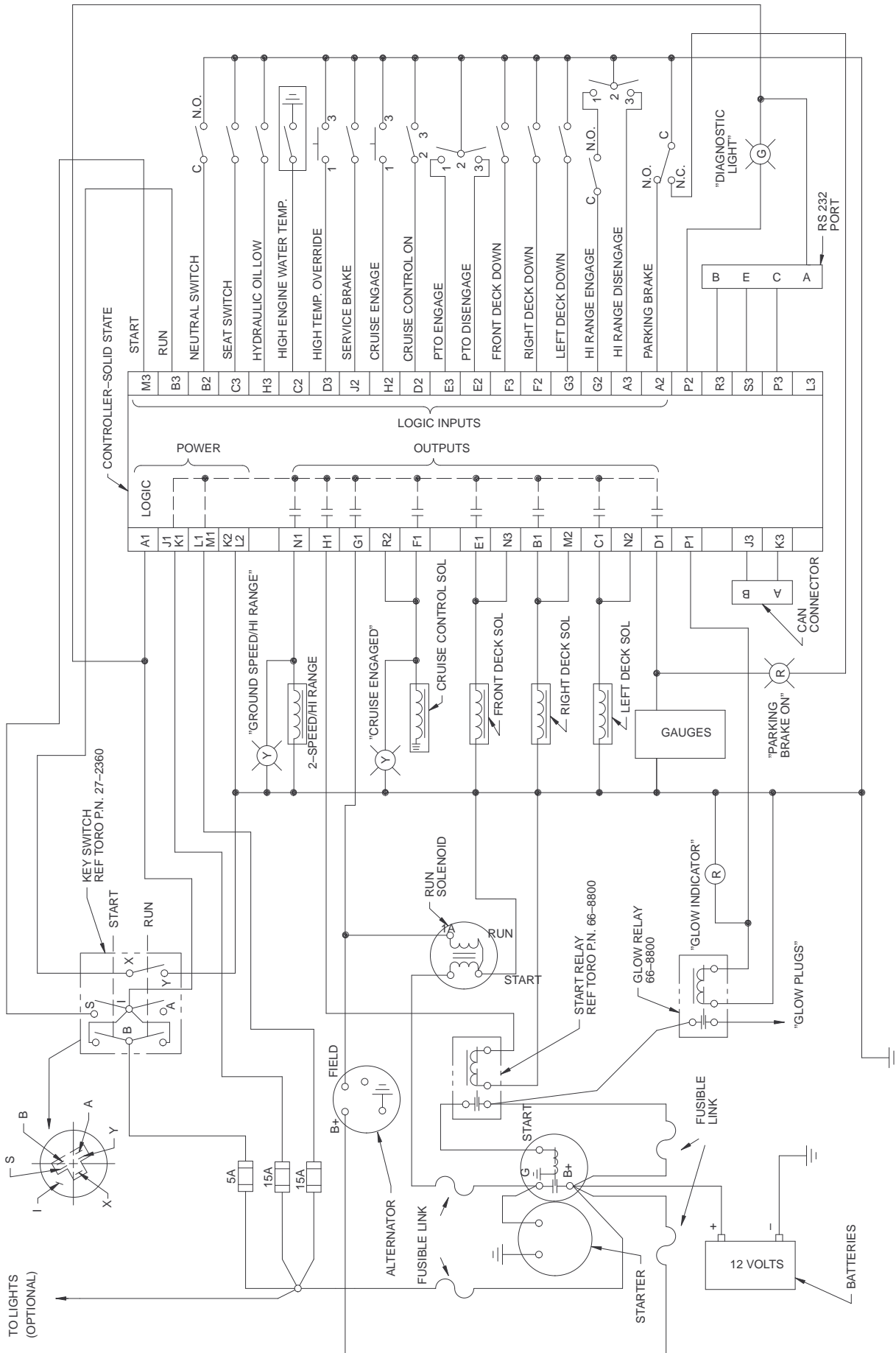
Ref. No.	Part No.	Description	No. Used
16	27-2360	Switch-Ignition (Incl. Ref. #8 & 9)	1
17	3290-392	Screw-HH	1
18	69-9730	Switch-Toggle (Incl. Ref. #7)	1
19	71-4170	Switch-Toggle (Incl. Ref. #7)	1
20	69-9310	Plate-Lever	1
21	3253-15	Washer-Lock	A/R
22	95-0831	Decal-Fuse	1
23	44-2210	Kit-Light (Incl. Ref. #24-27)	1
24	218-535	Nut-Hex.	1
25	218-536	Washer-Lock	1
26	218-533	Lens-Red	1
27	93-7480	Bulb-LED	1

# ELECTRICAL SCHEMATIC



T-1668-1

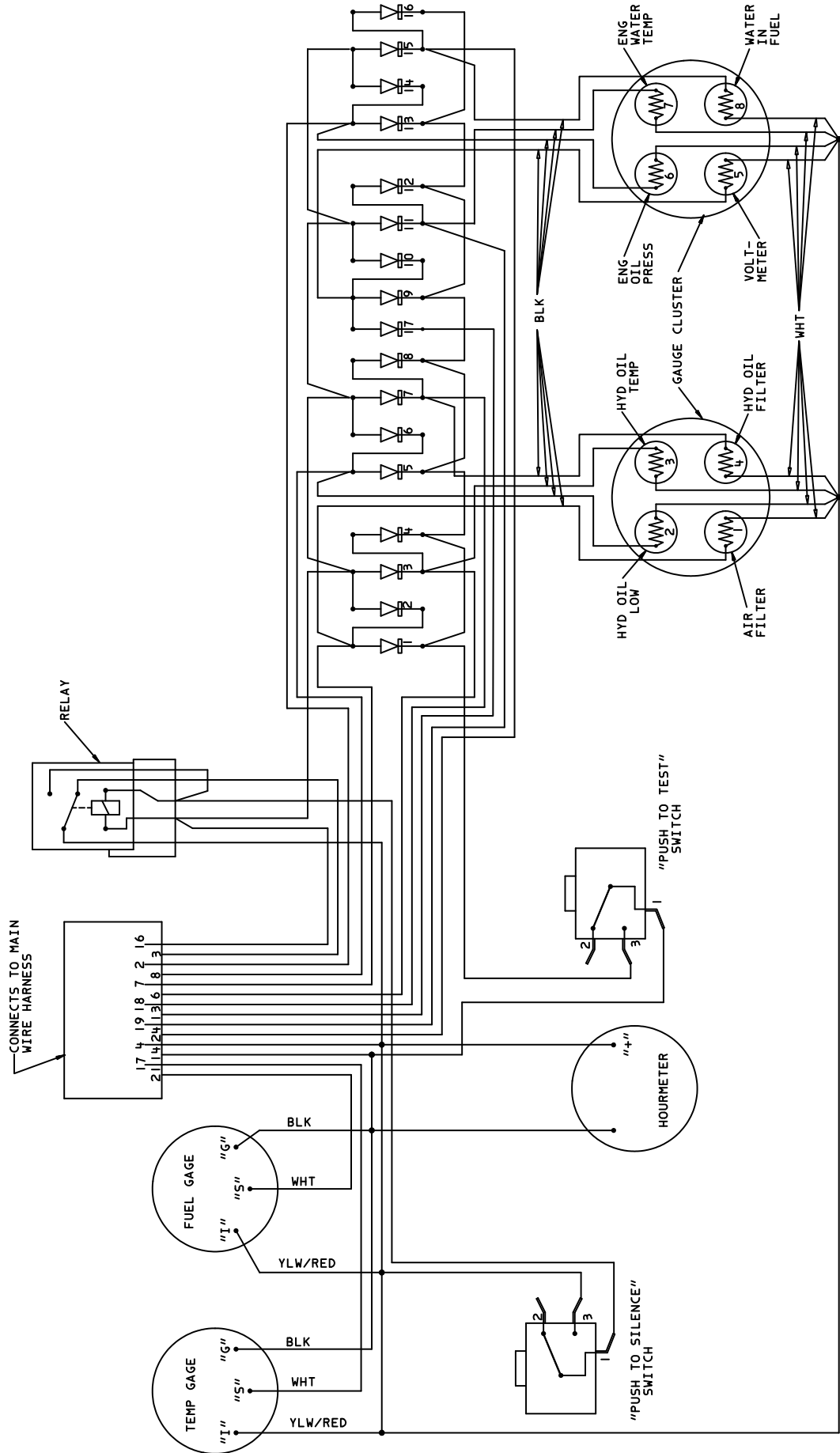
# CONTROLLER ELECTRICAL SCHEMATIC

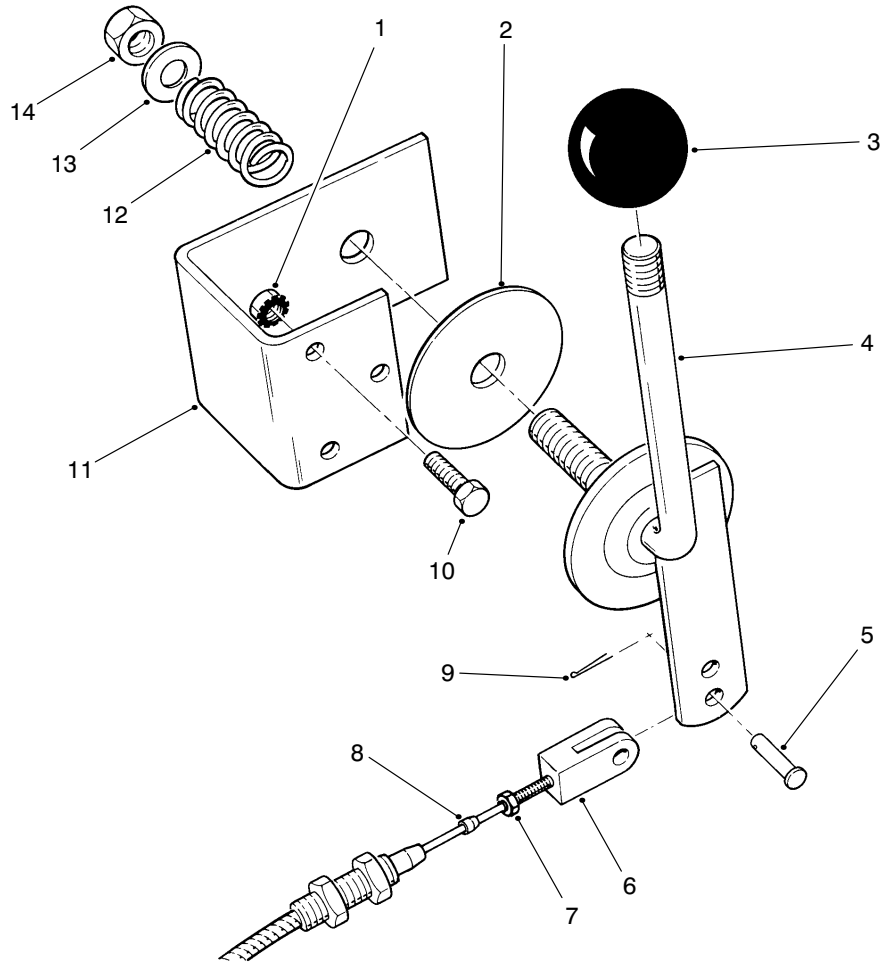


CONNECTION DIAGRAM



# OPERATORS CONTROL PANEL ELECTRICAL SCHEMATIC





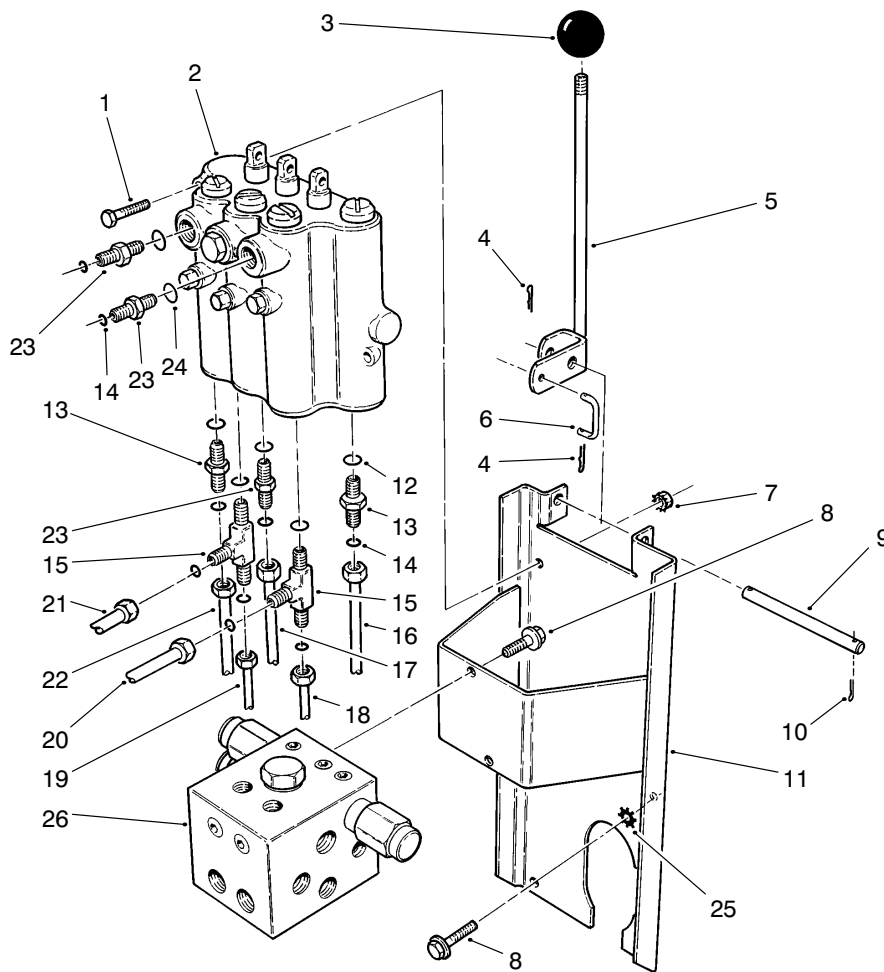
T-0352-1

## THROTTLE ASSEMBLY

Ref. No.	Part No.	Description	No. Used
1	3296-42	Nut-Lock	3
2	3-2858	Disc-Friction	1
3	233-48	Knob	1
4	69-8040	Arm-Throttle	1
5	283-67	Pin-Clevis Arm End	1
*	69-0090	Pin-Clevis Engine End	1
6	282-28	Clevis-Adjustable	2
7	3219-14	Nut-Hex.	2

Ref. No.	Part No.	Description	No. Used
8	77-2990	Cable-Throttle	1
9	3272-1	Pin-Cotter	3
10	321-3	Screw-HH	3
11	69-9130	Bracket-Throttle	1
12	3-8596	Spring-Compression	1
13	3256-26	Washer-Flat	1
14	3296-23	Nut-Lock	1

\* Not Illustrated

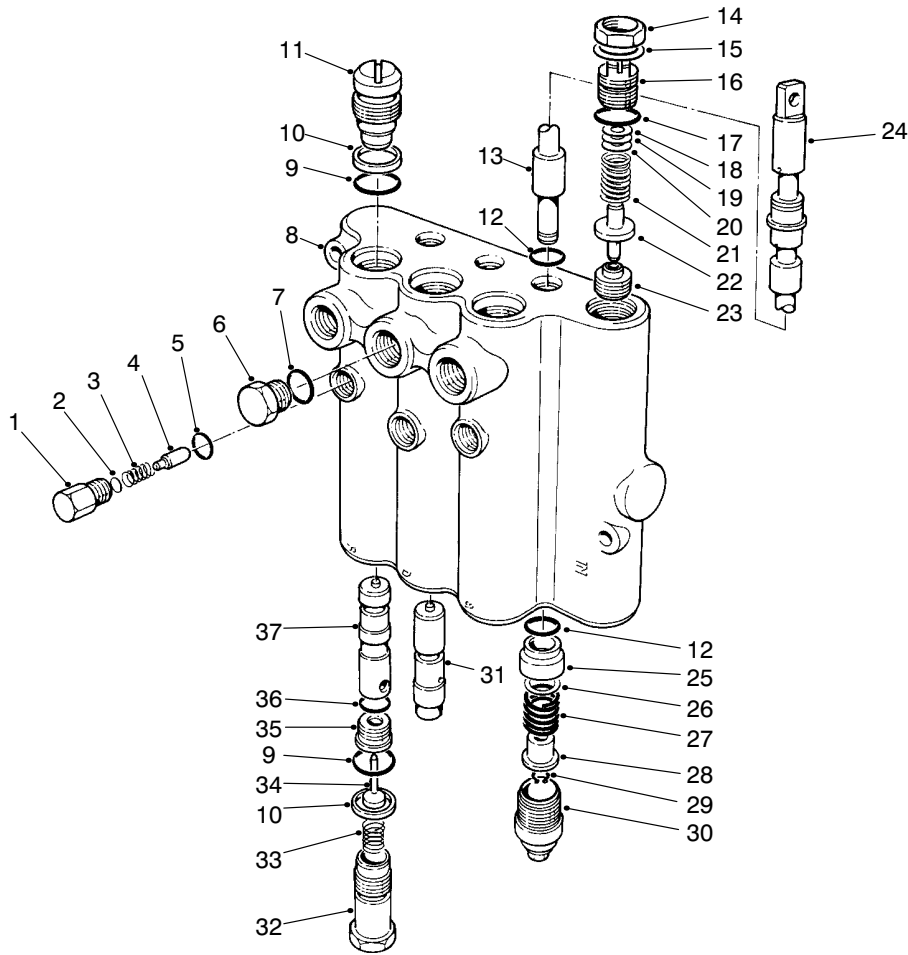


T-0355-1

## LIFT VALVE INSTALLATION ASSEMBLY

Ref. No.	Part No.	Description	No. Used	Ref. No.	Part No.	Description	No. Used
1	321-10	Screw-HH	2	14	237-22	O-Ring	9
2	69-1780	Asm-Lift Valve	1	15	340-86	Fitting-Hydraulic Tee (Incl. Ref. #14 & 24)	2
3	233-42	Knob	3	16	69-5860	Tube-Hydraulic	1
4	3272-1	Pin-Cotter	6	17	69-5720	Tube-Hydraulic	1
5	69-7010	Lever-Valve LH	1	18	69-5700	Tube-Hydraulic	1
*	69-6990	Lever-Valve Mid.	1	19	69-5740	Tube-Hydraulic	1
*	69-7000	Lever-Valve RH	1	20	69-5680	Tube-Hydraulic	1
6	69-9140	Link-Valve Lever	3	21	69-5890	Tube-Hydraulic	1
7	32149-2	Nut-Keps	2	22	69-5870	Tube-Hydraulic	1
8	3234-14	Screw-HFH	6	23	340-2	Fitting-Hydraulic Straight (Incl. Ref. #14 & 24)	3
9	69-9150	Shaft-Valve Lever	1	24	237-42	O-Ring	5
10	3272-6	Pin-Cotter	2	25	3254-6	Washer-Lock	1
11	69-7810	Bracket-Valve	1	26	95-5907	Asm-Counterbalance Manifold	1
12	237-79	O-Ring	2				
13	340-3	Fitting-Hydraulic Straight (Incl. Ref. #12 & 14)	2				

\* Not Illustrated



T-0379-1

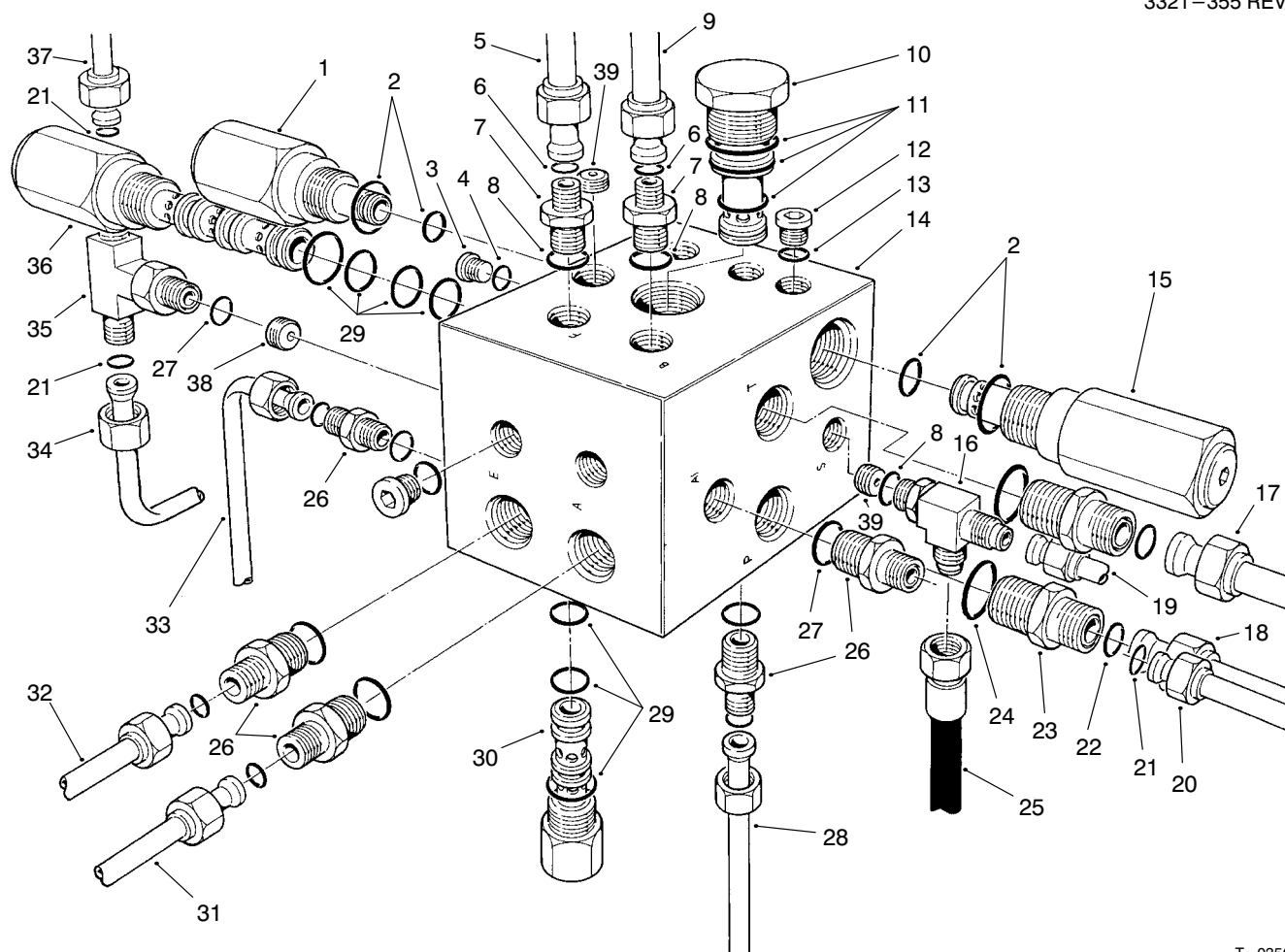
## LIFT VALVE ASSEMBLY NO. 69-1780

Ref. No.	Part No.	Description	No. Used
1	58-6780	Asm-Plug (Incl. Ref. #5)	3
2	60-6450	Disc	A/R
3	58-6760	Spring	3
4	58-6770	Plunger-Detent	3
5	58-6790	O-Ring	3
6	58-6710	Asm-Plug (Incl. Ref. #7)	1
7	58-6720	O-Ring	1
†8		Body	1
9	60-5720	O-Ring	6
10	58-6370	Washer-Back-Up	6
11	58-6350	Asm-Plug (Incl. Ref. #9-10)	3
12	58-6450	O-Ring	6
†13		Spool	3
14		Nut-Lock	1
15		Washer	1
16	69-1830	Asm-Plug (Incl. Ref. #14, 15 & 17)	1
17	58-6750	O-Ring	1
18	58-6470	Washer	A/R
19	58-6480	Washer	A/R

Ref. No.	Part No.	Description	No. Used
20	58-6490	Washer	A/R
21	69-1820	Spring-Black	1
22	58-6440	Poppet	1
†23		Seat	1
24	58-6320	Wiper-Seal	3
25	58-6400	Bushing	3
26	58-6700	Washer	3
27	58-6730	Spring	3
28	58-6310	Spacer	3
29	58-6460	Ring-Retaining	3
30	58-6420	Asm-Cap	3
31	69-1840	Plunger	1
32	69-1800	Asm-Plug (Incl. Ref. #9-10)	3
33	69-1810	Spring	3
34	58-6290	Asm-Poppet	3
35	58-6330	Asm-Seat (Incl. Ref. #36)	3
36	58-6340	O-Ring	3
37	69-1790	Plunger	2
*	60-3780	Kit-Seal (Incl. Ref. #5, 7, 9, 10, 12, 17, 24, 29, 34, & 36)	1

\* Not Illustrated

† Not Serviceable Separately

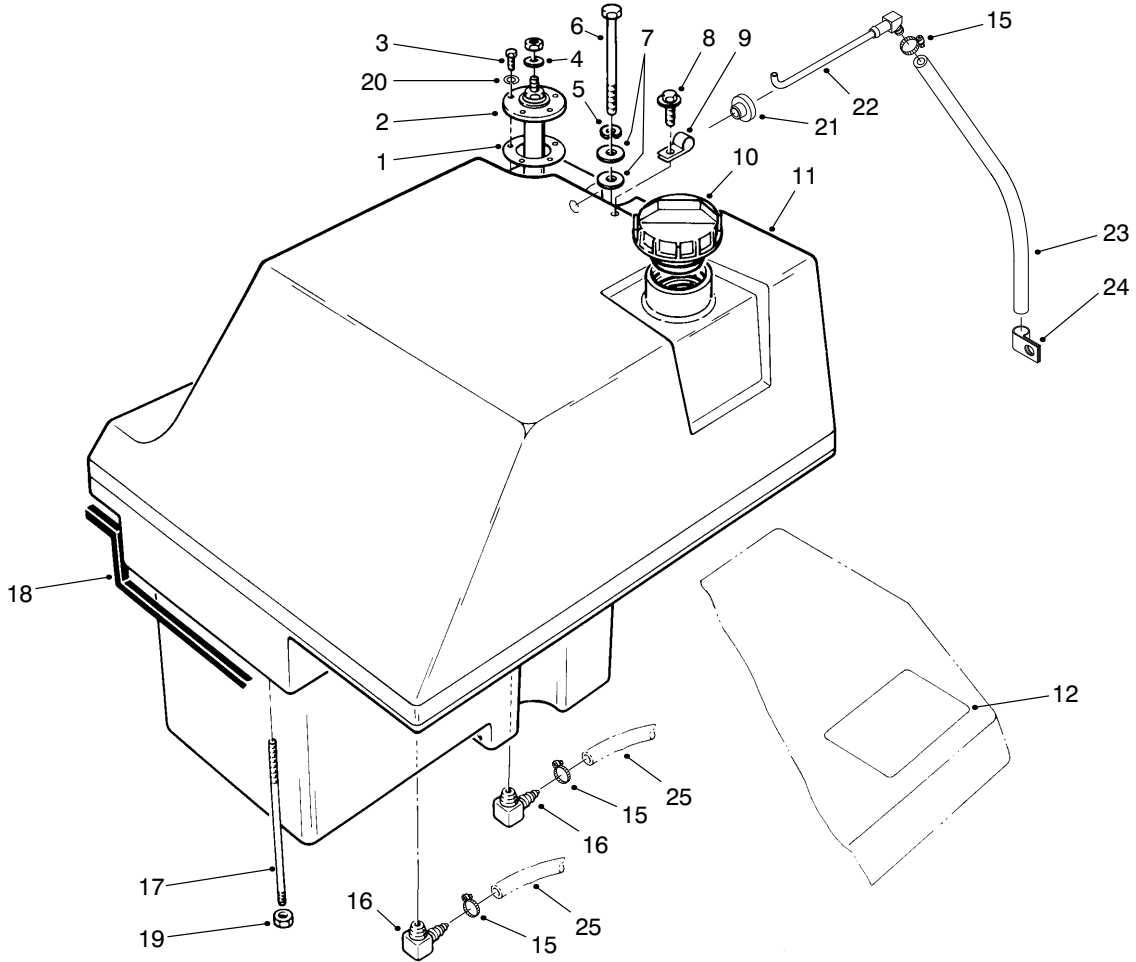


T-0356-2

## COUNTERBALANCE MANIFOLD ASSEMBLY

Ref. No.	Part No.	Description	No. Used	Ref. No.	Part No.	Description	No. Used
1	95-5630	Valve-Hydraulic Cartridge (Incl. Ref. #2)	1	21	237-22	O-Ring	7
2	95-5645	Kit-Seal	2	22	237-30	O-Ring	2
3	353-990	Plug-Hose (Incl. Ref. #4)	2	23	340-4	Fitting-Hydraulic Straight (Incl. Ref. #22 & 24)	2
4	237-78	O-Ring	2	24	237-79	O-Ring	2
5	69-5890	Tube-Hydraulic	1	25	93-7192	Hose-Hydraulic Diagnostic	1
6	237-21	O-Ring	2	26	340-2	Fitting-Hydraulic Straight (Incl. Ref. #21 & 27)	5
7	340-92	Fitting-Hydraulic Straight (Incl. Ref. #6 & 8)	2	27	237-42	O-Ring	6
8	237-78	O-Ring	3	28	69-5870	Tube-Hydraulic	1
9	69-5680	Tube-Hydraulic	1	29	95-5642	Kit-Seal	3
10	95-5634	Valve-Hydraulic Cartridge (Incl. Ref. #11)	1	30	95-5633	Valve-Hydraulic Cartridge (Incl. Ref. #29)	2
11	95-5641	Kit-Seal	1	31	69-5820	Tube-Hydraulic	1
12	353-991	Plug-Hole (Incl. Ref. #13)	8	32	69-5830	Tube-Hydraulic	1
13	237-156	O-Ring	8	33	69-5730	Tube-Hydraulic	1
14	69-4070	Manifold-Counter Balance	1	34	69-5860	Tube-Hydraulic	1
15	95-5632	Valve-Hydraulic Cartridge (Incl. Ref. #2)	1	35	340-94	Tee-Hydraulic (Incl. Ref. #21 & 27)	1
16	353-566	Tee-Hydraulic (Incl. Ref. #8)	1	36	95-5631	Valve-Hydraulic Cartridge (Incl. Ref. #29)	1
17	92-4967	Tube-Hydraulic	1	37	69-5920	Tube-Hydraulic	1
18	69-5850	Tube-Hydraulic	1	*	95-5907	Counterbalance Manifold (Incl. Ref. #1-4, 10-15, 29, 30 & 36)	1
19	69-5910	Tube-Hydraulic	1	38	69-4140	Plug-Orifice .120mm	1
20	69-5710	Tube-Hydraulic	1	39	69-4130	Plug-Orifice .047mm	2

\* Not Illustrated

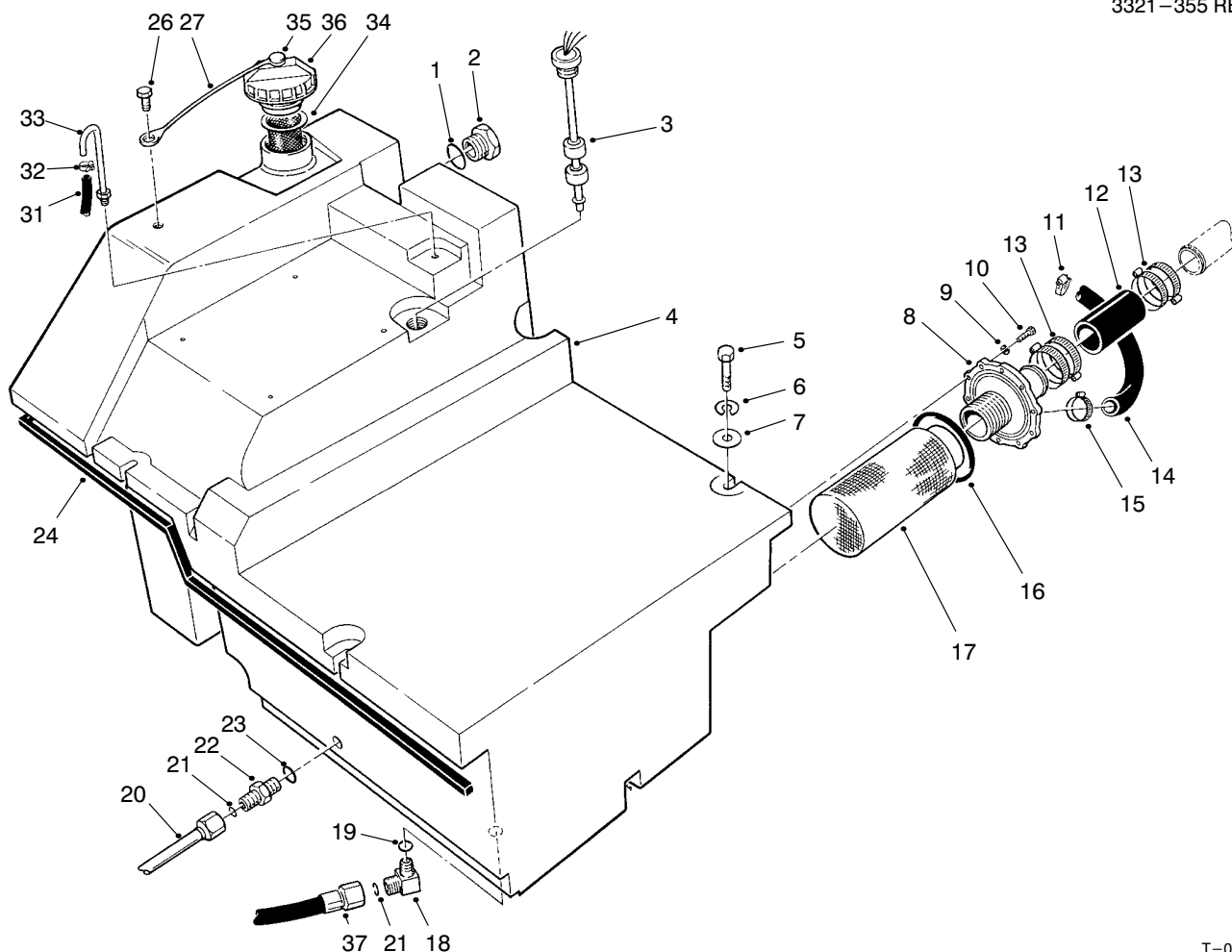


T-2811-1

## FUEL TANK ASSEMBLY

Ref. No.	Part No.	Description	No. Used
1	62-7650	Gasket-Level Sensing Unit	1
2	70-6990	Asm-Level Sensing Unit	1
3	32122-24	Screw-HH	5
4	5-3637	Spacer-Terminal	1
5	3253-21	Washer-Lock	1
6	323-21	Screw-HH	1
7	3256-5	Washer-Flat	2
8	3234-13	Screw-HWH	1
9	2412-89	Clamp-R	1
10	93-3102	Cap-Fuel	1
11	94-2865	Tank-Fuel	1
12	95-0822	Decal-Warning	1

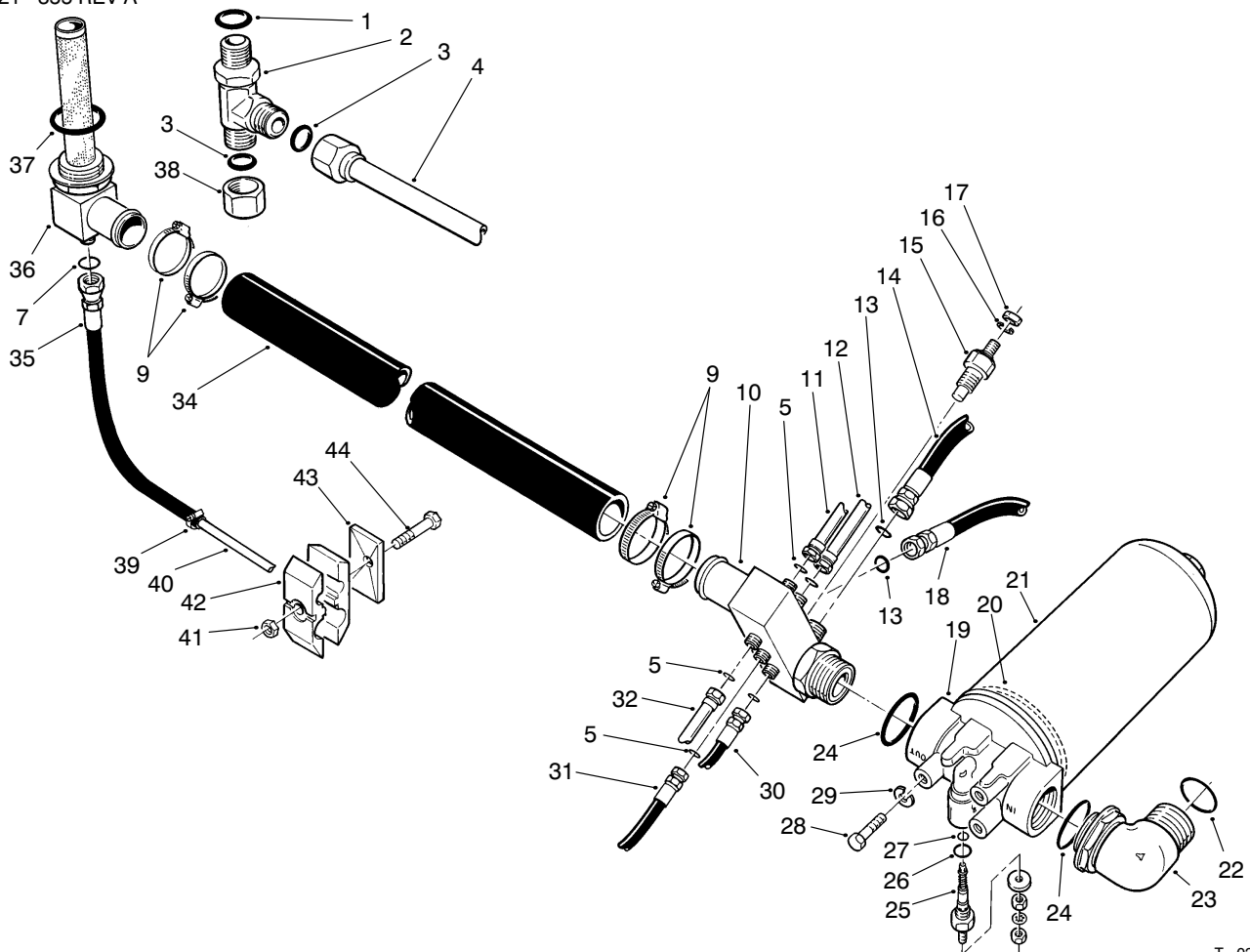
Ref. No.	Part No.	Description	No. Used
15	2412-108	Clamp-Hose	3
16	353-536	Fitting-Fuel 90° Elbow	2
17	72-9550	Stud-Fuel Tank	1
18	68-7572	Strip-Sealing	1
19	3296-39	Nut-Lock	1
20	3253-15	Washer-Lock	5
21	46-6560	Bushing	1
22	94-3310	Tube-Vent	1
23	94-3311	Hose-Fuel	1
24	2412-138	Clamp-R	1
25	37-9560	Hose-Fuel	2



T-0354-2

## HYDRAULIC TANK ASSEMBLY

Ref. No.	Part No.	Description	No. Used	Ref. No.	Part No.	Description	No. Used
1	237-81	O-Ring	1	19	237-80	O-Ring	3
2	69-1170	Gauge-Sight (Incl. Ref. #1)	1	20	69-5800	Tube-Hydraulic	1
3	85-6260	Level Sensing Unit	1	21	237-22	O-Ring	2
4	94-1893	Tank-Hydraulic	1	22	340-3	Fitting-Hydraulic Straight (Incl. Ref. #21 & 23)	1
5	323-10	Screw-HH	4	23	237-79	O-Ring	1
6	3253-21	Washer-Lock	4	24	68-7571	Strip-Sealing	1
7	5-3177	Washer-Flat	4	26	321-2	Screw-HH	1
8	69-1610	Adapter-Suction Hose	1	27	75-0540	Tether-Cap, Reservoir	1
9	3253-3	Washer-Lock	10	31	71-2680	Hose-Vent	1
10	321-5	Screw-HH	10	32	2412-108	Clamp-Hose	1
11	2412-34	Clamp-Hose	1	33	69-4280	Tube-Hydraulic Vent	1
12	69-5640	Hose-Suction	1	34	61-2790	Filler-Screen	1
13	2412-42	Clamp-Hose	4	35	2410-73	Pin-Tether	1
14	94-1892	Hose-Auxiliary Suction	1	36	93-3103	Cap-Hydraulic (Incl. Ref. #27 & 35)	1
15	2412-3	Clamp-Hose	1	37	92-4970	Hose-Hydraulic	1
16	237-157	O-Ring	1				
17	69-1650	Screen-Suction	1				
18	340-130	Fitting-Hydraulic 90° (Incl. Ref. #19 & 21)	1				



T-0367-1

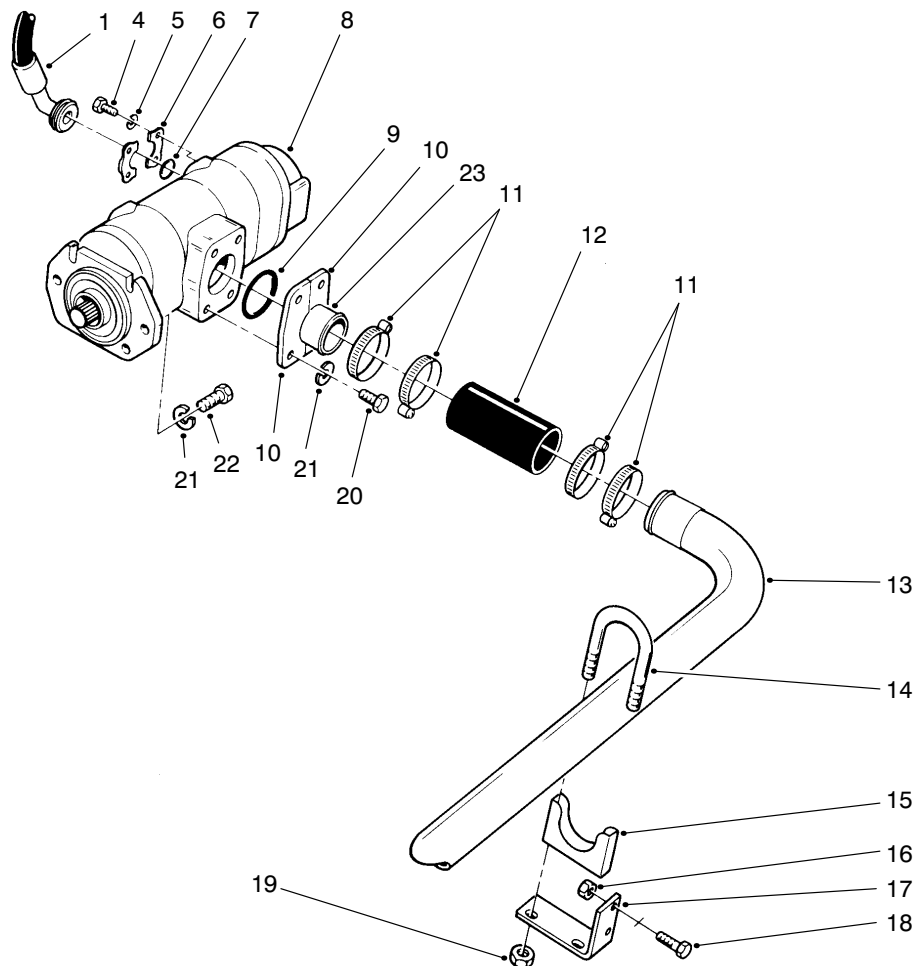
## HYDRAULIC FILTER ASSEMBLY

Ref. No.	Part No.	Description	No. Used
1	237-80	O-Ring	1
2	340-22	Fitting-Hydraulic Tee (Incl. Ref. #1 & 3)	1
3	237-65	O-Ring	2
4	92-4807	Tube-Hydraulic	1
5	237-22	O-Ring	3
7	237-58	O-Ring	1
9	2412-92	Clamp-Hose	4
10	69-5410	Manifold-Return (Incl. Ref. #5, 13 & 24)	1
11	69-6000	Tube-Hydraulic (Incl. Ref. #5)	1
12	69-5990	Tube-Hydraulic (Incl. Ref. #5)	1
13	237-30	O-Ring	2
14	69-5460	Hose-Hydraulic	1
15	39-7593	Temperature Sending Unit	1
16	3253-2	Washer-Lock	1
17	3219-14	Nut-Hex.	1
18	69-5650	Hose-Hydraulic	1
19	69-1700	Asm-Hydraulic Filter (Incl. Ref. #20, 21 & 25-27)	1
20	237-155	O-Ring	1
21	69-1720	Element-Filter (Incl. Ref. #20)	1

Ref. No.	Part No.	Description	No. Used
22	340-65	O-Ring	1
23	340-79	Fitting-Hydraulic 90° (Incl. Ref. #22 & 24)	1
24	237-101	O-Ring	2
25	69-1710	Indicator-Filter (Incl. Ref. #26 & 27)	1
†26		O-Ring	1
†27		O-Ring	1
28	323-4	Screw-HH	3
29	3253-21	Washer-Lock	3
30	69-5440	Hose-Hydraulic	1
31	69-8440	Hose-Hydraulic	1
32	69-5950	Tube-Hydraulic	1
34	74-2660	Hose-Hydraulic Return	1
35	92-2352	Hose-Hydraulic	1
36	92-2351	Fitting-Tank Return (Incl. Ref. #7 & 37)	1
37	340-136	O-Ring	1
38	340-150	Cap-Hydraulic	1
39	2412-129	Clamp-Hose	1
40	92-1742	Tube-Hydraulic	1
41	32152-1	Nut-Lock	3
42	56-7978	Clamp Half-Hydraulic Line	6
43	69-9761	Plate-Cover	3
44	322-12	Screw-HH	3

† Not Serviceable Separately





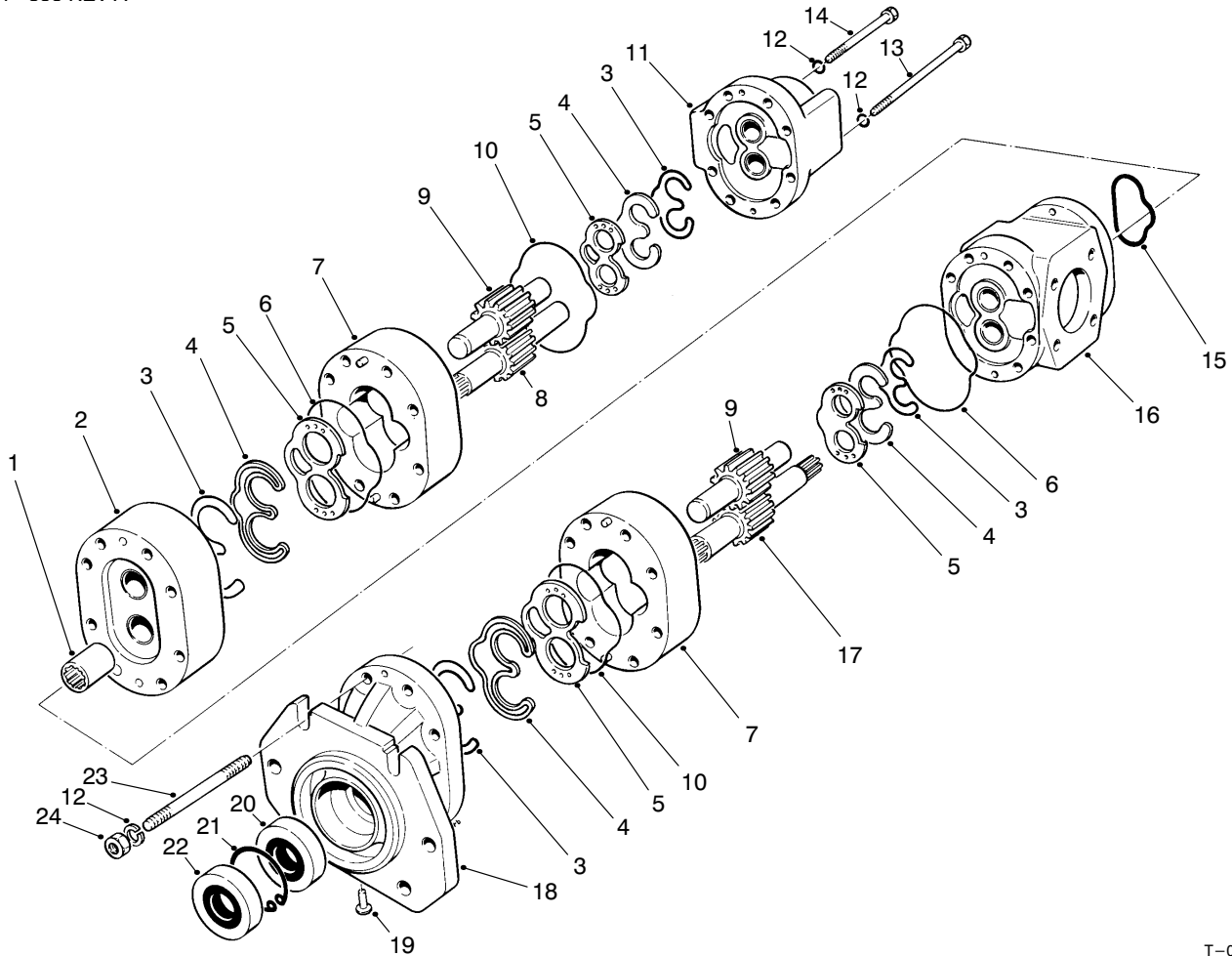
T-0349-2

## HYDRAULIC PUMP INSTALLATION ASSEMBLY

Ref. No.	Part No.	Description	No. Used
1	98-0655	Asm-Hydraulic Hose	2
4	323-7	Screw-HH	8
5	3253-21	Washer-Lock	8
6	353-992	Flange-Fitting	4
7	340-135	O-Ring	2
8	69-2050	Asm-Hydraulic Pump	1
9	237-116	O-Ring	1
10	354-42	Flange-Half	2
11	2412-42	Clamp-Hose	4
12	69-5640	Hose-Hydraulic	1
13	94-1891	Asm-Hydraulic Tube	1

Ref. No.	Part No.	Description	No. Used
†14		Bolt-U	2
15	20-4840	Clamp-Tube (Incl. Ref. #14 & 19)	2
16	32152-2	Nut-Lock	4
17	69-9220	Support-Tube Clamp	2
18	323-6	Screw-HH	4
19	32128-25	Nut-Lock	4
20	325-6	Screw-HH	4
21	3253-7	Washer-Lock	8
22	3213-2	Screw-HH	4
23	74-2270	Fitting-Suction	1

† Not Serviceable Separately



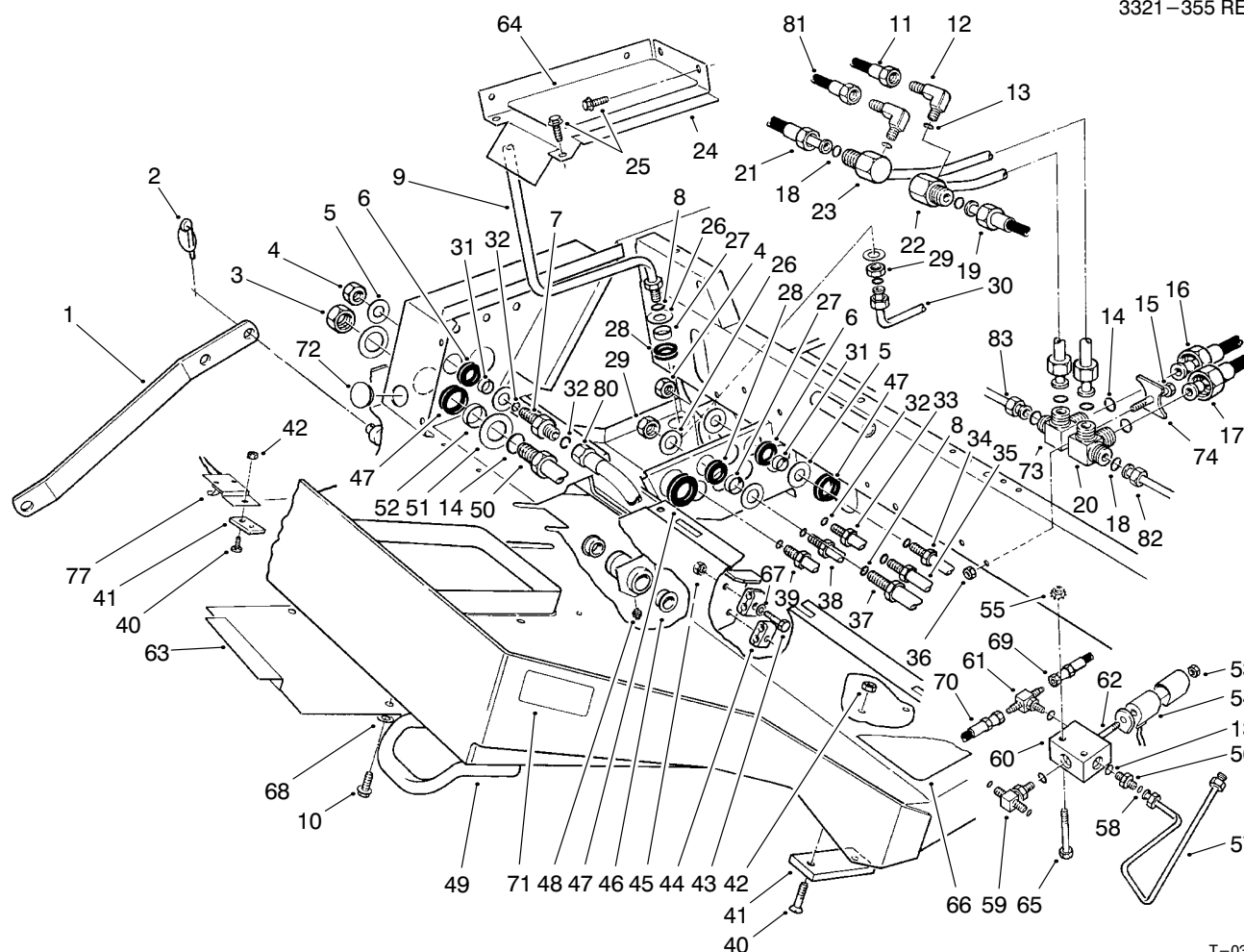
T-0382-1

## DOUBLE GEAR PUMP NO. 69-2050

Ref. No.	Part No.	Description	No. Used
1	69-2110	Coupling	1
2	69-2170	Asm-Adapter Section	1
3	59-7990	Seal-Gland	4
4	59-8470	Retainer-Seal	4
5	69-2070	Plate-Flex	4
6	69-2200	O-Ring	2
7	69-2080	Asm-Center Section	2
8	69-2090	Gear/Shaft-Rear Drive	1
9	59-8600	Gear-Driven	2
10	69-2120	O-Ring	2
11	69-2100	Asm-Rear Cover	1
12	59-7590	Washer-Lock	16
13	69-2150	Screw-HH	4

Ref. No.	Part No.	Description	No. Used
14	69-2140	Screw-HH	4
15	69-2210	O-Ring	1
16	69-2160	Asm-Port Section	1
17	59-8500	Gear/Shaft-Front Drive	1
18	69-2060	Asm-Shaft End Cover	1
19	69-2130	Plug	1
20	59-8590	Seal-Shaft	1
21	59-8580	Ring-Retaining	1
22	59-8570	Seal-Shaft	1
23	59-7970	Stud-Threaded	8
24	59-7580	Nut-Hex.	8
*	59-8610	Kit-Repair (Incl. Ref. #3, 4, 20 & 22)	1

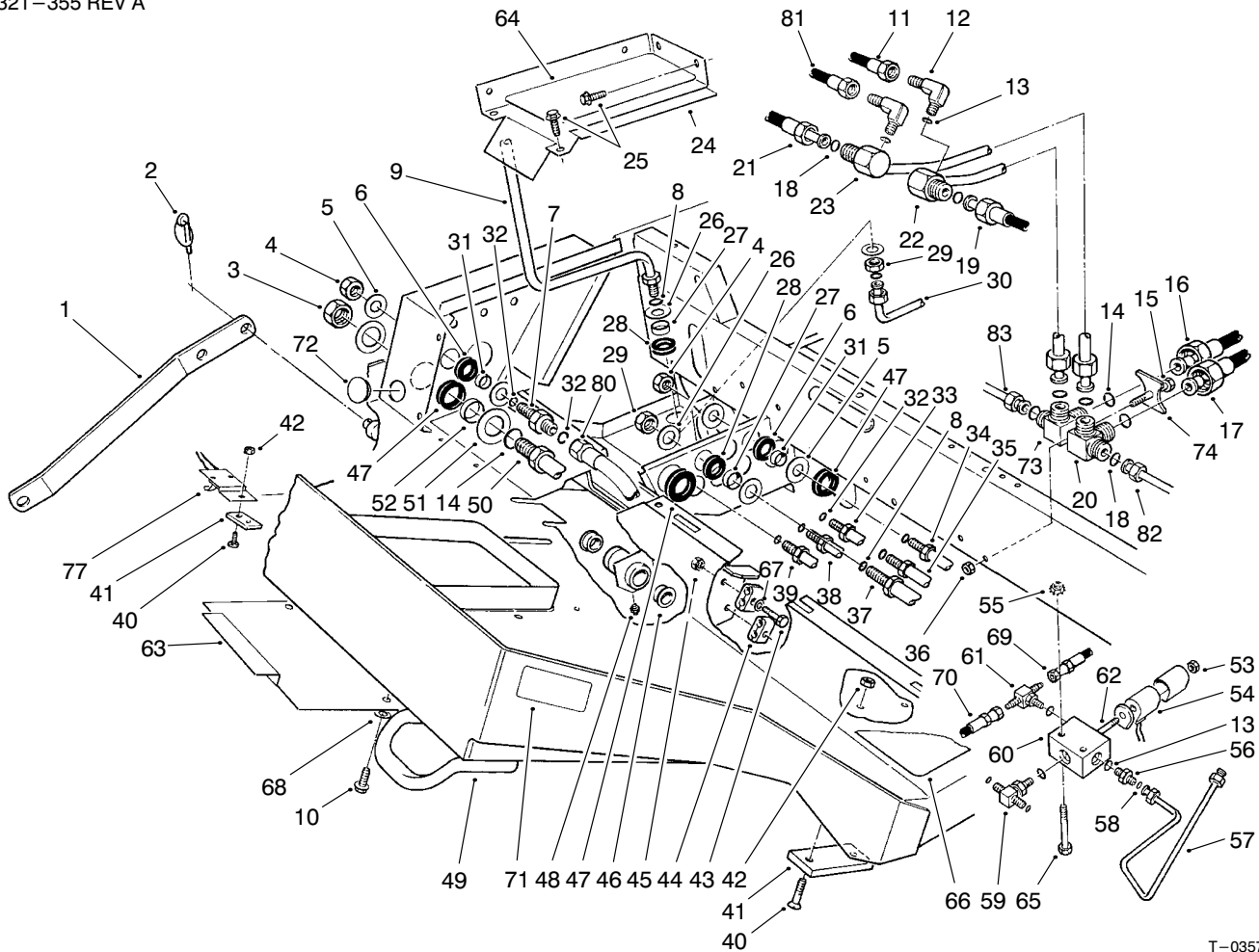
\* Not Illustrated



T-0357-2

## FRAME ASSEMBLY

Ref. No.	Part No.	Description	No. Used	Ref. No.	Part No.	Description	No. Used
1	85-6190	Link-Deck Tilt	1	22	69-6200	Tube-Hydraulic (Incl. Ref. #18)	1
2	3290-495	Pin-Lynch	2	23	69-6190	Tube-Hydraulic (Incl. Ref. #18)	1
3	340-126	Nut-Bulkhead	2	24	71-2450	Cover-Access	1
4	340-70	Nut-Bulkhead	6	25	3234-14	Screw-HFH	4
5	69-8940	Washer	12	26	69-8930	Washer	4
6	240-4	Grommet	6	27	69-8960	Spacer	2
7	340-71	Fitting-Hydraulic Bulkhead (Incl. Ref. #32)	1	28	240-5	Grommet	2
8	237-30	O-Ring	3	29	340-127	Nut-Bulkhead	2
9	92-4967	Tube-Hydraulic (Incl. Ref. #8)	1	30	85-6150	Tube-Hydraulic	1
10	3234-28	Screw-HFH	2	31	69-8970	Spacer	6
11	93-7422	Hose-Hydraulic	1	32	237-22	O-Ring	7
12	353-375	Fitting-Hydraulic 90° (Incl. Ref. #13)	2	33	69-6050	Tube-Hydraulic (Incl. Ref. #32)	1
13	237-78	O-Ring	5	34	69-6040	Tube-Hydraulic (Incl. Ref. #32)	1
14	237-58	O-Ring	4	35	69-6030	Tube-Hydraulic (Incl. Ref. #32)	1
15	3274-86	Screw-HSH	1	36	32152-1	Nut-Lock	1
16	69-5470	Hose-Hydraulic	1	37	69-5790	Tube-Hydraulic (Incl. Ref. #8)	1
17	69-5480	Hose-Hydraulic	1	38	69-6060	Tube-Hydraulic (Incl. Ref. #32)	1
18	237-65	O-Ring	6	39	93-7426	Tube-Hydraulic (Incl. Ref. #32)	1
19	93-7177	Asm-Tube, Traction LH	1				
20	83-8350	Fitting-Traction, LH (Incl. Ref. #14 & 18)	1				
21	93-7178	Asm-Tube, Traction RH	1				



T-0357-2

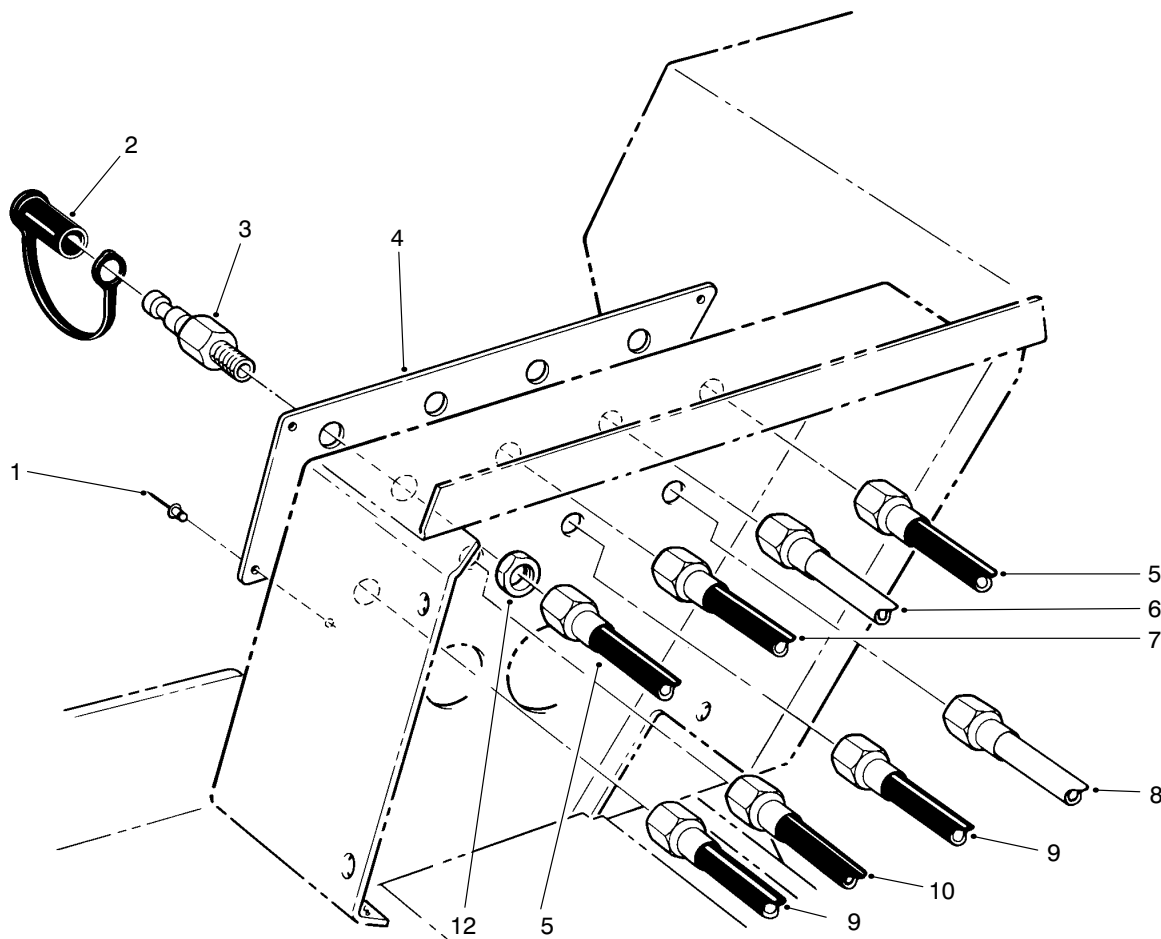
## FRAME ASSEMBLY (Continued)

Ref. No.	Part No.	Description	No. Used
40	32108-103	Screw-Machine Flat Hd.	4
41	69-9300	Cushion-Rubber	2
42	32152-1	Nut-Lock	4
43	321-9	Screw-HH	2
44	56-7973	Clamp Half-Hydraulic Line	4
45	32152-4	Nut-Lock	2
46	256-247	Bushing-Flange	2
47	240-7	Grommet	4
48	302-5	Fitting-Grease	1
49	69-0100	Asm-Frame (Incl. Ref. #46 & 48)	1
50	69-6100	Tube-Hydraulic Pressure (Incl. Ref. #14)	1
*	69-5810	Tube-Hydraulic Return (Incl. Ref. #14)	1
51	69-8910	Washer	4
52	69-8900	Spacer	2
53	3220-4	Nut	1
54	92-3048	Kit-Solenoid Coil	3
55	32149-2	Nut-Keps	2
56	340-92	Fitting-Hydraulic (Incl. Ref. #13 & 58)	1
57	69-5950	Tube-Hydraulic	1
58	237-21	O-Ring	3
59	340-125	Fitting-Hydraulic (Incl. Ref. #13 & 58)	1

Ref. No.	Part No.	Description	No. Used
†60		Body-Valve	1
61	93-9988	Fitting-Hydraulic (Incl. Ref. #13)	1
62	95-5638	Valve-Solenoid (Incl. Ref. #53)	1
63	69-9470	Cover-Access	1
64	71-0430	Cover-Abrasive	1
65	321-11	Screw-HH	2
66	71-0420	Floor-Abrasive	1
67	3256-56	Washer-Flat	2
68	3256-23	Washer-Flat	2
69	93-7424	Hose-Diagnostic	1
70	93-7193	Hose-Diagnostic	1
71	72-4080	Decal-Danger	2
72	2410-10	Plug-Button	1
73	83-8360	Fitting-Traction, RH	1
74	83-8370	Plate-Clamp	1
77	93-7038	Switch	1
80	92-4970	Hose-Hydraulic	1
81	93-7192	Hose-Diagnostic	1
82	83-4330	Asm-Tube, Traction LH	1
83	83-4340	Asm-Tube, Traction RH	1
*	95-5917	Valve Seal Kit	1
*	95-5916	Asm-Solenoid Valve (Incl. Ref. #53, 54, 60, 62 & Valve Seal Kit #92-3049)	1

\* Not Illustrated

† Not Serviceable Separately

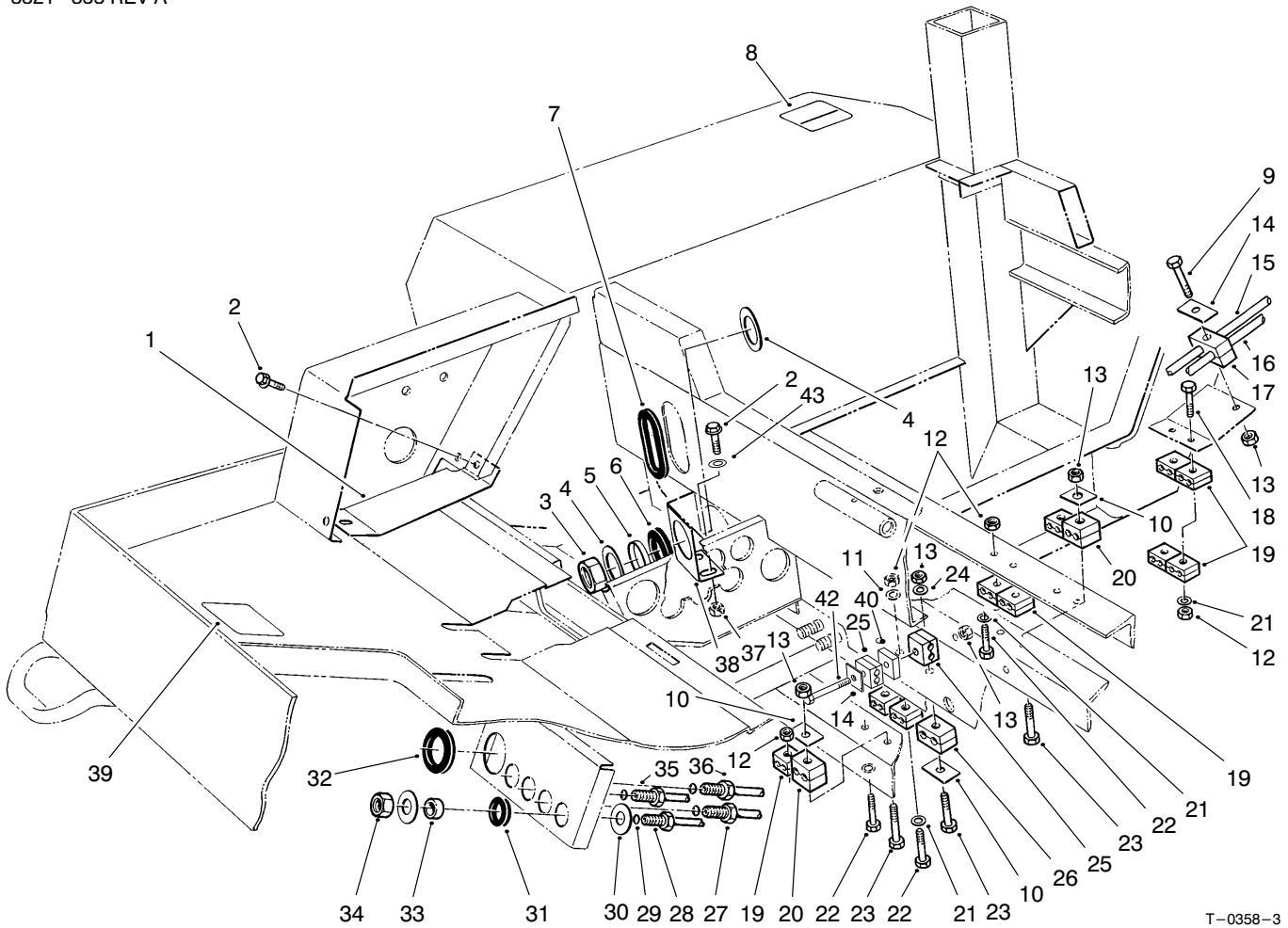


T-0363-1

## HYDRAULIC SYSTEM DIAGNOSTIC PANEL ASSEMBLY

Ref. No.	Part No.	Description	No. Used
1	3269-25	Rivet-Pop	4
2	353-947	Cap-Fitting	8
3	353-997	Fitting-Hydraulic Bulkhead (Incl. Ref. #12)	8
4	95-0824	Panel-Diagnostic	1
5	93-7422	Hose-Hyd. Diagnostic	1

Ref. No.	Part No.	Description	No. Used
6	69-5910	Tube-Hyd. Diagnostic	1
7	93-7193	Hose-Hyd. Diagnostic	1
8	69-5920	Tube-Diagnostic	1
9	93-7423	Hose-Hyd. Diagnostic	2
10	93-7425	Hose-Hyd. Diagnostic	1
12	3220-4	Nut-Bulkhead	8



T-0358-3

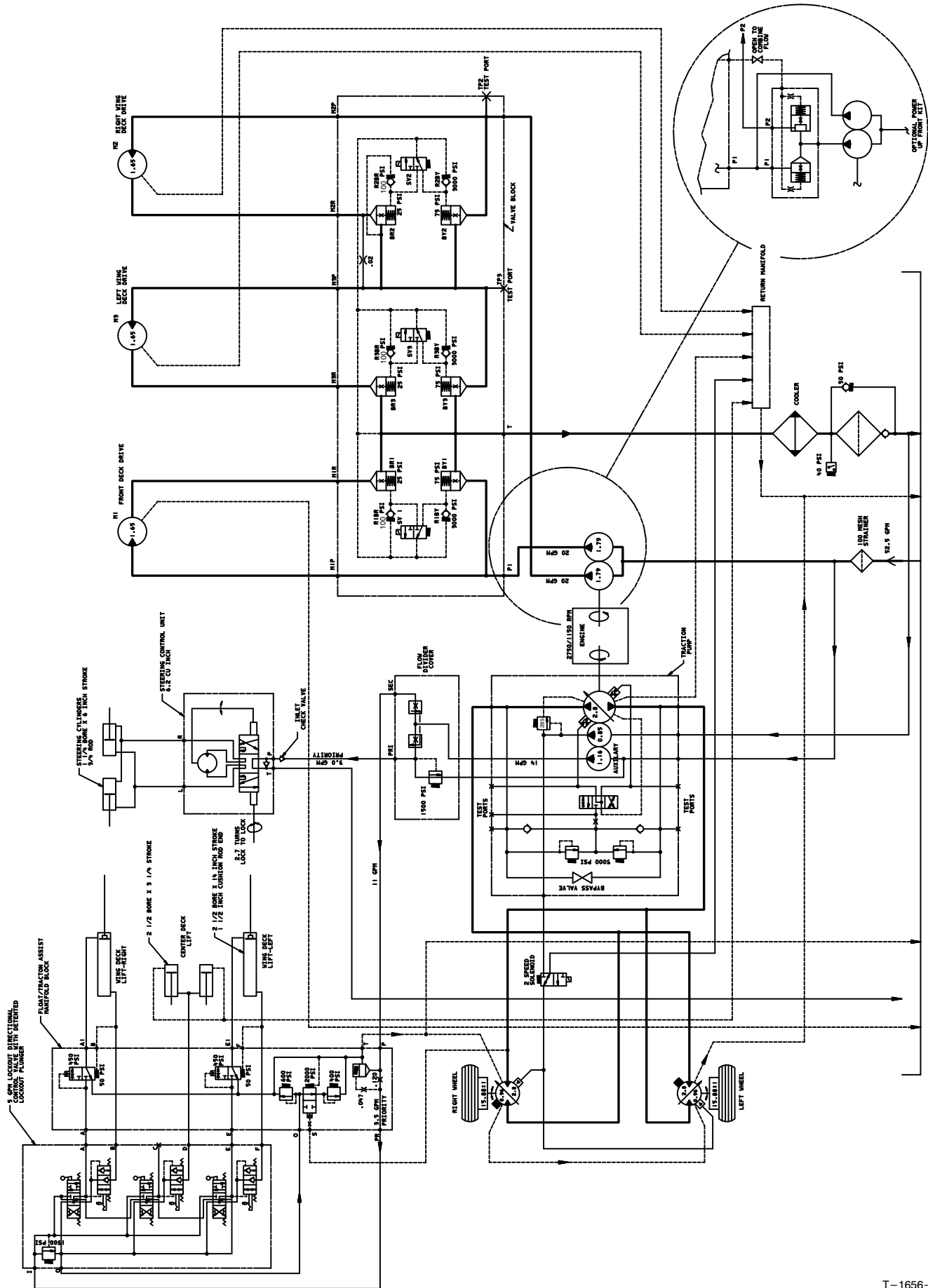
## HYDRAULIC LINE CLAMPS ASSEMBLY

Ref. No.	Part No.	Description	No. Used
1	69-9330	Cover	1
2	3234-14	Screw-HFH	6
3	340-128	Nut-Bulkhead	2
4	69-8920	Washer	4
5	69-8950	Spacer	2
6	240-2	Grommet	2
7	237-164	Grommet	1
8	95-0821	Decal-Hydraulic Oil	1
9	322-12	Screw-HH	2
10	69-9760	Plate-Cover	3
11	3256-22	Washer-Flat	2
12	32152-4	Nut-Lock	6
13	32152-1	Nut-Lock	8
14	69-9761	Plate-Cover	5
15	69-6130	Tube-Hydraulic	1
16	69-6120	Tube-Hydraulic	1
17	56-7974	Clamp Half-Hydraulic Line	2
18	321-15	Screw-HH	2
19	56-7973	Clamp Half-Hydraulic Line	20
20	56-7972	Clamp Half-Hydraulic Line	4
21	3256-56	Washer-Flat	8
22	321-9	Screw-HH	6
23	322-21	Screw-HH	3

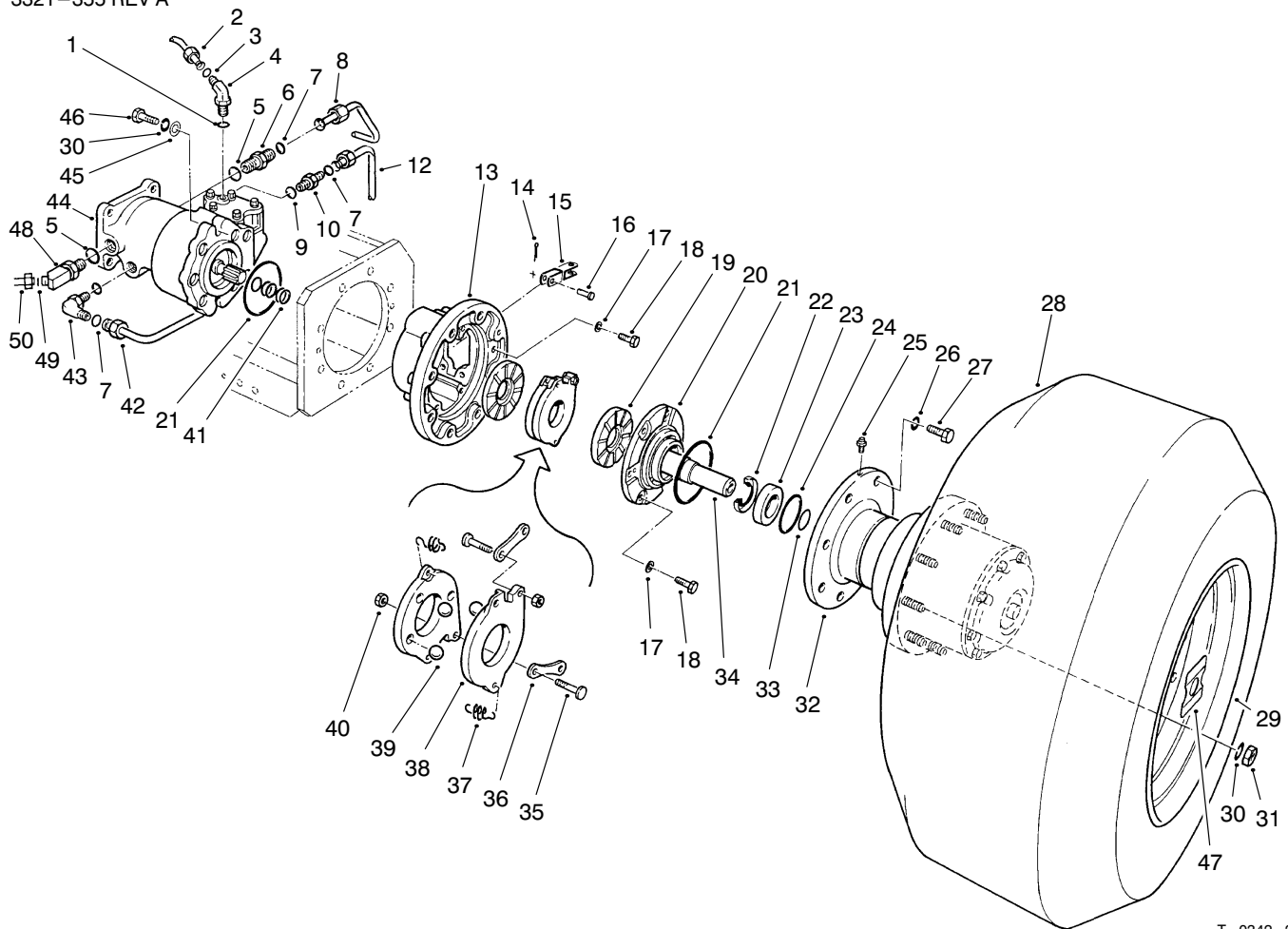
Ref. No.	Part No.	Description	No. Used
24	3256-23	Washer-Flat	1
25	56-7978	Clamp Half-Hydraulic Line	12
26	56-7971	Clamp Half-Hydraulic Line	2
27	93-7179	Tube-Hydraulic (Incl. Ref. #29)	1
28	69-5800	Tube-Hydraulic (Incl. Ref. #29)	1
29	237-21	O-Ring	4
30	69-8980	Washer	8
31	240-6	Grommet	4
32	240-7	Grommet	1
33	69-8990	Spacer	4
34	340-78	Nut-Bulkhead	4
35	69-6080	Tube-Hydraulic (Incl. Ref. #29)	1
36	69-6070	Tube-Hydraulic (Incl. Ref. #29)	1
37	32151-1	Nut-Lock	4
38	71-2560	Support-Bulkhead	2
39	69-0940	Decal-Caution	1
40	95-5616	Spacer	4
42	322-38	Screw-HH	2
43	3256-23	Washer-Flat	4

# HYDRAULIC SCHEMATIC

3321-355 REV A



T-1656-2



T-0342-2

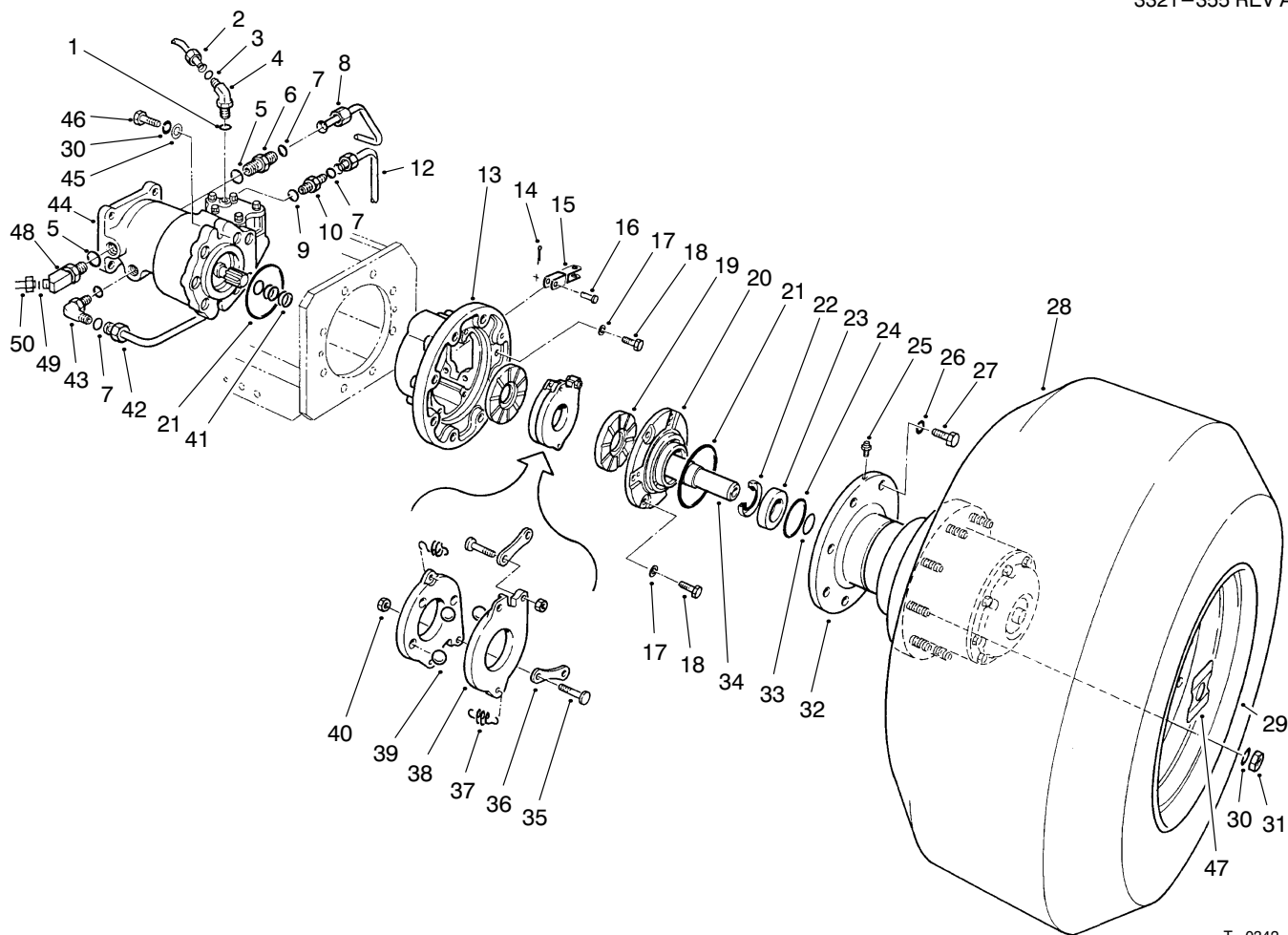
## FRONT WHEEL ASSEMBLY

Ref. No.	Part No.	Description	No. Used
1	237-42	O-Ring	2
2	69-5940	Tube-Hydraulic LH	1
*	69-5930	Tube-Hydraulic RH	1
3	237-21	O-Ring	2
4	340-82	Fitting-Hydraulic Elbow (Incl. Ref. #1 & 3)	2
5	237-146	O-Ring	4
6	340-91	Fitting-Hydraulic Straight (Incl. Ref. #5 & 7)	2
7	237-58	O-Ring	7
8	83-4330	Tube-Hydraulic LH	1
*	83-4340	Tube-Hydraulic RH	1
9	237-81	O-Ring	4
10	340-9	Fitting-Hydraulic St. LH (Incl. Ref. #7 & 9)	1
*	340-148	Fitting-Hydraulic Tee RH (Incl. Ref. #7 & 9)	1
12	92-1742	Tube-Hydraulic LH	1
*	92-4807	Tube-Hyd. RH Run	1
*	85-6150	Tube-Hyd. RH Branch	1
13	71-4010	Housing-Brake	2
14	3272-6	Pin-Cotter	2
15	71-3880	Clevis-Brake Cable	2
16	283-2	Pin-Clevis	2
17	3253-21	Washer-Lock	14
18	323-6	Screw-HH	14
19	71-0470	Disc-Middle	4
20	71-3990	Cap-Brake Housing	2

Ref. No.	Part No.	Description	No. Used
21	237-158	O-Ring	4
22	253-156	Seal-Oil	2
23	251-340	Bearing-Ball	2
24	32120-22	Ring-Retaining Internal	2
25	302-39	Vent	2
26	3253-8	Washer-Lock	16
27	327-22	Screw-HH	16
28	69-9800	Tire	2
*	58-5620	Tube-Inner	2
*	231-140	Tire-(Optional)	2
29	71-2470	Rim	2
30	3253-7	Washer-Lock	22
31	3219-5	Nut-Hex.	18
32	69-1730	Asm-Planetary Gear Drive	2
33	32120-84	Ring-Retaining External	2
34	71-3810	Coupling-Hydraulic Motor	2
35	69-9970	Stud	4
36	69-9960	Link	4
37	69-9950	Spring-Extension	4
38	69-9990	Disc-Actuating	4
39	69-9980	Ball	6
40	69-9940	Nut-Jam	4
41	253-157	Ring-Cup	6
42	92-1741	Tube-Hydraulic	1
43	340-142	Fitting-Hydraulic Elbow (Incl. Ref. #9 & 11)	2
44	69-3050	Motor-Hydraulic Wheel	2
45	3256-26	Washer-Flat	4

\* Not Illustrated





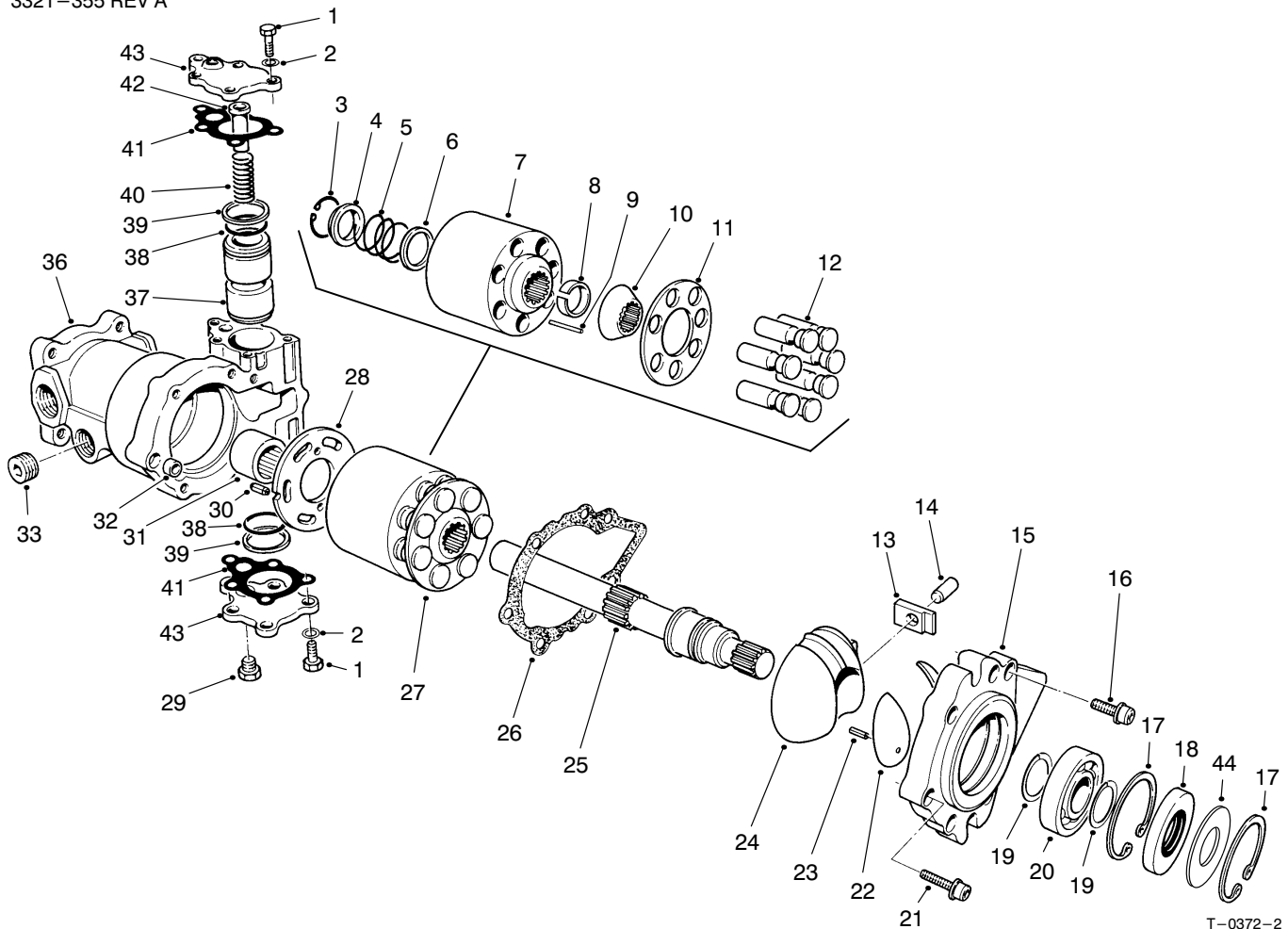
T-0342-2

### FRONT WHEEL ASSEMBLY (Continued)

Ref. No.	Part No.	Description	No. Used
46	325-7	Screw-HH	4
47	72-4070	Decal-Danger	2
48	93-7176	Fitting-45° ORFS	2

Ref. No.	Part No.	Description	No. Used
49	237-65	O-Ring	2
50	93-7177	Tube-Hydraulic, LH	1
*	93-7178	Tube-Hydraulic, RH	1

\* Not Illustrated



T-0372-2

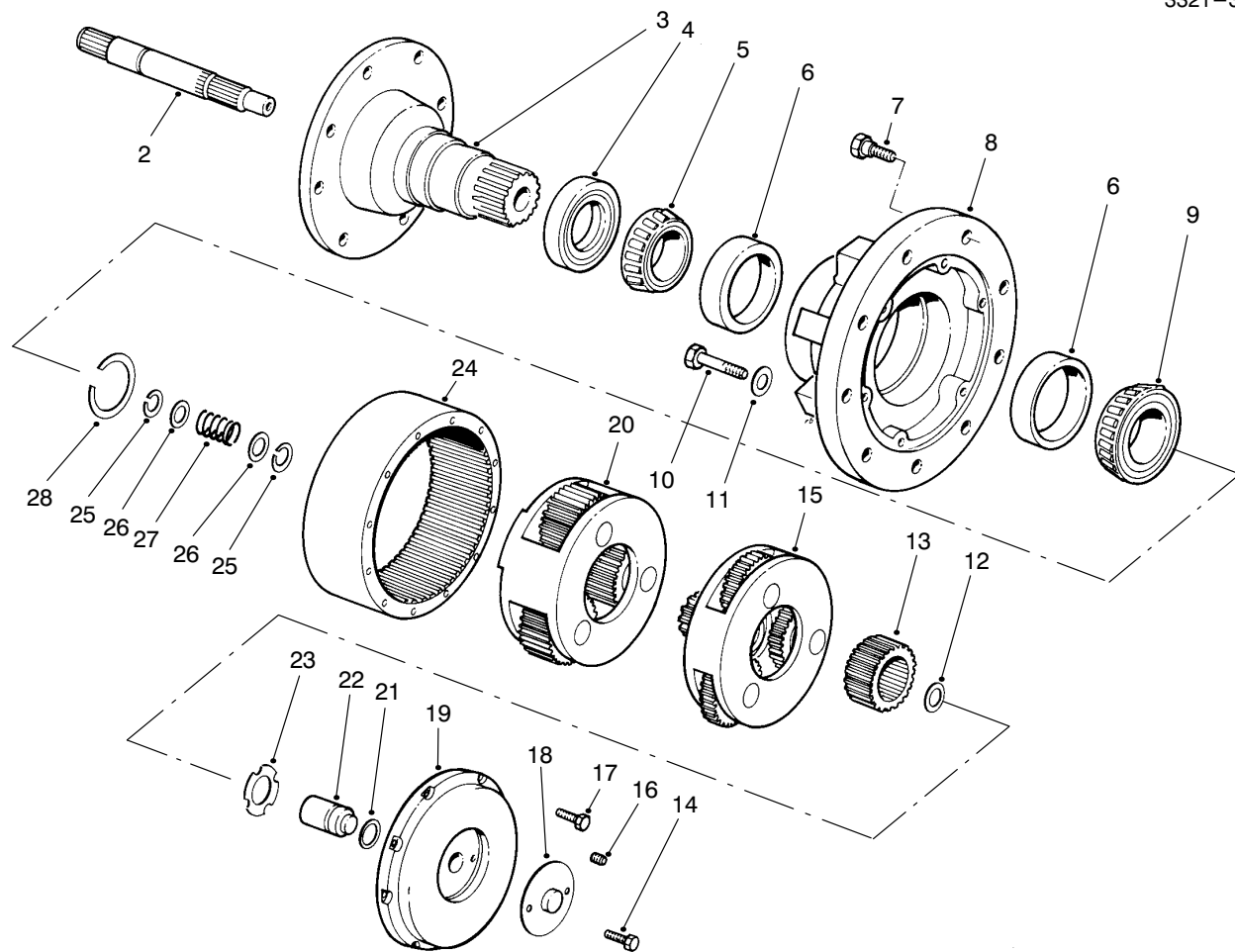
## WHEEL MOTOR NO. 69-3050

Ref. No.	Part No.	Description	No. Used
1	69-3150	Screw-HH	10
2	69-3070	Washer-Plain	10
†3		Ring-Retaining	1
†4		Washer	1
†5		Spring-Compression	1
†6		Washer	1
†7		Block-Cylinder	1
†8		Retainer	1
†9		Pin-Slipper Hold Down	3
†10		Guide-Retainer	1
†11		Guide-Slipper	1
†12		Asm-Piston	7
13	69-3500	Bearing-Sleeve	1
14	69-3510	Pin	1
15	76-4610	Cover-Front	1
16	76-4590	Screw	6
17	69-3200	Ring-Retaining	2
18	69-3190	Seal-Lip	1
19	69-3170	Ring-Retaining	2
20	69-3210	Bearing-Ball	1
21	69-3960	Screw	1
22	69-3970	Bearing-Journal	2
23	69-3520	Pin-Spring	2

Ref. No.	Part No.	Description	No. Used
24	69-3980	Swashplate-Variable	1
25	69-3950	Shaft-Motor	1
26	76-4600	Gasket-Front Cover	1
27	69-3910	Kit-Cylinder Block (Incl. Ref. #3-12)	1
28	69-3990	Plate-Motor Valve	1
29	69-3940	Plug	1
30	69-3450	Pin	1
31	69-3370	Bearing-Needle	1
32	69-3230	Pin-Spring	1
33	69-3130	Plug-Hole	1
†36		Housing	1
37	69-4020	Piston-Servo	1
38	69-3560	O-Ring	2
39	69-3570	Ring-Piston	2
40	69-4030	Spring-Servo	1
41	69-3710	Gasket-Servo Cover	2
42	69-4040	Stop-Servo Piston	1
43	69-3720	Cover-Servo	2
44	95-4400	Washer-Backup	1
*	69-3920	Kit-Piston Ring & O-Ring (Incl. Ref. #38 & 39)	1

\* Not Illustrated

† Not Serviceable Separately



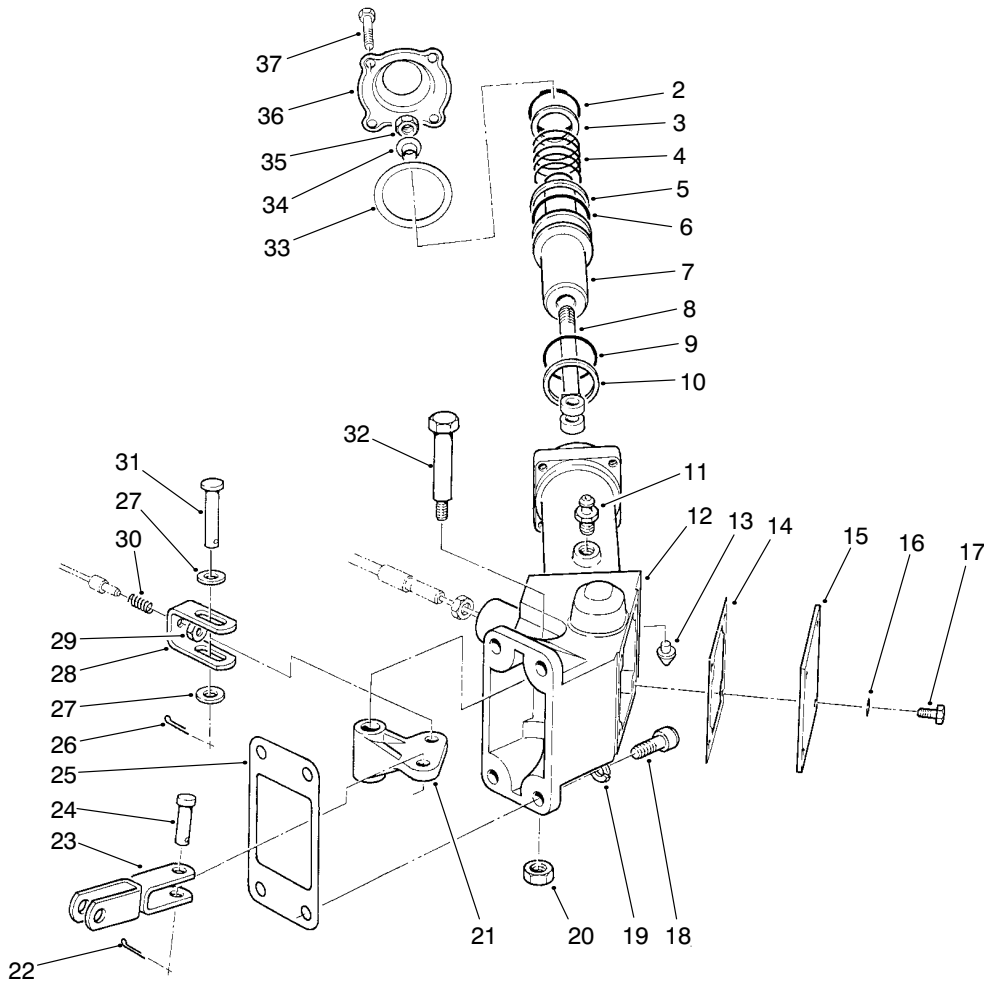
T-0140-2

## PLANETARY GEAR ASSEMBLY NO. 69-1730

Ref. No.	Part No.	Description	No. Used	Ref. No.	Part No.	Description	No. Used
2	60-3810	Shaft-Input	1	16	60-4040	Plug-Pipe	1
3	69-1740	Spindle	1	17	60-4030	Bolt-HH	8
4	60-3830	Seal-Oil	1	18	60-4060	Cover-Disengage	1
5	60-3840	Cone-Bearing	1	19	60-4050	Cover-Large	1
6	60-3850	Cup-Bearing	2	20	60-4000	Asm-Secondary Carrier	1
7	60-3860	Bolt-Wheel	9	21	60-4020	O-Ring	1
8	60-3870	Hub	1	22	60-4010	Plunger-Disengage	1
9	60-3880	Cone-Bearing	1	23	60-3990	Washer-Thrust	1
10	60-3890	Bolt-HH	6	24	60-3900	Gear-Ring	1
11	60-3910	Washer-Flat	6	25	60-3930	Ring-Retaining	2
12	60-3980	Washer-Thrust	1	26	60-3940	Washer	2
13	60-3970	Gear-Primary Sun	1	27	60-3950	Spring-Disengage	1
14	60-4070	Bolt-HH	2	†28	62-6450	Kit-Retaining Ring	1
15	60-3960	Asm-Primary Carrier	1	*	62-6460	Sealant-RTV (Tube)	1

\* Not Illustrated

† Includes 7 different thickness retaining rings for service adjustment of bearings.



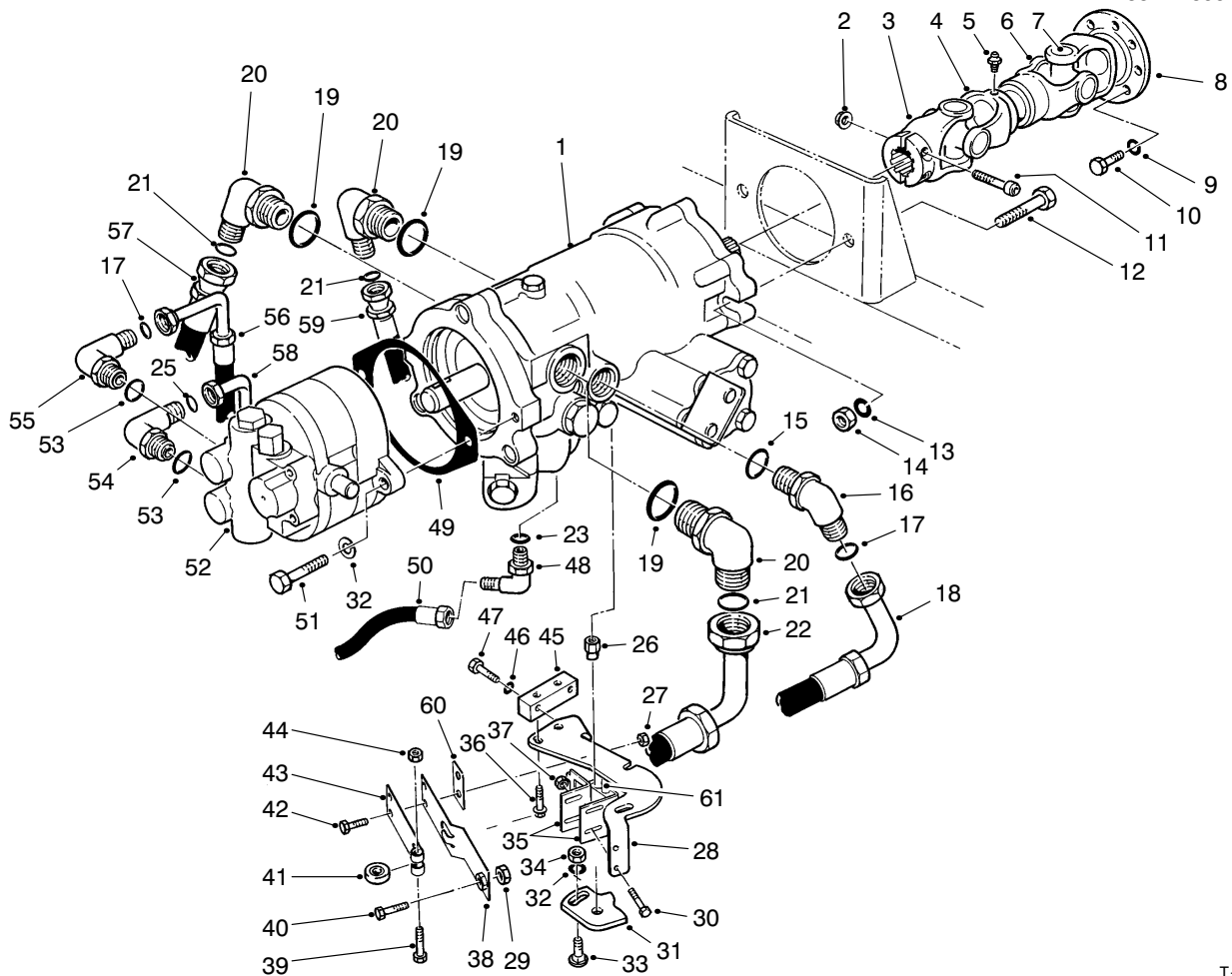
T-1277-1

## WHEEL BRAKE ASSEMBLY

Ref. No.	Part No.	Description	No. Used
2	32151-100	Ring-Retaining	2
3	69-8910	Washer	2
4	82-7850	Spring-Compression	2
5	354-104	Ring-Backup	2
6	237-175	O-Ring	2
7	82-7840	Piston-Brake	2
8	21-2070	Yoke-End	2
9	237-174	O-Ring	2
10	354-105	Ring-Backup	2
11	82-7830	Screw-Bleed, Brake	2
12	92-8003	Housing-Actuator, RH	1
*	92-8004	Housing-Actuator, LH	1
13	82-7820	Seat-Brake, Tube	2
14	71-3870	Gasket	2
15	71-3850	Cover-Housing	2
16	3253-3	Washer-Lock	8
17	321-2	Screw-HH	8
18	3274-7	Screw-HSH	8
19	3253-21	Washer-Lock	8

Ref. No.	Part No.	Description	No. Used
20	32128-25	Nut-HHF	2
21	71-3830	Bellcrank-Brake	2
22	3272-6	Pin-Cotter	2
23	71-3880	Clevis-Brake Cable	2
24	283-2	Pin-Clevis	2
25	71-3900	Gasket	2
26	3272-10	Pin-Cotter	2
27	3256-24	Washer-Flat	4
28	71-3860	Clevis	2
29	3296-3	Nut-Lock	2
30	69-0030	Spring-Compression	2
31	283-15	Pin-Clevis	2
32	12-8900	Bolt-Shoulder	2
33	93-7417	Gasket	2
34	71-3910	Collar	2
35	3296-59	Nut-Lock	2
36	93-7418	Cap-Actuator	2
37	321-6	Screw-HH	8

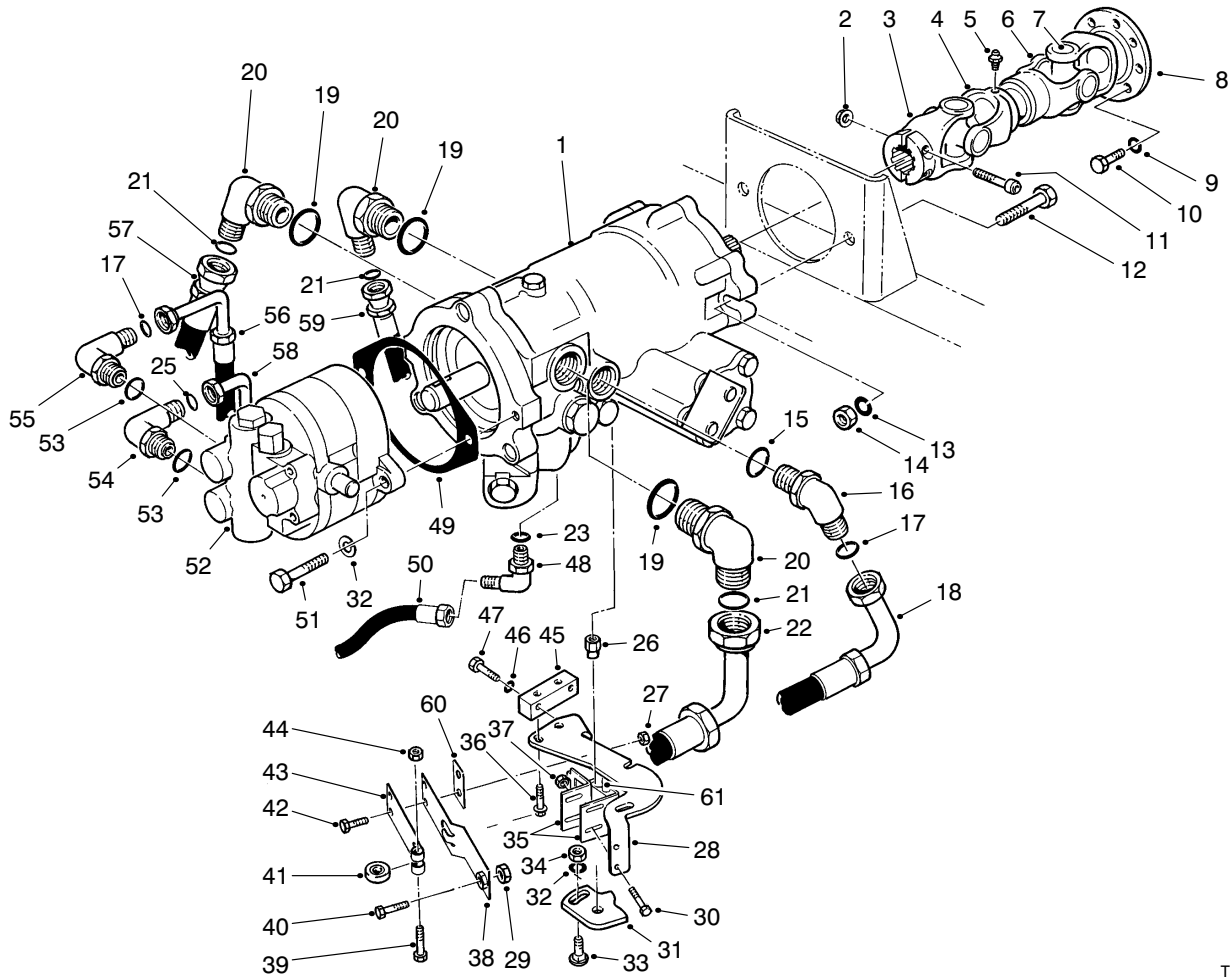
\* Not Illustrated



T-0350-1

## VARIABLE DISPLACEMENT PUMP INSTALLATION

Ref. No.	Part No.	Description	No. Used	Ref. No.	Part No.	Description	No. Used
1	93-9322	Variable Displacement Pump	1	27	32152-4	Nut-Lock	2
2	32128-21	Nut-HHF	2	28	69-9480	Bracket-Neutral Device	1
3	93-7189	Yoke-Pump End	1	29	3219-2	Nut-Hex.	1
4	98-0836	Tube-Slip Yoke	1	30	32144-1	Screw-HH	2
5	302-2	Fitting-Grease	1	31	69-9040	Cam-Neutral Device	1
6	93-7188	Shaft-Slip Yoke	1	32	3253-21	Washer-Lock	3
7	93-7190	Kit-Universal Joint	2	33	3231-30	Bolt-CARR	1
8	98-0835	Yoke-Engine End	1	34	3217-7	Nut-Hex.	1
9	3253-6	Washer-Lock	6	35	93-9337	Bracket-Switch	1
10	56-2140	Screw-HH	6	36	3234-13	Screw-HFH	4
11	3274-20	Screw-HSH	2	37	32127-11	Nut-Flexlok	2
12	325-7	Screw-HH	2	38	29-6170	Asm-Leaf Spring	1
13	3253-7	Washer-Lock	2	39	322-17	Screw-HH	1
14	3217-9	Nut-Hex.	2	40	3210-7	Screw-HH	1
15	237-81	O-Ring	1	41	251-259	Bearing-Neutral Detent	1
16	340-131	Fitting-Hydraulic Elbow (Incl. Ref. #15 & 17)	1	42	321-4	Screw-HH	2
17	237-30	O-Ring	2	43	29-6150	Spring-Leaf	1
18	69-5460	Hose-Hydraulic	1	44	32153-3	Nut-Lock	1
19	237-146	O-Ring	3	45	69-9050	Bar-Neutral Device	1
20	340-15	Fitting-Hydraulic Elbow (Incl. Ref. #19 & 21)	3	46	3253-3	Washer-Lock	2
21	237-58	O-Ring	3	47	321-10	Screw-HH	2
22	69-5650	Hose-Hydraulic	1	48	340-134	Fitting-Hydraulic Elbow (Incl. Ref. #23)	1
23	237-42	O-Ring	1	49	41-8760	Gasket-Pump	1
25	237-22	O-Ring	1	50	93-7424	Hose-Hydraulic	1
26	69-9020	Nut-Special	1	51	323-7	Screw-HH	2
				52	69-2220	Pump/Valve	1



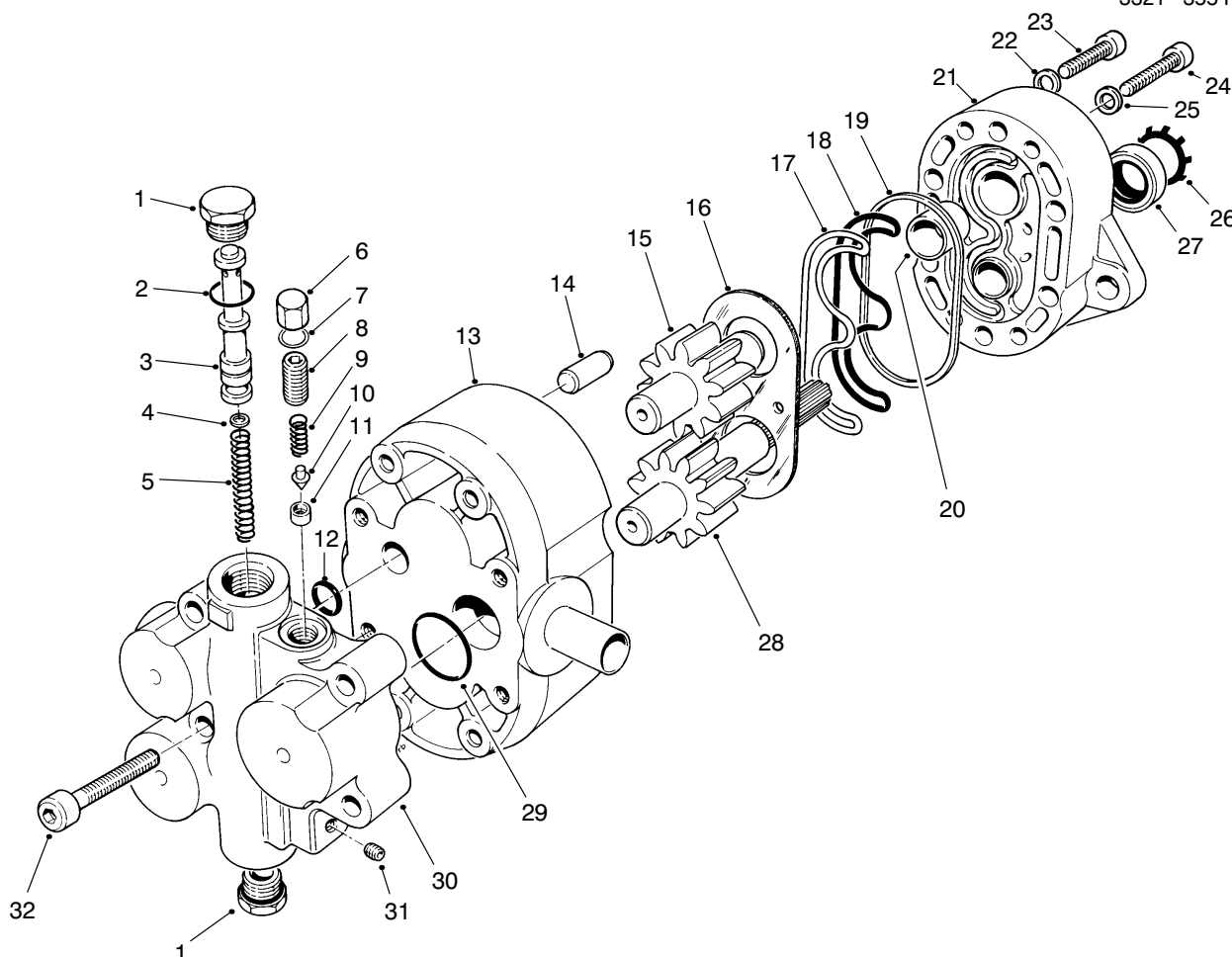
T-0350-1

## VARIABLE DISPLACEMENT PUMP INSTALLATION (Cont.)

Ref. No.	Part No.	Description	No. Used
53	327-80	O-Ring	2
54	340-130	Fitting-Hydraulic Elbow (Incl. Ref. #25 & 53)	1
55	340-105	Fitting-Hydraulic Elbow (Incl. Ref. #17 & 53)	1
56	69-5450	Hose-Hydraulic	1
57	69-5470	Hose-Hydraulic	1

Ref. No.	Part No.	Description	No. Used
58	69-5440	Hose-Hydraulic	1
59	69-5480	Hose-Hydraulic	1
60	51-3150	Shim-Spring	A/R
61	93-7037	Switch	1
*	98-0819	Asm-Pump Drive Shaft (Incl. Ref. #3-8)	1

\* Not Illustrated

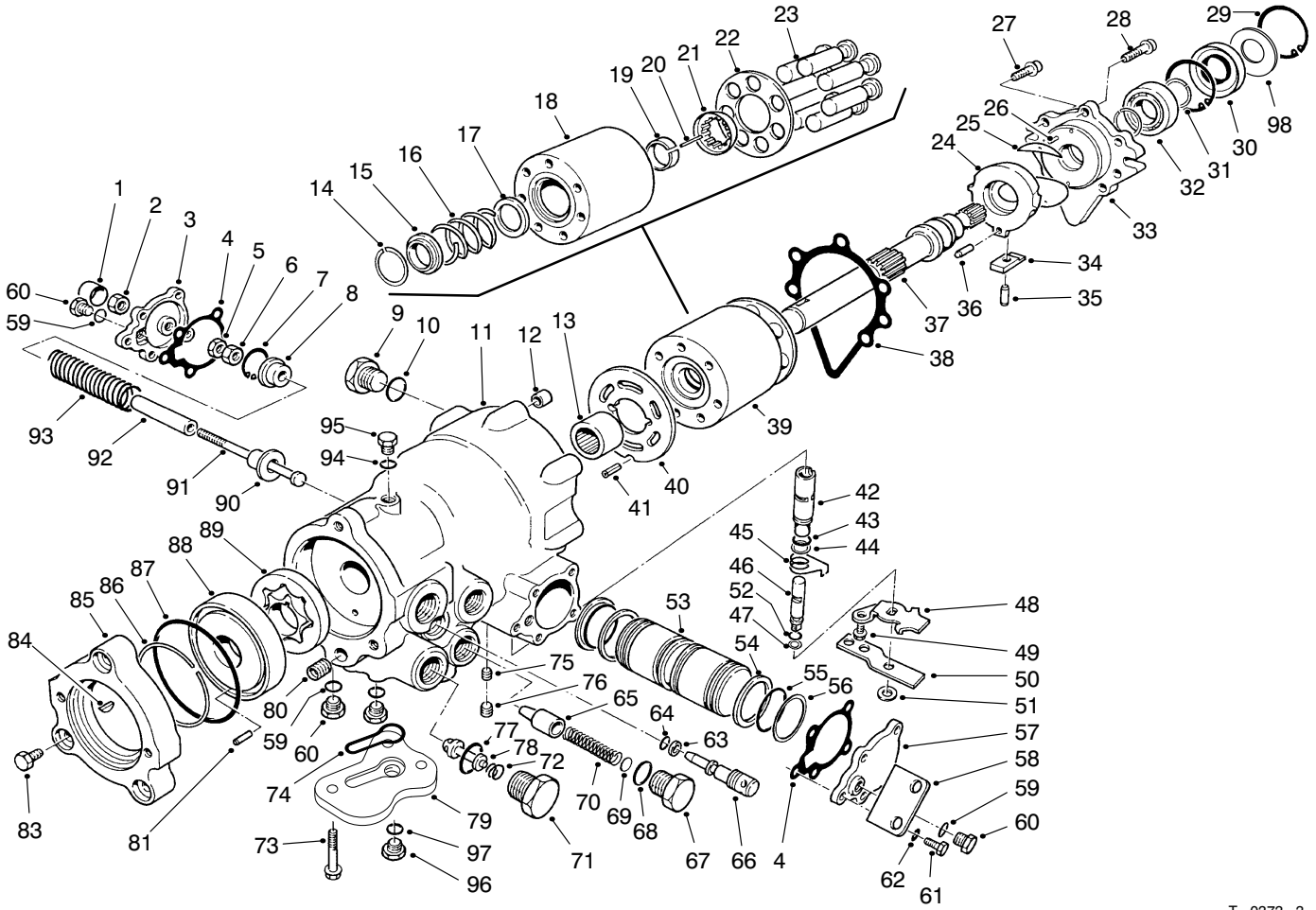


T-0374-1

## GEAR PUMP & FLOW DIVIDER NO. 69-2220

Ref. No.	Part No.	Description	No. Used	Ref. No.	Part No.	Description	No. Used
1	69-2410	Plug (Incl. Ref. #2)	2	20	69-2250	Bearing-Sleeve	4
2	69-2420	O-Ring	2	21	69-2330	Asm-Body (Incl. Ref. #20)	1
3	69-2450	Piston	1	22	69-2370	Washer	4
4	69-2440	Orifice	1	23	69-2360	Screw	4
5	69-2430	Spring-Compression	1	24	69-2380	Screw	4
6	69-2460	Cap	1	25	69-2390	Washer	4
7	69-2470	Gasket-Cap	1	26	69-2300	Ring-Retaining	1
8	69-2480	Screw-Set	1	27	69-2310	Seal-Shaft	1
9	69-2490	Spring-Compression	1	28	69-2290	Shaft/Gear-Drive	1
10	69-2500	Poppet	1	29	69-2400	O-Ring	1
11	69-2510	Seat	1	30	69-2230	Asm-Flow Divider (Incl. Ref. #1-11 & 31)	1
12	69-2530	O-Ring	1	31	69-2520	Plug-Pipe	1
13	69-2540	Asm-Cover (Incl. Ref. #20)	1	32	69-2240	Screw	4
14	69-2340	Pin-Dowel	2	*	69-2550	Kit-Repair, Pump (Incl. Ref. #16-19, 22 & 25-27)	1
15	69-2280	Shaft/Gear-Idler	1	*	69-2560	Kit-Repair, Pump & Divider Incl. Ref. #2, 7, 9-10, 12, 16-19, 22, 25-27 & 29)	1
16	69-2320	Plate-Wear	1				
17	69-2260	Seal-Load	1				
18	69-2270	Seal-Pre-Load	1				
19	69-2350	Ring-Sealing	1				

\* Not Illustrated



T-0373-3

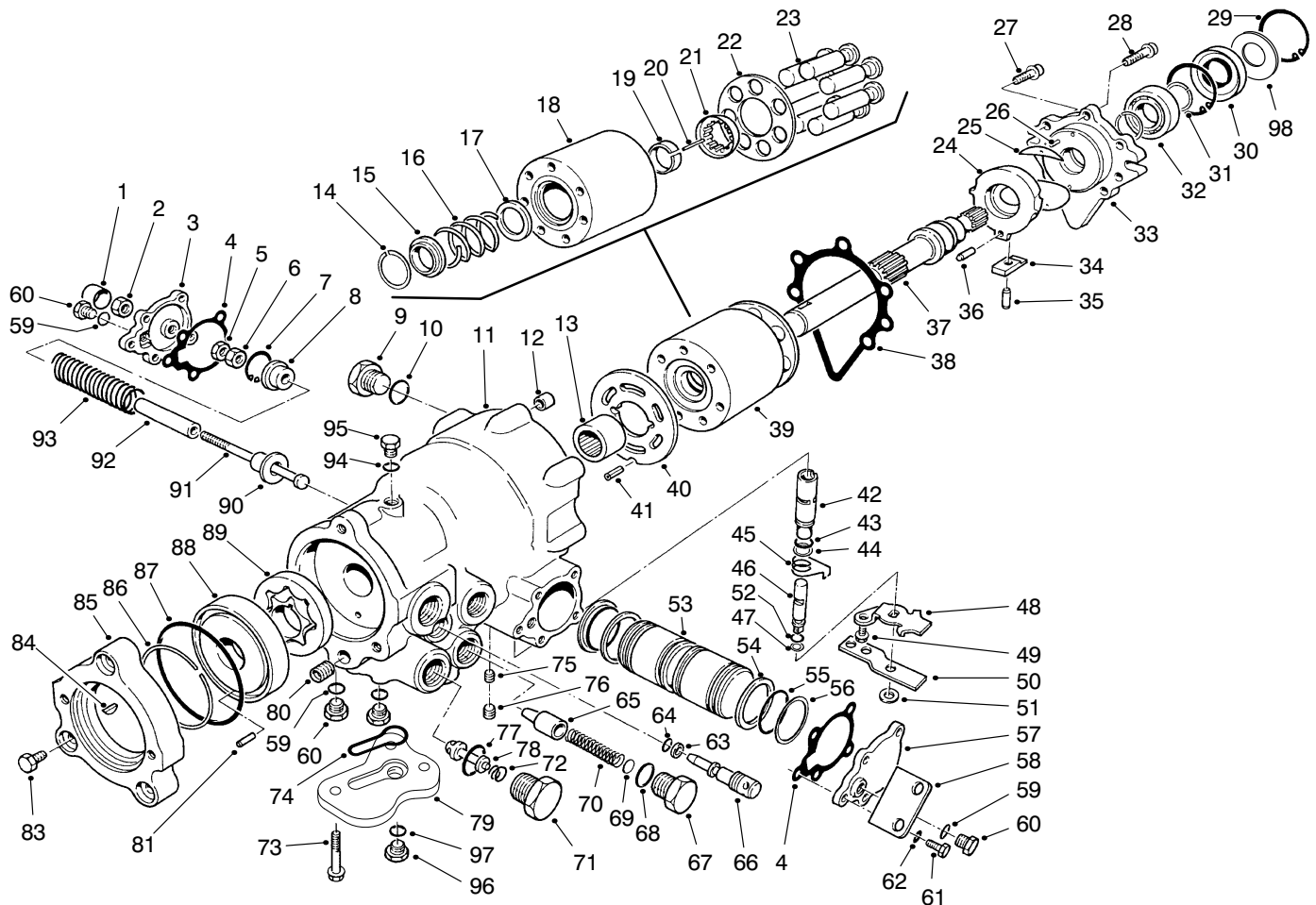
## VARIABLE DISPLACEMENT PUMP NO. 93-9322

Ref. No.	Part No.	Description	No. Used
1	69-3620	Cover-Servo Adjustment	1
2	69-3630	Nut Special	1
3	69-3640	Cover-Servo	1
4	69-3710	Gasket-Servo	2
5	69-3610	Nut-Jam	1
6	69-3600	Nut-Hex.	1
7	69-3590	Ring-Retaining	1
8	69-3580	Guide-Spring	1
9	69-3130	Plug (Incl. Ref. #10)	1
†10		O-Ring	1
†11		Housing-Pump	1
12	69-3230	Pin-Spring	1
13	69-3370	Bearing-Needle	1
†14		Ring-Retaining	1
†15		Washer	1
†16		Spring-Compression	1
†17		Washer	1
†18		Block-Cylinder	1
†19		Retainer	1
†20		Pin-Slipper Hold Down	3
†21		Guide-Retainer	1
†22		Guide-Slipper	1
†23		Asm-Piston	7
24	69-3250	Swashplate-Variable	1
25	69-3240	Bearing-Journal	2
26	94-2878	Pin	2
27	76-4590	Screw	6

Ref. No.	Part No.	Description	No. Used
28	69-3220	Screw	1
29	69-3200	Ring-Retaining	2
30	69-3190	Seal-Lip	1
31	69-3170	Ring-Retaining	2
32	69-3210	Bearing-Ball	1
33	76-4610	Cover	1
34	69-3500	Sleeve-Bearing	1
35	69-3510	Pin	1
36	69-3470	Pin	1
37	69-3180	Shaft Pump	1
38	76-4600	Gasket-Cover	1
39	69-3910	Asm-Cylinder Block (Incl. Ref #14-23)	1
40	93-9320	Plate-Valve LH	1
41	69-3450	Pin	1
42	69-3820	Sleeve-Control Valve	1
43	28-3590	O-Ring	1
44	28-3580	Ring-Back Up	1
45	69-3880	Spring-Neutral Return	1
46	69-3830	Spool-Rotary Valve	1
47	25-2630	Ring Back Up	1
48	69-3890	Bracket-Neutral Return	1
49	69-3860	Screw-HFH	1
50	69-3870	Handle-Control Valve	1
51	69-3900	Washer	1
52	69-3840	O-Ring	1
53	69-3650	Piston-Servo	1

† Not Serviceable Separately



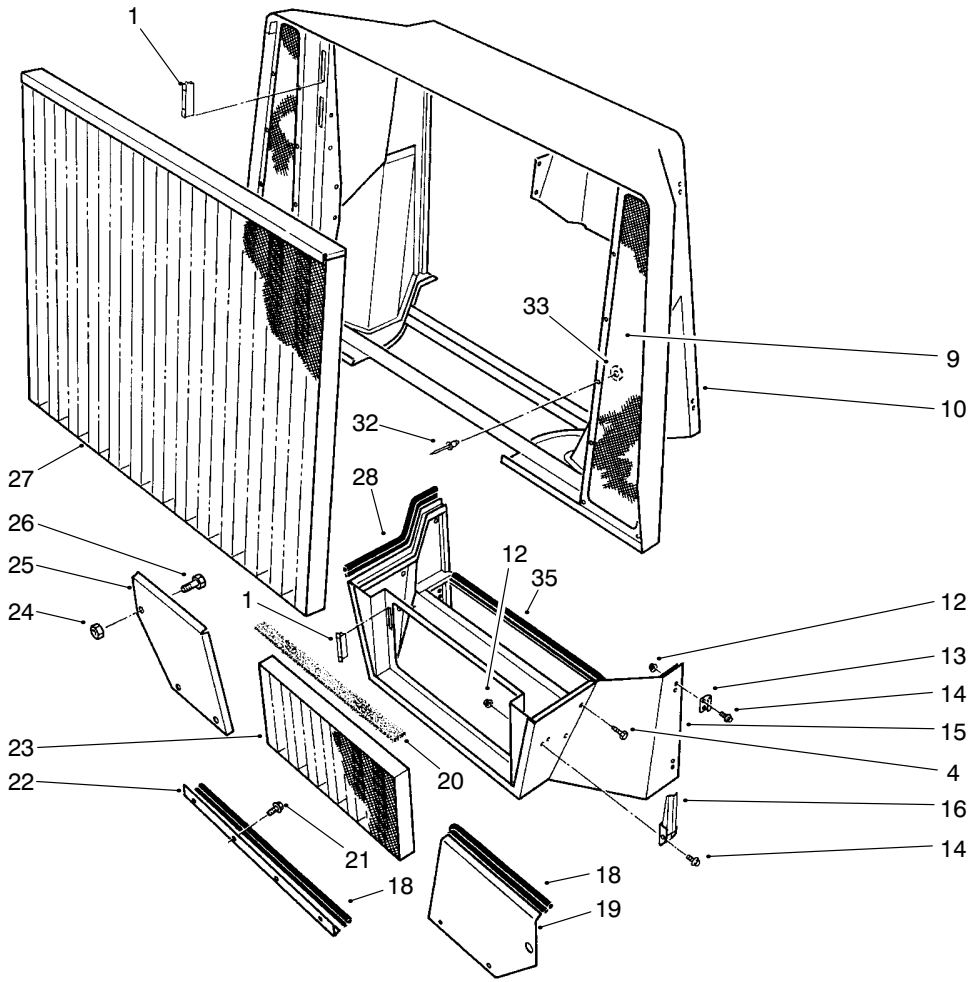


T-0373-3

## VARIABLE DISPLACEMENT PUMP NO. 93-9322 (Cont.)

Ref. No.	Part No.	Description	No. Used	Ref. No.	Part No.	Description	No. Used
54	69-3690	Bearing	2	76	285-17	Plug-Pipe	2
55	69-3560	O-Ring	2	77	69-3750	O-Ring	2
56	69-3570	Ring-Piston	2	78	69-3730	Valve-Relief (Incl. Ref. #71, 72 & 77)	2
57	69-3720	Cover Servo	1	79	94-9414	Adapter-Suction	1
58	69-3140	Bracket-Lifting	1	80	69-3460	Plug Expansion	1
†59		O-Ring	4	81	69-3550	Pin	1
60	69-3080	Plug (Incl. Ref. #59)	4	83	69-3400	Screw-HH	3
61	69-3150	Screw-HH	10	84	69-3430	Key-Woodruff	1
62	69-3070	Washer-Lock	10	85	69-3410	Adapter-A Flange	1
63	25-2630	Ring-Back Up	1	86	69-3420	Ring-Temper Load	1
64	237-22	O-Ring	1	87	69-3440	O-Ring	1
65	69-3800	Valve	1	88	69-3540	Cover-Gerotor	1
66	69-3810	Valve-By Pass	1	89	69-3390	Asm-Gerotor	1
67	69-3780	Plug (Incl. Ref. #68)	1	90	69-3700	Guide-Spring	1
68	237-80	O-Ring	1	91	69-3660	Screw-Special	1
69	69-3770	Shim	1	92	69-3680	Stop-Servo	1
70	69-3790	Spring Compression	1	93	69-3670	Spring-Compression	1
71	69-3760	Plug-Special (Incl. Ref. #77)	2	†94		O-Ring	1
72	69-3740	Spring-Compression	2	95	69-3120	Plug (Incl. Ref. #94)	1
73	94-9413	Screw	3	96	94-9415	Plug (Incl. Ref. #97)	1
74	94-9412	Seal-Adapter	1	†97		O-Ring	1
75	93-9321	Plug-Orifice	1	98	95-4400	Washer-Backup	1

† Not Serviceable Separately

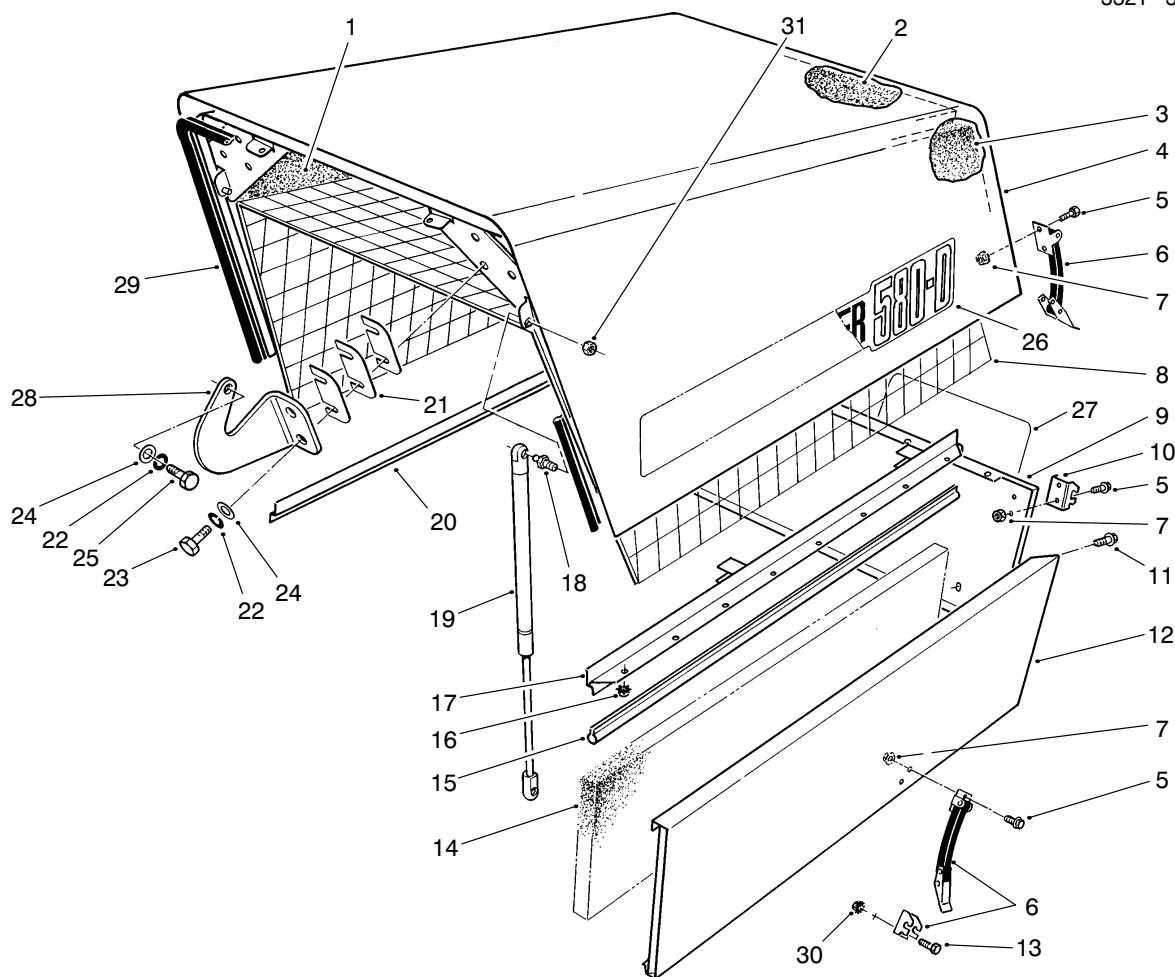


T-2813-1

### COWL ASSEMBLY

Ref. No.	Part No.	Description	No. Used
1	58-4250	Magnet	6
9	69-9650	Screen-Cowl	2
10	98-2365	Cowl-Radiator	1
12	3296-2	Nut-Lock	20
13	69-3030	Strike-Latch	8
14	3290-321	Screw-HWH	20
15	69-8690	Support-Grille	1
16	69-3020	Handle-Latch	2
18	69-9721	Strip-Sealing	3
19	75-9460	Bracket-Sealing LH	1
20	69-0040	Foam-Lower Grille	1

Ref. No.	Part No.	Description	No. Used
21	32144-11	Screw-HFH	8
22	75-9480	Bracket-Sealing Bottom	1
23	69-7150	Grille-Lower	1
24	32153-6	Nut Lock	2
25	75-9470	Bracket-Sealing RH	1
26	328-11	Screw-HH	2
27	69-7120	Grille-Upper	1
28	69-9720	Strip-Sealing	2
32	3269-15	Rivet-Pop	22
33	3269-6	Washer-Backup	22
35	69-9722	Trim-Sealing	1



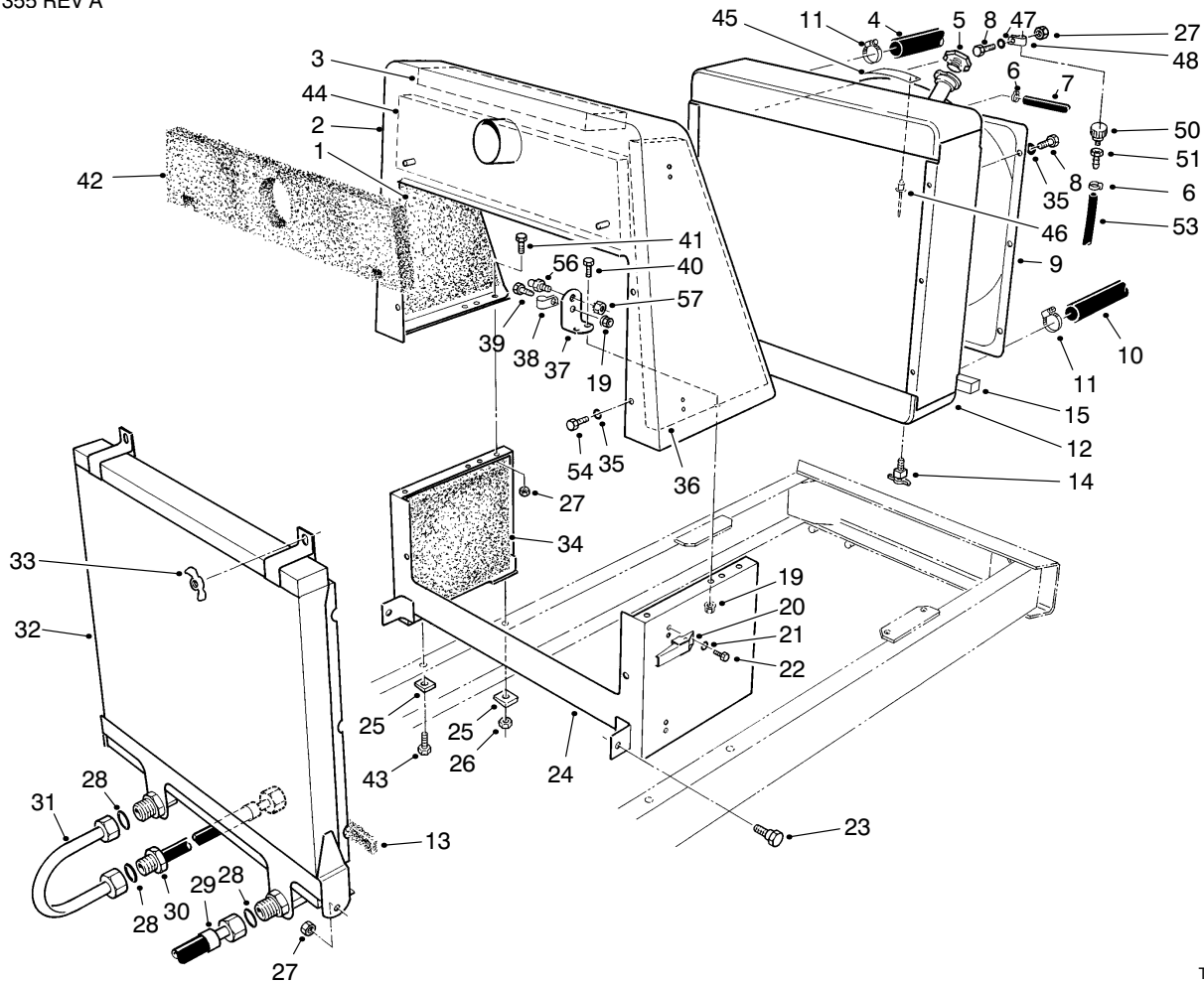
T-0360-1

## HOOD ASSEMBLY

Ref. No.	Part No.	Description	No. Used	Ref. No.	Part No.	Description	No. Used
1	71-0270	Foam-Hood Side RH	1	15	69-9723	Seal-Hood Bottom	2
2	71-0250	Foam-Hood Top	1	16	32149-2	Nut-Keps	16
3	71-0260	Foam-Hood Side LH	1	17	69-8230	Bracket-Trim LH	1
4	92-1772	Asm-Hood (Incl. Ref.#1-4, 8, 15-17, 20, 26 & 29)	1	18	88-6770	Stud-Ball	2
5	3290-321	Screw-HH	12	19	88-6760	Spring-Gas	2
6	69-3010	Strap-Hold Down (Incl. Ref. #10)	4	20	69-8250	Bracket-Trim R.H	1
7	3296-2	Nut-Lock	12	21	69-8500	Shim-Hinge Bracket	6
8	71-0060	Support-Foam	1	22	3253-21	Washer-Lock	6
9	69-9520	Panel-Rear	1	23	323-6	Screw-HH	4
†10		Latch-Hold-Down	4	24	3256-24	Washer-Flat	6
11	3234-14	Screw-HH	6	25	323-4	Screw-HH	2
12	69-1390	Panel-Side LH	1	26	69-0950	Decal-580D	2
*	69-1380	Panel-Side RH	1	27	66-6140	Decal-TORO	1
13	3290-134	Screw-HH	4	28	98-3026	Bracket-Hinge	2
14	71-0400	Foam-Side Panel	2	29	69-9724	Seal-Hood Front	1
				30	32149-7	Nut	4
				31	32152-1	Nut	2

\* Not Illustrated

† Not Serviceable Separately

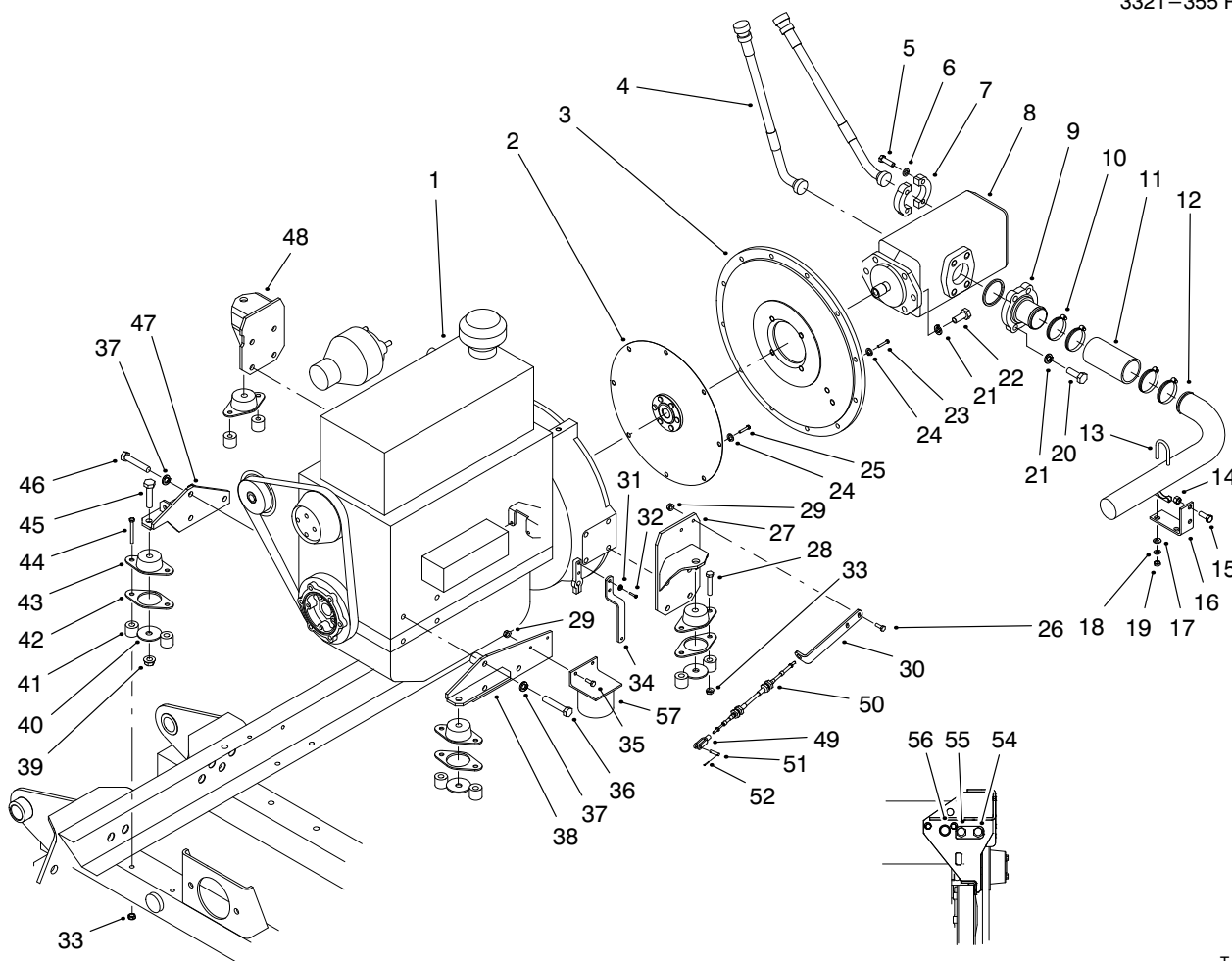


T-2807-1

## RADIATOR & OIL COOLER ASSEMBLY

Ref. No.	Part No.	Description	No. Used
1	71-0350	Foam-Rad. Support RH	1
2	69-8590	Support-Radiator Upper	1
3	71-0360	Foam-Rad. Support Top	1
4	98-7320	Hose-Upper Radiator	1
5	66-3241	Cap-Radiator	1
6	2412-108	Clamp-Hose	2
7	23-2140	Hose-Radiator Vent	1
8	323-34	Screw-HH	7
9	98-7318	Shroud-Fan (Incl. Ref. #45 & 46)	1
10	95-6456	Hose-Lower Radiator	1
11	2412-92	Clamp-Hose	4
12	98-7311	Radiator	1
13	71-0210	Foam-Radiator Seal	1
14	304-46	Valve-Drain	1
15	98-7348	Foam-Seal	2
19	32128-20	Nut-HHF	5
20	69-3020	Latch	8
21	3253-2	Washer-Lock	16
22	3290-321	Screw-HH	16
23	46-3380	Bolt-Shoulder	2
24	69-7100	Support-Radiator Lower	1
25	3290-216	Washer-Bevel	4
26	32153-5	Nut-Lock	4
27	32152-2	Nut-Lock	7
28	340-65	O-Ring	3
29	69-5620	Hose-Hydraulic	1

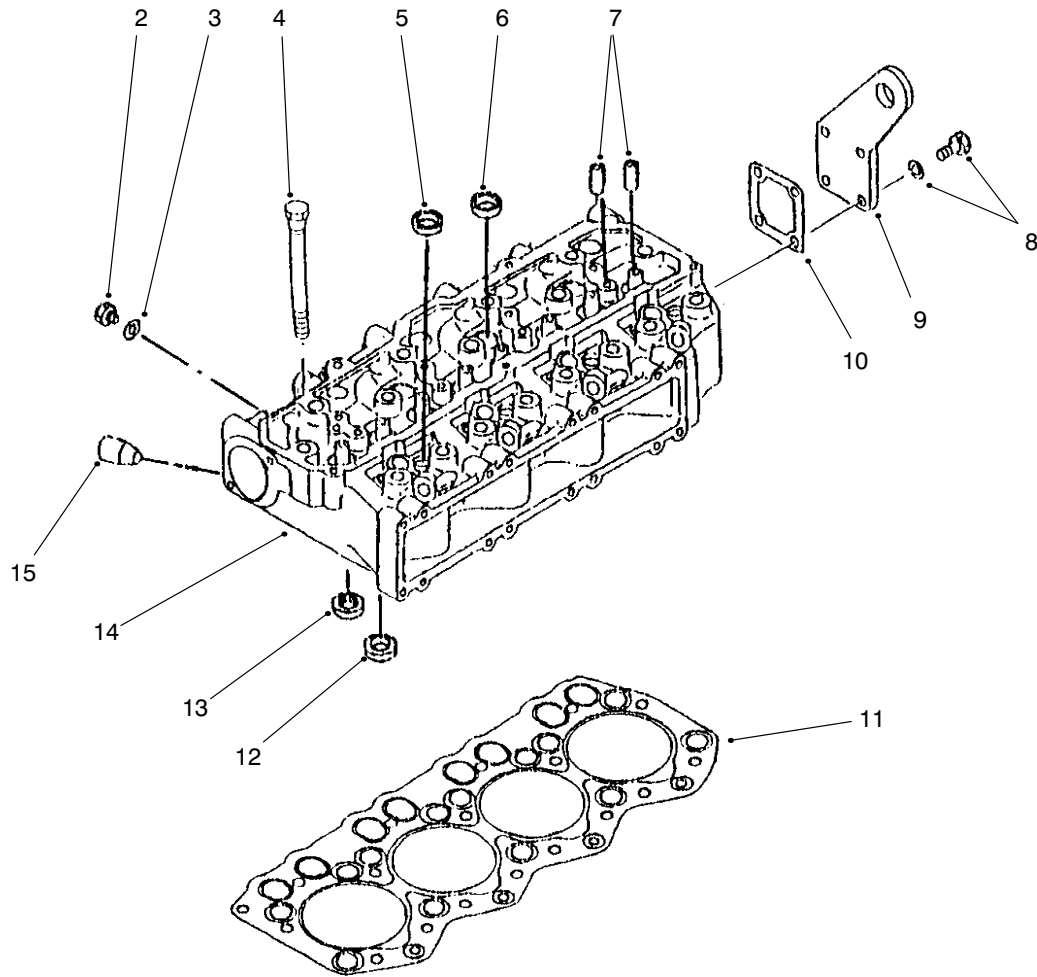
Ref. No.	Part No.	Description	No. Used
30	69-8450	Hose-Hydraulic (Incl. Ref. #28)	1
31	69-5900	Tube-Hydraulic	1
32	69-1670	Cooler-Oil (Incl. Ref. #28)	1
33	32103-3	Nut-Wing	2
34	71-0370	Foam-Lower Rad. Support	2
35	3253-21	Washer-Lock	12
36	71-0340	Foam-Rad. Support LH	1
37	88-9450	Bracket-Hood Cylinder	2
38	2412-41	Clamp-R	1
39	322-5	Screw-HH	1
40	322-6	Screw-HH	4
41	323-7	Screw-HH	4
42	71-0380	Foam-Rad. Support Front	1
43	325-6	Screw-HH	4
44	71-0390	Foam-Rad. Support Rear	1
45	76-8750	Plate-Caution	2
46	3290-274	Rivet-Pop	4
47	3256-56	Washer-Flat	2
48	2412-147	Clamp-R	1
50	68-6150	Breather	1
51	354-95	Fitting	1
53	71-2680	Hose-Vent	1
54	32144-69	Screw-HWH	6
56	88-6770	Stud-Ball	2
57	32152-1	Nut-Lock	2



T-2835-2

## ENGINE INSTALLATION ASSEMBLY

Ref. No.	Part No.	Description	No. Used	Ref. No.	Part No.	Description	No. Used
1	95-6499	Asm-Engine	1	29	32149-2	Nut-Lock	10
2	98-0826	Asm-Coupler	1	30	69-8490	Bracket-Throttle Cable	1
3	95-6481	Plate-Pump Adapter	1	31	3253-3	Washer-Lock	2
4	98-0655	Asm-Hose	2	32	33113-016	Screw-HH	2
5	323-7	Screw-HH	8	33	32128-21	Nut-HFH	8
6	3253-21	Washer-Lock	8	34	95-6489	Bracket-Throttle	1
7	353-992	Flange-Split	4	35	321-4	Screw-HH	2
8	69-2050	Pump-Gear, Double	1	36	33116-050	Screw-HH	3
9	354-42	Flange-Split, Half	2	37	3253-7	Washer-Lock	6
10	2412-129	Clamp-Hose	8	38	95-6470	Asm-Mount LH	1
11	69-5640	Hose-Suction	2	39	32128-23	Nut-HHF	4
12	94-1891	Tube-Suction	1	40	98-3023	Washer	4
13	20-4840	Clamp-Muffler	2	41	95-6486	Spacer-Mount	8
14	32152-2	Nut-Lock	4	42	98-0830	Retainer-Mount	4
15	323-6	Screw-HH	4	43	98-3024	Mount-Engine	4
16	69-9220	Bracket-Suction Tube	2	44	323-38	Screw-HH	4
17	3256-23	Washer-Flat	4	45	325-9	Screw-HH	4
18	3253-4	Washer-Lock	4	46	33116-030	Screw-HH	3
19	3217-6	Nut-Hex.	4	47	95-6467	Asm-Mount RH	1
20	325-6	Screw-HH	8	48	95-6465	Asm-Mount Rear	1
21	3253-7	Washer-Lock	12	49	282-28	Clevis-Adjustable	1
22	3213-2	Screw-HH	4	50	77-2990	Cable-Throttle	1
23	33115-030	Screw-HH	12	51	69-0090	Pin-Throttle	1
24	3253-6	Washer-Lock	20	52	3272-1	Pin-Cotter	1
25	33115-025	Screw-HH	8	54	93-3526	Switch	1
26	321-6	Screw-HH	2	55	67-4510	Gauge Unit	1
27	95-6465	Asm-Mount, LH Rear	1	56	51-5070	Switch	1
28	323-10	Screw-HH	8	57	69-1750	Asm-Fuel Filter	1

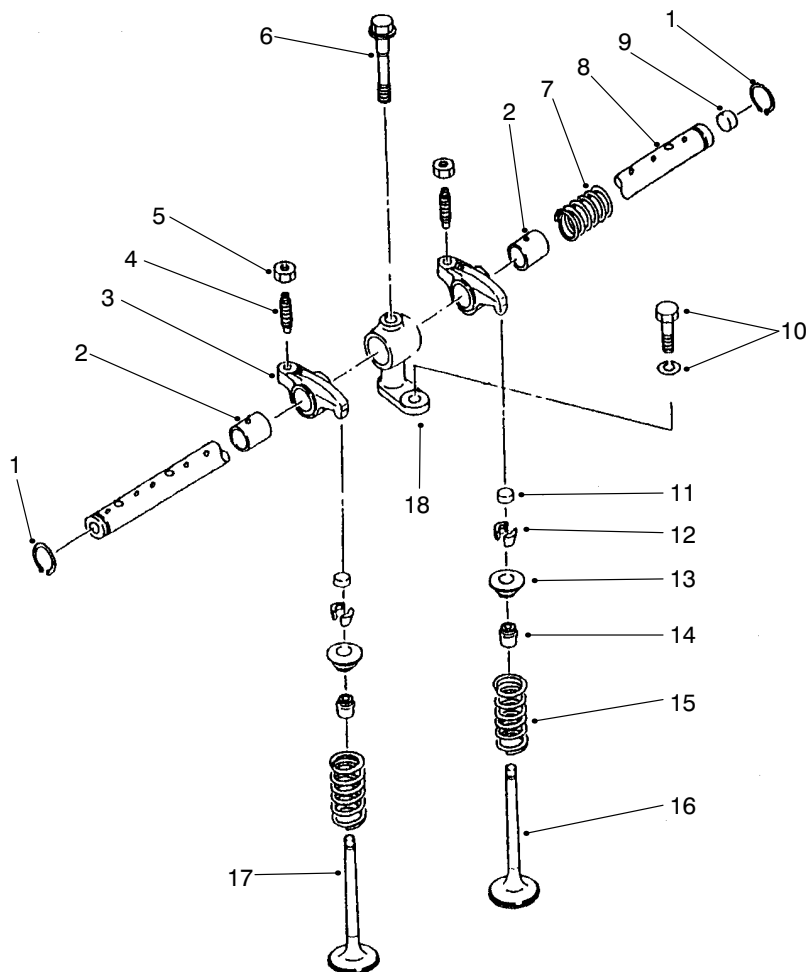


T-2949

## CYLINDER HEAD ASSEMBLY

Ref. No.	Part No.	Description	No. Used	Ref. No.	Part No.	Description	No. Used
2	99-1812	Plug-Drain	1	11	99-1807	Gasket-Head, Cylinder	1
3	99-1813	Gasket	1	12	99-1804	Seat-Valve, Inlet	4
4	99-1806	Bolt-Cylinder Head	17	13	99-1805	Seat-Valve, Exhaust	4
5	99-1801	Cap-Sealing 20mm	12	14		Head-Cylinder	1
6	99-1802	Cap-Sealing 25mm	7	15		Plug	1
7	99-1803	Guide-Valve	8	*	99-1800	Asm-Head, Cylinder (Incl. Ref. #2-3, 5-7 & 12-14)	1
8	99-1811	Bolt-W/Washer	4				
9	99-1808	Eye-Lifting, Rear	1				
10	99-1809	Gasket-Head, Rear	1				

\* Not Illustrated

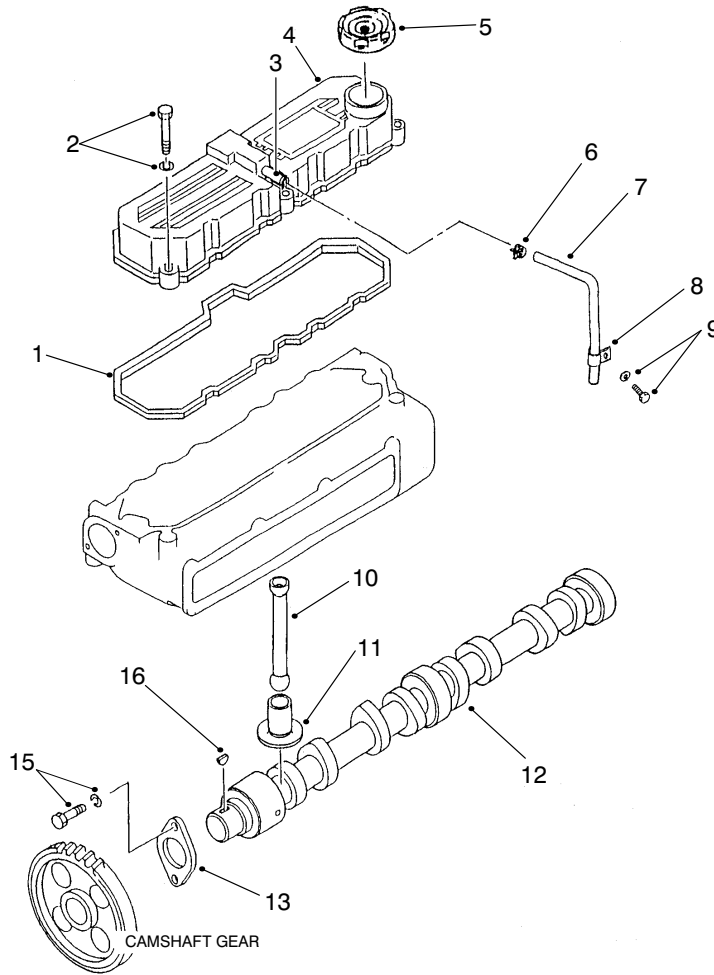


T-2950

## VALVE MECHANISM ASSEMBLY

Ref. No.	Part No.	Description	No. Used	Ref. No.	Part No.	Description	No. Used
1	99-1822	Ring-Snap	2	13	99-1816	Retainer-Upper	8
2		Bushing-Rocker	8	14	99-1817	Seal-Stem, Valve	8
3		Rocker	8	15	51-5320	Spring-Valve	8
4	93-3401	Screw-Rocker	8	16	99-1815	Valve-Exhaust	4
5	70-2970	Nut-Jam	8	17	99-1814	Valve-Inlet	4
6	99-1824	Bolt-Rocker Bracket	4	18	99-1823	Bracket-Shaft, Rocker	4
7	99-1820	Spring-Rocker	3	*	99-1818	Asm-Rocker & Shaft (Incl. Ref. #1-9)	1
8		Shaft-Rocker	1	*	99-1819	Asm-Rocker (Incl. Ref. #2-5)	8
9		Plug-Shaft, Rocker	2	*	99-1821	Asm-Shaft, Rocker (Incl. Ref. #8-9)	1
10	99-1825	Bolt-W/Washer	4				
11	51-5280	Cap	8				
12	60-7420	Cotter-Valve	16				

\* Not Illustrated



T-2951

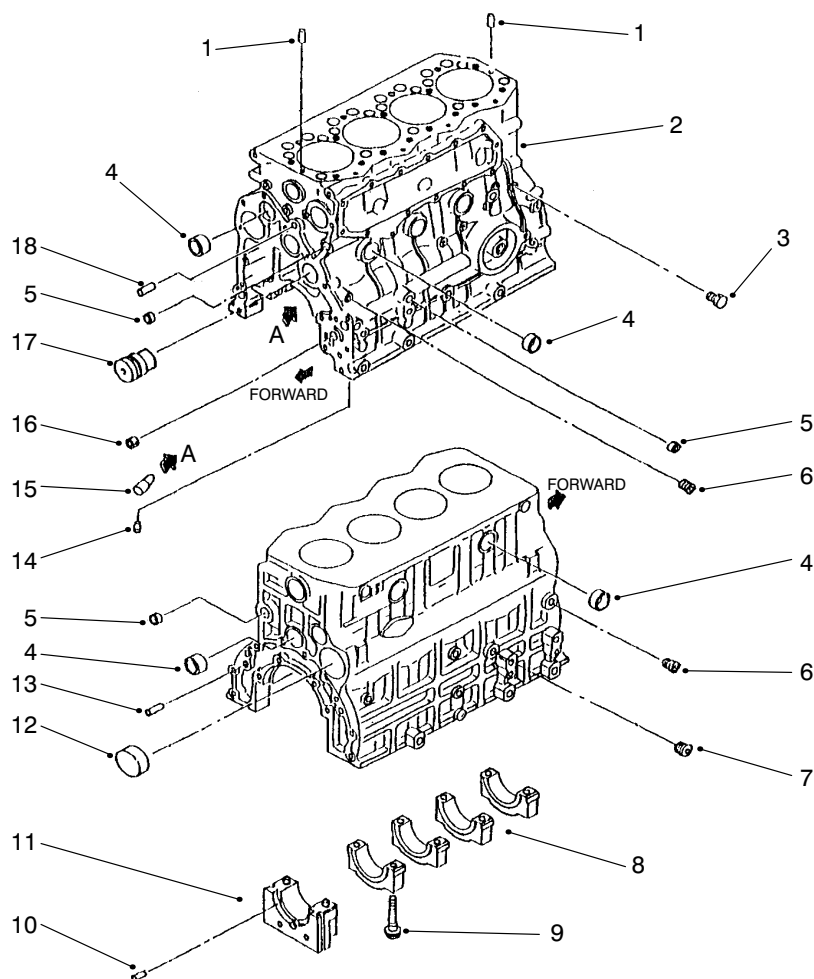
## ROCKER COVER & CAMSHAFT ASSEMBLY

Ref. No.	Part No.	Description	No. Used
1	99-1827	Gasket-Rocker	1
2	99-1828	Bolt-W/Washer	5
3		Pipe	1
4		Cover-Rocker	1
5	42-7420	Cap-Filter, Oil	1
6	99-1833	Clip-Hose	1
7	99-1834	Hose-Breather	1
8	99-1835	Clip	1
9	99-1836	Bolt-W/Washer	1

Ref. No.	Part No.	Description	No. Used
10	99-1832	Rod-Push	8
11	99-1831	Tappet	8
12	99-1829	Camshaft	1
13	60-7390	Plate-Thrust	1
15	99-1830	Bolt-W/Washer	2
16	51-5460	Key-Woodruff	1
*	99-1826	Asm-Cover, Rocker (Incl. Ref. #3-4)	1

\* Not Illustrated



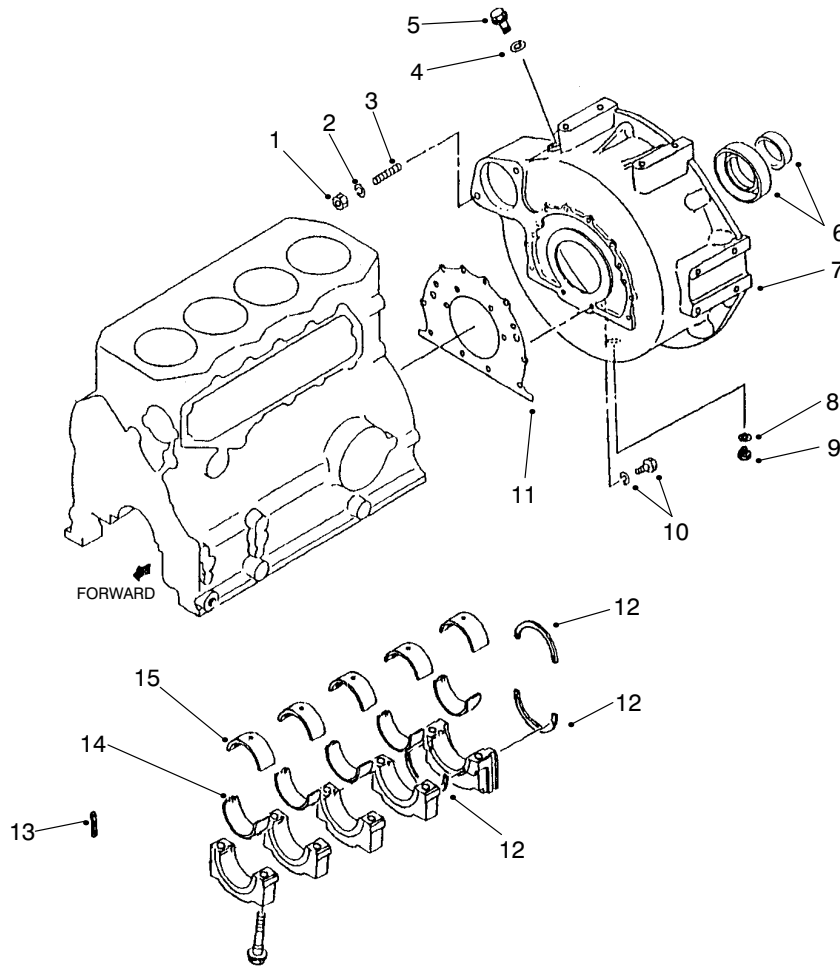


T-2952

## CRANKCASE ASSEMBLY

Ref. No.	Part No.	Description	No. Used	Ref. No.	Part No.	Description	No. Used
1	93-3365	Pin-Dowel	2	11		Cap-Bearing	1
2		Crankcase	1	12	99-1840	Plug-Cam	1
3	99-1845	Plug-Taper	1	13	70-3000	Pin-Dowel	2
4	51-5600	Cap-Sealing	10	14		Plug	3
5	70-3370	Cap-Sealing	6	15	99-1839	Valve-Check	4
6	67-2570	Plug-Taper	5	16	99-1843	Bushing	1
7	56-0100	Plug-Taper	1	17	99-1844	Shaft-Idler	1
8		Cap-Bearing	4	18	99-1841	Pin-Dowel	1
9	99-1838	Bolt-Cap, Bearing	10	*	99-1837	Asm-Crankcase (Incl. Ref. #1-18)	1
10	99-1842	Pin-Spring	6				

\* Not Illustrated



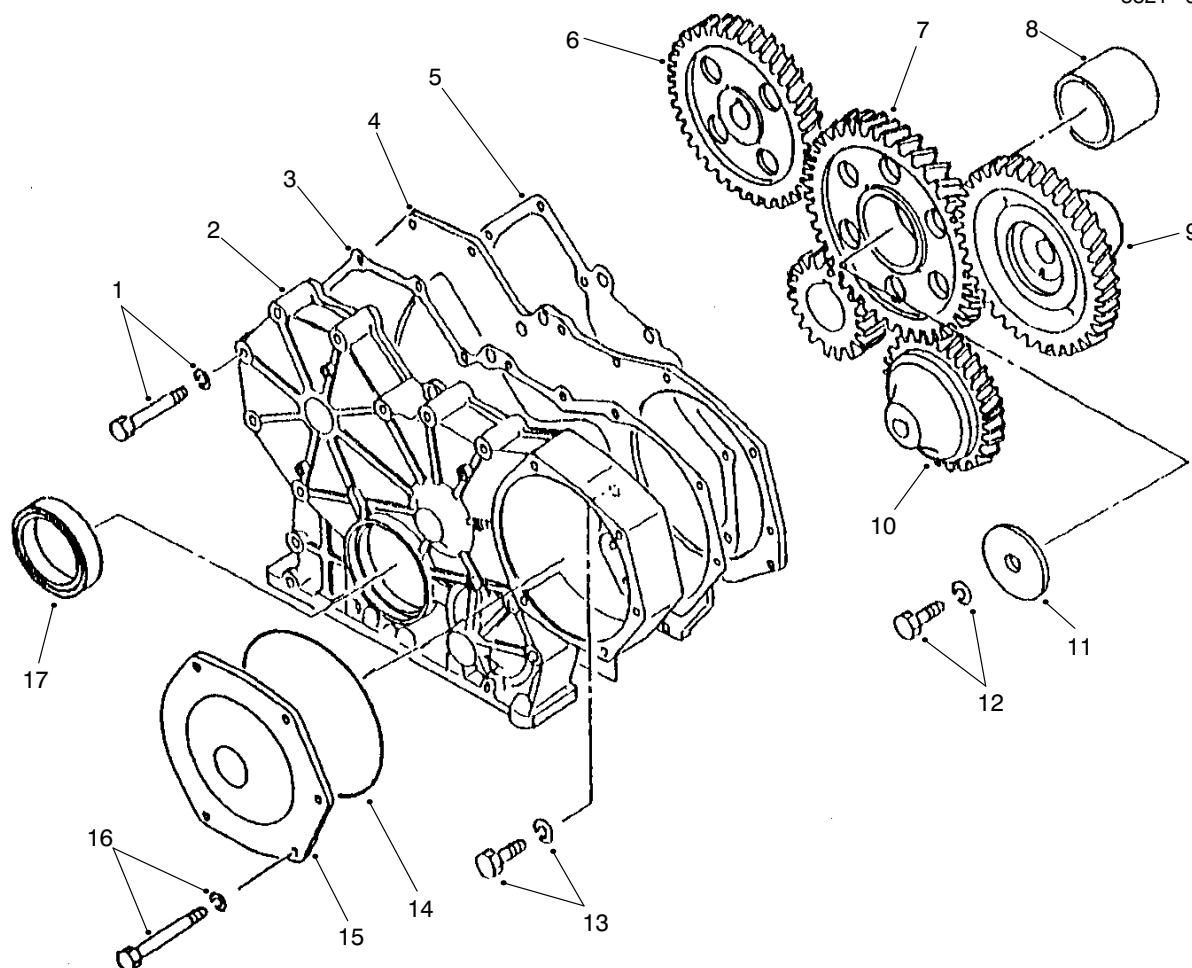
T-2953

## FLYWHEEL HOUSING & MAIN METAL ASSEMBLY

Ref. No.	Part No.	Description	No. Used
1	51-8670	Nut-Lock	2
2	51-6390	Washer-Spring	2
3	99-1858	Stud	2
4	99-1813	Gasket	1
5	99-1812	Plug-Drain	1
6	60-7430	Seal-Oil	1
7	99-1854	Housing-Flywheel	1
8	42-7290	Gasket	1
9	67-2520	Plug-Drain	1
10	99-1856	Bolt-W/Washer	10
10	99-1857	Bolt-W/Washer	2
11	99-1855	Gasket-Rear	1
12	99-1850	Plate-Thrust Std.	3

Ref. No.	Part No.	Description	No. Used
12	99-1851	Plate-Thrust O.S. 0.15	1
12	99-1852	Plate-Thrust O.S. 0.30	1
13	99-1853	Seal-Side	2
14		Set-Metal, Main	5
15		Set-Metal, Main	5
*	99-1846	Set-Metal, Main Std. (Incl. Ref. #14-15)	1
*	99-1847	Set-Metal, Main U.S. 0.25 (Incl. Ref. #14-15)	1
*	99-1848	Set-Metal, Main U.S. 0.50 (Incl. Ref. #14-15)	1
*	99-1849	Set-Metal, Main U.S. 0.75 (Incl. Ref. #14-145)	1

\* Not Illustrated

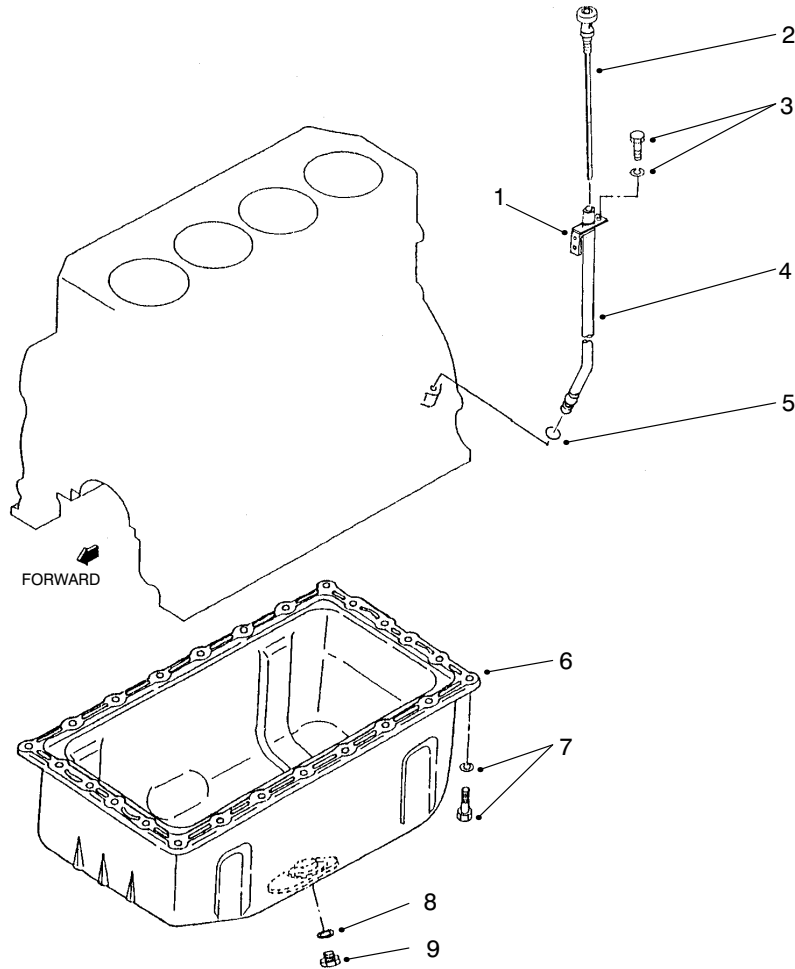


T-2954

## TIMING GEAR CASE & TIMING GEAR ASSEMBLY

Ref. No.	Part No.	Description	No. Used	Ref. No.	Part No.	Description	No. Used
1	99-1864	Bolt-W/Washer	13	11	99-1871	Plate-Thrust	1
2	99-1861	Case-Gear, Timing	1	12	99-1872	Bolt-W/Washer	1
3	99-1862	Gasket-Gear	1	13	99-1830	Bolt-W/Washer	5
4	99-1859	Plate-Front	1	14	99-1865	O-Ring	1
5	99-1860	Gasket-Front Plate	1	15	99-1863	Cover-Gear, Case	1
6	99-1868	Gear-Camshaft	1	16	99-1866	Bolt-W/Washer	5
7		Gear-Idler	1	17	99-1867	Seal-Oil	1
8		Bushing	1	*	99-1870	Asm-Idler, Gear (Incl. Ref. #7-8)	1
9	99-1869	Gear-Pump, Injection	1				
10	99-1873	Gear-Pump, Oil	1				

\* Not Illustrated

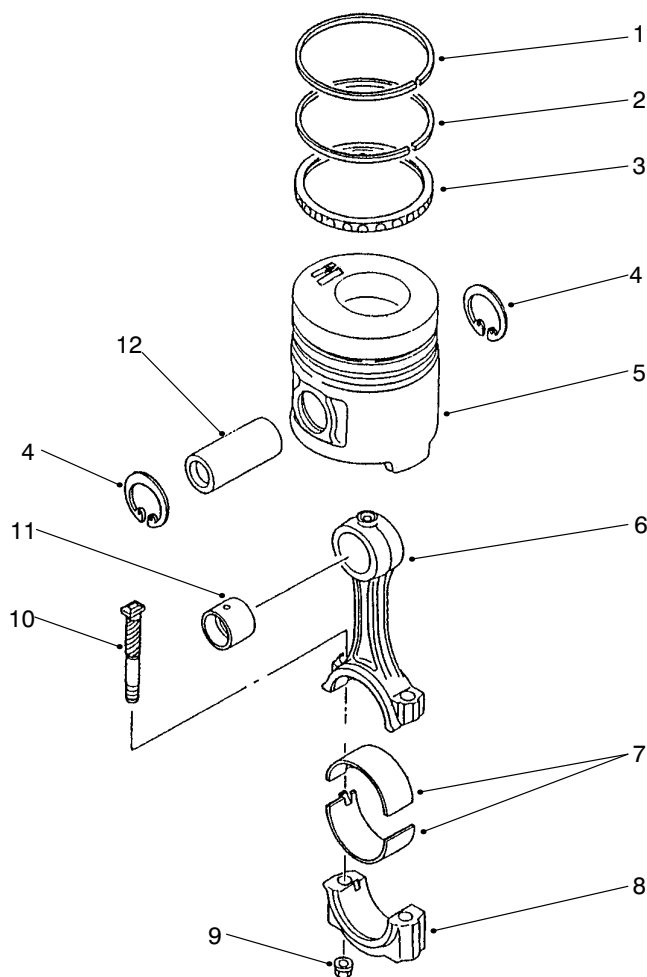


T-2955

## OIL PAN & OIL LEVEL ASSEMBLY

Ref. No.	Part No.	Description	No. Used	Ref. No.	Part No.	Description	No. Used
1	99-1877	Bracket-Gage Guide	1	7	99-1830	Bolt-W/Washer	26
2	99-1875	Gage-Oil Level	1	8	68-6430	Gasket	1
3	99-1879	Bolt-W/Washer	1	9	68-6420	Plug-Drain	1
4	99-1876	Guide-Oil Level Gage	1	*	99-1874	Asm-Pan, Oil (Incl. Ref. #6, 8 & 9)	1
5	99-1878	O-Ring	1				
6		Pan-Oil	1				

\* Not Illustrated

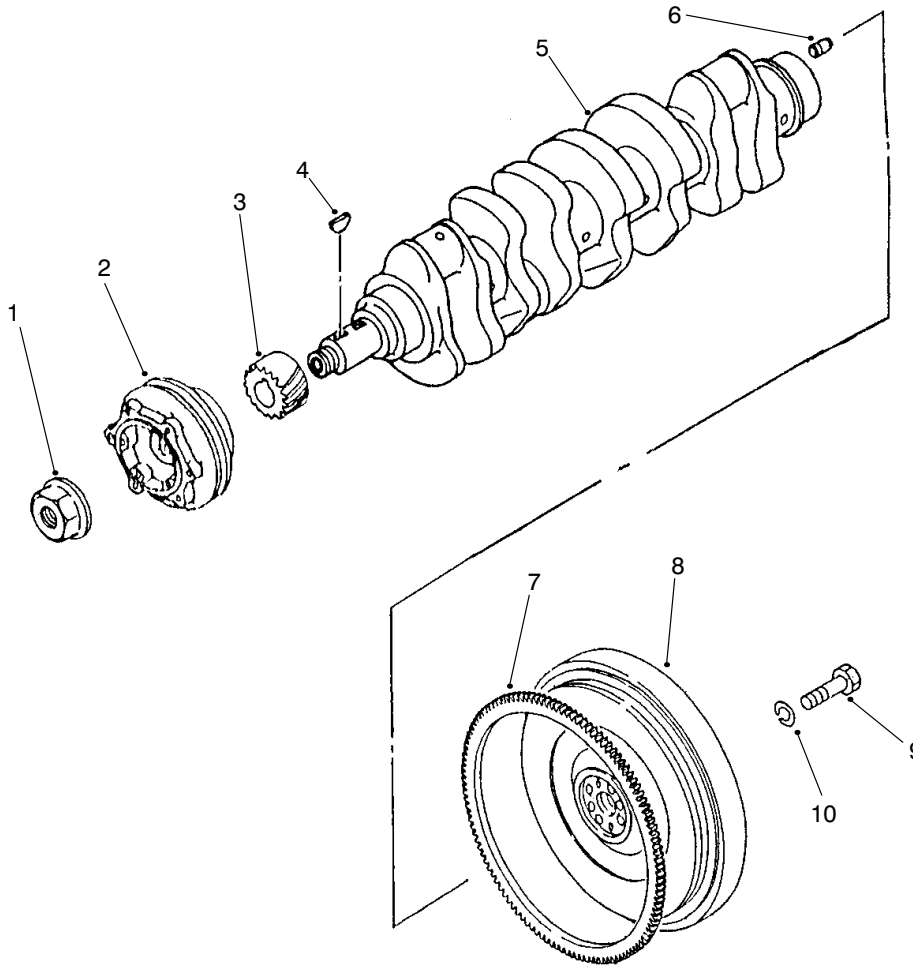


T-2956

## PISTON & CONNECTING ROD ASSEMBLY

Ref. No.	Part No.	Description	No. Used	Ref. No.	Part No.	Description	No. Used
1		Ring No. 1	4	7	99-1892	Set-Metal O.S. 0.25	1
*	99-1884	Ring-Piston O.S. 0.25 (Incl. Ref. #1-3)	4	7	99-1893	Set-Metal O.S. 0.50	1
2		Ring No. 2	4	7	99-1894	Set-Metal O.S. 0.75	1
*	99-1885	Ring-Piston O.S. 0.50 (Incl. Ref. #1-3)	4	8		Cap-Connecting Rod	4
3		Ring-Oil	4	9	51-6230	Nut	8
4	99-1887	Ring-Snap	8	10	99-1889	Bolt-Connecting	8
5	99-1880	Piston-Std.	4	11	99-1890	Bushing-Rod, Connecting	8
5	99-1881	Piston-O.S. 0.25	4	12	99-1886	Pin-Piston	4
5	99-1882	Piston-O.S. 0.50	4	*	99-1888	Asm-Rod, Connecting (Incl. Ref. #6-11)	4
6		Rod-Connecting	4	*	99-1883	Set-Ring, Piston Std (Incl. Ref. #1-3)	4
7	99-1891	Set-Metal Std.	1				

\* Not Illustrated



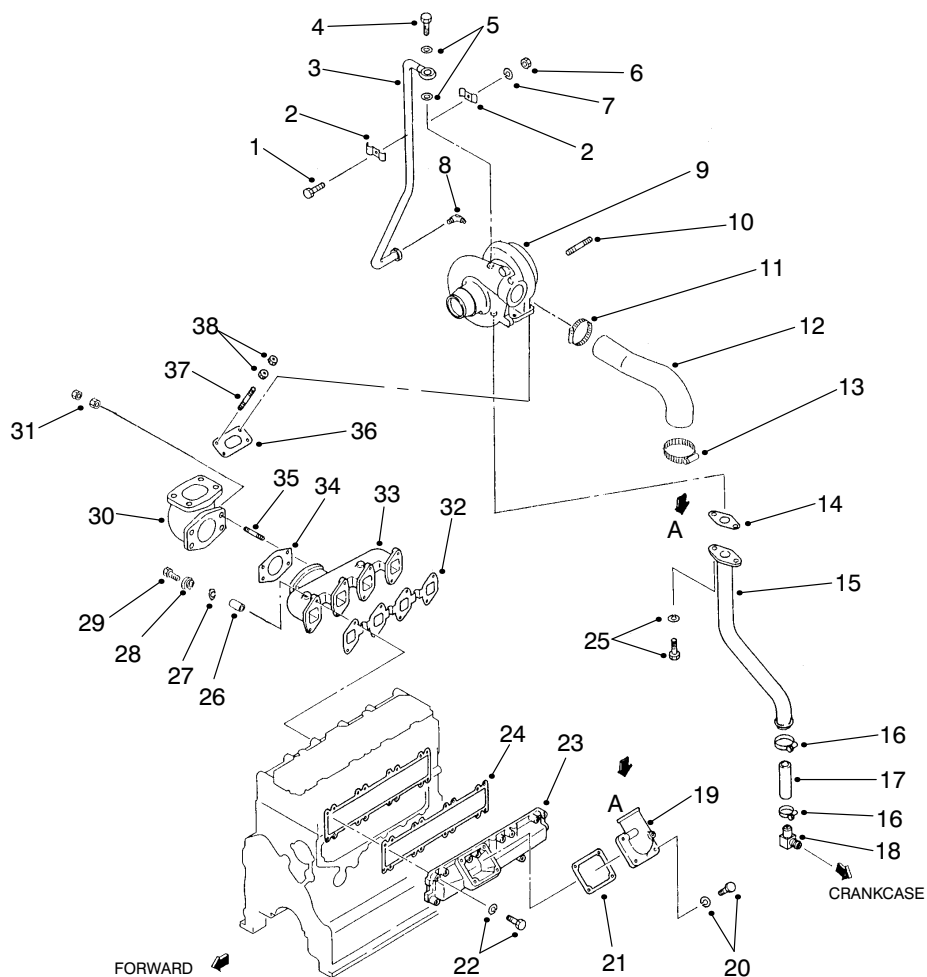
T-2957

## CRANKSHAFT & FLYWHEEL ASSEMBLY

Ref. No.	Part No.	Description	No. Used
1	99-1897	Nut-Crankshaft	1
2	99-1896	Pulley-Crankshaft	1
3	99-1898	Gear-Crankshaft	1
4	51-5460	Key-Woodruff	2
5		Crankshaft	1
6	51-6300	Pin-Dowel	2
7	99-2100	Gear-Ring	1

Ref. No.	Part No.	Description	No. Used
8		Flywheel	1
9	70-2880	Bolt	4
10	51-8610	Washer-Spring	4
*	99-1895	Asm-Crankshaft (Incl. Ref. #1-6)	1
*	99-1899	Asm-Flywheel (Incl. Ref. #7-8)	1

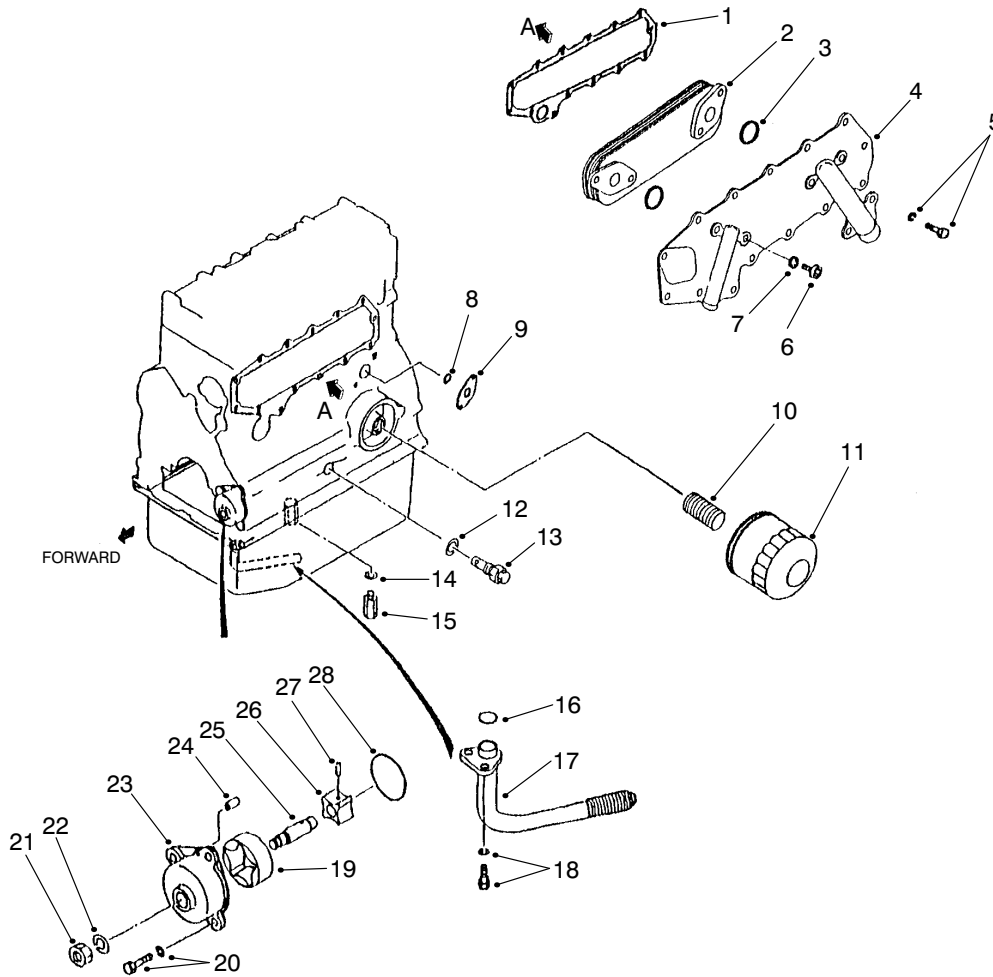
\* Not Illustrated



T-2958

## INLET & EXHAUST MANIFOLD ASSEMBLY

Ref. No.	Part No.	Description	No. Used	Ref. No.	Part No.	Description	No. Used
1	60-7290	Bolt	1	20	99-1879	Bolt-W/Washer	4
2	99-2125	Clamp	2	21	99-2104	Gasket-Heater, Air	1
3	99-2119	Pipe-Oil	1	22	99-1828	Bolt/W/Washer	16
4	70-4980	Bolt-Eye	1	23	99-2101	Asm-Inlet, Manifold	1
5	70-3060	Gasket	2	24	99-2102	Gasket-Manifold, Inlet	1
6	99-2126	Nut	1	25	99-2122	Bolt-W/Washer	2
7	51-7400	Washer-Spring	1	26	99-2109	Spacer	8
8	99-2120	Elbow	1	27	51-7250	Washer-Spring	8
9	99-2124	Asm-Turbocharger	1	28	99-2110	Washer	8
10	99-2115	Stud	3	29	99-2111	Bolt/W/Washer	8
11	99-2117	Clamp	1	30	99-2106	Pipe-Exhaust	1
12	99-2116	Hose-Air	1	31	60-7120	Nut	8
13	70-3440	Clamp	1	32	99-2107	Gasket-Exhaust, Manifold	1
14	99-2121	Gasket-Pipe, Drain	1	33	99-2108	Asm-Exhaust, Manifold	1
15	99-2118	Pipe-Drain, Oil	1	34	99-2105	Gasket-Exhaust	1
16	70-3090	Clamp-Hose	2	35	70-3480	Stud	4
17	99-2123	Hose-Oil	1	36	99-2114	Gasket-Exhaust	1
18	70-5310	Elbow	1	37	99-2112	Stud	4
19	99-2103	Elbow-Air Inlet	1	38	99-2113	Nut-Lock	8



T-2959

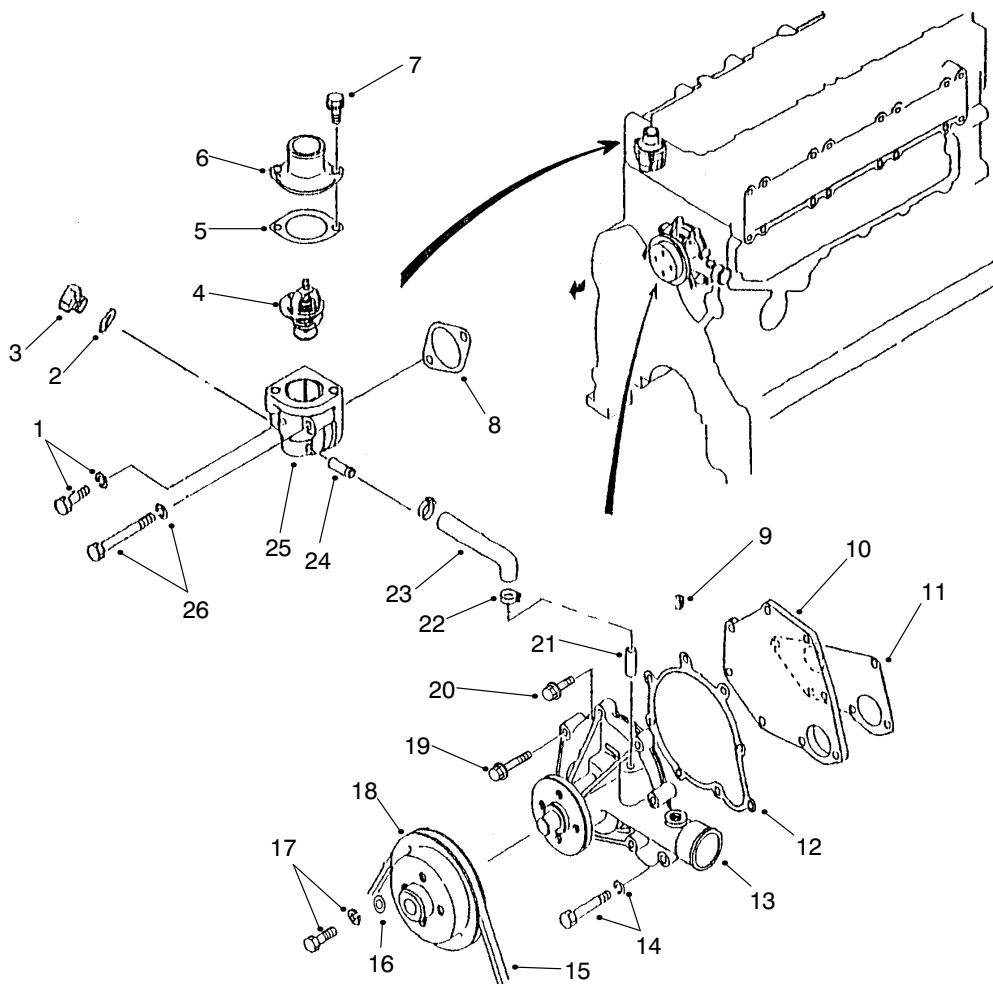
## OIL SYSTEM ASSEMBLY

Ref. No.	Part No.	Description	No. Used
1	99-2139	Gasket-Cover, Side	1
2	99-2136	Asm-Element	1
3	99-2141	O-Ring	2
4		Asm-Case	1
5	99-1879	Bolt-W/Washer	16
6	99-2138	Bolt-Cooler, Oil	4
7	99-2142	Gasket	4
8	99-2131	O-Ring	2
9	99-2140	Gasket	1
10	99-2144	Union-Filter, Oil	1
11	99-2143	Cartridge-Oil	1
12	93-3417	Gasket	1
13	99-2132	Valve	1
14	99-2134	Gasket	1
15	99-2133	Valve	1
16	99-2131	O-Ring	1
17	99-2130	Strainer-Oil	1

Ref. No.	Part No.	Description	No. Used
18	99-1830	Bolt/W/Washer	2
19		Rotor-Outer	1
20	99-1879	Bolt-W/Washer	4
21	99-2129	Nut-Jam	1
22	51-6390	Washer-Spring	1
23		Case-Oil Pump	1
24		Pin-Dowel	2
25		Shaft-Pump, Oil	1
26		Rotor-Inner	1
27		Pin	1
28	99-2128	O-Ring	1
*	99-2127	Asm-Pump, Oil (Incl. Ref. #19 & 23-27)	1
*	99-2137	Asm-Case	1
*	99-2135	Asm-Cooler, Oil (Incl. Ref. #2-4 & 6-7)	1

\* Not Illustrated



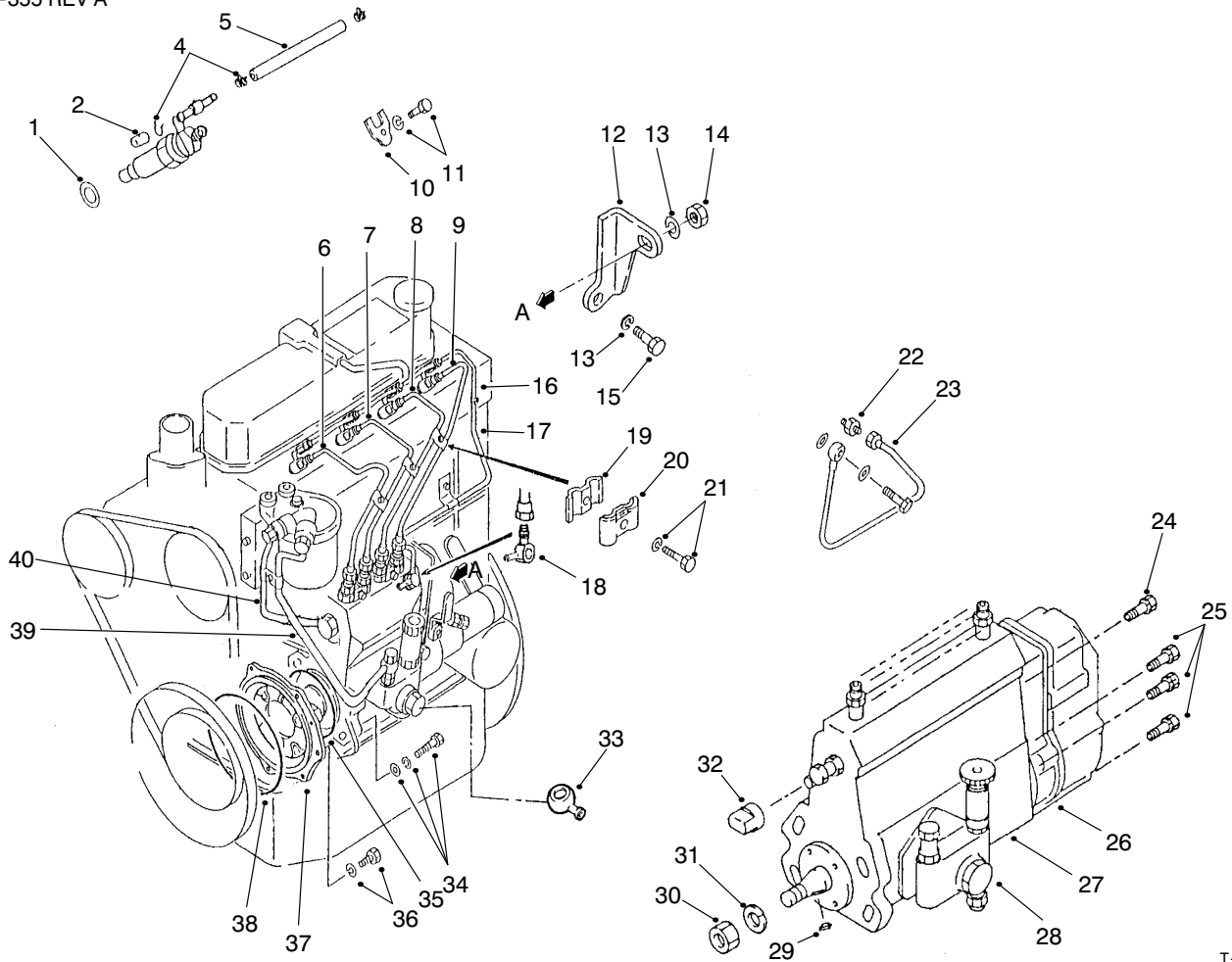


T-2960

## COOLING SYSTEM ASSEMBLY

Ref. No.	Part No.	Description	No. Used	Ref. No.	Part No.	Description	No. Used
1	99-2150	Bolt-W/Washer	1	18	99-2149	Pulley-Pump, Water	1
2	99-1813	Gasket	2	19	99-2151	Bolt-Flange	1
3	99-1812	Plug-Drain	2	20	92-2133	Bolt-Flange	2
4	99-2155	Thermostat	1	21		Pipe-Water	1
5	99-2154	Gasket-Thermostat	1	22	93-4297	Clamp-Hose	2
6	99-2153	Cover-Thermostat	1	23	99-2152	Hose-By-Pass	1
7	92-2133	Bolt-Flange	2	24		Pipe	1
8	51-7210	Gasket	1	25		Case	1
9		Plug-Tapered	1	26	99-2158	Bolt-W/Washer	1
10	99-2146	Cover-Pump, Water	1	*	99-2157	Asm-Thermostat (Incl. Ref. #4-7 & 24-25)	1
11	99-2148	Gasket-Pump, Water	1	*	99-2145	Asm-Pump, Water (Incl. Ref. #9-10, 12-13 & 19-21)	1
12	99-2147	Gasket-Cover, Pump	1	*	99-2156	Asm-Case, Thermostat (Incl. Ref. #24-25)	1
13		Case-Pump, Water	1				
14	99-2150	Bolt-W/Washer	5				
15	99-2159	Belt-Raw Edge	1				
16	51-5160	Washer	4				
17	99-2160	Bolt-W/Washer	4				

\* Not Illustrated

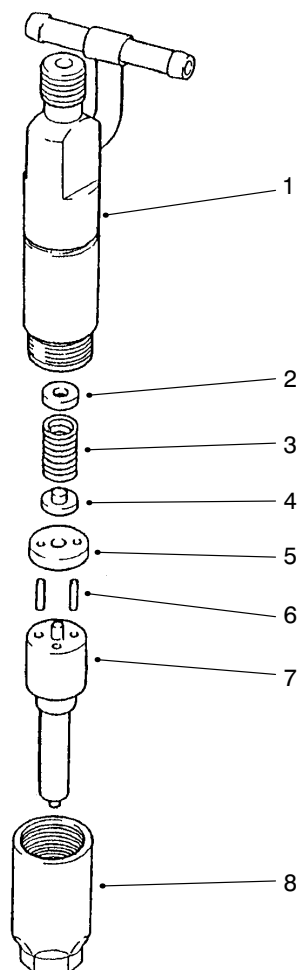


T-2961

## FUEL INJECTION PUMP MOUNT ASSEMBLY

Ref. No.	Part No.	Description	No. Used
1	98-7375	Gasket- Nozzle	4
2	99-2167	Cap	1
4	99-2169	Clip	7
*	99-2168	Asm- Hose, Oil (Incl. Ref. #4 & 5)	3
5		Hose- Fuel	3
6	99-2172	Pipe- Injection No. 1	1
7	99-2173	Pipe- Injection No. 2	1
8	99-2174	Pipe- Injection No. 3	1
9	99-2175	Pipe- Injection No. 4	1
10	99-2165	Support- Nozzle	4
11	99-2166	Bolt- W/Washer	4
12	99-2170	Bracket- Pump	1
13	51-7250	Washer- Spring	2
14	60-7120	Nut	1
15	60-7280	Bolt	1
16	99-2178	Asm- Hose, Fuel	1
17	99-2176	Pipe- Return, Fuel	1
18	99-2177	Joint- Eye	1
19	56-0750	Clamp (B)	3
20	56-0760	Clamp (A)	3
21	99-2179	Bolt- W/Washer	3

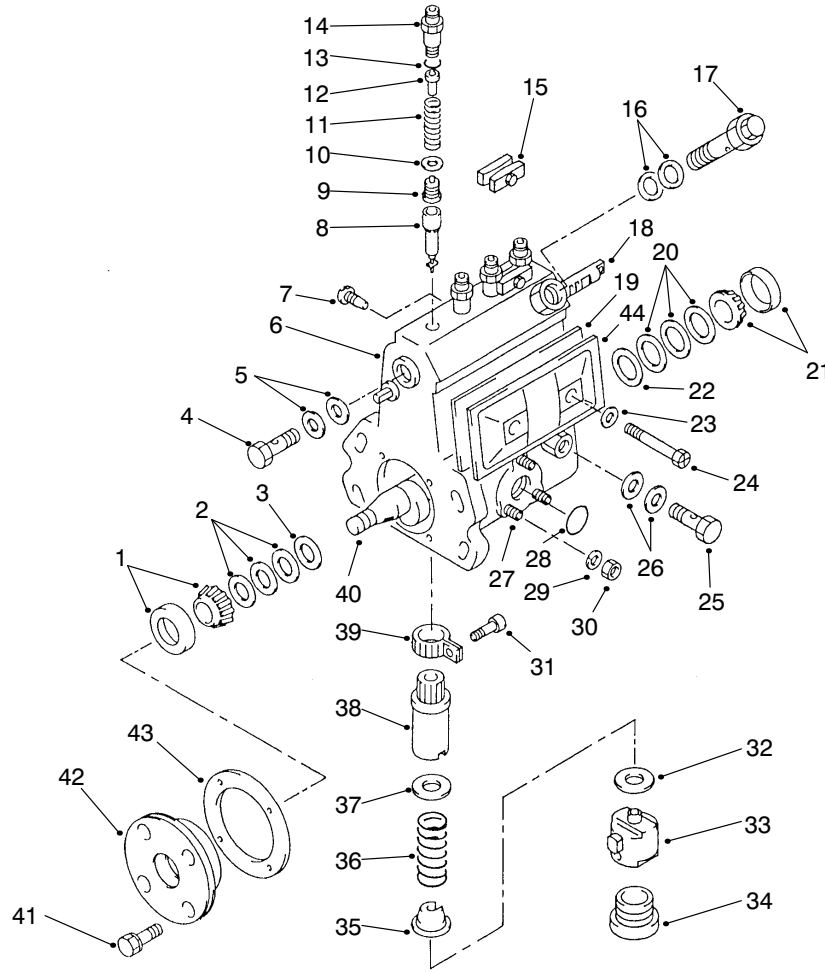
Ref. No.	Part No.	Description	No. Used
22	99-2185	Connector	1
23	99-2184	Pipe- Oil	1
24	99-2164	Bolt- W/Washer	1
25	70-6530	Bolt- W/Washer	6
26		Asm- Governor	1
27		Asm- Body, Injection	1
28	99-2163	Asm- Pump, Feed	1
29	70-6880	Key- Woodruff	1
30	70-6780	Nut- Hex.	1
31	70-6680	Washer- Spring	1
32	99-2162	Cover- Control	1
33	99-2186	Color	1
34	99-2183	Bolt- W/Washers	4
35	99-2182	O- Ring	1
36	99-1879	Bolt- W/Washer	1
37	99-2171	Flange- Pimp, Injection	1
38	99-1865	O- Ring	1
39	99-2181	Hose	1
40	99-2180	Hose	1
*	99-2161	Asm- Pump, Injection (Incl. Ref. #24-32)	1



T-2962

## NOZZLE ASSEMBLY

Ref. No.	Part No.	Description	No. Used	Ref. No.	Part No.	Description	No. Used
1	99-2779	Asm-Body	4	2	70-4920	Washer-0.950mm Thick	AR
2	70-4860	Washer-1.000mm Thick	AR	2	99-2207	Washer-0.700mm Thick	AR
2	70-4870	Washer-1.050mm Thick	AR	2	99-2217	Washer-0.750mm Thick	AR
2	70-4880	Washer-1.100mm Thick	AR	2	99-2208	Washer-0.800mm Thick	AR
2	99-2190	Washer-1.150mm Thick	AR	2	99-2209	Washer-0.850mm Thick	AR
2	99-2191	Washer-1.200mm Thick	AR	2	99-2210	Washer-0.900mm Thick	AR
2	99-2192	Washer-1.250mm Thick	AR	2	99-2211	Washer-0.975mm Thick	AR
2	99-2193	Washer-1.300mm Thick	AR	2	99-2212	Washer-1.025mm Thick	AR
2	99-2194	Washer-1.350mm Thick	AR	2	99-2213	Washer-1.075mm Thick	AR
2	99-2195	Washer-1.400mm Thick	AR	2	99-2214	Washer-1.125mm Thick	AR
2	99-2196	Washer-1.450mm Thick	AR	2	99-2215	Washer-1.175mm Thick	AR
2	99-2197	Washer-1.500mm Thick	AR	2	99-2216	Washer-1.225mm Thick	AR
2	99-2198	Washer-1.550mm Thick	AR	3	99-2281	Spring-Pressure	4
2	99-2199	Washer-1.600mm Thick	AR	4	99-2280	Pin-Pressure	4
2	99-2200	Washer-1.650mm Thick	AR	5	99-2218	Packing	4
2	99-2201	Washer-1.700mm Thick	AR	6	70-6830	Pin-Straight	8
2	99-2202	Washer-1.750mm Thick	AR	7	99-2189	Asm-Tip, Nozzle	4
2	99-2203	Washer-1.800mm Thick	AR	8	70-4840	Nut-Retaining	4
2	70-4890	Washer-1.275mm Thick	AR	*	99-2187	Asm-Nozzle (Incl. Ref. #1-8)	4
2	70-4900	Washer-1.325mm Thick	AR	*	99-2188	Asm-Holder (Incl. Ref. #1-6 & 8)	4
2	99-2204	Washer-1.375mm Thick	AR				
2	99-2205	Washer-1.425mm Thick	AR				
2	99-2206	Washer-1.475mm Thick	AR				

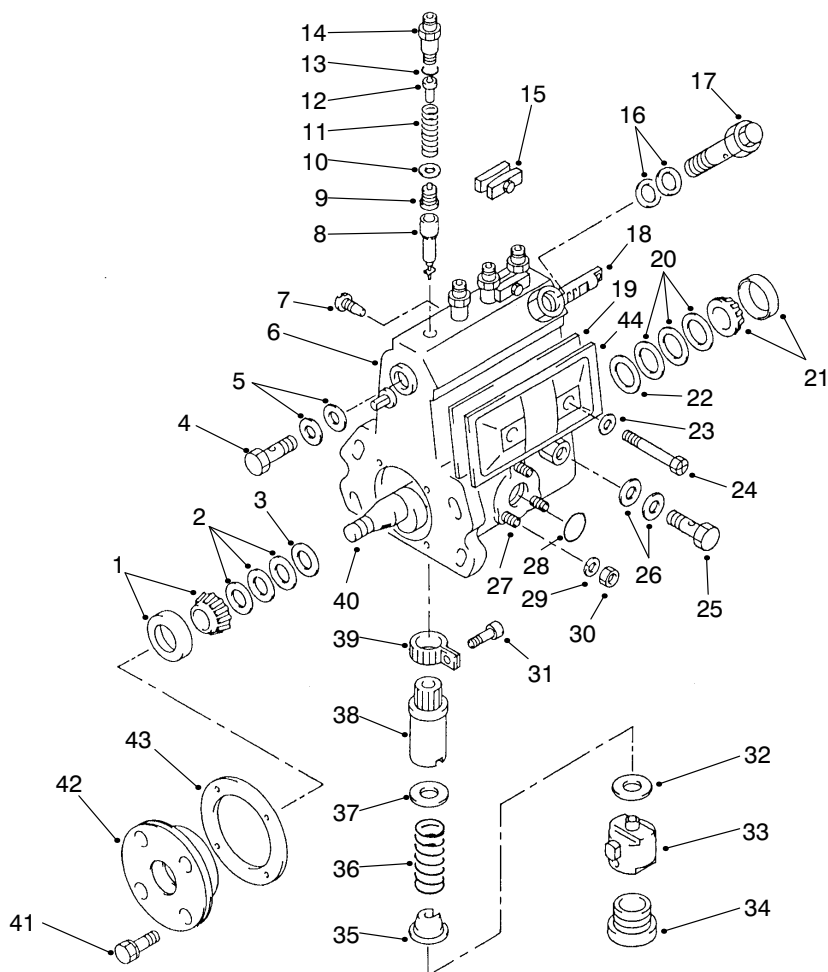


T-2963

## INJECTION PUMP ASSEMBLY

Ref. No.	Part No.	Description	No. Used
1	70-6840	Bearing-Roller	1
2	70-3780	Shim-0.10mm Thick	AR
2	70-3790	Shim-0.15mm Thick	AR
2	70-3800	Shim-0.30mm Thick	AR
2	70-3810	Shim-0.50mm Thick	AR
2	99-2240	Shim-1.00mm Thick	AR
2	99-2241	Shim-1.50mm Thick	AR
2	99-2242	Shim-0.12mm Thick	AR
2	99-2243	Shim-0.14mm Thick	AR
2	99-2244	Shim-0.18mm Thick	AR
2	99-2245	Shim-0.03mm Thick	AR
3	70-3700	Ring-Adjust	1
4	70-6940	Screw-Hollow	1
5	70-3870	Washer-Union	2
6	99-2219	Housing-Pump (Incl. Ref. #27)	1
7	99-2234	Screw-Guide, Rack	1
8	99-2224	Element-Pump	4
9	99-2223	Valve-Delivery	4
10	70-3530	Gasket-Valve	4
11	99-2222	Spring-Valve	4
12	99-2221	Stopper-Valve	4
13	70-6910	O-Ring	4
14	99-2220	Holder-Valve	4
15	70-3880	Plate-Set	2
16	70-3860	Washer-Union	2

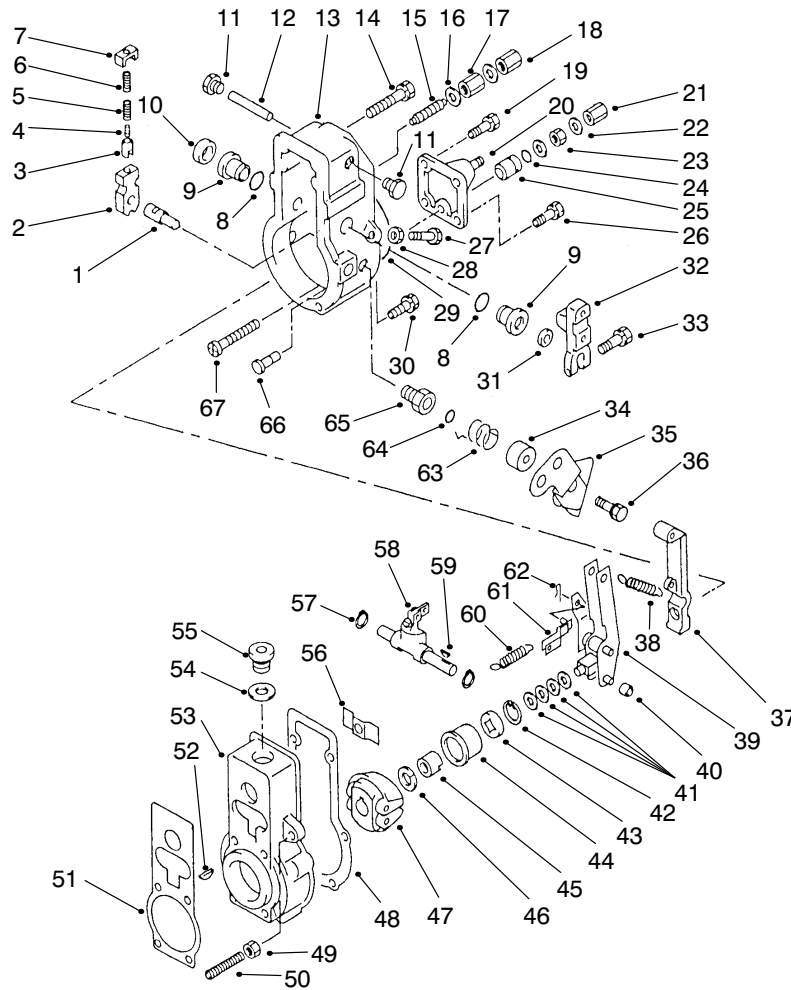
Ref. No.	Part No.	Description	No. Used
17	99-2239	Asm-Valve	1
18	99-2233	Rack-Control	1
19	70-3930	Gasket-Plate, Cover	1
20	70-3710	Shim-0.10mm Thick	AR
20	70-3720	Shim-0.12mm Thick	AR
20	70-3730	Shim-0.14mm Thick	AR
20	70-3740	Shim-0.16mm Thick	AR
20	70-3750	Shim-0.18mm Thick	AR
20	70-3760	Shim-0.50mm Thick	AR
20	70-3770	Shim-0.30mm Thick	AR
20	99-2228	Shim-1.00mm Thick	AR
20	99-2229	Shim-1.50mm Thick	AR
20	99-2230	Shim-2.00mm Thick	AR
20	99-2231	Shim-0.03mm Thick	AR
21	70-6850	Bearing-Roller	1
22	70-3690	Ring-Adjusting	1
23	70-3900	Packing	2
24	70-3950	Screw	2
25	70-6930	Screw-Hollow	1
26	70-3910	Washer-Nipple	2
27	70-6720	Stud	3
28	70-6900	O-Ring	1
29	99-2238	Washer-Spring	3
30	99-2237	Nut-Hex.	3
31	70-3570	Screw-Clamp, Pinion	4
32	70-3970	Shim-0.60mm Thick	AR



T-2963

## INJECTION PUMP ASSEMBLY (Continued)

Ref. No.	Part No.	Description	No. Used	Ref. No.	Part No.	Description	No. Used
32	70-3980	Shim-0.70mm Thick	AR	33	70-3630	Tappet	4
32	70-3990	Shim-0.80mm Thick	AR	34	70-3670	Plug-Screw	4
32	70-4000	Shim-0.90mm Thick	AR	35	70-3610	Sheet-Spring, Lower	4
32	70-4010	Shim-1.00mm Thick	AR	36	99-2227	Spring-Plunger	4
32	70-4020	Shim-1.10mm Thick	AR	37	99-2226	Sheet-Spring, Upper	4
32	70-4030	Shim-1.20mm Thick	AR	38	99-2225	Sleeve-Control	4
32	70-4040	Shim-1.30mm Thick	AR	39	70-3560	Pinion-Control	4
32	70-4050	Shim-1.40mm Thick	AR	40	70-3680	Camshaft	1
32	70-4060	Shim-0.10mm Thick	AR	41	70-6540	Bolt-W/Washer	4
32	70-4070	Shim-0.20mm Thick	AR	42	70-3820	Cover-Bearing	1
32	70-4080	Shim-0.30mm Thick	AR	43	99-2232	Gasket-Cover, Bearing	1
32	70-4090	Shim-0.40mm Thick	AR	44	70-3940	Cover-Plate	1
32	70-4100	Shim-0.50mm Thick	AR	*	99-2235	Asm-Cover, Pump (Incl. Ref. #23-24 & 44)	1
32	70-4110	Shim-0.15mm Thick	AR				
32	99-2236	Shim-0.13mm Thick	AR				

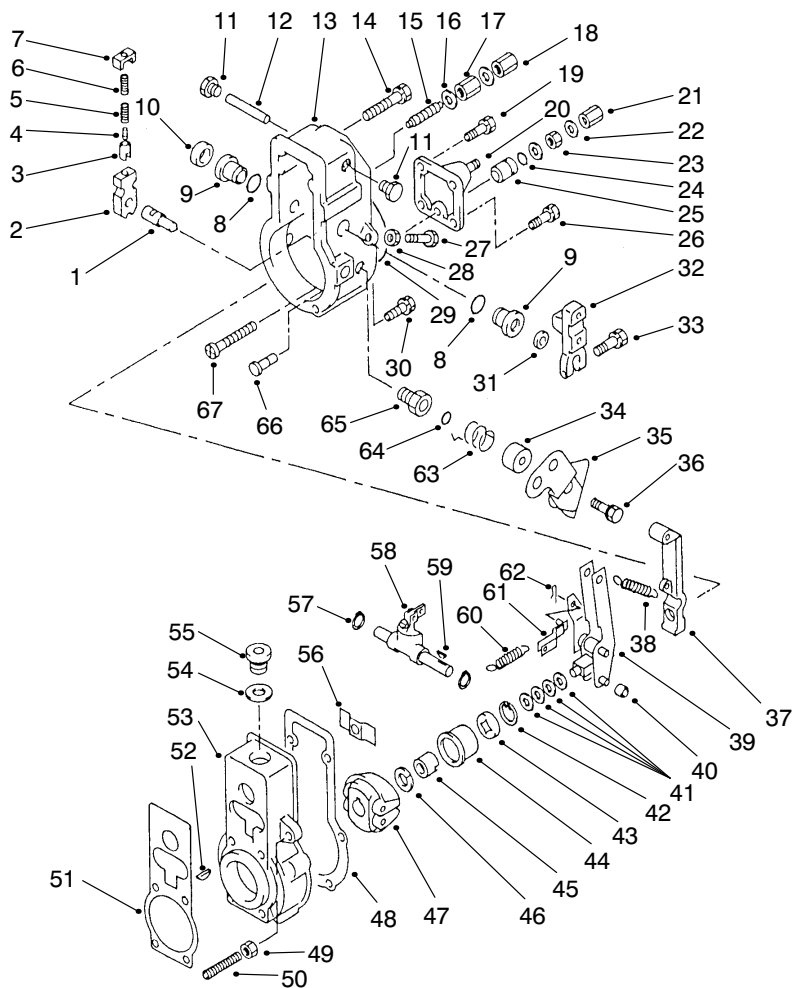


T-2964

## GOVERNOR ASSEMBLY

Ref. No.	Part No.	Description	No. Used
1	70-4480	Shaft-Governor	1
2	70-4470	Lever-Support	1
3	70-4490	Cup-Spring	1
4	70-4510	Spring	1
5	70-4520	Spring	1
6	70-4500	Spring	1
7	70-4460	Plate-Cap	1
8	70-6510	O-Ring	2
9	70-4230	Bushing-Lever	2
10	70-4580	Cap-Lever	1
11	70-4360	Plug-Screw	2
12	70-4350	Shaft-Lever	1
13	70-4400	Cover-Governor	1
14	70-6740	Bolt-W/Washer	2
15	99-2251	Capsule	1
16	70-3890	Washer-Nipple	2
17	70-4310	Nut-Lock, Adapter	1
18	70-4440	Nut-Cap	1
19	70-6540	Bolt-W/Washer	2
20	99-2254	Plate-Cover	1
21	99-2248	Nut-Cap	1
22	70-6690	Washer-Plate	2
23	99-2260	Nut-Hex.	1
24	70-6500	O-Ring	1
25	70-4330	Bushing	1
26	99-2255	Bolt-W/Washer	2

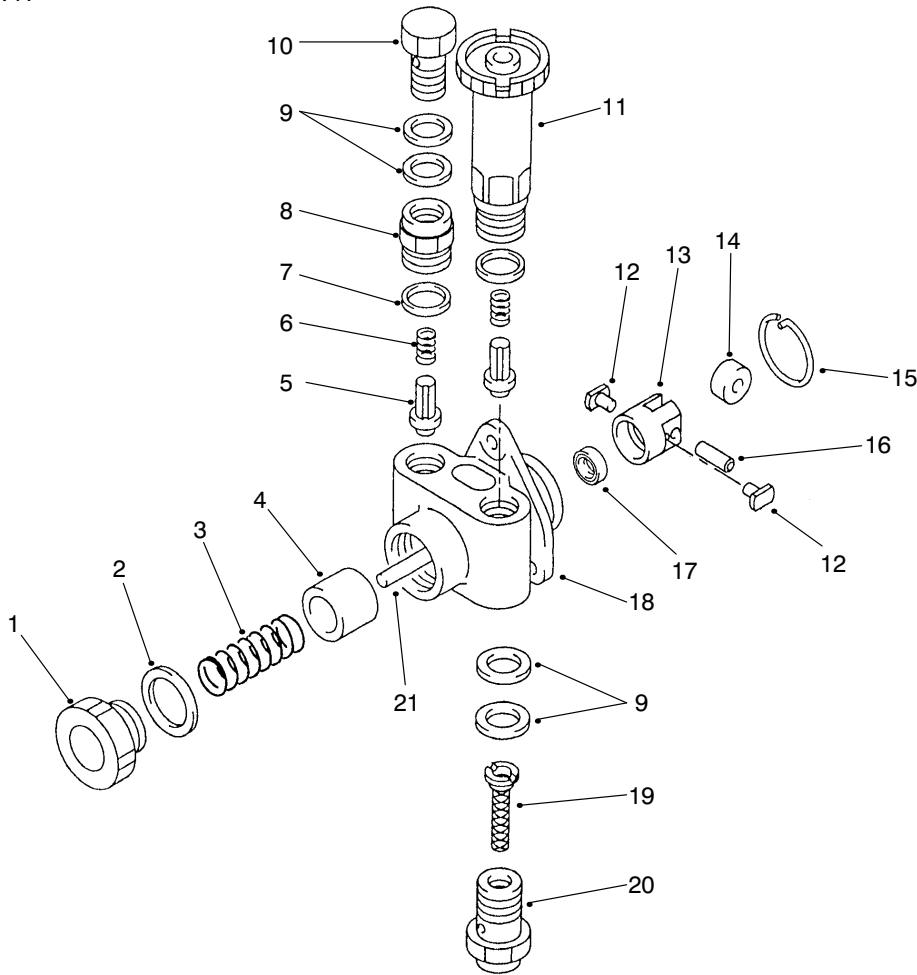
Ref. No.	Part No.	Description	No. Used
27	70-4430	Screw-Adjusting	1
28	70-6560	Nut-W/Hole	1
29	70-6790	Packing-Rubber Plate	1
30	70-6750	Bolt-W/Washer	4
31	70-6920	Seal-Oil	1
32	99-2253	Lever-Adjusting	1
33	70-6730	Bolt-W/Washer	1
34	70-4530	Cover-Spring	1
35	70-4570	Lever-Stop	1
36	70-6520	Bolt-W/Washer	1
37	99-2249	Lever-Tension	1
38	70-4370	Spring-Control	1
39	70-4320	Asm-Control, Tension	1
40	70-4540	Slider-Supporting	1
41	70-6610	Washer-Plate 0.2mm Thick	AR
41	70-6620	Washer-Plate 0.3mm Thick	AR
41	70-6630	Washer-Plate 0.4mm Thick	AR
41	70-6640	Washer-Plate 0.1mm Thick	AR
41	70-6650	Washer-Plate 1.0mm Thick	AR
42	70-6490	Snap Ring	1
43	70-4200	Plate	1
44	70-4190	Sleeve-Governor (Incl. Ref. #42-43)	1
45	70-4180	Nut-Round	1
46	70-6670	Washer-Spring	1
47	70-4170	Asm-Flyweight	1



T-2964

## GOVERNOR ASSEMBLY (Continued)

Ref. No.	Part No.	Description	No. Used	Ref. No.	Part No.	Description	No. Used
48	99-2258	Gasket	1	58	99-2252	Lever-Swivelling	1
49	99-2250	Nut-Hex.	1	59	70-6860	Key-Woodruff	1
50	99-2247	Screw-Adjust	1	60	70-4380	Spring-Start	1
51	99-2259	Gasket	1	61	70-4340	Shackle	1
52	70-6870	Key-Woodruff	1	62	70-6480	Pin-Split	1
53	99-2246	Housing-Governor	1	63	99-2257	Spring	1
54	70-6710	Washer-Copper Plate	1	64	70-6890	O-Ring	1
55	70-4590	Plug-Screw	1	65	99-2256	Bushing-Bearing	1
56	70-4210	Plate	1	66	70-4410	Pin-Stop	1
57	70-6810	Washer-Snap	2	67	70-4390	Screw-Adjusting	1



T-2965

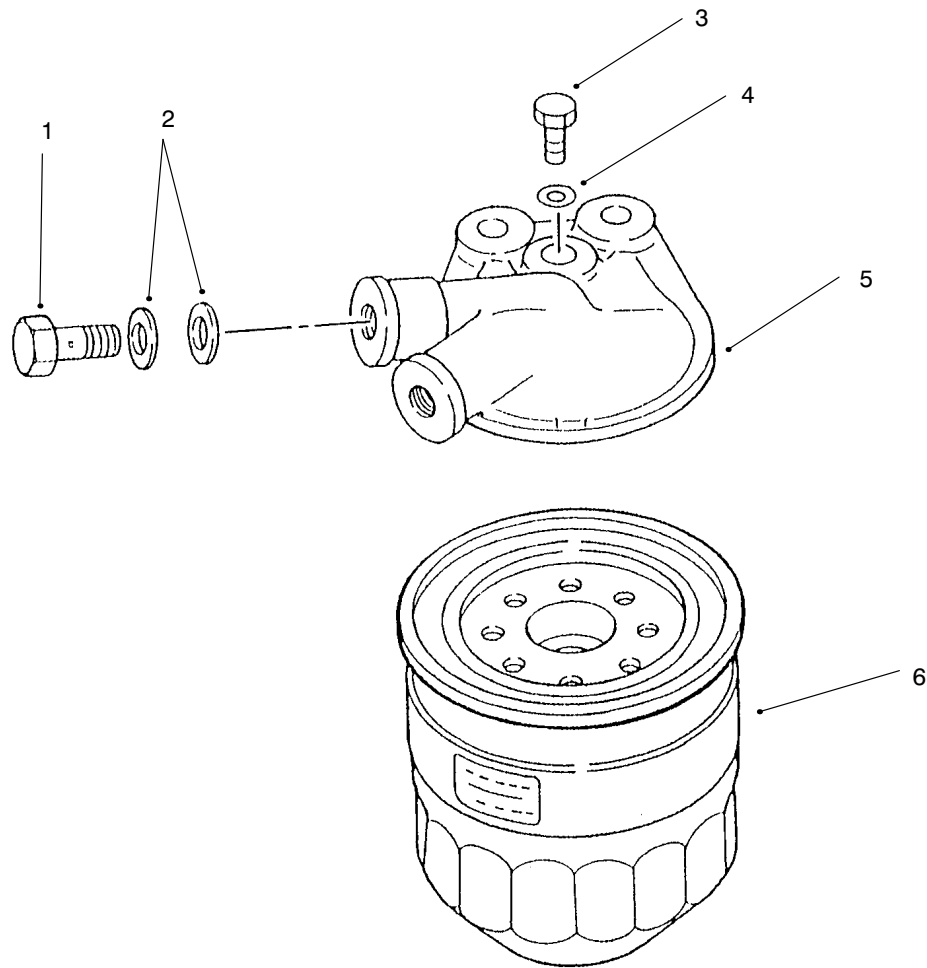
## FEED PUMP ASSEMBLY

Ref. No.	Part No.	Description	No. Used
1	70-4780	Plug-Chamber	1
2	70-6700	Washer	1
3	70-4770	Spring-Piston	1
4	99-2263	Piston	1
5	70-4610	Valve-Check	2
6	70-4620	Spring-Valve	2
7	70-4630	Gasket-Plug	2
8	70-4640	Support-Valve	1
9	99-2262	Washer-Union	4
10	70-6940	Screw-Hollow	1
11	70-4650	Pump-Priming	1
12	70-4760	Block-Sliding	2

Ref. No.	Part No.	Description	No. Used
13	70-4730	Tappet-Feed Pump	1
14	70-4740	Roller-Tappet	1
15	70-6820	Ring-Snap	1
16	70-4750	Pin-Roller	1
17	99-2282	Seal-Oil	1
18	70-4600	Asm-Housing (Incl. Ref. #17 & 20)	1
19	70-4790	Filter-Fuel	1
20	70-4800	Screw-Hollow	1
21	99-2261	Rod-Push	1
*	70-5700	Asm-Pump, Feed (Incl. Ref. #1-21)	1

\* Not Illustrated



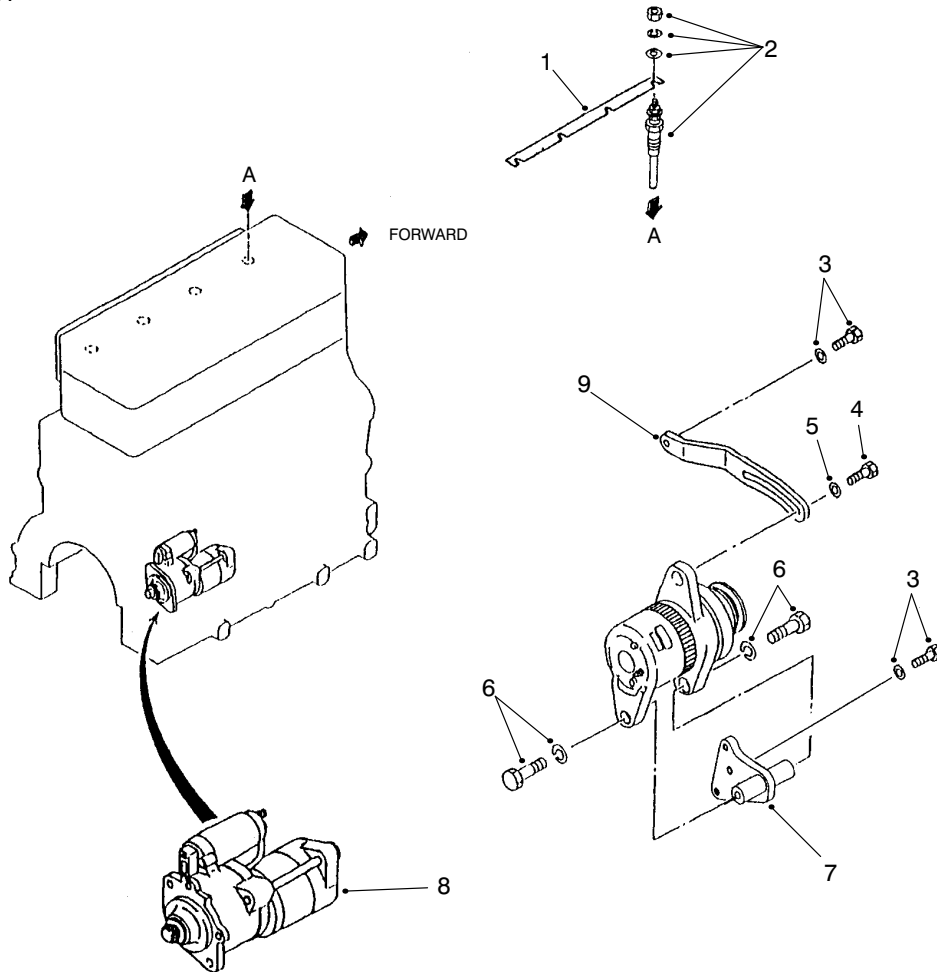


T-2966

### FUEL FILTER ASSEMBLY

Ref. No.	Part No.	Description	No. Used	Ref. No.	Part No.	Description	No. Used
1	70-3250	Bolt-Connector	2	5	70-5720	Bracket	1
2	51-5390	Packing-Connector	4	6	70-5730	Asm-Cartridge	1
3	70-3240	Plug-Air	1	*	70-5710	Asm-Filter, Fuel (Incl. Ref. #1-6)	1
4	60-5510	Washer-Sealing	1				

\* Not Illustrated

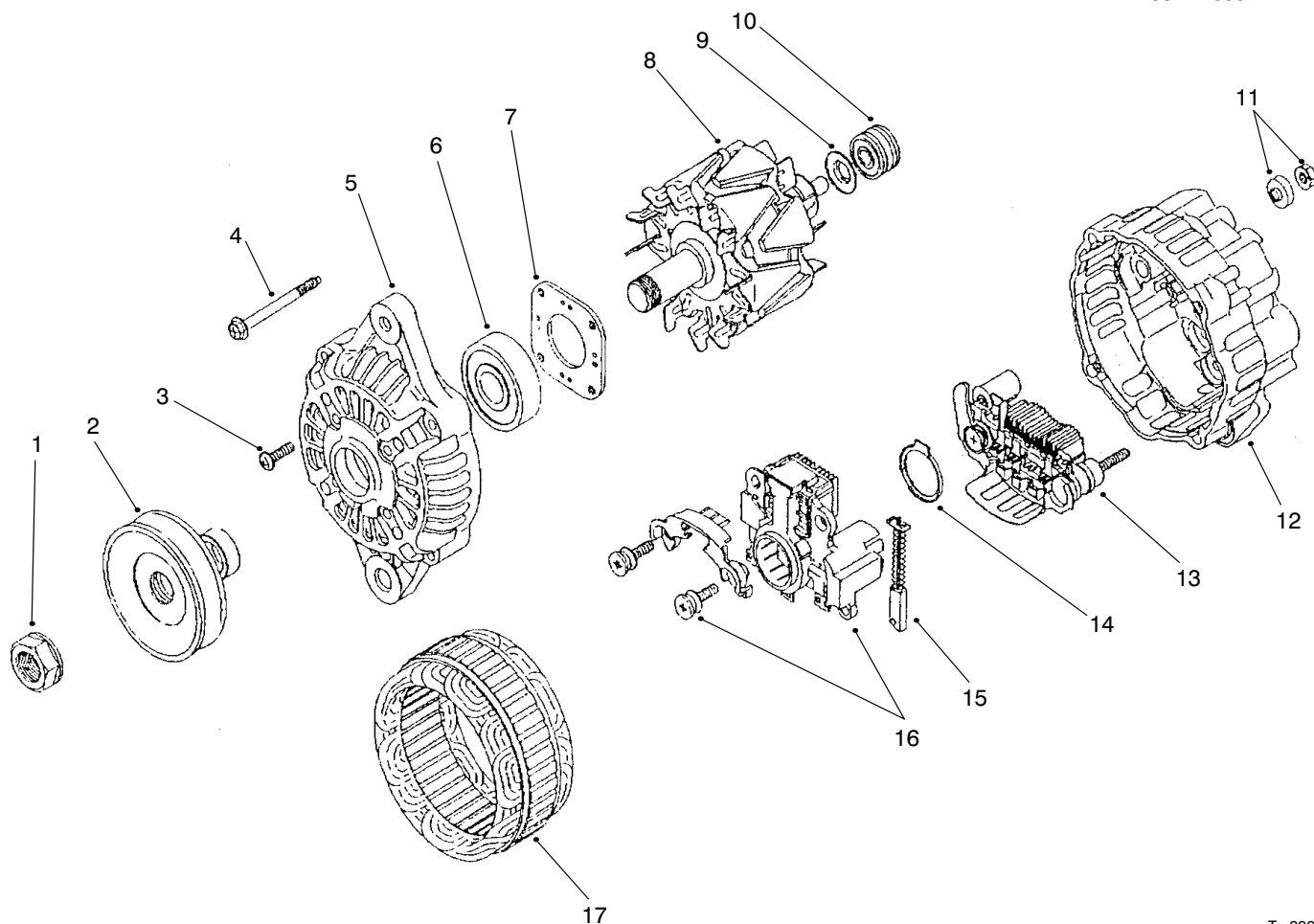


T-2967

## ELECTRICAL COMPONENTS ASSEMBLY

Ref. No.	Part No.	Description	No. Used
1	99-2265	Plate-Connection	1
2	99-2266	Plug-Glow	4
3	99-1879	Bolt-W/Washer	2
4	67-4660	Bolt-Flange	1
5	54-8660	Washer	1

Ref. No.	Part No.	Description	No. Used
6	99-1857	Bolt-W/Washer	2
7	99-2268	Bracket-Alternator	1
8	99-2267	Asm-Starter	1
9	99-2270	Plate-Adjusting	1

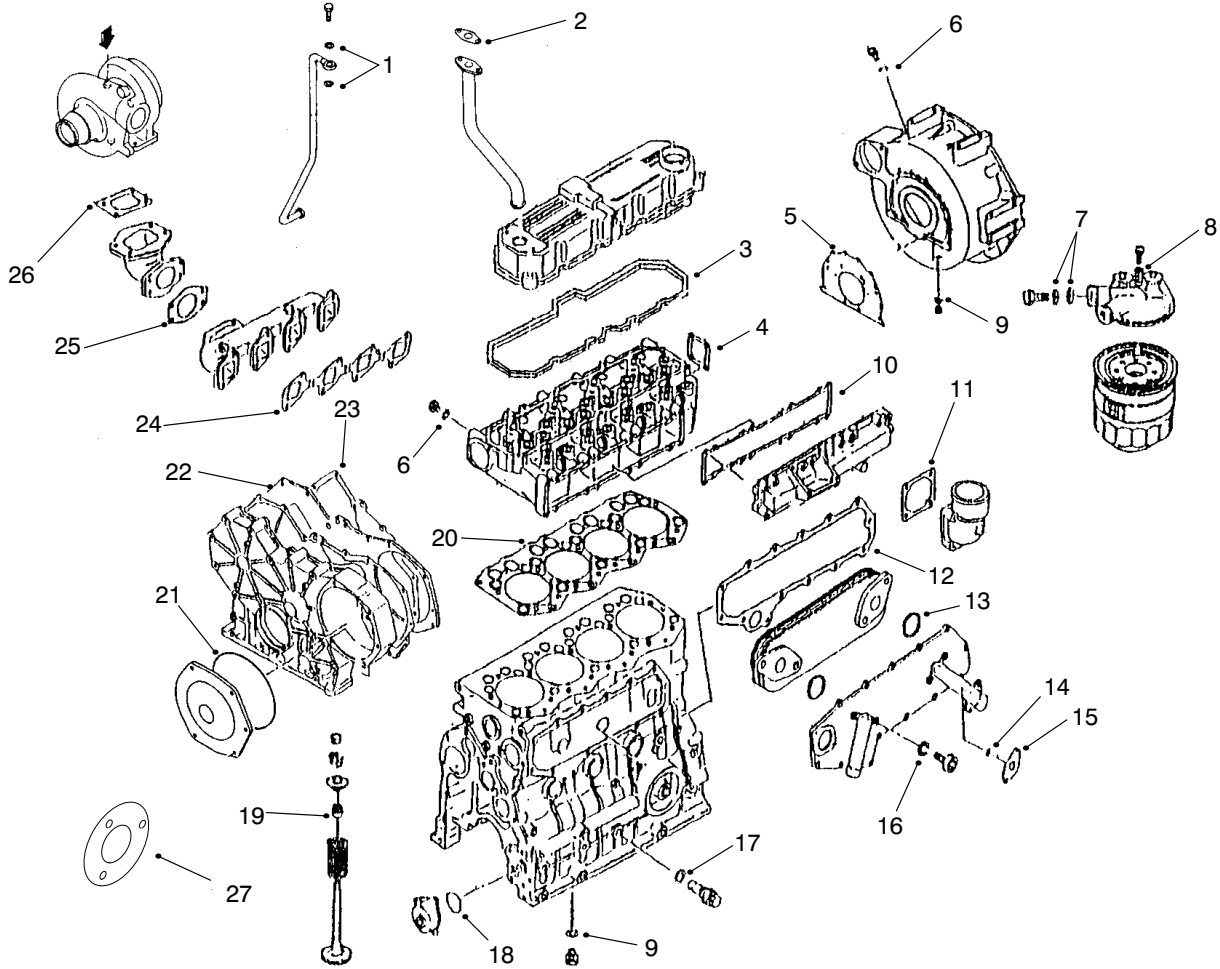


T-2968

## ALTERNATOR ASSEMBLY

Ref. No.	Part No.	Description	No. Used	Ref. No.	Part No.	Description	No. Used
1	93-3578	Nut	1	15	93-3589	Brush	2
2	99-2271	Asm-Pulley	1	16		Asm-Regulator	1
3	93-3582	Set-Screw	1	17	93-3586	Asm-Stator	1
4	93-3580	Set-Bolt	1	*	99-2269	Asm-Alternator (Incl. Ref. #1-17)	1
5		Asm-Cover, Front	1	*	99-2272	Asm-Bracket, Front (Incl. Ref. #3 & 5-7)	1
6	93-3583	Bearing-Front	1	*	93-3584	Asm-Rotor (Incl. Ref. #8-10)	1
7		Plate	1	*	99-2273	Asm-Bracket, Rear (Incl. Ref. #11-16)	1
8		Rotor	1	*	93-3588	Set-Regulator (Incl. Ref. #14-16)	1
9		Washer	1				
10	93-3585	Bearing-Rear	1				
11	99-2275	Set-Nut	1				
12		Asm-Cover, Rear	1				
13	99-2274	Asm-Rectifier	1				
14		Ring-Retaining	1				

\* Not Illustrated

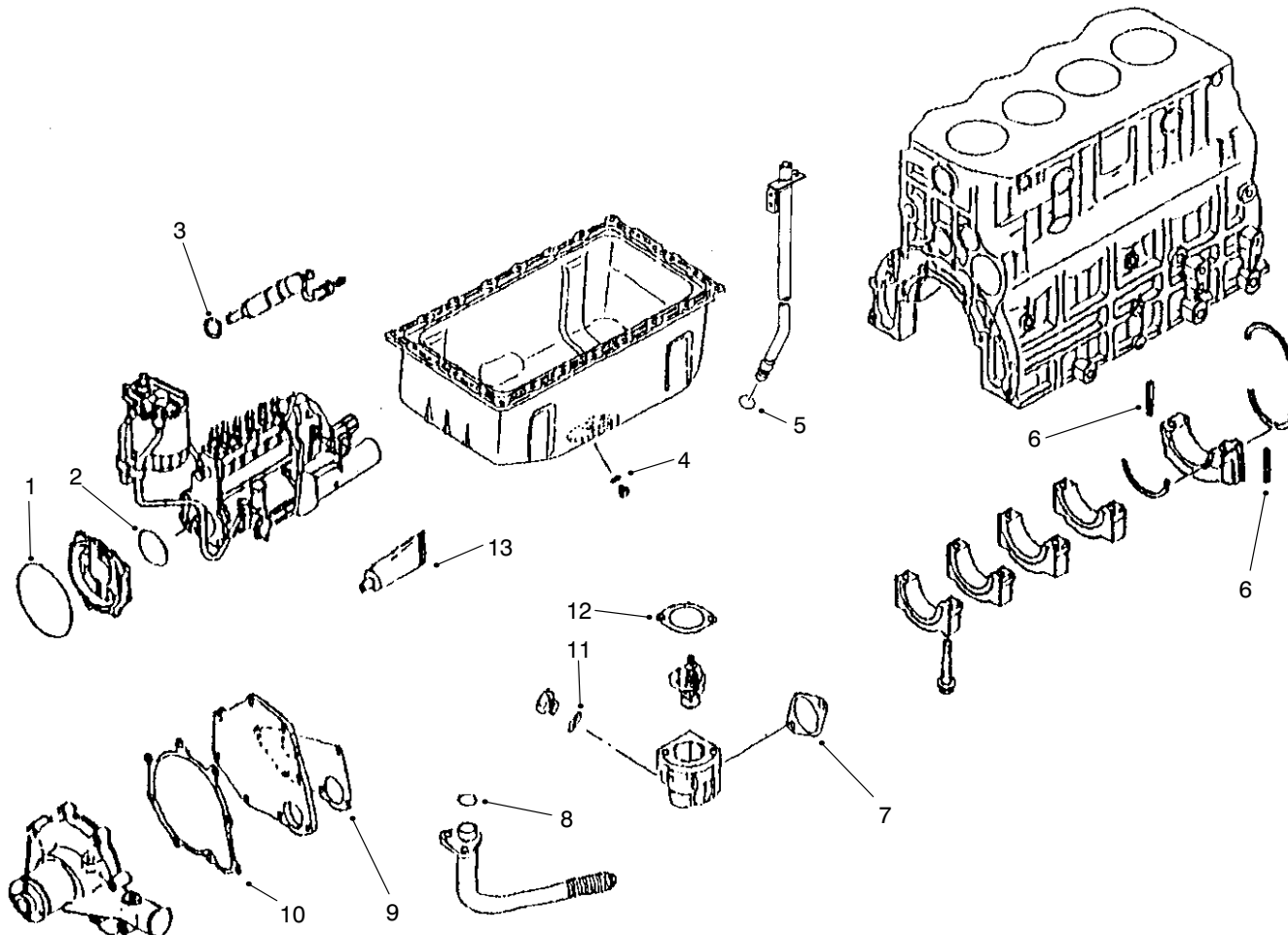


T-2969

## OVERHAUL GASKET KIT ASSEMBLY

Ref. No.	Part No.	Description	No. Used
1	70-3060	Gasket	2
2	99-2104	Gasket	1
3	99-1827	Gasket-Rocker	1
4	99-1809	Gasket-Head, Cylinder	1
5	99-1855	Gasket-Rear	1
6	99-1813	Gasket	2
7	51-5390	Washer-Sealing	10
8	60-5510	Washer-Sealing	1
9	99-2134	Gasket	1
10	99-2102	Gasket-Manifold, Inlet	1
11	99-2104	Gasket	1
12	99-2139	Gasket-Cover, Side	1
13	99-2141	O-Ring	2
14	99-2131	O-Ring	3

Ref. No.	Part No.	Description	No. Used
15	99-2140	Gasket	1
16	99-2142	Gasket	4
17	93-3417	Gasket	1
18	99-2128	O-Ring	1
19	99-1817	Seal-Stem, Valve	8
20	99-1807	Gasket-Head, Cylinder	1
21	99-1865	O-Ring	2
22	99-1862	Gasket-Rear	1
23	99-1837	Gasket-Plate, Front	1
24	99-2105	Gasket-Manifold, Exhaust	1
25	99-2107	Gasket-Exhaust	1
26	99-2114	Gasket-Exhaust	1
27	99-2277	Gasket	1

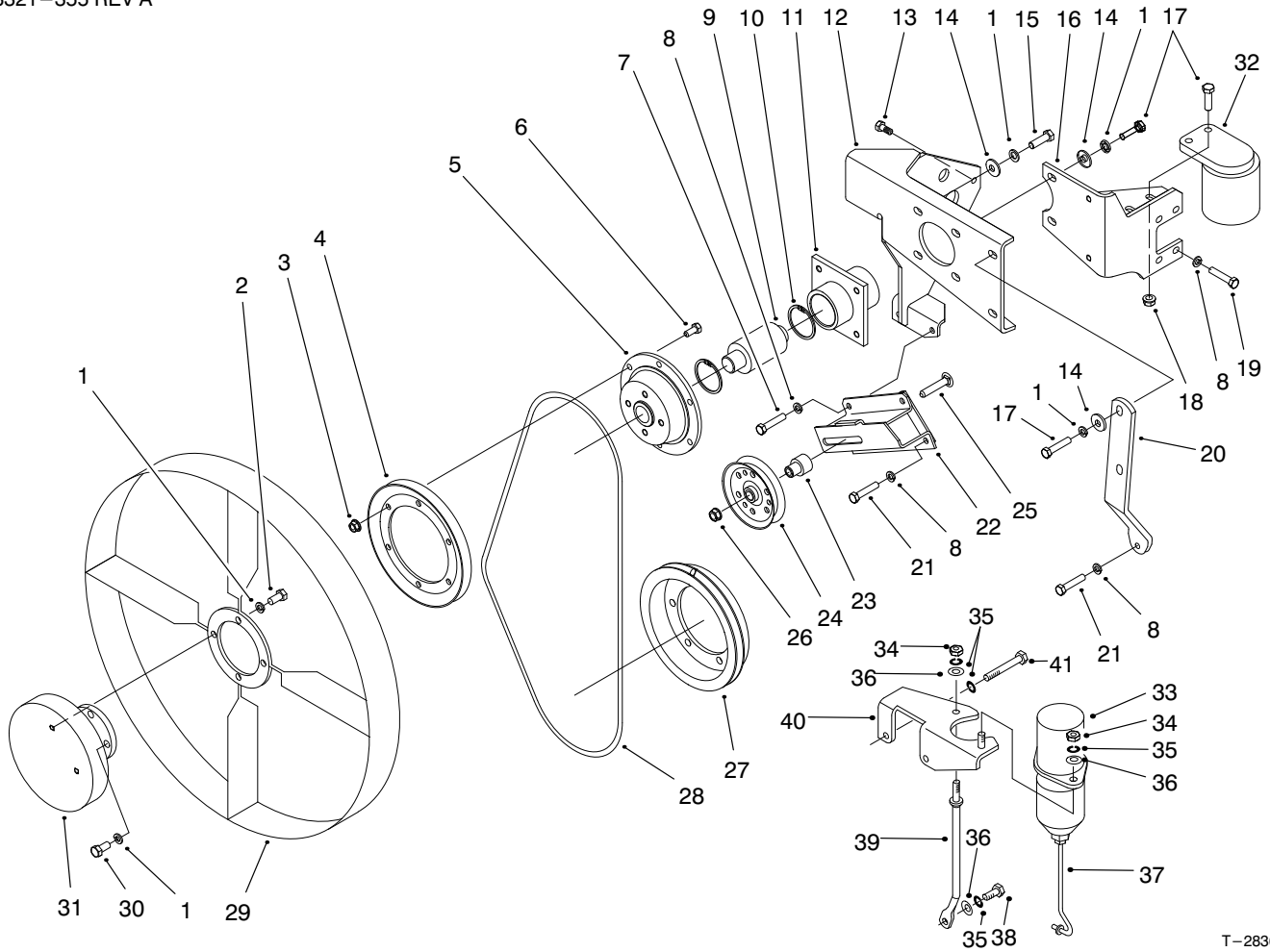


T-2970

## OVERHAUL GASKET KIT ASSEMBLY (Continued)

Ref. No.	Part No.	Description	No. Used
1	99-1865	O-Ring	2
2	99-2182	O-Ring	1
3	98-7375	Gasket-Nozzle	4
4	68-6430	Gasket	1
5	99-1878	O-Ring	1
6	99-1853	Seal-Side	2
7	51-7210	Gasket	1

Ref. No.	Part No.	Description	No. Used
8	99-2131	O-Ring	3
9	99-2148	Gasket-Water	1
10	99-2147	Gasket-Cover, Pump	1
11	99-1813	Gasket	2
12	99-2154	Gasket-Thermostat	1
13	93-3599	Gasket-Liquid	1

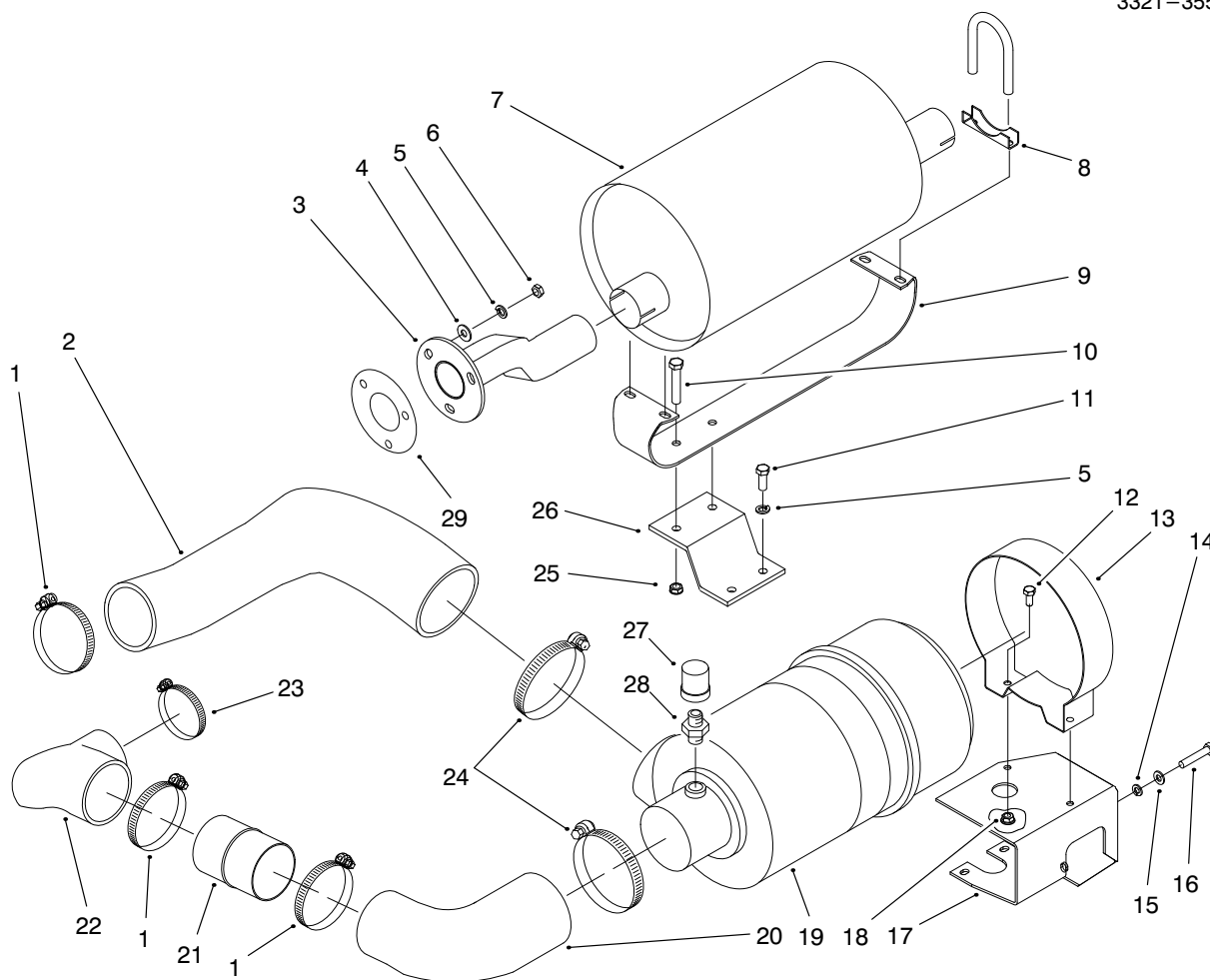


T-2836-1

## FAN DRIVE ASSEMBLY

Ref. No.	Part No.	Description	No. Used
1	3253-21	Washer-Lock	14
2	323-4	Screw-HH	4
3	32128-25	Nut-HHF	6
4	96-1267	Pulley-Fan	1
5	98-3008	Hub-Fan	1
6	322-3	Screw-HH	6
7	33114-070	Screw-HH	1
8	3253-4	Washer-Lock	7
9	98-0831	Bearing-Fan	1
10	32120-11	Ring-Retaining, Internal	2
11	95-6495	Asm-Bearing Housing	1
12	98-7307	Asm-Fan Support	1
13	33104-020	Screw-HHF	2
14	5-0838	Washer-Flat	6
15	323-6	Screw-HH	2
16	95-6480	Bracket Asm-	1
17	323-7	Screw-HH	6
18	3296-39	Nut-Lock	2
19	33114-045	Screw-HH	4
20	98-3013	Support-Fan	1
21	33114-060	Screw-HH	2
22	98-3011	Asm-Idler Bracket	1

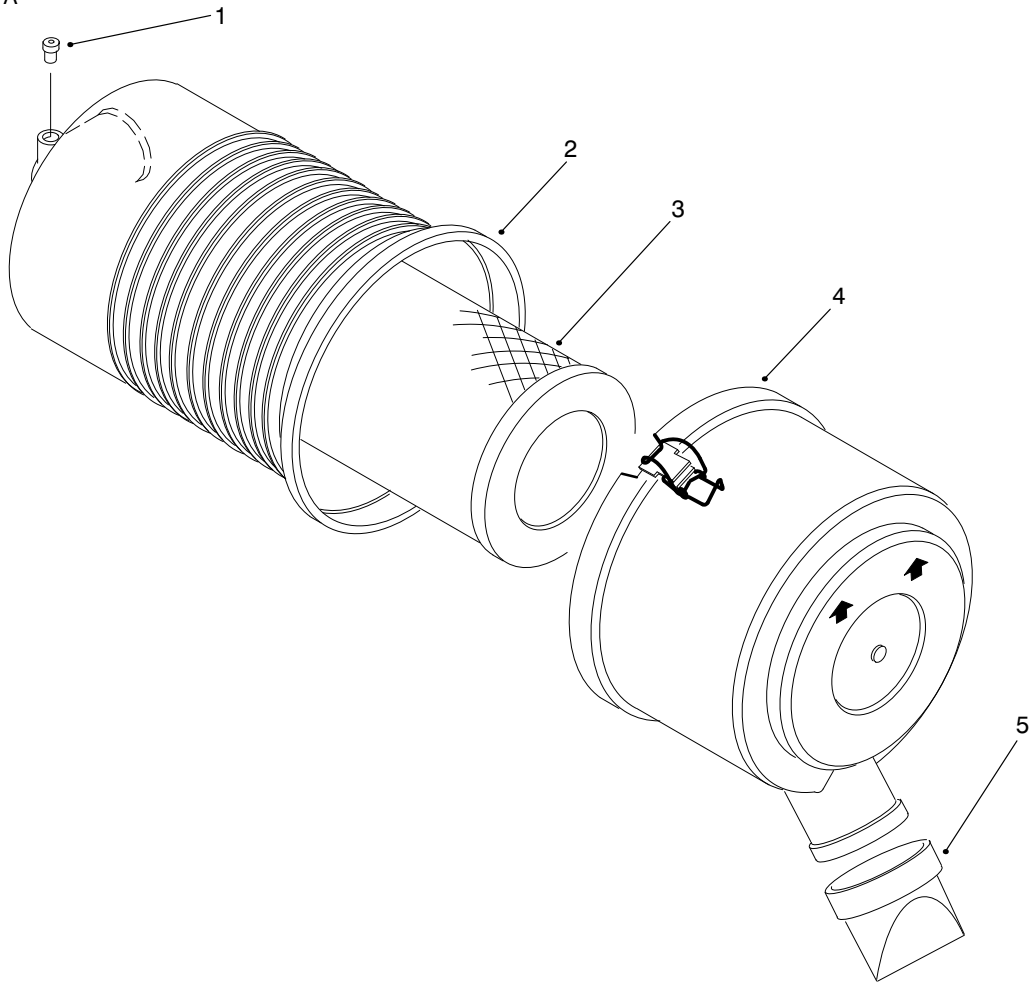
Ref. No.	Part No.	Description	No. Used
23	95-6497	Spacer	1
24	93-5194	Pulley-Idler	1
25	3231-6	Bolt-CARR	1
26	32128-21	Nut-HHF	1
27	95-6477	Pulley-Fan Drive	1
28	98-9008	V-Belt	1
29	98-0809	Fan	1
30	323-5	Screw-HH	4
31	98-7321	Clutch-Modulating Fan	1
32	70-5710	Filter-Fuel	1
33	99-1929	Asm-Solenoid	1
34	33013-00	Nut	2
35	3253-3	Washer-Lock	5
36	33093-00	Washer-Flat	3
37	99-1930	Rod-Connecting	1
38	33103-016	Screw	1
39	99-1931	Rod-Support	1
40	99-1928	Bracket-Mounting	1
41	33103-050	Screw	2
*	98-7327	Asm-Solenoid, Run (Incl. Ref. #33-41)	1



T-2837-2

## MUFFLER & AIR CLEANER ASSEMBLY

Ref. No.	Part No.	Description	No. Used	Ref. No.	Part No.	Description	No. Used
1	2412-110	Clamp-Hose	3	16	33114-020	Screw-HH	4
2	95-6459	Hose-Air Inlet	2	17	95-6462	Bracket-Air Cleaner	1
3	95-6474	Asm-Exhaust Tube	1	18	32128-25	Nut-HHF	2
4	3256-24	Washer-Flat	3	19	98-0800	Asm-Air Cleaner	1
5	3253-6	Washer-Lock	5	20	95-6457	Hose-Air Outlet	1
6	69-9710	Nut-Lock	3	21	95-6461	Tube-Intake	1
7	69-9420	Muffler-Exhaust	7	22	95-6458	Hose-Air Outlet	1
8	20-4840	Clamp-Muffler	2	23	2412-42	Clamp-Hose	1
9	95-6463	Bracket-Muffler	9	24	98-7347	Clamp-Hose	2
10	323-6	Screw-HH	2	25	32128-21	Nut-HHF	2
11	33115-025	Screw-HH	2	26	95-6464	Bracket-Manifold	1
12	322-3	Screw-HH	2	27	69-1940	Indicator-Electrical	1
13	98-0833	Band-Air Cleaner	1	28	94-1416	Adapter	1
14	3253-4	Washer-Lock	2	29	99-2277	Gasket	1
15	3256-23	Washer-Flat	4				



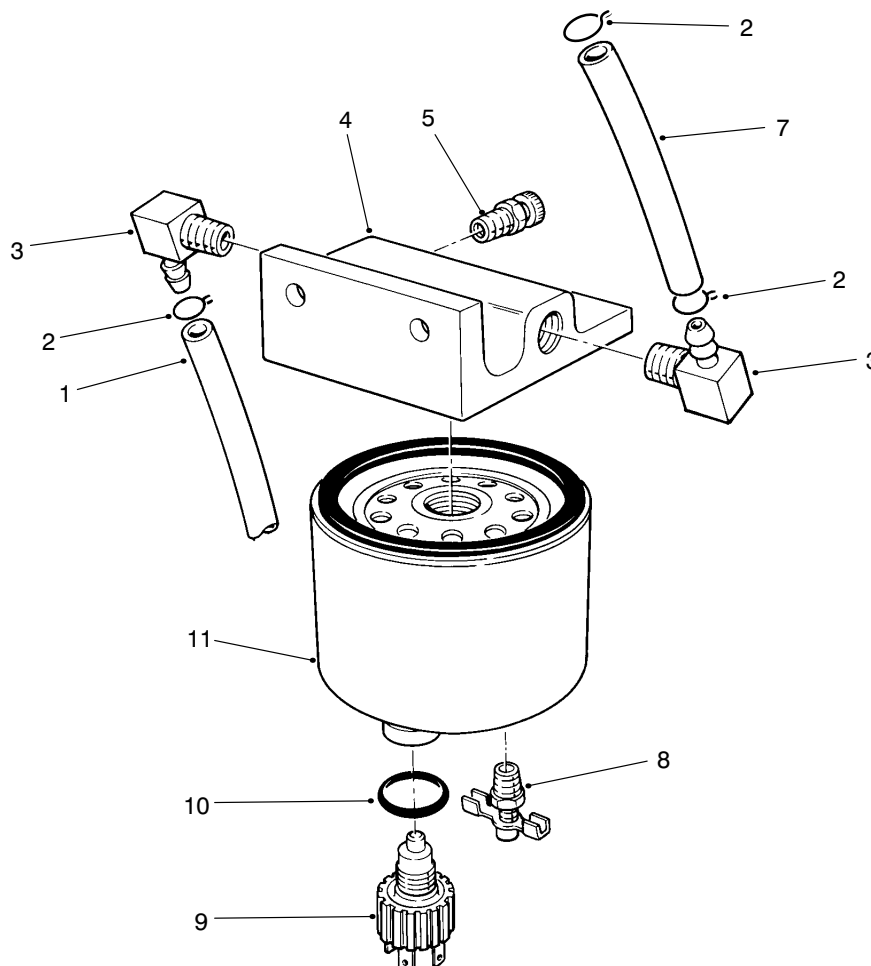
T-2252-1

## AIR CLEANER ASSEMBLY NO. 98-0800

Ref. No.	Part No.	Description	No. Used
†1		Plug	1
†2		Asm-Body	1
3	98-0801	Asm-Element	1

Ref. No.	Part No.	Description	No. Used
4	98-0802	Asm-Cover	1
5	98-0803	Valve	1



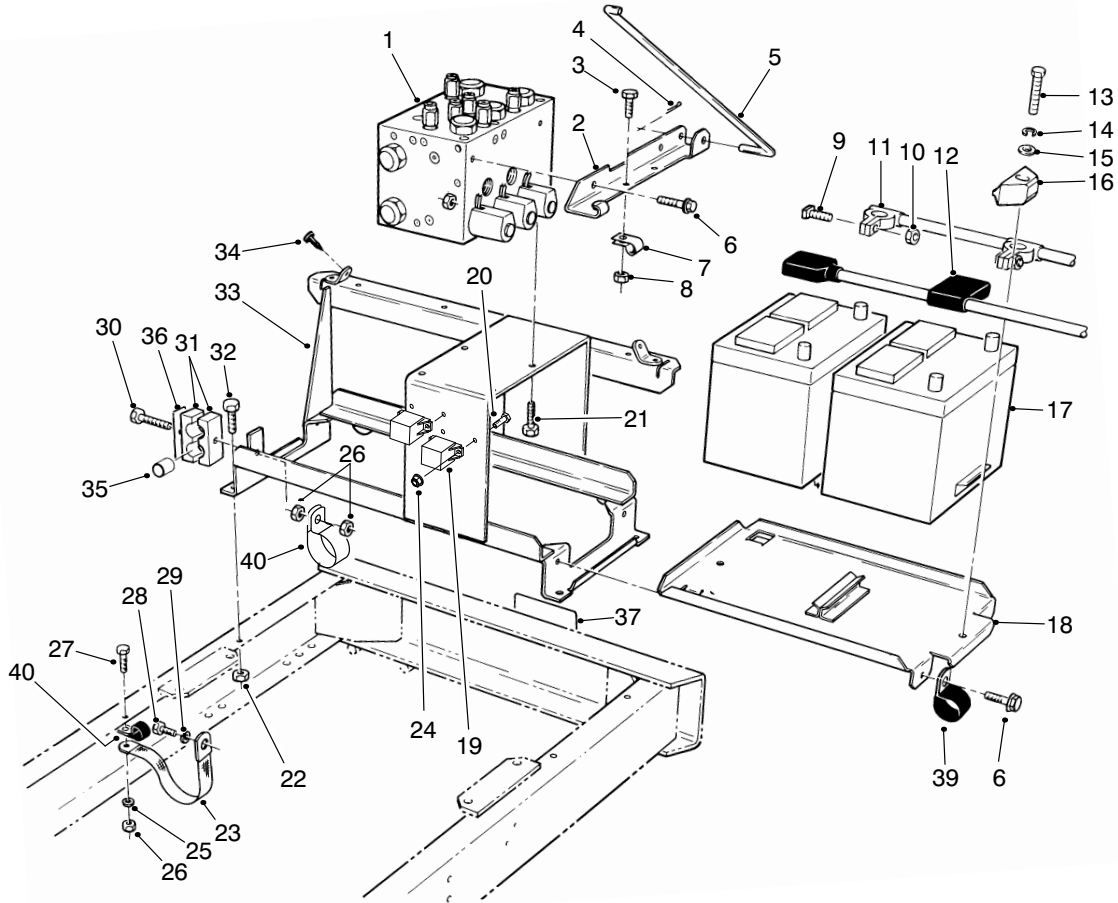


T-0378-1

## FUEL/WATER FILTER ASSEMBLY

Ref. No.	Part No.	Description	No. Used	Ref. No.	Part No.	Description	No. Used
1	37-9560	Hose-Fuel	1	8	63-8310	Valve-Drain	1
2	2412-108	Clamp-Hose	3	9	69-1760	Sensor-Water	1
3	353-781	Fitting-Fuel Elbow	2	10	237-154	O-Ring	1
4	63-8280	Head-Fuel Filter (Incl. Ref. #5)	1	11	69-1770	Element-Spin-On (Incl. Ref. #6)	1
5	63-8290	Vent-Air	1	*	69-1750	Asm-Fuel Filter (Incl. Ref. #4, 5 & 8-11)	1
7	71-2690	Hose-Fuel	1				

\* Not Illustrated



T-0346-3

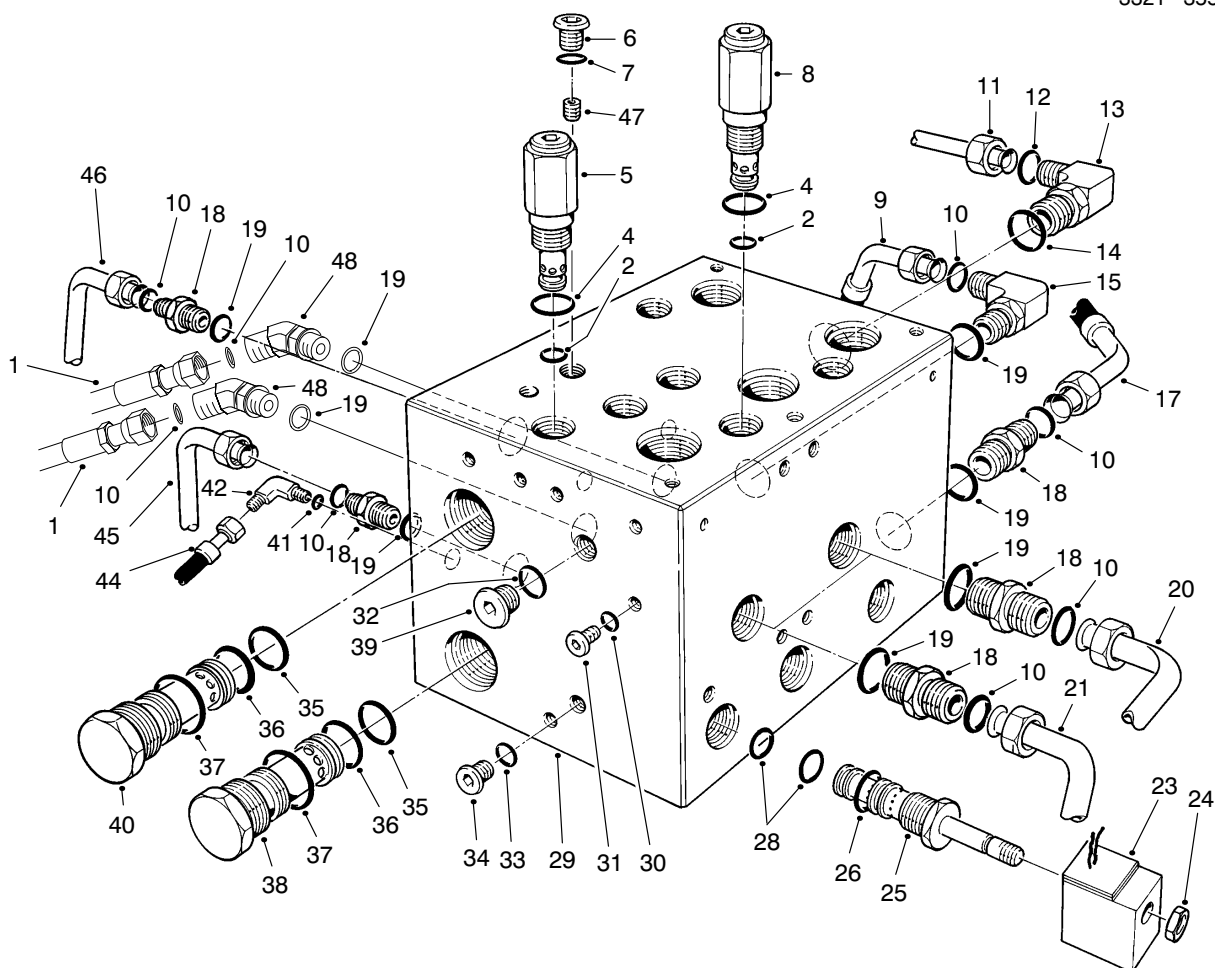
## BATTERY FRAME ASSEMBLY

Ref. No.	Part No.	Description	No. Used
1	95-5908	Asm-Manifold (Power Take Off)	1
2	69-9350	Bracket-Hood Prop Rod	1
3	321-3	Screw-HH	3
4	3272-6	Pin-Cotter	1
5	69-9120	Rod-Hood Prop	1
6	3234-17	Screw-HFH	4
7	2412-73	Clamp-R	3
8	32149-2	Nut-Keps	3
†9		Bolt-Clamp	4
†10		Nut-Clamp	4
11	95-1839	Cable-Negative	1
12	98-7308	Cable-Positive	1
13	323-9	Screw-HH	2
14	3253-21	Washer-Lock	2
15	3256-24	Washer-Flat	2
16	66-2490	Hold-Down-Battery	2
‡17		Battery (Type 24, LTV)	2
18	80-0160	Tray-Battery	1
19	66-8800	Relay	2
20	3290-321	Screw-HH	4

Ref. No.	Part No.	Description	No. Used
21	323-4	Screw-HH	4
22	32152-2	Nut-Lock	4
23	18-2770	Strap-Ground	1
24	3296-2	Nut-Lock	4
25	3254-2	Washer-Lock	1
26	32152-1	Nut-Lock	3
27	322-5	Screw-HH	1
28	69-0060	Screw-HH	1
29	48-8070	Washer-Lock	1
30	322-11	Screw-HH	1
31	56-7974	Clamp-Hydraulic Lines	2
32	323-6	Screw-HH	4
33	69-8290	Frame-Battery	1
34	237-37	Bumper-Rubber	4
35	23-7250	Spacer	1
36	69-9761	Plate-Clamp	1
37	72-4080	Decal-Danger	1
38	2412-41	Clamp	1
39	2412-39	Clamp	1
40	2412-104	Clamp-R	2

† Not Serviceable Separately

‡ Obtain locally

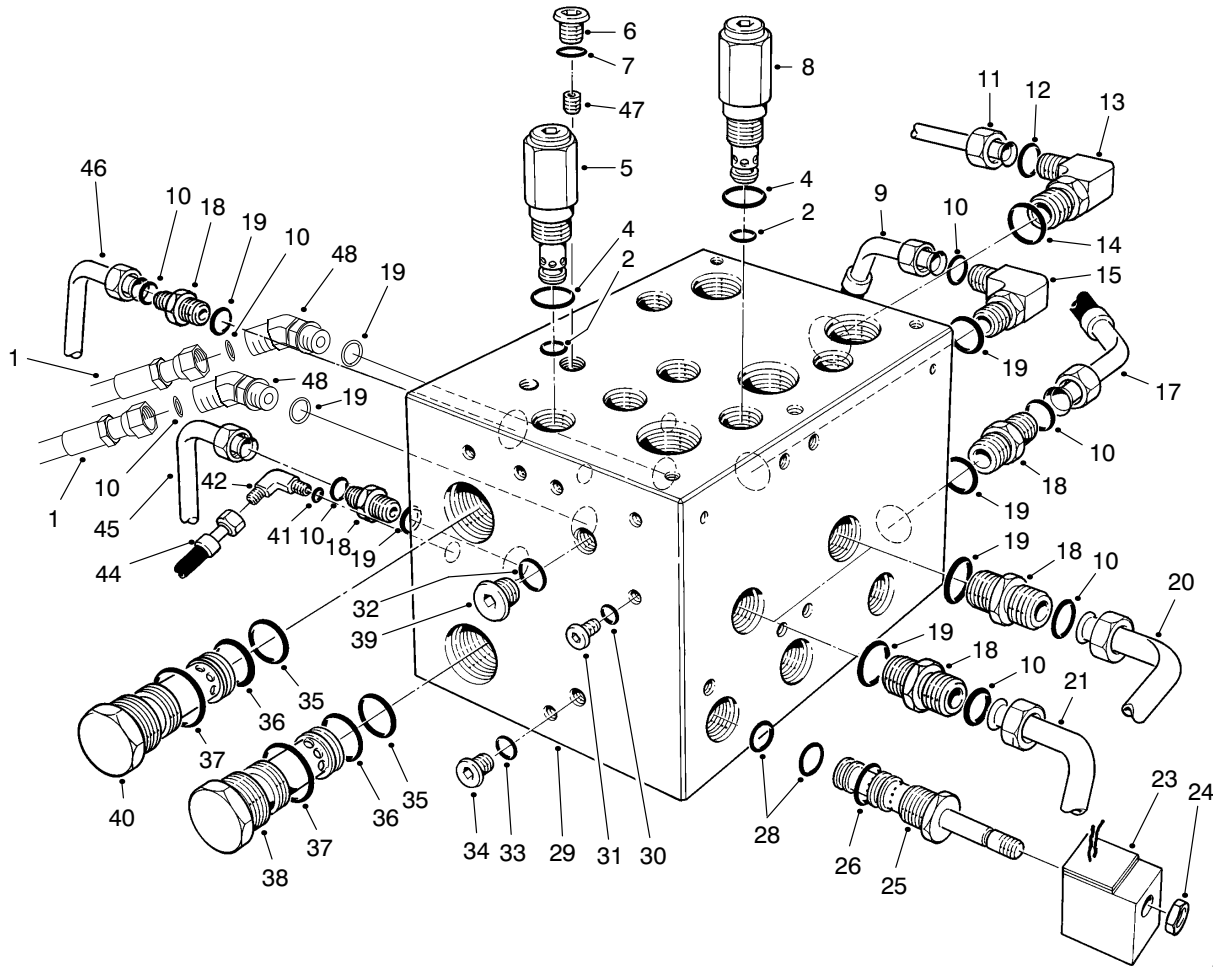


T-0364-3

## PTO MANIFOLD ASSEMBLY

Ref. No.	Part No.	Description	No. Used	Ref. No.	Part No.	Description	No. Used
1	98-0655	Hose-Hydraulic	2	25	95-5639	Spool-Solenoid Valve (Incl. Ref. #24, 26-28)	3
†2		O-Ring	6	†26		O-Ring	3
†4		O-Ring	6	†28		O-Ring	6
5	95-5640	Valve-Cartridge (600 lbs) (Incl. Ref. #2-4)	3	†29		Manifold-Power Take Off	1
6	353-989	Plug (Incl. Ref. #7)	1	30	237-156	O-Ring	30
7	237-42	O-Ring	1	31	353-991	Plug (Incl. Ref. #30)	30
8	95-5635	Valve-Cartridge (3000 lbs) (Incl. Ref. #2-4)	3	32	237-79	O-Ring	4
9	69-5600	Hose-Hydraulic	1	33	237-78	O-Ring	1
10	237-58	O-Ring	8	34	353-990	Plug (Incl. Ref. #33)	1
11	69-6160	Tube-Hydraulic	1	†35		O-Ring	6
12	340-65	O-Ring	2	†36		O-Ring	6
13	340-129	Fitting-Hydraulic Elbow (Incl. Ref. #12 & 14)	1	†37		O-Ring	6
14	237-146	O-Ring	1	38	95-5637	Valve-Cartridge (75 lbs) (Incl. Ref. #35-37)	3
15	340-142	Fitting-Hydraulic Elbow (Incl. Ref. #10 & 16)	1	39	353-988	Plug (Incl. Ref. #32)	4
17	69-5610	Hose-Hydraulic	1	40	95-5636	Valve-Cartridge (20 lbs) (Incl. Ref. #35-37)	3
18	340-9	Fitting-Hydraulic Straight (Incl. Ref. #10 & 19)	5	41	237-78	O-Ring	2
19	237-81	O-Ring	8	42	353-431	Fitting-Hydraulic 45° (Incl. Ref. #41 & 43)	2
20	69-6180	Tube-Hydraulic	1	44	93-7423	Hose-Diagnostic	2
21	69-6170	Tube-Hydraulic	1	45	69-6140	Tube-Hydraulic	1
23	88-9190	Asm-Solenoid Coil	3	46	69-6150	Tube-Hydraulic	1
24	3219-10	Nut-Jam	3				

† Not Serviceable Separately



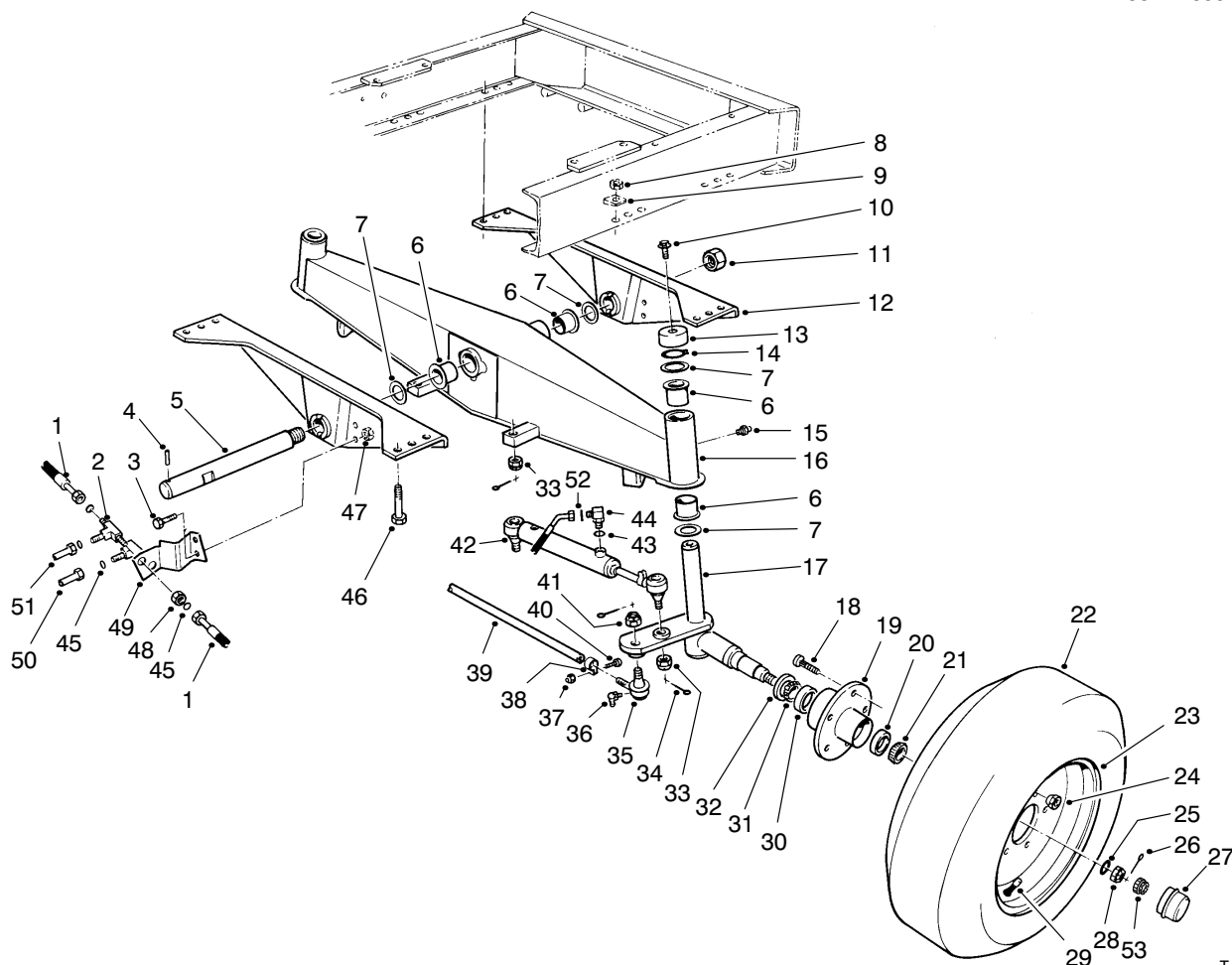
T-0364-3

## PTO MANIFOLD ASSEMBLY (Continued)

Ref. No.	Part No.	Description	No. Used
47	69-4220	Plug-Orifice	1
48	98-0657	Fitting-Hydraulic (Incl. Ref. #)	2
*	95-5645	Kit-Cartridge Valve Seal (Incl. Ref. #2 & 4)	6
*	95-5644	Kit-Cartridge Valve Seal (Incl. Ref. #35-37)	6

Ref. No.	Part No.	Description	No. Used
*	95-5643	Kit-Solenoid Valve Seal (Incl. Ref. #26-28)	3
*	95-5908	Asm-Manifold (Power Take Off) (Incl. Ref. #2, 4-8, 22-40 & 47)	1

\* Not Illustrated



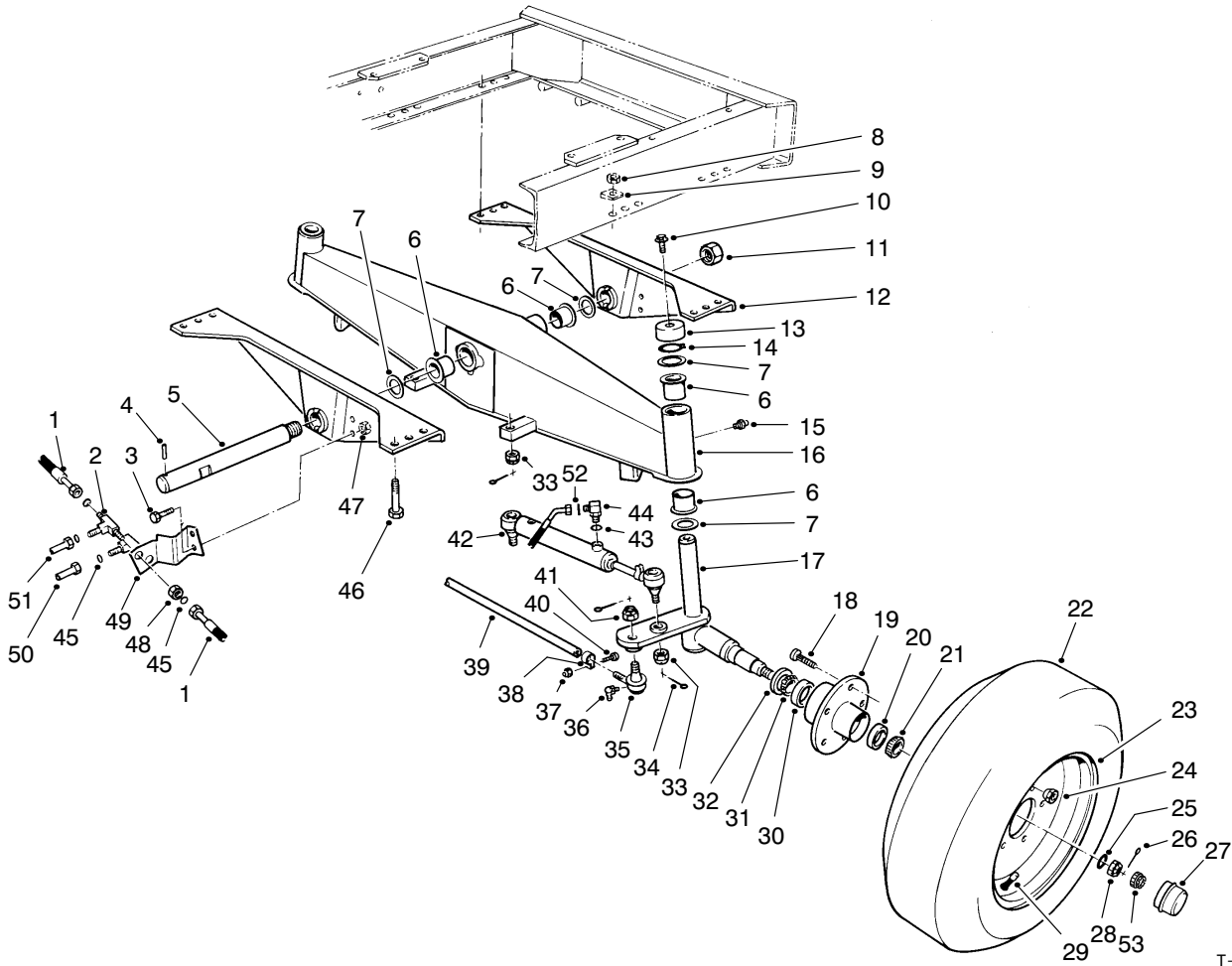
T-0345-1

## REAR AXLE ASSEMBLY

Ref. No.	Part No.	Description	No. Used	Ref. No.	Part No.	Description	No. Used
1	69-5510	Hose-Hydraulic	4	24	23-7270	Nut-Lug	10
2	340-68	Fitting-Hydraulic Bulkhead Tee (Incl. Ref. #45)	2	25	93-0309	Washer	2
3	323-6	Screw-HH	2	26	3272-13	Pin-Cotter	2
4	32121-110	Pin-Roll	1	27	69-2970	Cap-Hub	2
5	71-2590	Shaft-Pivot	1	28	3220-7	Nut-Jam	2
6	69-6470	Bushing-Flange	6	29	232-27	Stem-Valve	2
7	256-304	Washer-Thrust	6	30	254-107	Cup-Bearing Inner	2
8	32128-23	Nut-Lock	12	31	254-106	Cone-Bearing Inner	2
9	3290-216	Washer-Bevel	12	32	69-2980	Seal-Inner	2
10	3234-12	Screw-HFH	2	33	32136-13	Nut-Castle	4
11	3296-68	Nut-Lock	1	34	3272-12	Pin-Cotter	6
12	69-7960	Support-Axle	2	35	2116-4	Joint-Ball RH	1
13	69-8890	Cap-Spindle	2	*	2116-3	Joint-Ball LH	1
14	32151-10	Ring-Retaining	2	36	302-33	Fitting-Grease	2
15	302-5	Fitting-Grease	3	†37		Nut-Lock	2
16	69-7420	Axle-Rear (Incl. Ref. #6 & 15)	1	38	2412-7	Asm-Clamp (Incl. Ref. #37 & 40)	2
17	93-0311	Spindle-Wheel LH	1	39	3-3710	Asm-Tie Rod (Incl. Ref. #35-41)	1
*	93-0310	Spindle-Wheel RH	1	†40		Screw-HH	2
18	69-2990	Screw-Drive	10	41	32136-2	Nut-Castle	2
19	69-2960	Hub-Rear Wheel (Incl. Ref. #18, 20 & 30)	2	42	98-0661	Asm-Hydraulic Cylinder	2
20	254-72	Cup-Bearing Outer	2	43	237-78	O-Ring	4
21	254-92	Cone-Bearing Outer	2	44	340-132	Fitting-Hydraulic Elbow (Incl. Ref. #43 & 52)	4
22	69-9880	Tire	2	45	237-22	O-Ring	6
23	217-116	Rim	2	46	325-6	Screw-HH	12

\* Not Illustrated

† Not Serviceable Separately

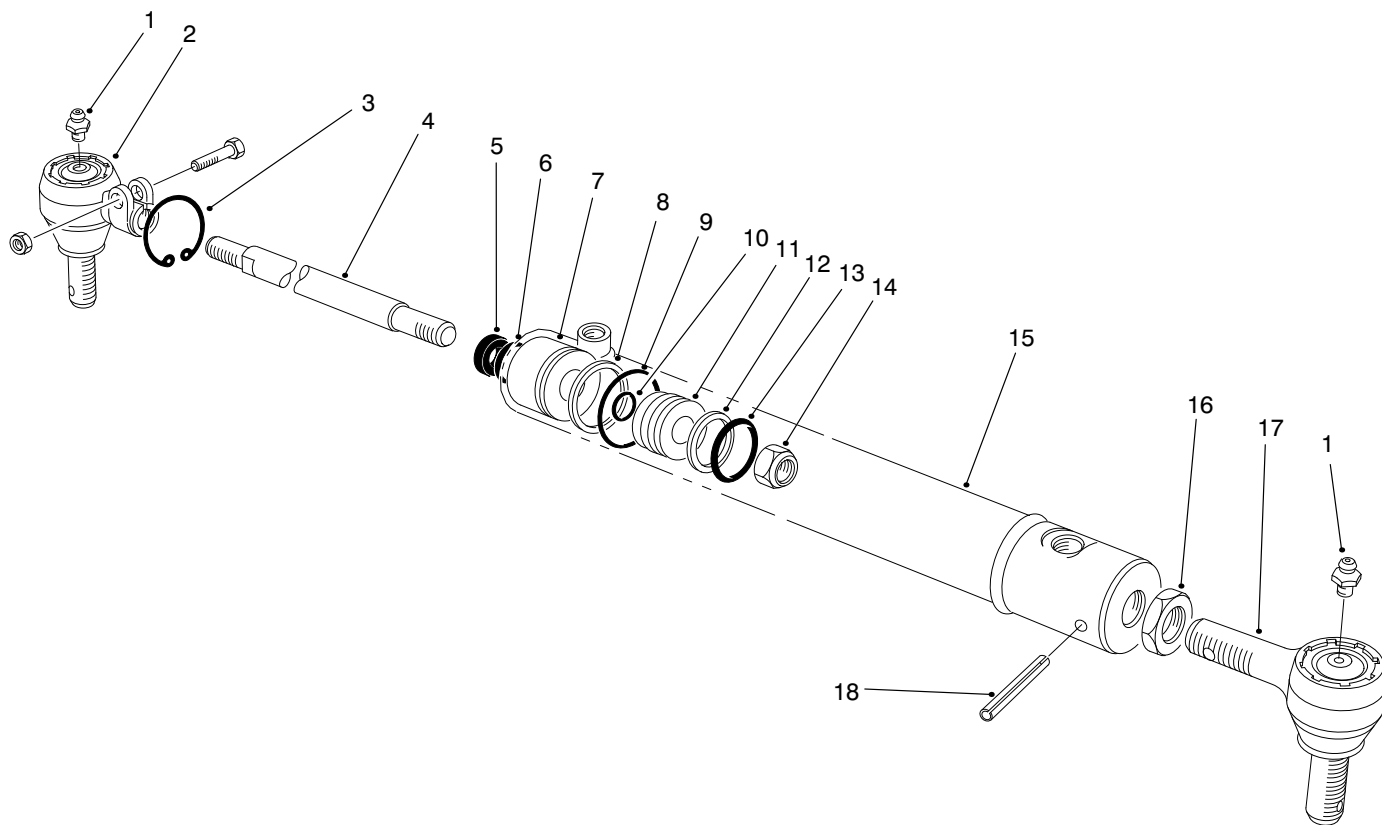


T-0345-1

## REAR AXLE ASSEMBLY (Continued)

Ref. No.	Part No.	Description	No. Used
47	32152-2	Nut-Lock	2
48	340-70	Nut-Bulkhead	2
49	95-6487	Bracket-Hose Support	1
50	69-6010	Tube-Hydraulic	1

Ref. No.	Part No.	Description	No. Used
51	69-6020	Tube-Hydraulic	1
52	237-21	O-Ring	4
53	93-0307	Nut-Retainer	2



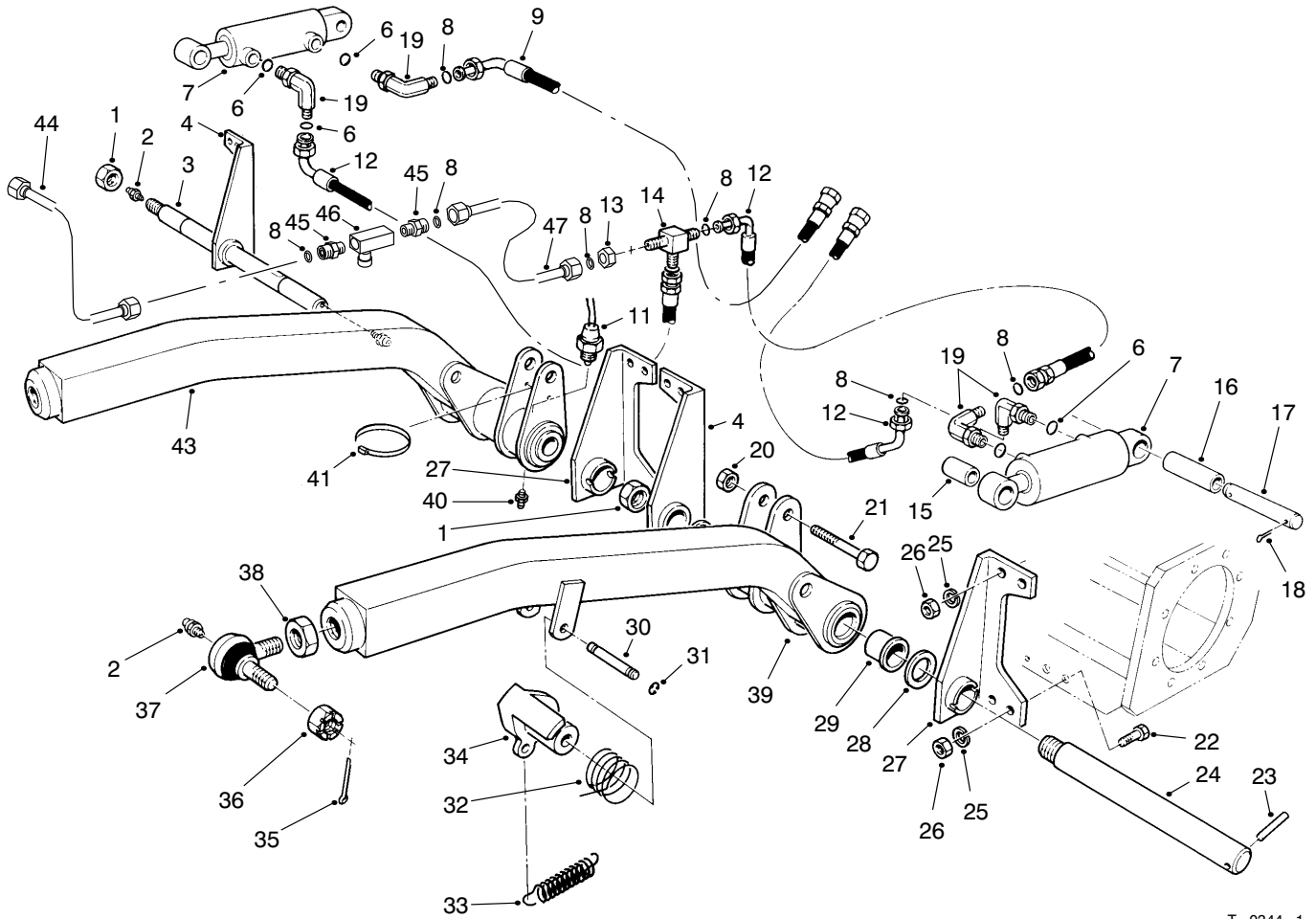
T-0378-3

## HYDRAULIC CYLINDER ASSEMBLY NO. 98-0661

Ref. No.	Part No.	Description	No. Used
1	302-5	Fitting-Grease	2
2	69-9810	Joint-Ball	1
3		Ring-Retaining	1
4	98-0666	Rod-Piston	1
5		Wiper-Rod	1
6		Seal-U-Cup	1
7	98-0664	Ring-Head	1
8		Ring-Back-Up	1
9		O-Ring	1
10		O-Ring	1
11	98-0665	Piston	1
12		Ring-Piston	1

Ref. No.	Part No.	Description	No. Used
13		O-Ring	1
14	43-5130	Nut-Lock	1
15		Barrel-Cylinder	1
16	69-1980	Nut-Jam	1
17	82-5730	Joint-Ball	1
18	32121-34	Pin-Roll	1
*	98-0667	Kit-Repair (Incl. Ref. #3, 5, 6, 8-10 & 12-13)	1
*	98-0661	Steering Cylinder (Complete) (Incl. Ref. #3-18)	2

\* Not Illustrated



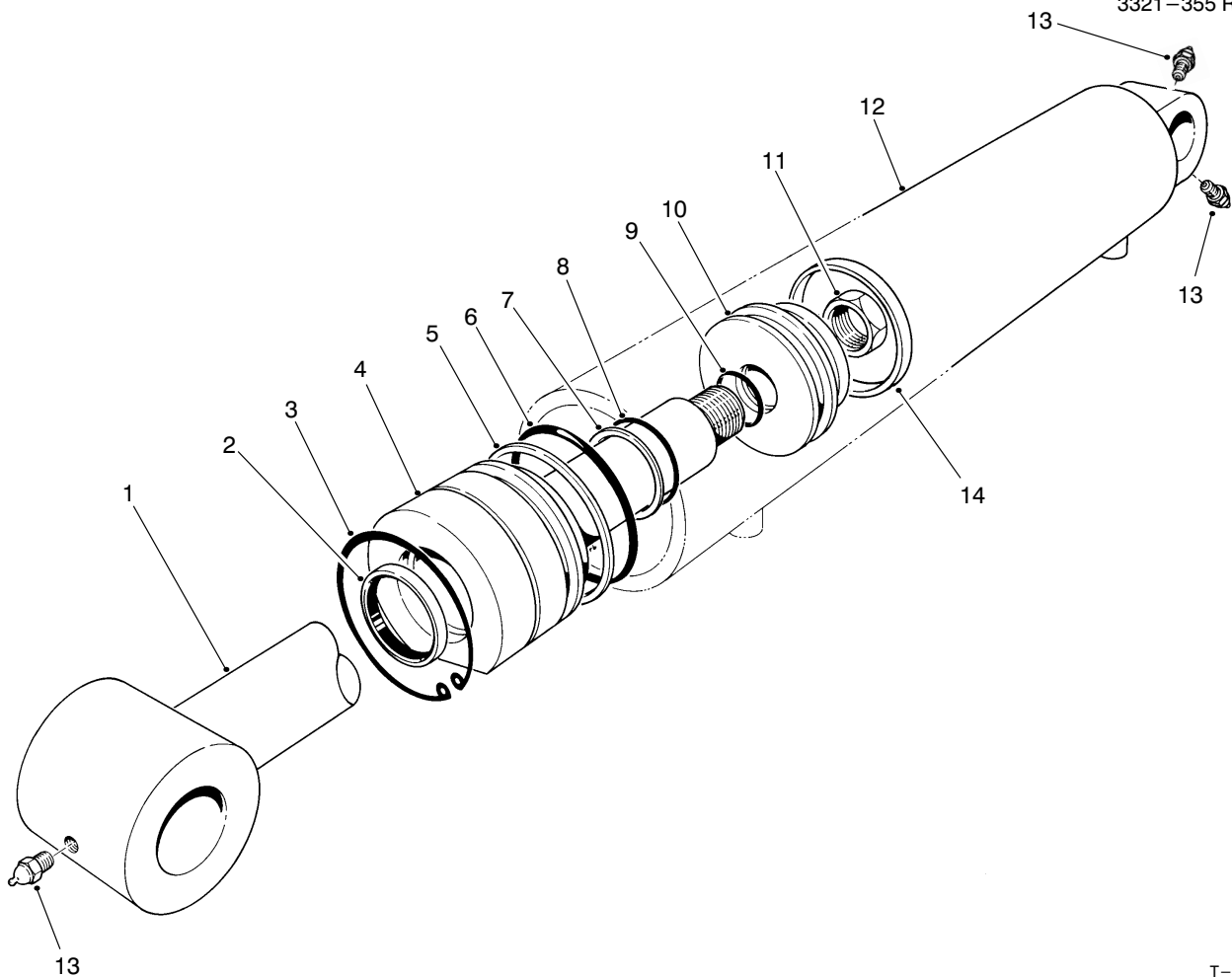
T-0344-1

## FRONT LIFT ARM ASSEMBLY

Ref. No.	Part No.	Description	No. Used
1	3296-68	Nut-Lock	2
2	302-2	Fitting-Grease	4
3	71-2570	Shaft-Pivot	1
4	69-7940	Support-Lift Arm RH	2
6	237-42	O-Ring	4
7	92-4971	Asm-Hydraulic Cylinder	2
8	237-22	O-Ring	9
9	69-8440	Hose-Hydraulic	1
11	72-4310	Switch-Ball	1
12	69-5440	Hose-Hydraulic	3
13	340-70	Nut-Bulkhead	1
14	340-68	Fitting-Hydraulic Bulk. Tee (Incl. Ref. #8)	1
15	98-7346	Tube-Cylinder Bushing	2
16	20-4360	Tube-Spacer	2
17	69-9180	Pin-Cylinder	2
18	3272-23	Pin-Cotter	4
19	340-77	Fitting-Hydraulic Elbow (Incl. Ref. #6 & 8)	4
20	32153-6	Nut-Lock	2
21	328-5	Screw-HH	2
22	325-6	Screw-HH	12
23	32121-110	Pin-Roll	2
24	71-2590	Shaft-Pivot	1
25	3253-7	Washer-Lock	16

Ref. No.	Part No.	Description	No. Used
26	3217-9	Nut-Hex.	16
27	69-7920	Support-Lift Arm LH	2
28	256-304	Washer-Thrust	2
29	69-6470	Bushing-Flange	4
30	92-4806	Pin-Latch	1
31	32120-47	Ring-Retaining	2
32	69-8470	Spring-Torsion	1
33	76-1670	Spring-Extension	1
34	69-1540	Pivot-Spring	1
35	3272-12	Pin-Cotter	2
36	32136-2	Nut-Slotted	2
37	86-8100	Joint-Ball (Incl. Ref. #2 & 36)	2
38	21-3000	Nut-Jam	2
39	69-9580	Asm-Front Lift Arm, LH (Incl. Ref. #29 & 40)	1
40	302-5	Fitting-Grease	2
41	3290-378	Tie-Cable	1
43	69-9570	Asm-Front Lift Arm, RH (Incl. Ref. #29 & 40)	1
44	93-7426	Tube-Hydraulic	1
45	340-57	Fitting-Hydraulic Straight (Incl. Ref. #8)	2
46	93-1397	Valve-Flow Control	1
47	93-7427	Tube-Hydraulic	1





T-0380-1

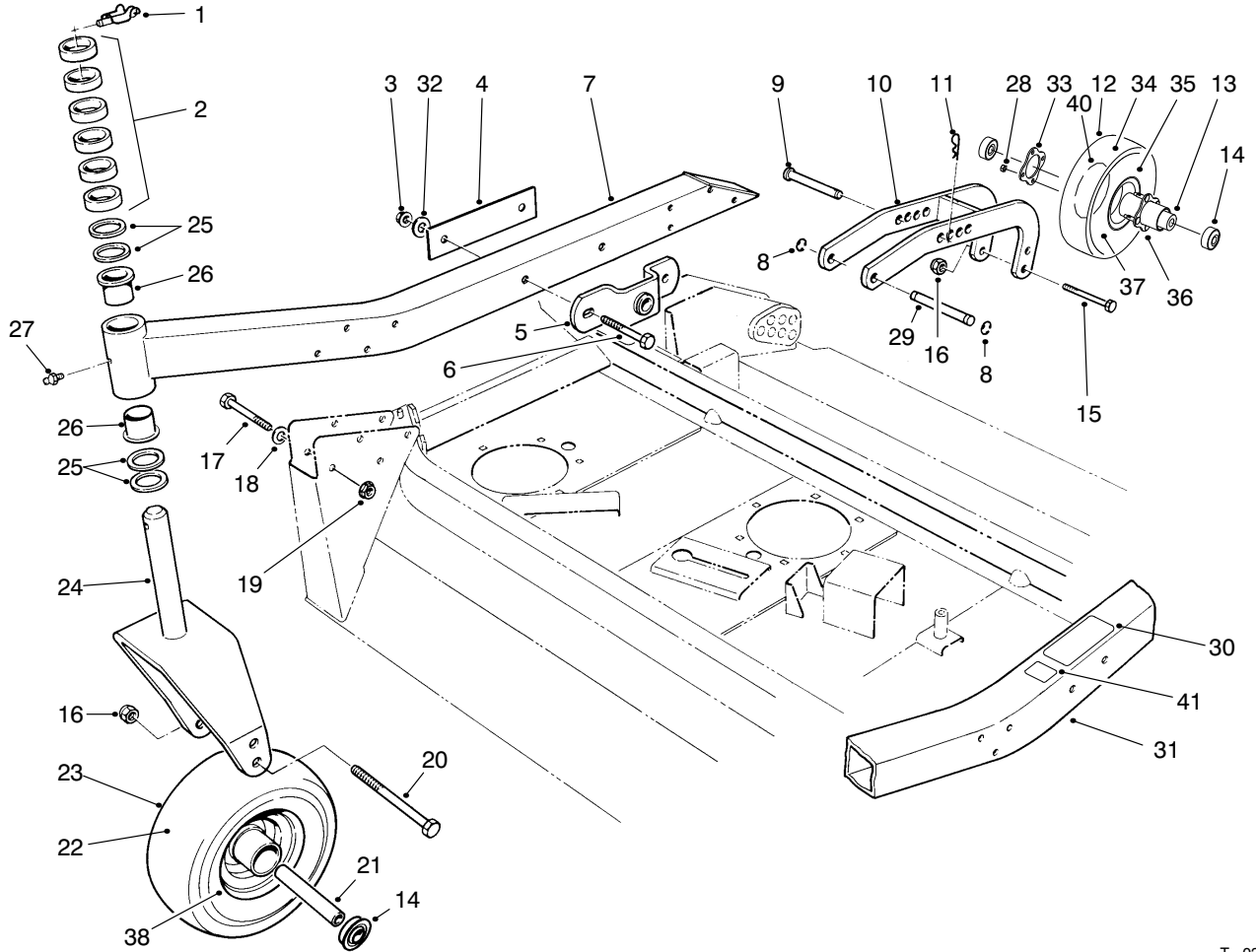
## HYDRAULIC CYLINDER ASSEMBLY NO. 92-4971

Ref. No.	Part No.	Description	No. Used
1	69-2580	Shaft w/clevis	1
†2		Seal-Dust	1
3	61-4990	Ring-Retaining	1
4	69-2570	Head	1
†5		Ring-Back-Up	1
†6		O-Ring	1
†7		Ring-Back-Up	1
†8		O-Ring	1

Ref. No.	Part No.	Description	No. Used
†9		Uni-Ring	1
10	60-9770	Piston	1
11	60-9760	Nut-Lock	1
†12		Barrel	1
13	302-5	Fitting-Grease	3
14		Seal-Uni-Ring	1
*	86-7350	Kit-Seal Repair (Incl. Ref. #2 & 5-9)	1

\* Not Illustrated

†† Not Serviceable Separately

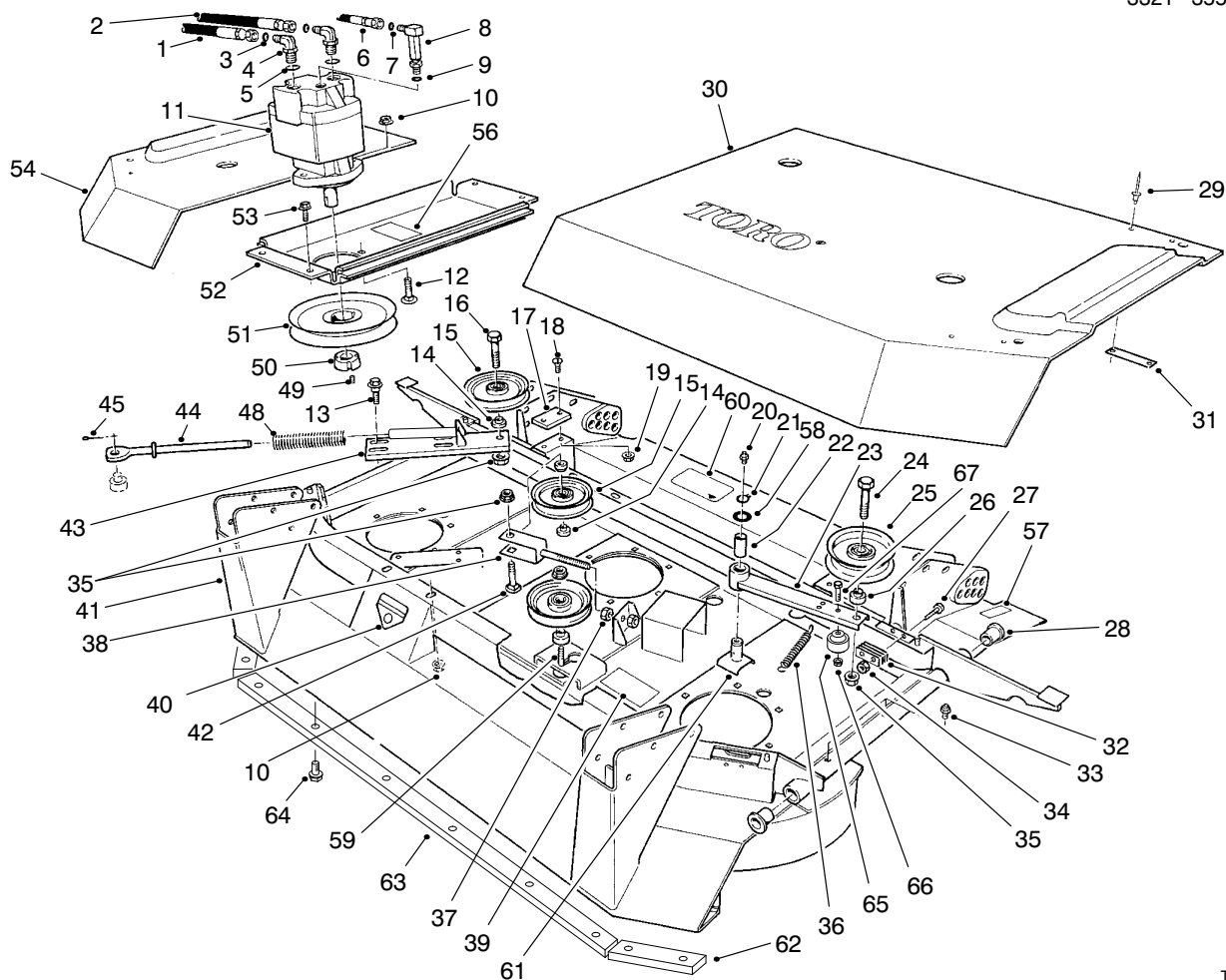


T-0362-4

## CENTER DECK MODEL NO. 30592 CARRIER FRAME ASSEMBLY

Ref. No.	Part No.	Description	No. Used
1	3290-384	Pin-Lynch	2
2	69-1510	Spacer-Caster	12
3	32128-23	Nut-HHF	4
4	69-8790	Plate-Reinforcing	2
5	69-7290	Mount-Ball Joint	2
6	325-15	Screw-HH	4
7	69-8860	Arm-Castor RH (Incl. Ref. #26-27)	1
8	32151-48	Ring-Retaining	4
9	283-70	Pin-Hitch (Incl. Ref. #11)	2
10	98-3047	Arm-Pivot	2
11	3290-343	Pin-Cotter Hair	2
12	93-4240	10" Wheel-Pneumatic (Incl. Ref. #13-14, 28, 33-37, & 40)	2
13	93-4241	Spacer	2
14	93-4237	Bearing	8
15	327-24	Screw HH	2
16	3296-53	Nut-Lock	4
17	323-15	Screw-HH	16
18	5-0838	Washer-Flat	16
19	32128-43	Nut-HHF	16
20	327-25	Screw-HH	2

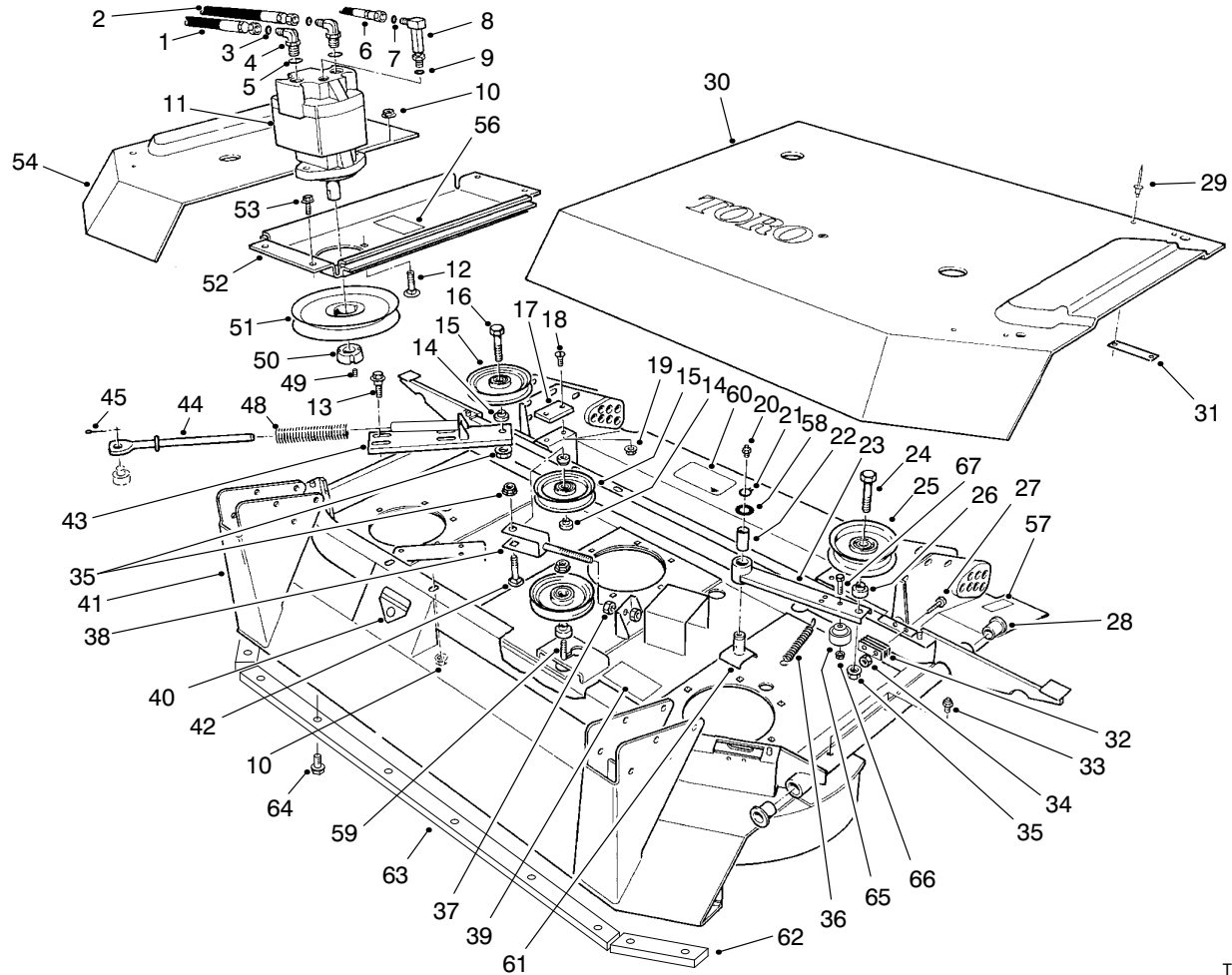
Ref. No.	Part No.	Description	No. Used
21	93-5630	Spacer-Bearing	2
22	98-7313	Tire-12"	2
23	98-7312	Wheel-Pneumatic, 12" (Incl. Ref. #14, 21-22 & 38)	2
24	98-7302	Fork-Castor	2
25	69-6860	Washer-Castor	8
26	69-6470	Bushing-Flange	4
27	302-5	Fitting-Grease	2
28	32128-16	Nut-HHF	8
29	69-9260	Pin-Clevis	2
30	95-0818	Decal-Torque	1
31	13-5069	Arm-Castor LH (Incl. Ref. #26-27, & 30)	1
32	30-8770	Washer-Flat	4
33	93-4242	Plate	2
34	93-4243	Tire-10"	2
35	93-4239	Rim-Wheel	4
36	93-5980	Hub	2
37	93-4244	Tube-w/Valve	2
38	93-5631	Rim-Wheel	2
40	95-2741	Rim-Wheel	2
41	93-7252	Decal-CE	1



T-0361-4

## CENTER DECK MODEL NO. 30592

Ref. No.	Part No.	Description	No. Used	Ref. No.	Part No.	Description	No. Used
1	76-2760	Asm-Hydraulic Hose	1	26	69-6970	Spacer-Idler	1
2	76-2750	Asm-Hydraulic Hose	1	27	32105-1	Screw-Machine	8
3	237-58	O-Ring	2	28	92-3162	Bushing-Flange	4
4	95-1692	Fitting-Hydraulic Elbow (Incl. Ref #3 & 5)	2	29	3269-25	Rivet-Pop	8
5	237-81	O-Ring	2	30	69-6780	Cover-Center Left	1
6	76-2770	Asm-Hydraulic Hose	1	31	69-6870	Plate-Magnet	4
7	237-22	O-Ring	1	32	69-6260	Magnet-Cover	4
8	69-4320	Fitting-Hydraulic 90° (Incl. Ref. #7 & 9)	1	33	302-5	Fitting-Grease	4
9	237-42	O-Ring	1	34	3296-2	Nut-Lock	8
10	32128-21	Nut-HHF	6	35	32128-23	Nut-Flange Lock	4
11	94-4907	Motor-Hydraulic	1	36	76-1670	Spring-Extension	1
12	3231-28	Bolt-CARR	2	37	3217-9	Nut-Jam	2
13	19-1470	Bolt-Shoulder	4	38	69-6550	Arm-Tension	1
14	69-6960	Spacer-Idler	4	39	95-0833	Decal-Belt Routing	1
15	63-1540	Pulley-Idler	3	40	43-8480	Decal-Danger	1
16	325-7	Screw-HH	1	41	13-4969	Deck-Center (Incl. Ref. #20, 28, 33, 39, 40 & 57)	1
17	69-9290	Pad-Bumper	2	42	3233-27	Bolt-CARR	1
18	32108-103	Screw-Flat Hd.	4	43	98-0755	Plate-Tension	1
19	32128-20	Nut-HHF	4	44	77-2830	Rod-Spring	1
20	302-2	Fitting-Grease	1	45	3272-7	Pin-Cotter	1
21	32120-72	Ring-Retaining	1	48	86-7480	Spring-Compression	1
22	256-188	Bushing-Sleeve	1	49		Screw-Set	2
23	69-6610	Arm-Idler (Incl. Ref. #22)	1	50	23-1640	Bushing-Taper Lock (Incl. Ref. #49)	1
24	325-8	Screw-HH	1	51	63-0660	Pulley-Drive	1
25	69-5430	Pulley-Idler	1				

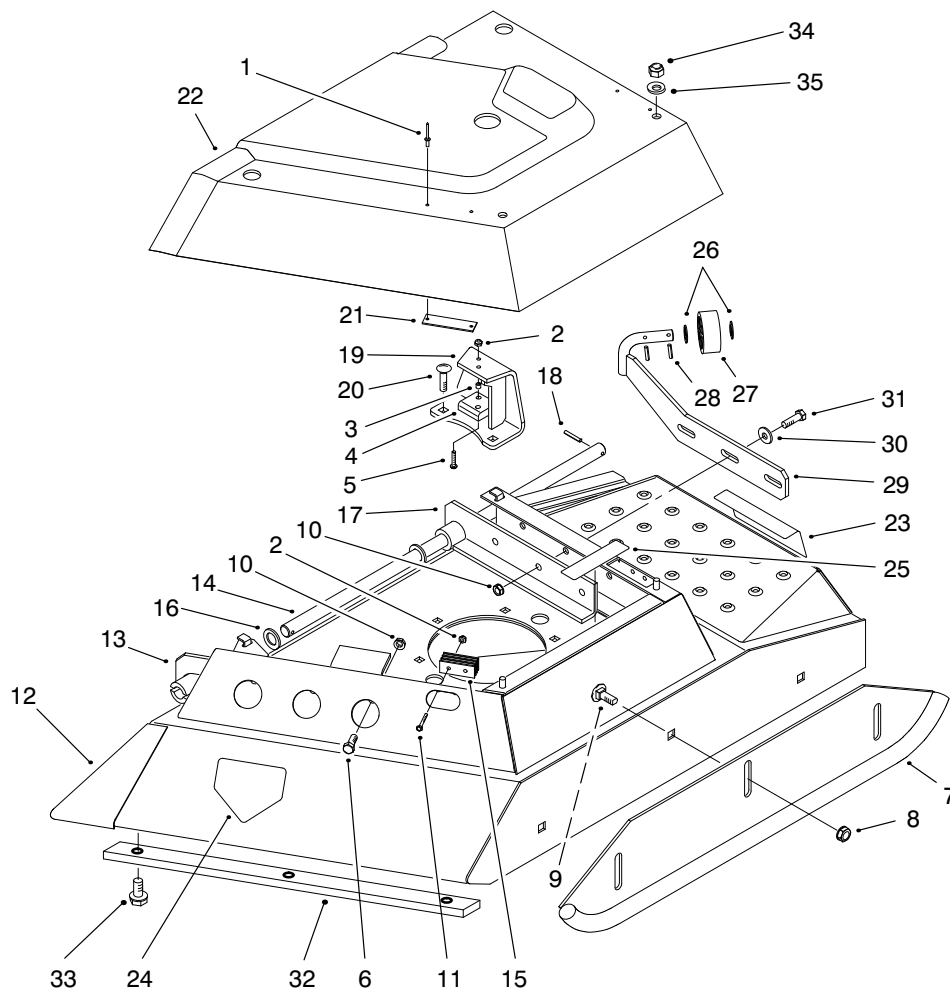


T-0361-4

## CENTER DECK MODEL NO. 30592 (Continued)

Ref. No.	Part No.	Description	No. Used	Ref. No.	Part No.	Description	No. Used
52	69-6390	Plate-Gearbox	1	62	94-9820	Bar-Guard, Front RH & LH (Europe)	2
53	3234-12	Screw-HFH	4	63	94-9819	Bar-Guard, Front Center (Europe)	1
54	69-6790	Cover-Center Right	1	64	32104-31	Screw-HW (Europe)	10
56	95-0845	Decal-Height of Cut	1	65	98-3038	Bushing-Idler	1
57	95-0817	Decal-Height of Cut	1	66	32149-1	Nut-Keps	1
58	3-6498	Washer-Flat	1	67	322-6	Screw-HH	1
59	3233-30	Bolt-CARR	1	*	93-8457	Belt-Hex. Deck Drive	1
60	66-1340	Decal-Danger	1	*	3290-378	Tie-Cable	2
60	93-7824	Decal-Danger (Europe)	1				
61	93-9324	Pivot-Idler	1				

\* Not Illustrated

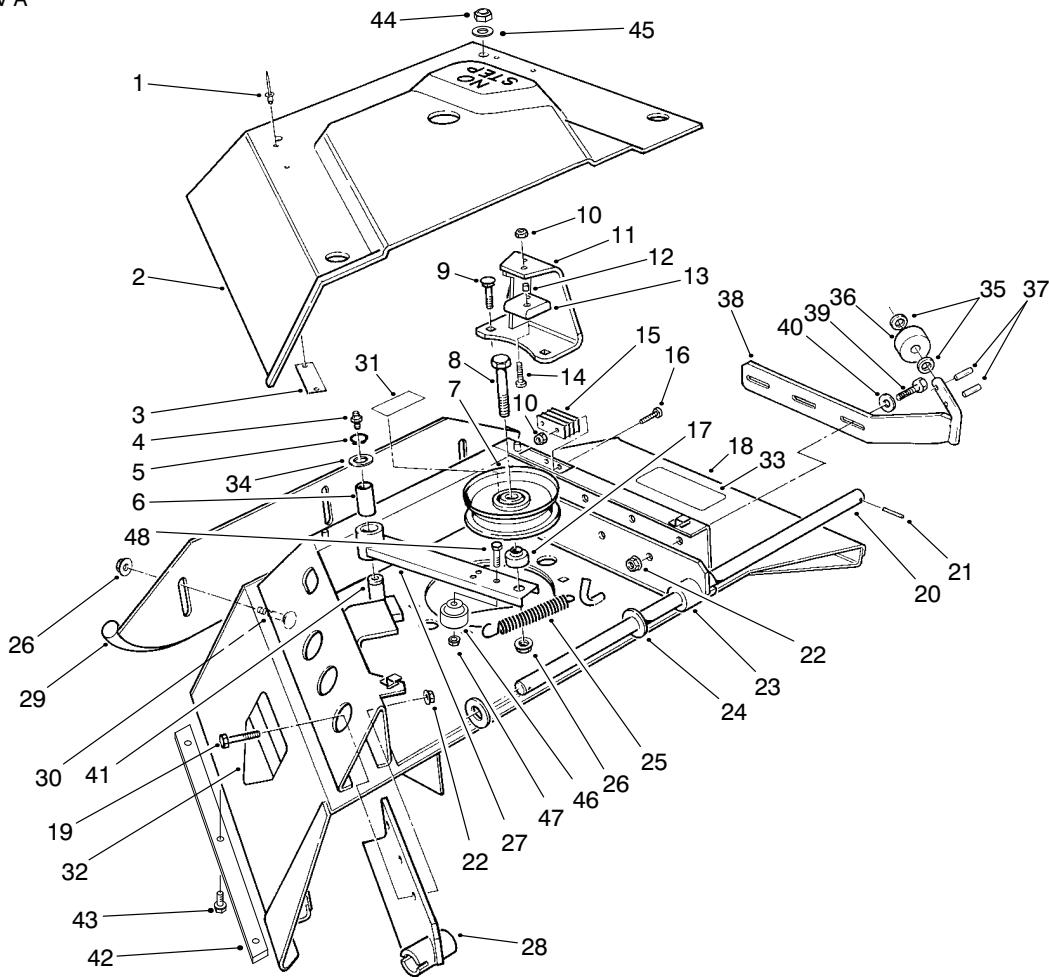


T-0366-3

## CENTER DECK MODEL NO. 30592 LEFT WING ASSEMBLY

Ref. No.	Part No.	Description	No. Used	Ref. No.	Part No.	Description	No. Used
1	3269-25	Rivet-Pop	4	21	69-6870	Plate-Magnet	2
2	3296-2	Nut-Lock	6	22	69-6850	Cover-Left Wing	1
3	40-9520	Spacer-Split	2	23	66-1340	Decal-Danger	1
4	40-0330	Cushion-Rubber	1	23	93-7824	Decal-Danger (Europe)	1
5	32122-28	Screw-Truss Hd.	2	24	43-8480	Decal-Danger	1
6	323-6	Screw-HH	3	24	93-7815	Decal-Danger (Europe)	1
7	69-6730	Skid	1	25	67-5360	Decal-Danger	1
8	32128-23	Nut-Flange Lock	3	25	93-7273	Decal-Danger (Europe)	1
9	3233-9	Bolt-CARR	3	26	3256-69	Washer	2
10	32128-21	Nut-HHF	6	27	82-4910	Roller	1
11	32105-1	Screw-Machine	4	28	32121-4	Pin-Roll	2
12	13-4989	Deck-Left Wing (Incl. Ref. #23-25)	1	29	88-9270	Bracket-Roller LH	1
13	69-6640	Hinge-Left Front	1	30	5-0838	Washer-Flat	3
14	69-6900	Shaft-Hinge	1	31	323-7	Screw-HH	3
15	69-6260	Magnet-Cover	2	32	94-9824	Bar-Guard, Front Wing LH (Europe)	1
16	95-3297	Washer-Thrust	2	33	32104-31	Screw-HH (Europe)	3
17	69-6670	Hinge-Left Rear	1	34	3296-29	Nut-Lock	2
18	32121-6	Pin-Roll	2	35	3256-23	Washer-Flat	2
19	94-6760	Bracket-Support	1	*	76-2060	V-Belt	1
20	3231-25	Bolt-CARR	2	*	42-6200	Shim-Cushion	A/R

\* Not Illustrated



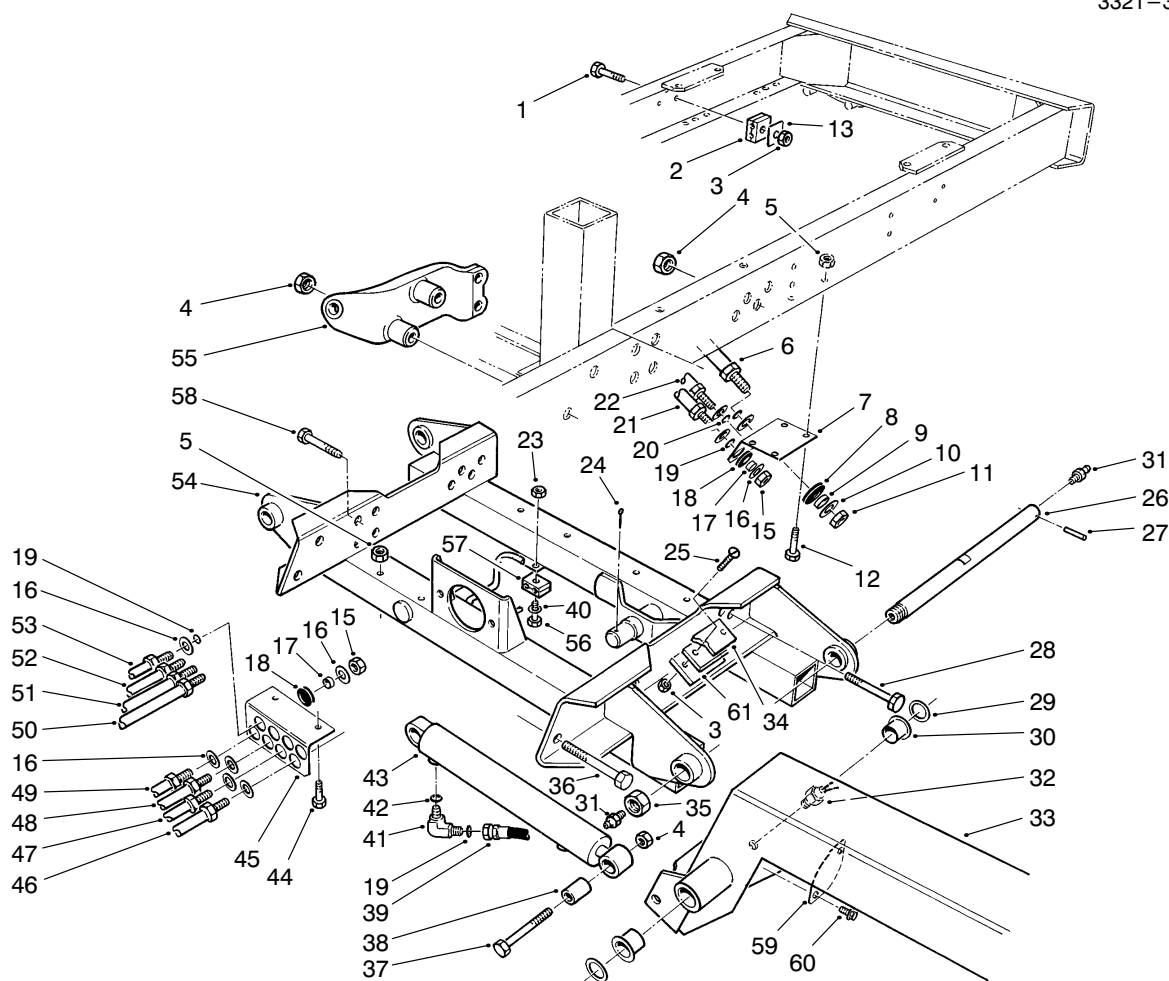
T-0365-4

## CENTER DECK MODEL NO. 30592 RIGHT WING ASM.

Ref. No.	Part No.	Description	No. Used
1	3269-25	Rivet-Pop	4
2	69-6840	Cover-Right Wing	1
3	69-6870	Plate-Magnet	2
4	302-2	Fitting-Grease	1
5	32120-72	Ring-Retaining	1
6	256-188	Bushing-Sleeve	1
7	69-5430	Pulley-Idler	1
8	325-8	Screw-HH	1
9	3231-25	Bolt-CARR	2
10	3296-2	Nut-Lock	6
11	94-6762	Bracket-Support	1
12	40-9520	Spacer-Split	2
13	40-0330	Cushion-Rubber	1
14	32122-28	Screw-Truss Hd.	2
15	69-6260	Magnet-Cover	2
16	32105-1	Screw-Machine	4
17	69-6970	Spacer-Idler	1
18	13-4979	Asm-Right Wing Deck (Incl. Ref. #4, 32 & 33)	1
19	323-6	Screw-HH	3
20	69-6900	Shaft-Hinge	1
21	32121-6	Pin-Roll	2
22	32128-21	Nut-HHF	6
23	69-6710	Hinge-Right Rear	1
24	95-3297	Washer-Thrust	2
25	76-1670	Spring-Extension	1
26	32128-23	Nut-HHF	4
27	69-6610	Asm-Idler Arm (Incl. Ref. #6)	1

Ref. No.	Part No.	Description	No. Used
28	69-6690	Hinge-Right Front	1
29	69-6730	Skid	1
30	3233-9	Bolt-CARR	3
31	67-5360	Decal-Danger	1
31	93-7273	Decal-Danger (Europe)	1
32	43-8480	Decal-Danger	1
32	93-7815	Decal-Danger (Europe)	1
33	66-1340	Decal-Danger	1
33	93-7824	Decal-Danger (Europe)	1
34	3-6498	Washer	1
35	3256-69	Washer	2
36	82-4910	Roller	1
37	32121-4	Pin-Roll	2
38	88-9260	Bracket-Roller RH	1
39	323-7	Screw-HH	3
40	5-0838	Washer-Flat	3
41	93-9324	Pivot-Idler	1
42	94-9821	Bar-Guard, Front Wing RH (Europe)	1
43	32104-31	Screw-HH (Europe)	3
44	3296-29	Nut-Lock	2
45	3256-23	Washer-Flat	2
46	98-3038	Bushing-Idler	1
47	32149-1	Nut-Keps	1
48	322-6	Screw-HH	1
*	76-2060	V-Belt	1
*	42-6200	Shim-Cushion	A/R

\* Not Illustrated

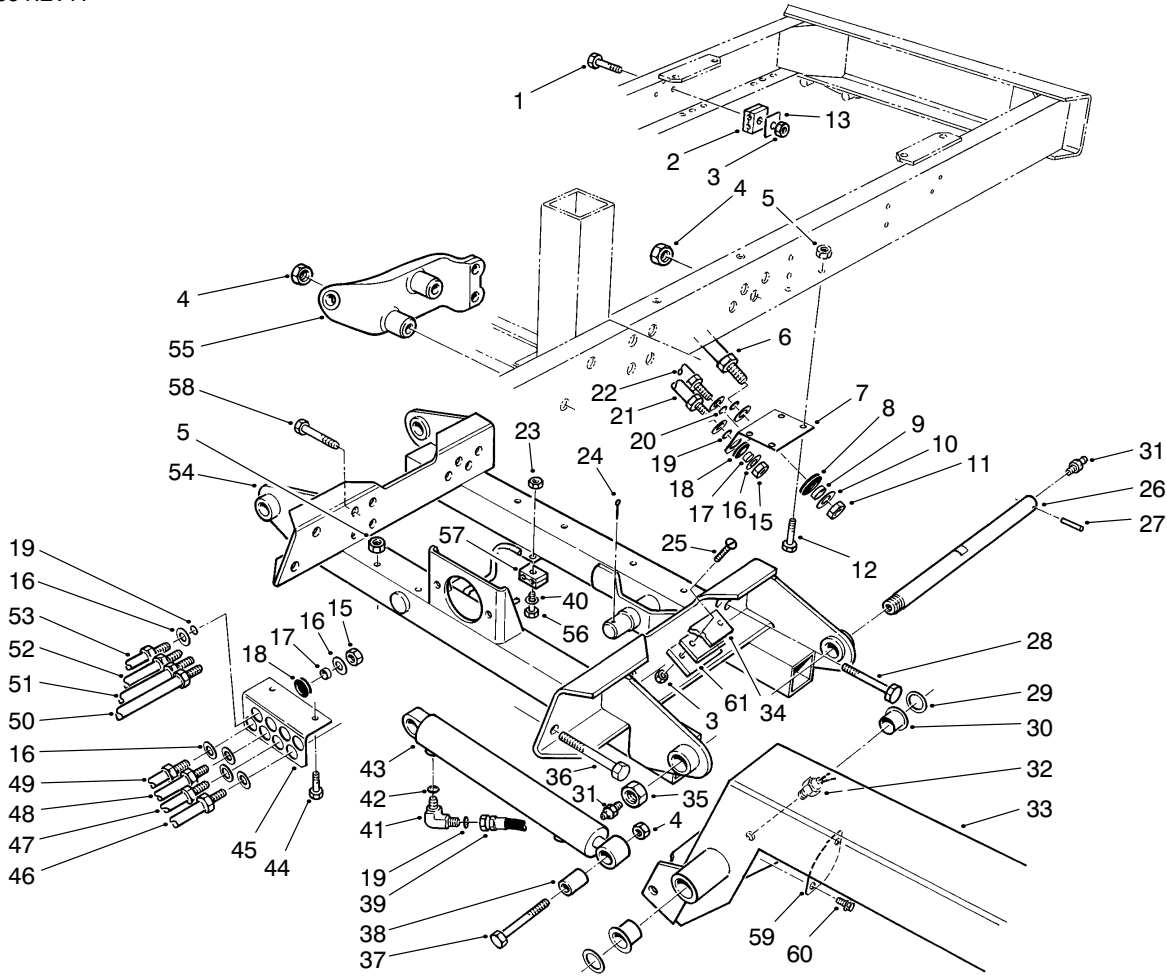


T-0348-1

## WING DECK LIFT ASSEMBLY

Ref. No.	Part No.	Description	No. Used	Ref. No.	Part No.	Description	No. Used
1	322-11	Screw-HH	1	22	69-6180	Tube-Hydraulic LH (Incl. Ref. #20)	1
2	56-7974	Clamp Half-Hydraulic Line	2	*	69-6150	Tube-Hydraulic RH (Incl. Ref. #20)	1
3	32152-1	Nut-Lock	5	23	32152-4	Nut Lock	3
4	32153-6	Nut-Lock	22	24	3272-33	Pin-Cotter	2
5	32152-2	Nut-Lock	6	25	32108-103	Screw-Machine Flat Hd.	4
6	69-6170	Tube-Hydraulic LH (Incl. Ref. #20)	1	26	71-2580	Shaft-Lift Arm Pivot	2
*	69-6140	Tube-Hydraulic RH (Incl. Ref. #20)	1	27	32121-110	Pin-Roll	2
7	69-9450	Bracket-Wing Hose LH	1	28	328-26	Screw-HH	12
*	69-9460	Bracket-Wing Hose RH	1	29	256-304	Washer-Thrust	4
8	240-3	Grommet	4	30	69-6470	Bushing-Flange	4
9	69-9000	Spacer	4	31	302-2	Fitting-Grease	4
10	69-9010	Washer	8	32	72-4310	Switch-Lift	2
11	340-74	Nut-Bulkhead	4	33	93-9926	Asm-Lift Arm LH (Incl. Ref. #30-31)	1
12	323-6	Screw-HH	4	*	93-9925	Asm-Lift Arm RH (Incl. Ref. #30-31)	1
13	69-9761	Plate-Cover	1	34	69-9300	Cushion-Rubber	2
15	340-70	Nut-Bulkhead	10	35	3296-68	Nut Lock	2
16	69-8940	Washer	20	36	328-8	Screw-HH	4
17	69-8970	Spacer	10	37	328-8	Screw-HH	2
18	240-4	Grommet	10	38	69-9190	Bushing-Cylinder	2
19	237-22	O-Ring	14	39	69-5490	Hose-Cylinder	4
20	237-65	O-Ring	4	40	3256-56	Washer-Flat	3
21	69-5980	Tube-Hydraulic LH (Incl. Ref. #19)	1	41	340-77	Fitting-Hydraulic Elbow (Incl. Ref. #19 & 42)	4
*	69-5970	Tube-Hydraulic RH (Incl. Ref. #19)	1				

\* Not Illustrated



T-0348-1

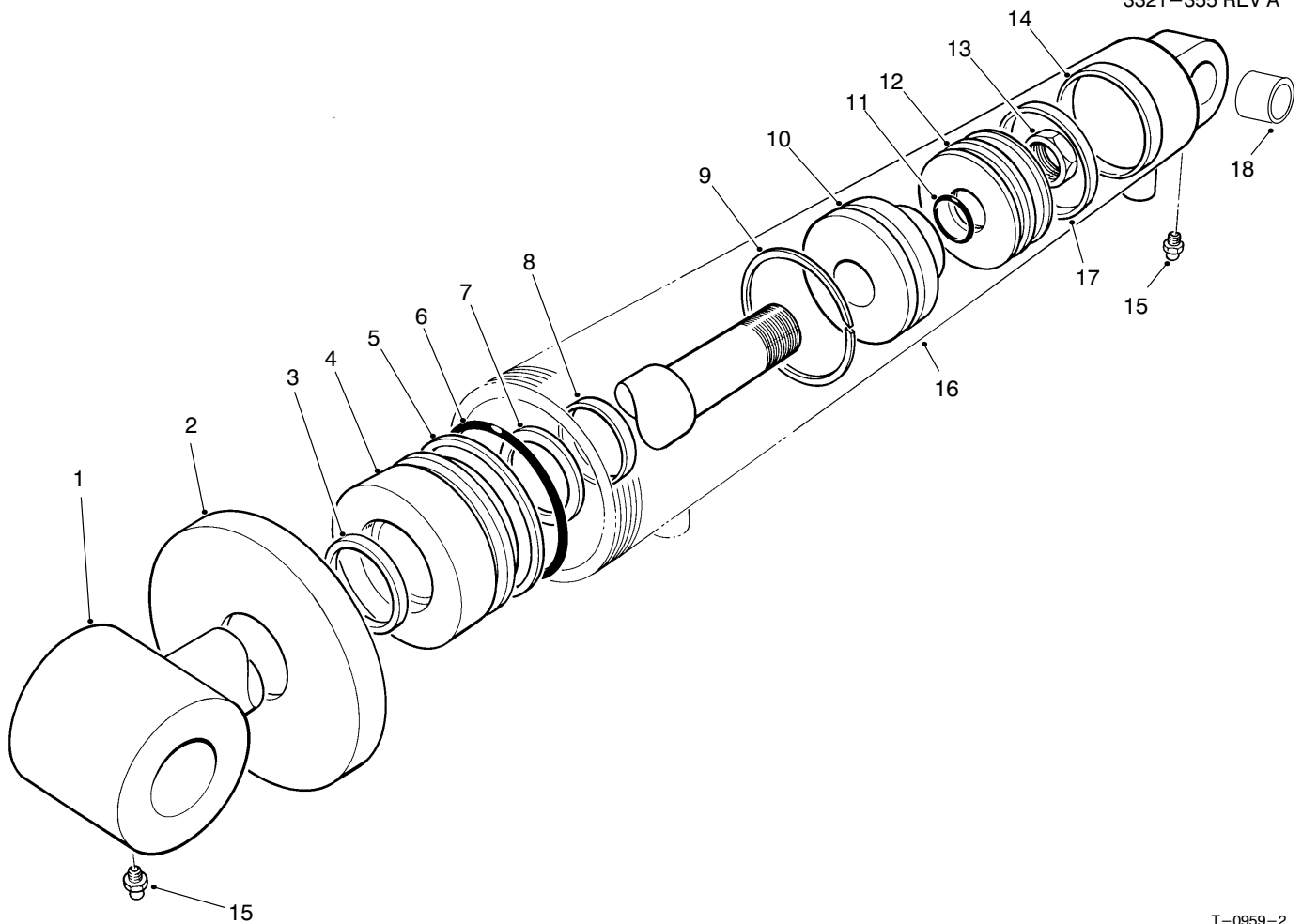
## WING DECK LIFT ASSEMBLY (Continued)

Ref. No.	Part No.	Description	No. Used
42	237-42	O-Ring	4
43	74-2170	Cylinder-Lift	2
44	323-15	Screw-HH	2
45	74-2680	Bracket-Bulkhead	1
46	69-6030	Tube-Hydraulic (Incl. Ref. #19)	1
47	69-6060	Tube-Hydraulic (Incl. Ref. #19)	1
48	69-6070	Tube-Hydraulic (Incl. Ref. #19)	1
49	69-6000	Tube-Hydraulic (Incl. Ref. #19)	1
50	69-6040	Tube-Hydraulic (Incl. Ref. #19)	1
51	69-6050	Tube-Hydraulic (Incl. Ref. #19)	1

Ref. No.	Part No.	Description	No. Used
52	69-6080	Tube-Hydraulic (Incl. Ref. #19)	1
53	69-5990	Tube-Hydraulic (Incl. Ref. #19)	1
54	69-4400	Carrier-Wing Deck	1
55	69-1580	Anchor-Latch LH	1
*	69-1600	Anchor-Latch RH	1
56	321-9	Screw-HH	3
57	56-7973	Clamp Half-Hydraulic Line	6
58	328-24	Screw-HH	4
59	39-7650	Plate-Cover	2
60	32144-11	Screw-Thread Forming	4
61	93-9922	Spacer	2
*	3290-378	Tie-Cable	3

\* Not Illustrated





T-0959-2

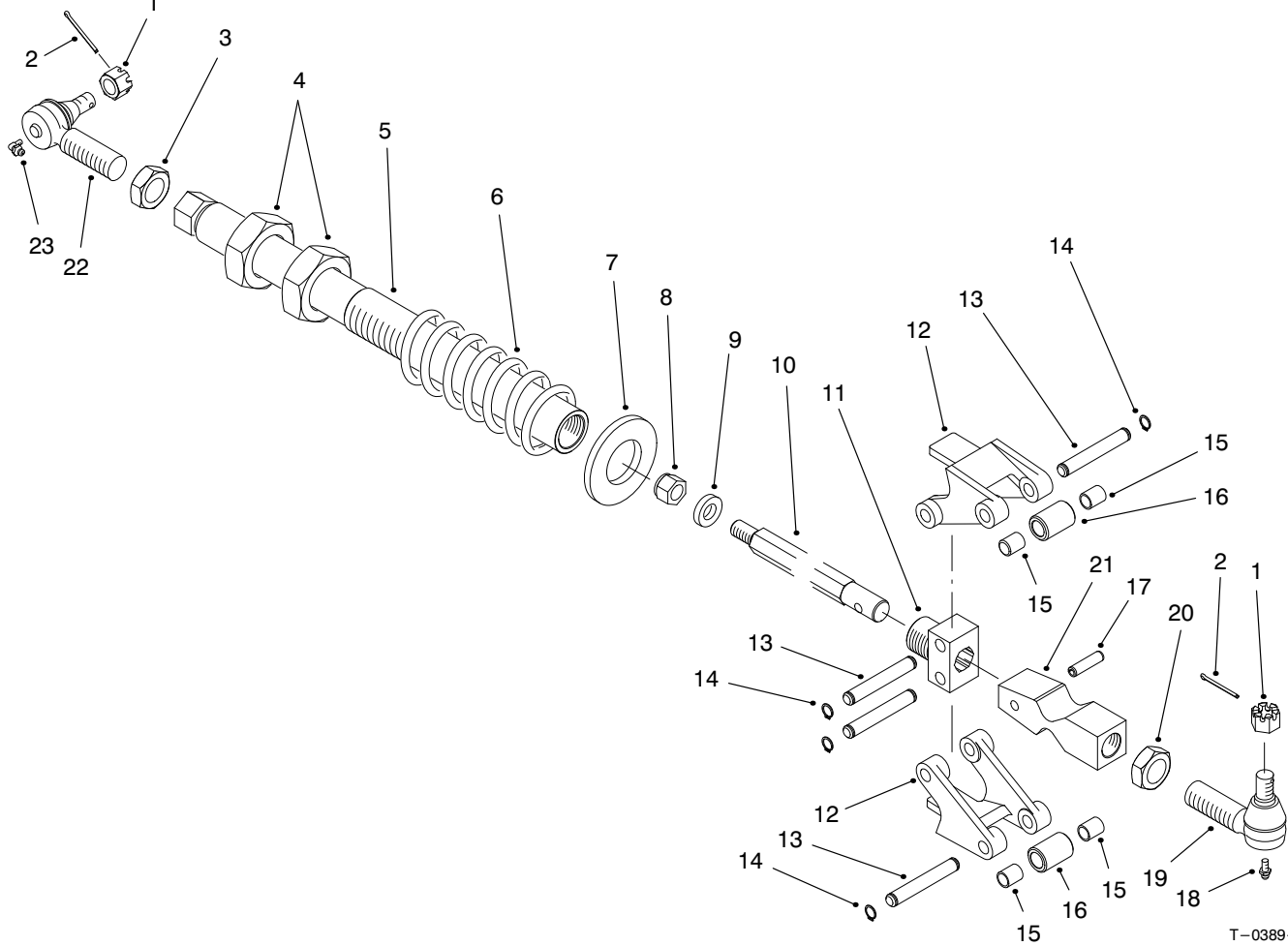
## HYDRAULIC CYLINDER ASSEMBLY NO. 74-2170

Ref. No.	Part No.	Description	No. Used	Ref. No.	Part No.	Description	No. Used
1	74-2230	Shaft/Clevis	1	12	74-2210	Piston	1
2	74-2220	Collar	1	13	60-9760	Nut-Lock	1
†3		Seal-Dust	1	†14		Ring-Wear	1
4	74-2200	Head	1	15	302-5	Fitting-Grease	2
†5		Ring-Back-Up	1	†16		Barrel/Clevis	1
†6		O-Ring	1	†17		Seal-Uni-Ring	1
†7		Seal-Uni-Ring	1	18	95-1597	Bushing	1
†8		Ring-Wear	1	*	86-7350	Kit-Seal Repair (Incl. Ref. #3, 5-8, 11, 14 & 17)	1
9	74-2180	Ring-Steel	1				
10	74-2190	Cushion	1				
†11		Seal-Uni-Ring	1				

\* Not Illustrated

† Not Serviceable Separately

3321-355 REV A

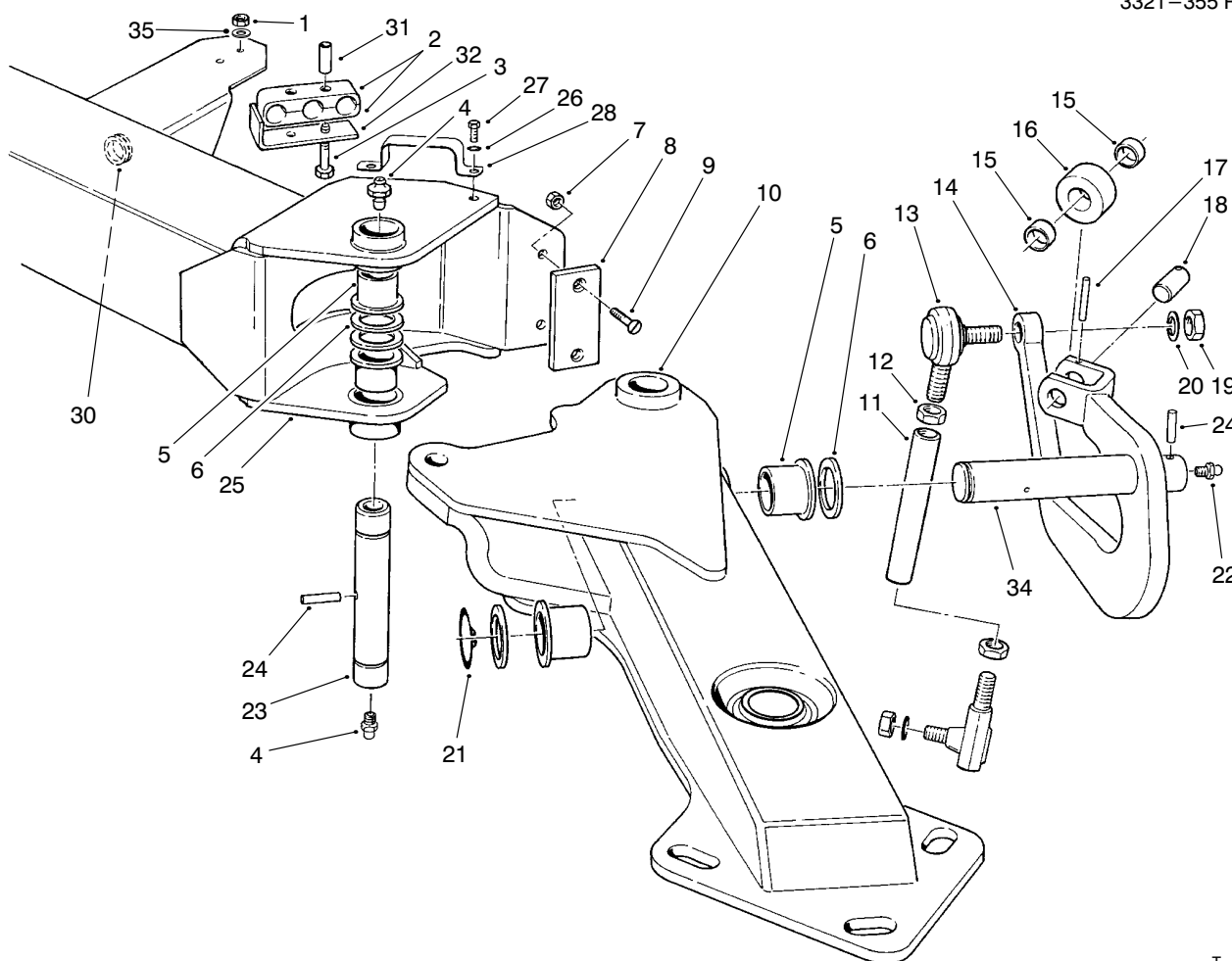


T-0389-2

## WING DECK LATCH ASSEMBLY

Ref. No.	Part No.	Description	No. Used
1	32136-2	Nut-Castle	4
2	3272-12	Pin-Cotter	4
3	21-3001	Nut-Jam LH Thread	2
4	3220-22	Nut-Jam	4
5	69-7210	Tube-Latch	2
6	69-8480	Spring-Compression	2
7	69-9100	Washer-Latch	2
8	3296-41	Nut-Lock	2
9	71-2550	Washer-Latch Shaft	2
10	69-9680	Shaft-Latch	2
11	92-4804	Block-Latch Pivot	2
12	69-1630	Arm-Latch Pivot	4
13	92-4806	Pin-Latch	8

Ref. No.	Part No.	Description	No. Used
14	32120-47	Ring-Retaining	16
15	256-172	Bearing-Sleeve	8
16	92-4094	Roller-Latch	4
17	32121-49	Pin-Roll	2
18	302-5	Fitting-Grease	2
19	86-8100	Joint-Ball (Incl. Ref. #1 & 18)	2
20	21-3000	Nut-Jam	2
21	92-4805	Cam-Spring Trip	2
22	86-8101	Joint-Ball (Incl. Ref. #1 & 23)	2
23	302-40	Fitting-Grease	2

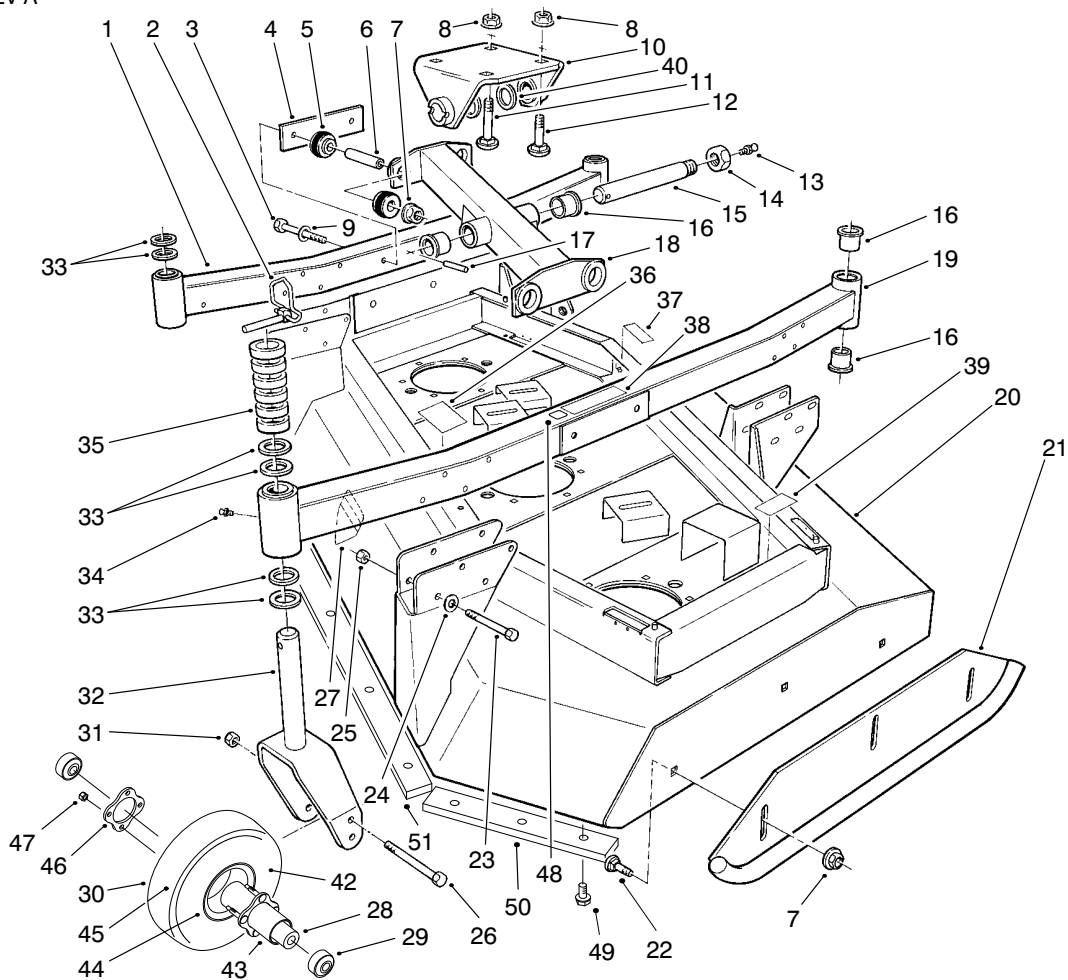


T-0370-5

## WING DECK LIFT ARM ASSEMBLY

Ref. No.	Part No.	Description	No. Used	Ref. No.	Part No.	Description	No. Used
1	32128-32	Nut-HHF	4	17	32121-34	Pin-Roll	2
2	74-2710	Clamp Half-Hydraulic Line	4	18	69-9250	Shaft-Roller	2
3	321-15	Screw-HH	4	19	3219-7	Nut-Lock	4
4	302-2	Fitting-Grease	4	20	3253-9	Washer-Lock	4
5	69-6470	Bushing-Flange	8	21	32151-10	Ring-Retaining	2
6	256-304	Washer-Thrust	8	22	302-5	Fitting-Grease	2
7	32152-1	Nut-Lock	4	23	71-2620	Shaft-Lift Arm Elbow	2
8	69-9300	Cushion-Rubber	2	24	32121-110	Pin Roll	4
9	32108-103	Screw-Machine Flat Hd.	4	25	93-9926	Asm-Lift Arm LH (Incl. Ref. #5)	1
10	93-9942	Arm-Outer Lift LH (Incl. Ref. #5)	1	*	93-9925	Asm-Lift Arm RH (Incl. Ref. #5)	1
*	93-9941	Arm-Outer Lift RH (Incl. Ref. #5)	1	26	3254-2	Washer	4
11	71-2600	Tube-Anti-Sway	2	27	322-3	Screw-HH	4
12	3220-7	Nut-Jam	4	28	93-9928	Clamp-Hose	2
13	2411-40	Joint-Ball	4	30	93-9912	Grommet	2
14	98-3311	Arm-Anti-Sway LH	1	31	74-2730	Tube-Clamp	4
*	98-3312	Arm-Anti-Sway RH	1	32	94-6772	Retainer-Clamp	2
15	256-76	Bushing-Sleeve	4	34	82-7900	Shaft-Arm	2
16	69-9240	Roller-Cam	2	35	3256-22	Washer-Flat	4

\* Not Illustrated



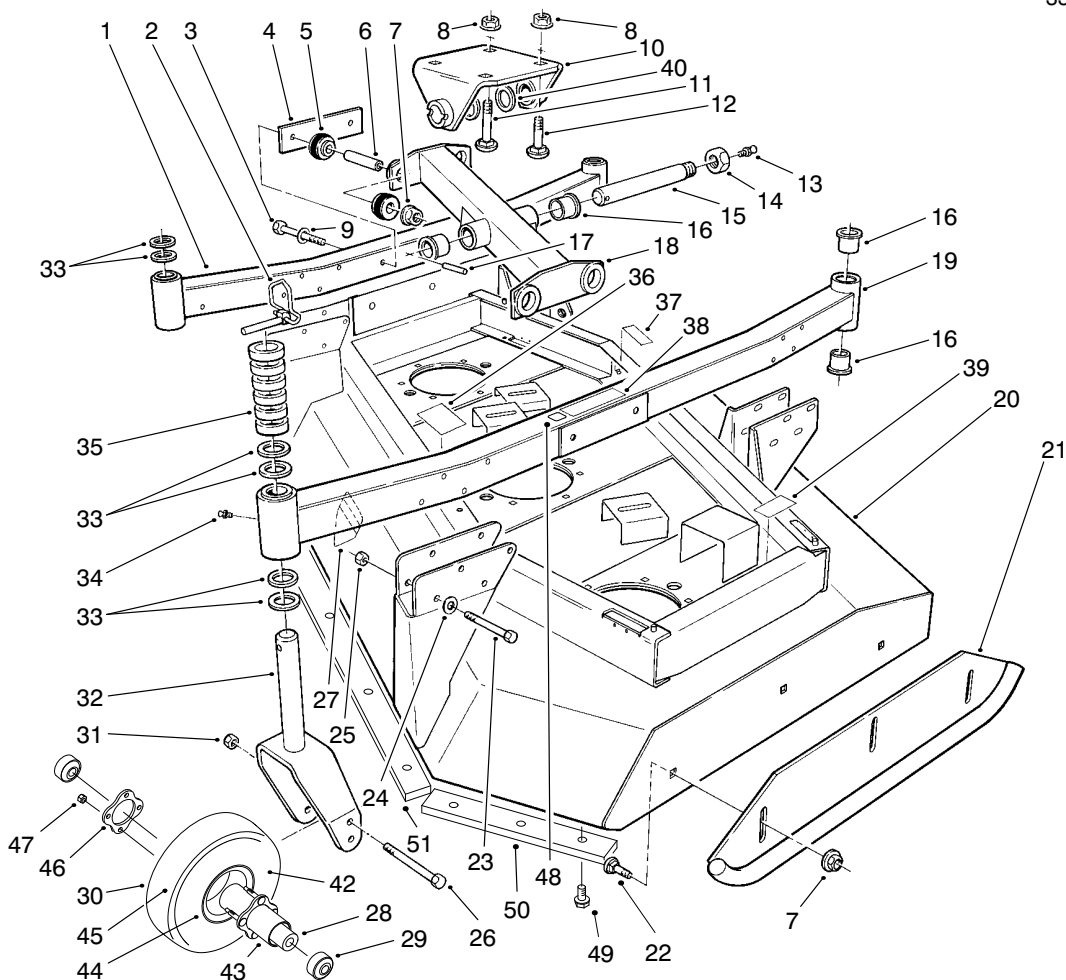
T-0335-5

## WING DECK MODEL NO. 30591 LH & 30593 RH

Ref. No.	Part No.	Description	No. Used
1	98-7342	Arm-Inside Castor (Incl. Ref. #16 & 34)	2
2	3290-384	Pin-Lynch	8
3	325-20	Screw-HH	8
4	69-8790	Plate-Reinforcing	2
5	69-9700	Mount-Rubber (Incl. Ref. #6)	8
6		Spacer	8
7	32128-23	Nut-HHF	20
8	32128-45	Nut-HHF	8
9	30-8770	Washer-Flat	8
10	69-7170	Clevis-Deck	2
11	3233-29	Bolt-CARR	2
12	3233-28	Bolt-CARR	6
13	302-2	Fitting-Grease	2
14	3296-68	Nut-Lock	2
15	71-2610	Shaft-Deck Pivot	2
16	69-6470	Bushing-Flange	20
17	32121-110	Pin-Roll	2
18	98-1461	Asm-LH Lift Bar (Incl. Ref. #16)	1
*	98-1462	Asm-RH Lift Bar (Incl. Ref. #16)	1
19	98-7343	Arm-Outside Castor (Incl. Ref. #16, 34 & 38)	2
20	13-5009	Deck-Wing LH (Incl. Ref. #27, 36, 37 & 39)	1

Ref. No.	Part No.	Description	No. Used
*	13-4999	Deck-Wing RH (Incl. Ref. #27, 36, 37 & 39)	1
21	69-6730	Skid	4
22	3233-9	Bolt-CARR	12
23	323-15	Screw-HH	32
24	5-0838	Washer-Flat	32
25	32128-43	Nut-HHF	32
26	327-17	Screw HH	8
27	43-8480	Decal-Danger	2
27	93-7815	Decal-Danger (Europe)	2
28	93-4241	Spacer	8
29	93-4237	Bearing	16
30	93-4240	10" Wheel-Pneumatic (Incl. Ref. #28-29 & 42-47)	8
31	3296-53	Nut-Lock	8
32	98-7300	Fork-Castor	8
33	69-6860	Washer-Thrust	28
34	302-5	Fitting-Grease	8
35	69-1510	Spacer-Castor	48
36	95-0819	Decal-Belt Routing LH	1
*	95-0820	Decal-Belt Routing RH	1
37	66-1340	Decal-Danger	2
37	93-7824	Decal-Danger (Europe)	2
38	95-0818	Decal-Torque	2
39	67-5360	Decal-Danger	4
39	93-7273	Decal-Danger (Europe)	4
40	256-304	Washer-Thrust	4

\* Not Illustrated

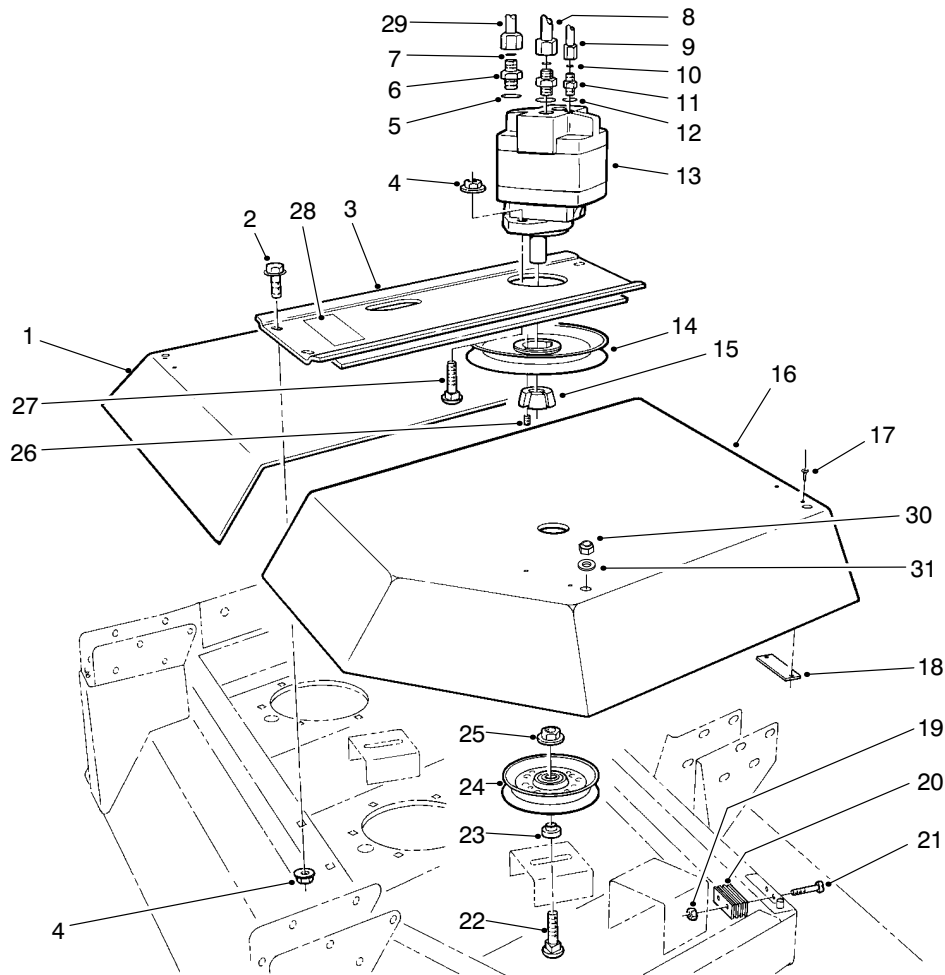


T-0335-5

### WING DECK MODEL NO. 30591 LH & 30593 RH (Cont.)

Ref. No.	Part No.	Description	No. Used
42	93-4243	Tire-10"	8
43	93-5980	Hub	8
44	95-2741	Rim-Wheel	16
45	93-4244	Tube-w/Valve	8
46	93-4242	Plate	8
47	32128-16	Nut-HHF	32

Ref. No.	Part No.	Description	No. Used
48	93-7252	Decal-CE	2
49	32104-31	Screw-HH (Europe)	20
50	94-9822	Bar-Guard, Wing Inner (Europe)	2
51	94-9823	Bar-Guard, Wing RH & LH (Europe)	2



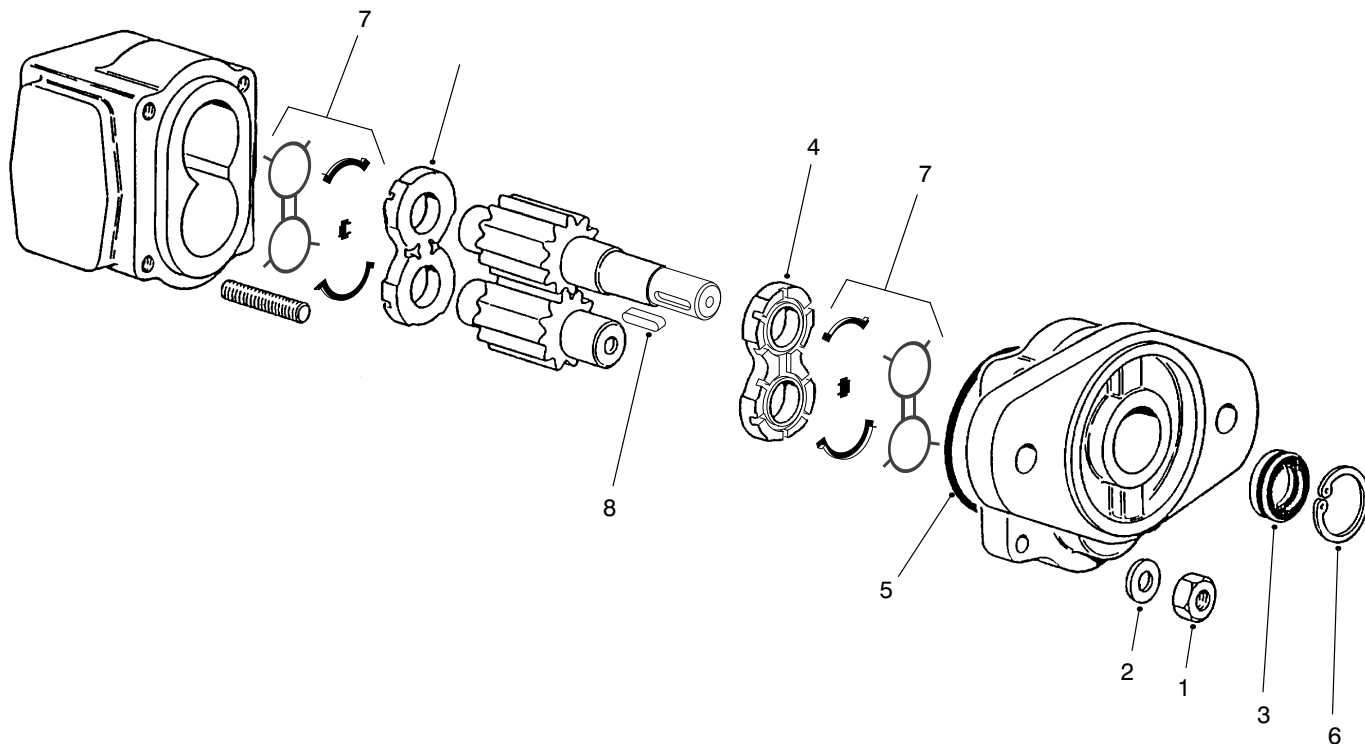
T-0336-2

## WING DECK MODEL NO. 30591 LH & 30593 RH DRIVE ASSEMBLY

Ref. No.	Part No.	Description	No. Used
1	69-6800	Cover-Inner LH	1
*	69-6820	Cover-Inner RH	1
2	3234-12	Screw-HWH	8
3	69-6360	Plate-Motor Mounting LH	1
*	69-6340	Plate-Motor Mounting RH	1
4	32128-21	Nut-HHF	12
5	237-81	O-Ring	4
6	340-8	Fitting-Hydraulic Straight (Incl. Ref. #5 & 7)	4
7	237-65	O-Ring	4
8	93-9918	Asm-Hose, Hydraulic	2
9	93-9917	Asm-Hose, Hydraulic	2
10	237-22	O-Ring	2
11	340-2	Fitting-Hydraulic Straight (Incl. Ref. # 10 & 12)	2
12	237-42	O-Ring	2
13	94-4907	Motor-Hydraulic	2
14	63-0660	Pulley-Wing Deck Drive	2
15	23-1640	Bushing-Taper Lock (Incl. Ref. #26)	2

Ref. No.	Part No.	Description	No. Used
16	69-6810	Cover-Outer LH	1
*	69-6830	Cover-Outer RH	1
17	3269-25	Rivet-Pop	16
18	69-6870	Plate-Magnet	8
19	3296-2	Nut-Lock	16
20	69-6260	Magnet-Cover	8
21	32105-1	Screw-PH	16
22	3233-30	Bolt-CARR	6
23	69-6960	Spacer-Idler	6
24	63-1540	Pulley-Idler	6
25	32128-23	Nut-HHF	6
26		Screw-Set	4
27	3231-28	Bolt-CARR	4
28	95-0845	Decal-Height of Cut	2
29	93-9919	Asm-Hose, Hydraulic	2
30	3296-29	Nut-Lock	4
31	3256-23	Washer-Flat	4
*	76-2060	V-Belt	6
*	3290-378	Tie-Cable	24

\* Not Illustrated



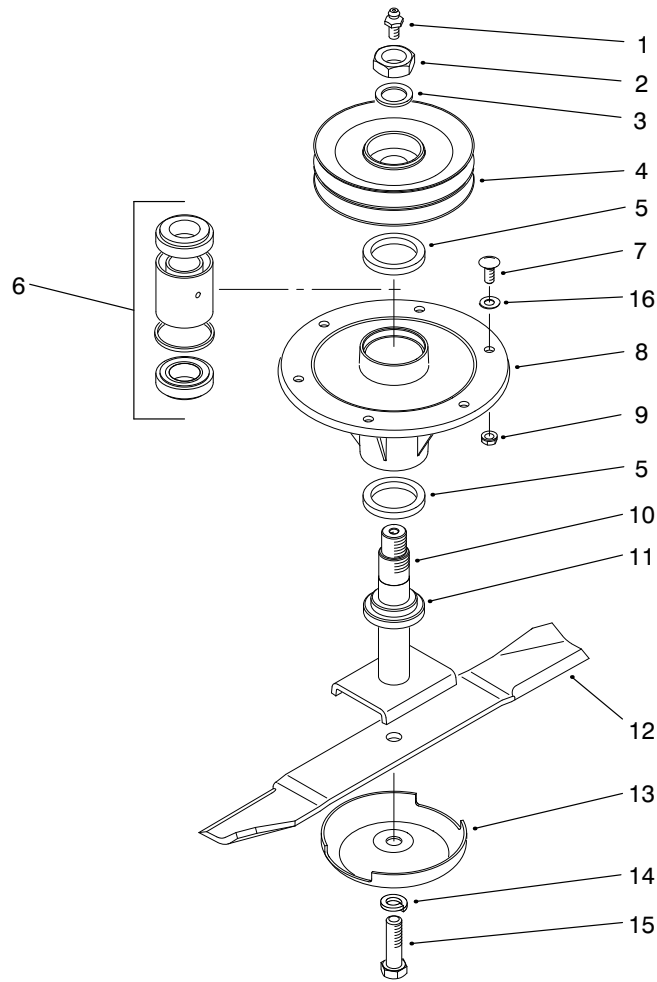
T-2313-1

## HYDRAULIC MOTOR ASSEMBLY NO. 94-4907

Ref. No.	Part No.	Description	No. Used
1	33016-00	Nut-Hex.	4
2	33096-00	Washer-Flat	4
3	94-5391	Seal-Shaft	1
4	94-5390	Plate-Load	2
5		O-Ring	1

Ref. No.	Part No.	Description	No. Used
6		Ring-Retaining	1
7		Seal-Load	2
8	93-7637	Key-Square	1
*	94-5392	Kit-Seal (Incl. Ref. #3 & 5-8)	1

\* Not Illustrated



T-0337-2

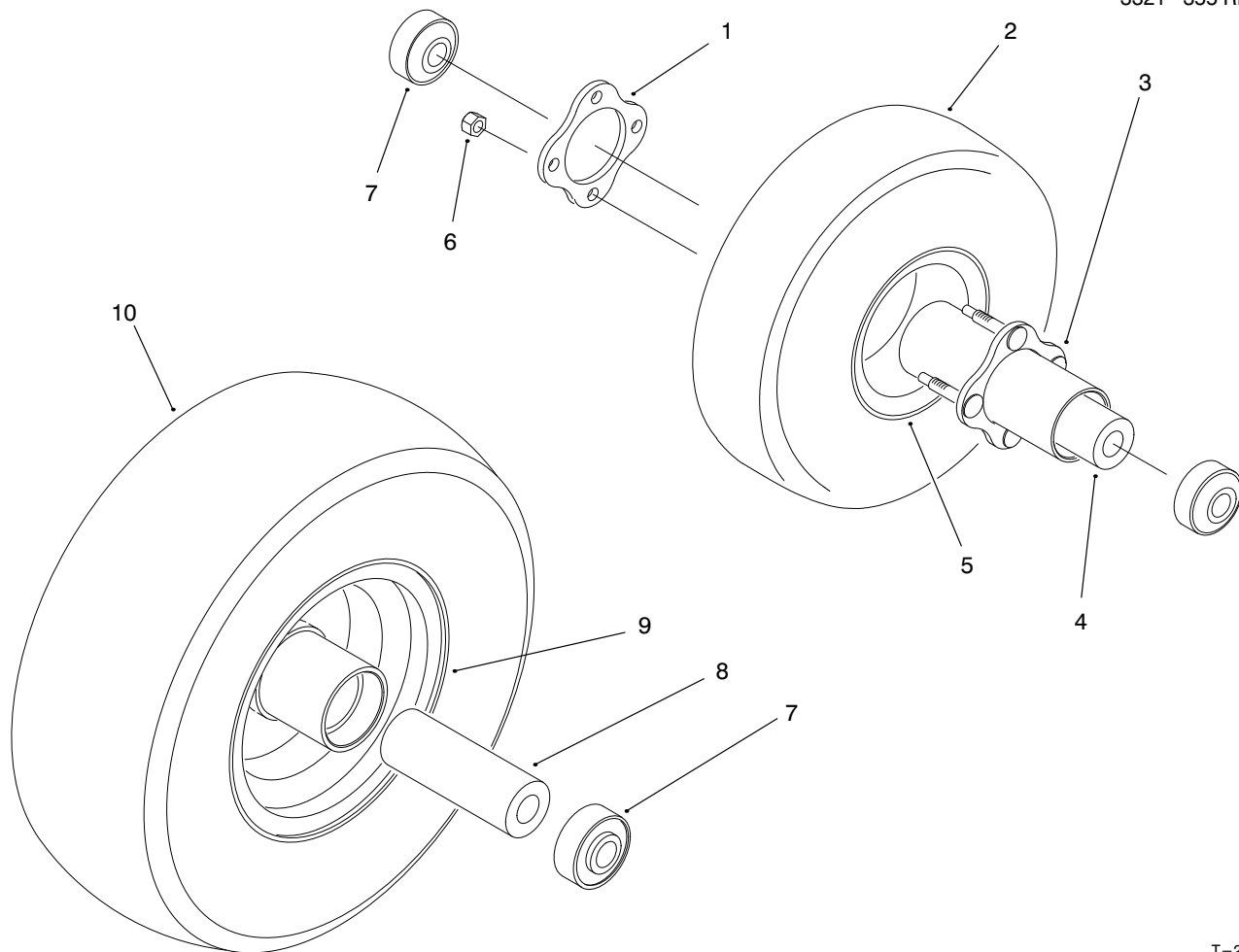
## SPINDLE ASSEMBLY

Ref. No.	Part No.	Description	No. Used
1	302-2	Fitting-Grease Str.	1
*	302-10	Fitting-Grease 45° (Used only on wing deck center & inside spindles)	1
2	3296-49	Nut-Lock	1
3	3-8514	Washer	1
4	69-8390	Pulley-Spindle	1
5	253-154	Seal-Wave	2
6	71-2530	Asm-Bearing	1
7	3231-22	Bolt-CARR	6

Ref. No.	Part No.	Description	No. Used
8	69-1530	Housing-Spindle	1
9	32128-21	Nut-HHF	6
10	69-6760	Shaft-Spindle	1
11	92-9800	Spacer-Spindle	1
12	69-6920	Blade-20"	1
13	67-7561	Cup-Anti Scalp	1
14	3253-8	Washer-Lock	1
15	51-4060	Bolt-Blade	1
16	3256-24	Washer-Flat	A/R

\* Not Illustrated





T-2441-2

## 10" & 13" FOAM FILLED TIRE ASSEMBLIES

Ref. No.	Part No.	Description	No. Used
†1		Plate	1
2	93-5973	Asm-10" Foam Filled Tire (Incl. Ref. #1, 3-7)	1
†3		Hub	1
4	93-4241	Spacer-Bearing, Inner	1
†5		Rim	2

Ref. No.	Part No.	Description	No. Used
†6		Nut-HHF	4
7	93-4237	Bearing	4
8	93-5630	Spacer-Bearing, Inner	1
†9		Rim	1
10	98-7329	Asm-12" Foam Filled Tire (Incl. Ref. #7-9)	1

† Not Serviced Separately.

# TORO PART NUMBER INDEX

Part No.	Description	Pg. No.	Ref. No.	Qty.	Part No.	Description	Pg. No.	Ref. No.	Qty.
3-2858	Disc-Friction	18	2	1	40-4380	Bracket-Release	3	32	2
3-3710	Asm-Tie Rod	77	39	1	40-9520	Spacer-Split	85	3	2
3-6498	Washer	86	34	1	40-9520	Spacer-Split	86	12	2
3-6498	Washer-Flat	84	58	1	41-8760	Gasket-Pump	37	49	1
3-8514	Washer	96	3	1	42-1720	Asm-Field Core Coil	9	5	1
3-8596	Spring-Compression	18	12	1	42-6200	Shim-Cushion	85	*	A/R
5-0838	Washer-Flat	70	14	6	42-6200	Shim-Cushion	86	*	A/R
5-0838	Washer-Flat	82	18	16	42-7290	Gasket	50	8	1
5-0838	Washer-Flat	92	24	32	42-7420	Cap-Filter, Oil	48	5	1
5-0838	Washer-Flat	85	30	3	43-5130	Nut-Lock	79	14	1
5-0838	Washer-Flat	86	40	3	43-6110	Plate-Clutch	9	9	1
5-3177	Washer-Flat	23	7	4	43-6200	Spring-Compression	9	27	1
5-3637	Spacer-Terminal	22	4	1	43-6280	Button	13	10	2
12-8900	Bolt-Shoulder	36	32	2	43-6280	Button	14	12	2
13-4969	Deck-Center	83	41	1	43-6320	Collar-Locking	9	10	1
13-4979	Asm-Right Wing Deck	86	18	1	43-6420	Bezel	13	11	2
13-4989	Deck-Left Wing	85	12	1	43-6420	Bezel	14	13	2
13-4999	Deck-Wing RH	92	*	1	43-8480	Decal-Danger	85	24	1
13-5009	Deck-Wing LH	92	20	1	43-8480	Decal-Danger	92	27	2
13-5069	Arm-Castor LH	82	31	1	43-8480	Decal-Danger	86	32	1
18-2770	Strap-Ground	74	23	1	43-8480	Decal-Danger	83	40	1
19-1470	Bolt-Shoulder	83	13	4	44-2210	Body-Indicator Light	4	5	1
20-4360	Tube-Spacer	80	16	2	44-2210	Kit-Light	14	23	1
20-4840	Clamp-Muffler	71	8	2	44-2212	Body-Indicator Light	4	12	2
20-4840	Clamp-Muffler	45	13	2	46-1600	Spacer	4	26	4
20-4840	Clamp-Tube	25	15	2	46-3380	Bolt-Shoulder	44	23	2
20-9500	Spacer	4	14	2	46-6560	Bushing	22	21	1
21-0141	Joint-Ball	9	20	1	47-6990	Nut-Hex.	4	9	1
21-1830	Spring-Extension	7	23	1	48-7780	Screw-HH	2	15	2
21-2070	Yoke-End	36	8	2	48-8070	Washer-Lock	74	29	1
21-3000	Nut-Jam	90	20	2	49-6170	Pad-Brake	7	4	1
21-3000	Nut-Jam	80	38	2	49-6171	Pad-Brake Pedal LH	6	19	1
21-3001	Nut-Jam LH Thread	90	3	2	49-6172	Pad-Brake Pedal RH	6	*	1
23-1640	Bushing-Taper Lock	94	15	2	51-3150	Shim-Spring	38	60	A/R
23-1640	Bushing-Taper Lock	83	50	1	51-4060	Bolt-Blade	96	15	1
23-2140	Hose-Radiator Vent	44	7	1	51-5070	Switch	45	56	1
23-2270	Bushing-Rubber	9	15	1	51-5160	Washer	57	16	4
23-7250	Spacer	74	35	1	51-5280	Cap	47	11	8
23-7270	Nut-Lug	77	24	10	51-5320	Spring-Valve	47	15	8
25-2630	Ring-Back Up	40	47	1	51-5390	Packing-Connector	65	2	4
25-2630	Ring-Back Up	41	63	1	51-5390	Washer-Sealing	68	7	10
27-2360	Switch-Ignition	14	16	1	51-5460	Key-Woodruff	54	4	2
27-4720	Pin-Pivot, Seat	2	19	1	51-5460	Key-Woodruff	48	16	1
28-0380	Spacer	4	35	3	51-5600	Cap-Sealing	49	4	10
28-3580	Ring-Back Up	40	44	1	51-6230	Nut	53	9	8
28-3590	O-Ring	40	43	1	51-6300	Pin-Dowel	54	6	2
29-6150	Spring-Leaf	37	43	1	51-6390	Washer-Spring	50	2	2
29-6163	Switch-Micro	6	13	1	51-6390	Washer-Spring	56	22	1
29-6170	Asm-Leaf Spring	37	38	1	51-7210	Gasket	69	7	1
30-8770	Washer-Flat	92	9	8	51-7210	Gasket	57	8	1
30-8770	Washer-Flat	82	32	4	51-7250	Washer-Spring	58	13	2
31-0390	Washer-Friction	4	15	3	51-7250	Washer-Spring	55	27	8
37-9560	Hose-Fuel	73	1	1	51-7400	Washer-Spring	55	7	1
37-9560	Hose-Fuel	22	25	2	51-8610	Washer-Spring	54	10	4
39-5710	Plug	2	13	21	51-8670	Nut-Lock	50	1	2
39-7593	Temperature Sending Unit	24	15	1	52-9230	Ring-Retaining	5	3	1
39-7650	Plate-Cover	88	59	2	52-9240	Bushing-Gland Seal	5	4	1
40-0330	Cushion-Rubber	85	4	1	52-9250	Kit-Needle Bearing	5	*	1
40-0330	Cushion-Rubber	86	13	1	52-9260	Screw-Set	5	1	1
40-3890	Trim	2	14	2	52-9270	Seat-Check Ball	5	24	1
40-4010	Roller	3	1	4	52-9280	Ball-Check	5	22	1
40-4060	Washer-Rubber	3	26	1	52-9290	Retainer-Check Ball	5	21	1
40-4070	Washer	3	24	3	52-9320	Drive	5	15	1
40-4080	Track-U	3	6	1	54-8660	Washer	66	5	1
40-4090	Rivet-Pop	3	5	2	56-0100	Plug-Taper	49	7	1
40-4120	Plate-Rubber	3	7	1	56-0750	Clamp (B)	58	19	3
40-4150	Roller	3	11	1	56-0760	Clamp (A)	58	20	3
40-4160	Guide-Sleeve	3	12	1	56-2140	Screw-HH	37	10	6
40-4230	Plug	3	17	1	56-7971	Clamp Half-Hydraulic Line	30	26	2
40-4310	Bearing-Thrust Needle	3	25	1	56-7972	Clamp Half-Hydraulic Line	30	20	4
40-4340	Spring-Extension	3	28	1	56-7973	Clamp Half-Hydraulic Line	30	19	20
40-4350	Spring-Extension	3	29	2	56-7973	Clamp Half-Hydraulic Line	28	44	4
40-4360	Plate	3	30	1	56-7973	Clamp Half-Hydraulic Line	88	57	6
40-4370	Bolt	3	31	1	56-7974	Clamp Half-Hydraulic Line	87	2	2

\*Not Illustrated

# TORO PART NUMBER INDEX (Cont.)

Part No.	Description	Pg. Ref. No. No. Qty.	Part No.	Description	Pg. Ref. No. No. Qty.
56-7974	Clamp Half-Hydraulic Line	30 17 2	60-6450	Disc	20 2 A/R
56-7974	Clamp-Hydraulic Lines	74 31 2	60-7120	Nut	58 14 1
56-7978	Clamp Half-Hydraulic Line	30 25 12	60-7120	Nut	55 31 8
56-7978	Clamp Half-Hydraulic Line	24 42 6	60-7280	Bolt	58 15 1
58-4250	Magnet	42 1 6	60-7290	Bolt	5 51 1
58-5620	Tube-Inner	32 * 2	60-7390	Plate-Thrust	48 13 1
58-6290	Asm-Poppet	20 34 3	60-7420	Cotter-Valve	47 12 16
58-6310	Spacer	20 28 3	60-7430	Seal-Oil	50 6 1
58-6320	Wiper-Seal	20 24 3	60-9760	Nut-Lock	81 11 1
58-6330	Asm-Seat	20 35 3	60-9760	Nut-Lock	89 13 1
58-6340	O-Ring	20 36 3	60-9770	Piston	81 10 1
58-6350	Asm-Plug	20 11 3	61-2790	Filler-Screen	23 34 1
58-6370	Washer-Back-Up	20 10 6	61-4990	Ring-Retaining	81 3 1
58-6400	Bushing	20 25 3	62-5550	Decal	4 47 1
58-6420	Asm-Cap	20 30 3	62-6450	Kit-Retaining Ring	35 28 1
58-6440	Poppet	20 22 1	62-6460	Sealant-RTV (Tube)	35 * 1
58-6450	O-Ring	20 12 6	62-7650	Gasket-Level Sensing Unit	22 1 1
58-6460	Ring-Retaining	20 29 3	63-0660	Pulley-Drive	83 51 1
58-6470	Washer	20 18 A/R	63-0660	Pulley-Wing Deck Drive	94 14 2
58-6480	Washer	20 19 A/R	63-1540	Pulley-Idler	83 15 3
58-6490	Washer	20 20 A/R	63-1540	Pulley-Idler	94 24 6
58-6700	Washer	20 26 3	63-7430	Gauge-Temperature	13 8 1
58-6710	Asm-Plug	20 6 1	63-8280	Head-Fuel Filter	73 4 1
58-6720	O-Ring	20 7 1	63-8290	Vent-Air	73 5 1
58-6730	Spring	20 27 3	63-8310	Valve-Drain	73 8 1
58-6750	O-Ring	20 17 1	63-8360	Key-Ignition	14 11 1
58-6760	Spring	20 3 3	66-1340	Decal-Danger	85 23 1
58-6770	Plunger-Detent	20 4 3	66-1340	Decal-Danger	86 33 1
58-6780	Asm-Plug	20 1 3	66-1340	Decal-Danger	92 37 2
58-6790	O-Ring	20 5 3	66-1340	Decal-Danger	84 60 1
59-6730	Race-Bearing	5 7 2	66-2490	Hold-Down-Battery	74 16 2
59-6740	Bearing-Needle Thrust	5 8 1	66-2940	Gauge-Fuel	13 25 1
59-6820	Kit-Centering Spring	5 11 1	66-2950	Hourmeter	13 26 1
59-6830	Kit-Centering Pin	5 20 1	66-3241	Cap-Radiator	44 5 1
59-7580	Nut-Hex.	26 24 8	66-6140	Decal-TORO	43 27 1
59-7590	Washer-Lock	26 12 16	66-8530	Track-Adjustment	2 3 1
59-7970	Stud-Threaded	26 23 8	66-8800	Relay	74 19 2
59-7990	Seal-Gland	26 3 4	67-2520	Plug-Drain	50 9 1
59-8470	Retainer-Seal	26 4 4	67-2570	Plug-Taper	49 6 5
59-8500	Gear/Shaft-Front Drive	26 17 1	67-4510	Gauge Unit	45 55 1
59-8570	Seal-Shaft	26 22 1	67-4660	Bolt-Flange	66 4 1
59-8580	Ring-Retaining	26 21 1	67-5360	Decal-Danger	85 25 1
59-8590	Seal-Shaft	26 20 1	67-5360	Decal-Danger	86 31 1
59-8600	Gear-Driven	26 9 2	67-5360	Decal-Danger	92 39 4
59-8610	Kit-Repair	26 * 1	67-7160	Block-Fuse	11 24 4
60-3780	Kit-Seal	20 * 1	67-7561	Cup-Anti Scalp	96 13 1
60-3810	Shaft-Input	35 2 1	68-6150	Breather	44 50 1
60-3830	Seal-Oil	35 4 1	68-6420	Plug-Drain	52 9 1
60-3840	Cone-Bearing	35 5 1	68-6430	Gasket	69 4 1
60-3850	Cup-Bearing	35 6 2	68-6430	Gasket	52 8 1
60-3860	Bolt-Wheel	35 7 9	68-7571	Strip-Sealing	23 24 1
60-3870	Hub	35 8 1	68-7572	Strip-Sealing	22 18 1
60-3880	Cone-Bearing	35 9 1	68-8080	Wheel-Steering	4 10 1
60-3890	Bolt-HH	35 10 6	69-0030	Spring-Compression	36 30 2
60-3900	Gear-Ring	35 24 1	69-0040	Foam-Lower Grille	42 20 1
60-3910	Washer-Flat	35 11 6	69-0060	Screw-HH	74 28 1
60-3930	Ring-Retaining	35 25 2	69-0090	Pin-Clevis Engine End	18 * 1
60-3940	Washer	35 26 2	69-0090	Pin-Throttle	45 51 1
60-3950	Spring-Disengage	35 27 1	69-0100	Asm-Frame	28 49 1
60-3960	Asm-Primary Carrier	35 15 1	69-0760	Bracket-Arm Rest LH	1 * 1
60-3970	Gear-Primary Sun	35 13 1	69-0770	Bracket-Arm Rest RH	1 9 1
60-3980	Washer-Thrust	35 12 1	69-0940	Decal-Caution	30 39 1
60-3990	Washer-Thrust	35 23 1	69-0950	Decal-580D	43 26 2
60-4000	Asm-Secondary Carrier	35 20 1	69-1170	Gauge-Sight	23 2 1
60-4010	Plunger-Disengage	35 22 1	69-1180	Armrest	1 11 2
60-4020	O-Ring	35 21 1	69-1380	Panel-Side RH	43 * 1
60-4030	Bolt-HH	35 17 8	69-1390	Panel-Side LH	43 12 1
60-4040	Plug-Pipe	35 16 1	69-1510	Spacer-Caster	82 2 12
60-4050	Cover-Large	35 19 1	69-1510	Spacer-Castor	92 35 48
60-4060	Cover-Disengage	35 18 1	69-1530	Housing-Spindle	96 8 1
60-4070	Bolt-HH	35 14 2	69-1540	Pivot-Spring	80 34 1
60-5510	Washer-Sealing	65 4 1	69-1560	Lever-Lock	4 1 1
60-5510	Washer-Sealing	68 8 1	69-1580	Anchor-Latch LH	88 55 1
60-5720	O-Ring	20 9 6	69-1600	Anchor-Latch RH	88 * 1

\*Not Illustrated

# TORO PART NUMBER INDEX (Cont.)

Part No.	Description	Pg. No.	Ref. No.	Qty.	Part No.	Description	Pg. No.	Ref. No.	Qty.
69-1610	Adapter-Suction Hose	23	8	1	69-2570	Head	81	4	1
69-1630	Arm-Latch Pivot	90	12	4	69-2580	Shaft w/clevis	81	1	1
69-1650	Screen-Suction	23	17	1	69-2640	Asm-Master Cylinder	7	9	1
69-1670	Cooler-Oil	44	32	1	69-2650	Boot-Rod	8	1	1
69-1700	Asm-Hydraulic Filter	24	19	1	69-2660	Ring-Retaining	8	2	1
69-1710	Indicator-Filter	24	25	1	69-2730	Asm-Piston	8	*	1
69-1720	Element-Filter	24	21	1	69-2740	Bail-Cover	8	12	1
69-1730	Asm-Planetary Gear Drive	32	32	2	69-2750	Cover-Reservoir	8	9	1
69-1740	Spindle	35	3	1	69-2760	Gasket-Diaphragm	8	10	1
69-1750	Asm-Fuel Filter	73	*	1	69-2770	Seat-Tube	8	11	1
69-1760	Sensor-Water	73	9	1	69-2960	Hub-Rear Wheel	77	19	2
69-1770	Element-Spin-On	73	11	1	69-2970	Cap-Hub	77	27	2
69-1780	Asm-Lift Valve	19	2	1	69-2980	Seal-Inner	77	32	2
69-1790	Plunger	20	37	2	69-2990	Screw-Drive	77	18	10
69-1800	Asm-Plug	20	32	3	69-3010	Strap-Hold Down	43	6	4
69-1810	Spring	20	33	3	69-3020	Handle-Latch	42	16	2
69-1820	Spring-Black	20	21	1	69-3020	Latch	44	20	8
69-1830	Asm-Plug	20	16	1	69-3030	Strike-Latch	42	13	8
69-1840	Plunger	20	31	1	69-3050	Motor-Hydraulic Wheel	32	44	2
69-1860	Gerotor	5	16	1	69-3070	Washer-Lock	41	62	10
69-1880	Spacer	5	17	1	69-3070	Washer-Plain	34	2	10
69-1940	Indicator-Electrical	71	27	1	69-3080	Plug	41	60	4
69-1980	Nut-Jam	79	16	1	69-3120	Plug	41	95	1
69-2050	Asm-Hydraulic Pump	25	8	1	69-3130	Plug	40	9	1
69-2050	Pump-Gear, Double	45	8	1	69-3130	Plug-Hole	34	33	1
69-2060	Asm-Shaft End Cover	26	18	1	69-3140	Bracket-Lifting	41	58	1
69-2070	Plate-Flex	26	5	4	69-3150	Screw-HH	34	1	10
69-2080	Asm-Center Section	26	7	2	69-3150	Screw-HH	41	61	10
69-2090	Gear/Shaft-Rear Drive	26	8	1	69-3170	Ring-Retaining	34	19	2
69-2100	Asm-Rear Cover	26	11	1	69-3170	Ring-Retaining	40	31	2
69-2110	Coupling	26	1	1	69-3180	Shaft Pump	40	37	1
69-2120	O-Ring	26	10	2	69-3190	Seal-Lip	34	18	1
69-2130	Plug	26	19	1	69-3190	Seal-Lip	40	30	1
69-2140	Screw-HH	26	14	4	69-3200	Ring-Retaining	34	17	2
69-2150	Screw-HH	26	13	4	69-3200	Ring-Retaining	40	29	2
69-2160	Asm-Port Section	26	16	1	69-3210	Bearing-Ball	34	20	1
69-2170	Asm-Adapter Section	26	2	1	69-3210	Bearing-Ball	40	32	1
69-2200	O-Ring	26	6	2	69-3220	Screw	40	28	1
69-2210	O-Ring	26	15	1	69-3230	Pin-Spring	40	12	1
69-2220	Pump/Valve	37	52	1	69-3230	Pin-Spring	34	32	1
69-2230	Asm-Flow Divider	39	30	1	69-3240	Bearing-Journal	40	25	2
69-2240	Screw	39	32	4	69-3250	Swashplate-Variable	40	24	1
69-2250	Bearing-Sleeve	39	20	4	69-3370	Bearing-Needle	40	13	1
69-2260	Seal-Load	39	17	1	69-3370	Bearing-Needle	34	31	1
69-2270	Seal-Pre-Load	39	18	1	69-3390	Asm-Gerotor	41	89	1
69-2280	Shaft/Gear-Idler	39	15	1	69-3400	Screw-HH	41	83	3
69-2290	Shaft/Gear-Drive	39	28	1	69-3410	Adapter-A Flange	41	85	1
69-2300	Ring-Retaining	39	26	1	69-3420	Ring-Temper Load	41	86	1
69-2310	Seal-Shaft	39	27	1	69-3430	Key-Woodruff	41	84	1
69-2320	Plate-Wear	39	16	1	69-3440	O-Ring	41	87	1
69-2330	Asm-Body	39	21	1	69-3450	Pin	34	30	1
69-2340	Pin-Dowel	39	14	2	69-3450	Pin	40	41	1
69-2350	Ring-Sealing	39	19	1	69-3460	Plug Expansion	41	80	1
69-2360	Screw	39	23	4	69-3470	Pin	40	36	1
69-2370	Washer	39	22	4	69-3500	Bearing-Sleeve	34	13	1
69-2380	Screw	39	24	4	69-3500	Sleeve-Bearing	40	34	1
69-2390	Washer	39	25	4	69-3510	Pin	34	14	1
69-2400	O-Ring	39	29	1	69-3510	Pin	40	35	1
69-2410	Plug	39	1	2	69-3520	Pin-Spring	34	23	2
69-2420	O-Ring	39	2	2	69-3540	Cover-Gerotor	41	88	1
69-2430	Spring-Compression	39	5	1	69-3550	Pin	41	81	1
69-2440	Orifice	39	4	1	69-3560	O-Ring	34	38	2
69-2450	Piston	39	3	1	69-3560	O-Ring	41	55	2
69-2460	Cap	39	6	1	69-3570	Ring-Piston	34	39	2
69-2470	Gasket-Cap	39	7	1	69-3570	Ring-Piston	41	56	2
69-2480	Screw-Set	39	8	1	69-3580	Guide-Spring	40	8	1
69-2490	Spring-Compression	39	9	1	69-3590	Ring-Retaining	40	7	1
69-2500	Poppet	39	10	1	69-3600	Nut-Hex.	40	6	1
69-2510	Seat	39	11	1	69-3610	Nut-Jam	40	5	1
69-2520	Plug-Pipe	39	31	1	69-3620	Cover-Servo Adjustment	40	1	1
69-2530	O-Ring	39	12	1	69-3630	Nut Special	40	2	1
69-2540	Asm-Cover	39	13	1	69-3640	Cover-Servo	40	3	1
69-2550	Kit-Repair, Pump	39	*	1	69-3650	Piston-Servo	40	53	1
69-2560	Kit-Repair, Pump & Divider	39	*	1	69-3660	Screw-Special	41	91	1

\*Not Illustrated

# TORO PART NUMBER INDEX (Cont.)

Part No.	Description	Pg. Ref. No. No. Qty.	Part No.	Description	Pg. Ref. No. No. Qty.
69-3670	Spring-Compression	41 93 1	69-5720	Tube-Hydraulic	19 17 1
69-3680	Stop-Servo	41 92 1	69-5730	Tube-Hydraulic	21 33 1
69-3690	Bearing	41 54 2	69-5740	Tube-Hydraulic	19 19 1
69-3700	Guide-Spring	41 90 1	69-5790	Tube-Hydraulic	27 37 1
69-3710	Gasket-Servo	40 4 2	69-5800	Tube-Hydraulic	23 20 1
69-3710	Gasket-Servo Cover	34 41 2	69-5800	Tube-Hydraulic	30 28 1
69-3720	Cover Servo	41 57 1	69-5810	Tube-Hydraulic Return	28 * 1
69-3720	Cover-Servo	34 43 2	69-5820	Tube-Hydraulic	21 31 1
69-3730	Valve-Relief	41 78 2	69-5830	Tube-Hydraulic	21 32 1
69-3740	Spring-Compression	41 72 2	69-5850	Tube-Hydraulic	21 18 1
69-3750	O-Ring	41 77 2	69-5860	Tube-Hydraulic	19 16 1
69-3760	Plug-Special	41 71 2	69-5860	Tube-Hydraulic	21 34 1
69-3770	Shim	41 69 1	69-5870	Tube-Hydraulic	19 22 1
69-3780	Plug	41 67 1	69-5870	Tube-Hydraulic	21 28 1
69-3790	Spring Compression	41 70 1	69-5890	Tube-Hydraulic	21 5 1
69-3800	Valve	41 65 1	69-5890	Tube-Hydraulic	19 21 1
69-3810	Valve-By Pass	41 66 1	69-5900	Tube-Hydraulic	44 31 1
69-3820	Sleeve-Control Valve	40 42 1	69-5910	Tube-Hyd. Diagnostic	29 6 1
69-3830	Spool-Rotary Valve	40 46 1	69-5910	Tube-Hydraulic	21 19 1
69-3840	O-Ring	40 52 1	69-5920	Tube-Diagnostic	29 8 1
69-3860	Screw-HFH	40 49 1	69-5920	Tube-Hydraulic	21 37 1
69-3870	Handle-Control Valve	40 50 1	69-5930	Tube-Hydraulic RH	32 * 1
69-3880	Spring-Neutral Return	40 45 1	69-5940	Tube-Hydraulic LH	32 2 1
69-3890	Bracket-Neutral Return	40 48 1	69-5950	Tube-Hydraulic	24 32 1
69-3900	Washer	40 51 1	69-5950	Tube-Hydraulic	28 57 1
69-3910	Asm-Cylinder Block	40 39 1	69-5970	Tube-Hydraulic RH	87 * 1
69-3910	Kit-Cylinder Block	34 27 1	69-5980	Tube-Hydraulic LH	87 21 1
69-3920	Kit-Piston Ring & O-Ring	34 * 1	69-5990	Tube-Hydraulic	24 12 1
69-3940	Plug	34 29 1	69-5990	Tube-Hydraulic	88 53 1
69-3950	Shaft-Motor	34 25 1	69-6000	Tube-Hydraulic	24 11 1
69-3960	Screw	34 21 1	69-6000	Tube-Hydraulic	88 49 1
69-3970	Bearing-Journal	34 22 2	69-6010	Tube-Hydraulic	78 50 1
69-3980	Swashplate-Variable	34 24 1	69-6020	Tube-Hydraulic	78 51 1
69-3990	Plate-Motor Valve	34 28 1	69-6030	Tube-Hydraulic	27 35 1
69-4020	Piston-Servo	34 37 1	69-6030	Tube-Hydraulic	88 46 1
69-4030	Spring-Servo	34 40 1	69-6040	Tube-Hydraulic	27 34 1
69-4040	Stop-Servo Piston	34 42 1	69-6040	Tube-Hydraulic	88 50 1
69-4070	Manifold-Counter Balance	21 14 1	69-6050	Tube-Hydraulic	27 33 1
69-4130	Plug-Orifice .047mm	21 39 2	69-6050	Tube-Hydraulic	88 51 1
69-4140	Plug-Orifice .120mm	21 38 1	69-6060	Tube-Hydraulic	27 38 1
69-4220	Plug-Orifice	76 47 1	69-6060	Tube-Hydraulic	88 47 1
69-4280	Tube-Hydraulic Vent	23 33 1	69-6070	Tube-Hydraulic	30 36 1
69-4320	Fitting-Hydraulic 90°	83 8 1	69-6070	Tube-Hydraulic	88 48 1
69-4400	Carrier-Wing Deck	88 54 1	69-6080	Tube-Hydraulic	30 35 1
69-4780	Clamp-Gauge	13 23 2	69-6080	Tube-Hydraulic	88 52 1
69-5410	Manifold-Return	24 10 1	69-6100	Tube-Hydraulic Pressure	28 50 1
69-5430	Pulley-Idler	86 7 1	69-6120	Tube-Hydraulic	30 16 1
69-5430	Pulley-Idler	83 25 1	69-6130	Tube-Hydraulic	30 15 1
69-5440	Hose-Hydraulic	80 12 3	69-6140	Tube-Hydraulic	75 45 1
69-5440	Hose-Hydraulic	24 30 1	69-6140	Tube-Hydraulic RH	87 * 1
69-5440	Hose-Hydraulic	38 58 1	69-6150	Tube-Hydraulic	75 46 1
69-5450	Hose-Hydraulic	38 56 1	69-6150	Tube-Hydraulic RH	87 * 1
69-5460	Hose-Hydraulic	24 14 1	69-6160	Tube-Hydraulic	75 11 1
69-5460	Hose-Hydraulic	37 18 1	69-6170	Tube-Hydraulic	75 21 1
69-5470	Hose-Hydraulic	27 16 1	69-6170	Tube-Hydraulic LH	87 6 1
69-5470	Hose-Hydraulic	38 57 1	69-6180	Tube-Hydraulic	75 20 1
69-5480	Hose-Hydraulic	27 17 1	69-6180	Tube-Hydraulic LH	87 22 1
69-5480	Hose-Hydraulic	38 59 1	69-6190	Tube-Hydraulic	27 23 1
69-5490	Hose-Cylinder	87 39 4	69-6200	Tube-Hydraulic	27 22 1
69-5500	Hose-Hydraulic	4 33 4	69-6260	Magnet	11 6 1
69-5510	Hose-Hydraulic	77 1 4	69-6260	Magnet-Cover	85 15 2
69-5600	Hose-Hydraulic	75 9 1	69-6260	Magnet-Cover	86 15 2
69-5610	Hose-Hydraulic	75 17 1	69-6260	Magnet-Cover	94 20 8
69-5620	Hose-Hydraulic	44 29 1	69-6260	Magnet-Cover	83 32 4
69-5640	Hose-Hydraulic	25 12 1	69-6340	Plate-Motor Mounting RH	94 * 1
69-5640	Hose-Suction	45 11 2	69-6360	Plate-Motor Mounting LH	94 3 1
69-5640	Hose-Suction	23 12 1	69-6390	Plate-Gearbox	84 52 1
69-5650	Hose-Hydraulic	24 18 1	69-6470	Bushing-Flange	91 5 8
69-5650	Hose-Hydraulic	37 22 1	69-6470	Bushing-Flange	77 6 6
69-5670	Cable-Brake	6 22 2	69-6470	Bushing-Flange	92 16 20
69-5680	Tube-Hydraulic	21 9 1	69-6470	Bushing-Flange	82 26 4
69-5680	Tube-Hydraulic	19 20 1	69-6470	Bushing-Flange	80 29 4
69-5700	Tube-Hydraulic	19 18 1	69-6470	Bushing-Flange	87 30 4
69-5710	Tube-Hydraulic	21 20 1	69-6550	Arm-Tension	83 38 1

\*Not Illustrated

# TORO PART NUMBER INDEX (Cont.)

Part No.	Description	Pg. No.	Ref. No.	Qty.	Part No.	Description	Pg. No.	Ref. No.	Qty.
69-6610	Arm-Idler	83	23	1	69-8590	Support-Radiator Upper	44	2	1
69-6610	Asm-Idler Arm	86	27	1	69-8690	Support-Grille	42	15	1
69-6640	Hinge-Left Front	85	13	1	69-8750	Arm-Brake	7	1	1
69-6670	Hinge-Left Rear	85	17	1	69-8790	Plate-Reinforcing	82	4	2
69-6690	Hinge-Right Front	86	28	1	69-8790	Plate-Reinforcing	92	4	2
69-6710	Hinge-Right Rear	86	23	1	69-8860	Arm-Castor RH	82	7	1
69-6730	Skid	85	7	1	69-8890	Cap-Spindle	77	13	2
69-6730	Skid	92	21	4	69-8900	Spacer	28	52	2
69-6730	Skid	86	29	1	69-8910	Washer	36	3	2
69-6760	Shaft-Spindle	96	10	1	69-8910	Washer	28	51	4
69-6780	Cover-Center Left	83	30	1	69-8920	Washer	30	4	4
69-6790	Cover-Center Right	84	54	1	69-8930	Washer	27	26	4
69-6800	Cover-Inner LH	94	1	1	69-8940	Washer	27	5	12
69-6810	Cover-Outer LH	94	16	1	69-8940	Washer	87	16	20
69-6820	Cover-Inner RH	94	*	1	69-8950	Spacer	30	5	2
69-6830	Cover-Outer RH	94	*	1	69-8960	Spacer	27	27	2
69-6840	Cover-Right Wing	86	2	1	69-8970	Spacer	87	17	10
69-6850	Cover-Left Wing	85	22	1	69-8970	Spacer	27	31	6
69-6860	Washer-Castor	82	25	8	69-8980	Washer	30	30	8
69-6860	Washer-Thrust	92	33	28	69-8990	Spacer	30	33	4
69-6870	Plate-Magnet	86	3	2	69-9000	Spacer	87	9	4
69-6870	Plate-Magnet	94	18	8	69-9010	Washer	87	10	8
69-6870	Plate-Magnet	85	21	2	69-9020	Nut-Special	37	26	1
69-6870	Plate-Magnet	83	31	4	69-9030	Post-Neutral Device	9	14	1
69-6900	Shaft-Hinge	85	14	1	69-9040	Cam-Neutral Device	37	31	1
69-6900	Shaft-Hinge	86	20	1	69-9050	Bar-Neutral Device	37	45	1
69-6920	Blade-20"	96	12	1	69-9100	Washer-Latch	90	7	2
69-6960	Spacer-Idler	83	14	4	69-9120	Rod-Hood Prop	74	5	1
69-6960	Spacer-Idler	94	23	6	69-9130	Bracket-Throttle	18	11	1
69-6970	Spacer-Idler	86	17	1	69-9140	Link-Valve Lever	19	6	3
69-6970	Spacer-Idler	83	26	1	69-9150	Shaft-Valve Lever	19	9	1
69-6980	Valve-Check	4	38	1	69-9180	Pin-Cylinder	80	17	2
69-6990	Lever-Valve Mid.	19	*	1	69-9190	Bushing-Cylinder	87	38	2
69-7000	Lever-Valve RH	19	*	1	69-9200	Pin-Brake Pawl	6	8	1
69-7010	Lever-Valve LH	19	5	1	69-9210	Lever-Brake Latch	6	4	1
69-7040	Holder-Cup	11	13	1	69-9220	Bracket-Suction Tube	45	16	2
69-7100	Support-Radiator Lower	44	24	1	69-9220	Support-Tube Clamp	25	17	2
69-7120	Grille-Upper	42	27	1	69-9230	Shaft-Steering Pivot	4	2	1
69-7150	Grille-Lower	42	23	1	69-9240	Roller-Cam	91	16	2
69-7170	Clevis-Deck	92	10	2	69-9250	Shaft-Roller	91	18	2
69-7210	Tube-Latch	90	5	2	69-9260	Pin-Clevis	82	29	2
69-7290	Mount-Ball Joint	82	5	2	69-9290	Pad-Bumper	83	17	2
69-7420	Axle-Rear	77	16	1	69-9300	Cushion-Rubber	91	8	2
69-7650	Pedal-Traction	9	24	1	69-9300	Cushion-Rubber	87	34	2
69-7700	Pedal-Brake	7	3	1	69-9300	Cushion-Rubber	28	41	2
69-7700	Pedal-Brake	6	20	2	69-9310	Plate-Lever	14	20	1
69-7720	Pawl-Brake	6	7	1	69-9330	Cover	30	1	1
69-7740	Support-Steering Gear	4	21	1	69-9340	Rod-Brake	7	15	1
69-7760	Link-Steering Gear	4	19	1	69-9350	Bracket-Hood Prop Rod	74	2	1
69-7790	Pin-Brake Arm	6	11	1	69-9390	Shaft-Pedal	9	11	1
69-7810	Bracket-Valve	19	11	1	69-9420	Muffler-Exhaust	71	7	7
69-7840	Mount-Brake Arm	6	16	1	69-9430	Foam-Tool Box	10	4	1
69-7880	Arm-Brake LH	6	23	1	69-9440	Panel-Steering Tower	4	4	1
69-7890	Arm-Brake RH	6	2	1	69-9450	Bracket-Wing Hose LH	87	7	1
69-7920	Support-Lift Arm LH	80	27	2	69-9460	Bracket-Wing Hose RH	87	*	1
69-7940	Support-Lift Arm RH	80	4	2	69-9470	Cover-Access	28	63	1
69-7960	Support-Axle	77	12	2	69-9480	Bracket-Neutral Device	37	28	1
69-8040	Arm-Throttle	18	4	1	69-9520	Panel-Rear	43	9	1
69-8080	Cover-Tool Box	10	3	1	69-9540	Bracket-Steering Gear	4	18	1
69-8110	Box-Tool	10	5	1	69-9560	Housing-Control	11	1	1
69-8160	Tower-Steering	4	31	1	69-9570	Asm-Front Lift Arm, RH	80	43	1
69-8210	Support-Cover	11	26	1	69-9580	Asm-Front Lift Arm, LH	80	39	1
69-8230	Bracket-Trim LH	43	17	1	69-9650	Screen-Cowl	42	9	2
69-8250	Bracket-Trim R.H	43	20	1	69-9680	Shaft-Latch	90	10	2
69-8290	Frame-Battery	74	33	1	69-9700	Mount-Rubber	92	5	8
69-8390	Pulley-Spindle	96	4	1	69-9710	Nut-Lock	71	6	3
69-8440	Hose-Hydraulic	80	9	1	69-9720	Strip-Sealing	42	28	2
69-8440	Hose-Hydraulic	24	31	1	69-9721	Strip-Sealing	42	18	3
69-8450	Hose-Hydraulic	44	30	1	69-9722	Trim-Sealing	42	35	1
69-8470	Spring-Torsion	80	32	1	69-9723	Seal-Hood Bottom	43	15	2
69-8480	Spring-Compression	90	6	2	69-9724	Seal-Hood Front	43	29	1
69-8490	Bracket-Throttle Cable	45	30	1	69-9730	Switch-Toggle	14	18	1
69-8500	Shim-Hinge Bracket	43	21	6	69-9740	Switch-Toggle	14	14	1
69-8510	Cover-Steering Tower	4	41	1	69-9760	Plate-Cover	30	10	3

\*Not Illustrated

# TORO PART NUMBER INDEX (Cont.)

Part No.	Description	Pg. Ref. No. No. Qty.	Part No.	Description	Pg. Ref. No. No. Qty.
69-9761	Plate-Clamp	74 36 1	70-4230	Bushing-Lever	62 9 2
69-9761	Plate-Cover	87 13 1	70-4310	Nut-Lock, Adapter	62 17 1
69-9761	Plate-Cover	30 14 5	70-4320	Asm-Control, Tension	62 39 1
69-9761	Plate-Cover	24 43 3	70-4330	Bushing	62 25 1
69-9800	Tire	32 28 2	70-4340	Shackle	63 61 1
69-9810	Joint-Ball	79 2 1	70-4350	Shaft-Lever	62 12 1
69-9880	Tire	77 22 2	70-4360	Plug-Screw	62 11 2
69-9940	Nut-Jam	32 40 4	70-4370	Spring-Control	62 38 1
69-9950	Spring-Extension	32 37 4	70-4380	Spring-Start	63 60 1
69-9960	Link	32 36 4	70-4390	Screw-Adjusting	63 67 1
69-9970	Stud	32 35 4	70-4400	Cover-Governor	62 13 1
69-9980	Ball	32 39 6	70-4410	Pin-Stop	63 66 1
69-9990	Disc-Actuating	32 38 4	70-4430	Screw-Adjusting	62 27 1
70-2880	Bolt	54 9 4	70-4440	Nut-Cap	62 18 1
70-2970	Nut-Jam	47 5 8	70-4460	Plate-Cap	62 7 1
70-3000	Pin-Dowel	49 13 2	70-4470	Lever-Support	62 2 1
70-3060	Gasket	68 1 2	70-4480	Shaft-Governor	62 1 1
70-3060	Gasket	55 5 2	70-4490	Cup-Spring	62 3 1
70-3090	Clamp-Hose	55 16 2	70-4500	Spring	62 6 1
70-3240	Plug-Air	65 3 1	70-4510	Spring	62 4 1
70-3250	Bolt-Connector	65 1 2	70-4520	Spring	62 5 1
70-3370	Cap-Sealing	49 5 6	70-4530	Cover-Spring	62 34 1
70-3440	Clamp	55 13 1	70-4540	Slider-Supporting	62 40 1
70-3480	Stud	55 35 4	70-4570	Lever-Stop	62 35 1
70-3530	Gasket-Valve	60 10 4	70-4580	Cap-Lever	62 10 1
70-3560	Pinion-Control	61 39 4	70-4590	Plug-Screw	63 55 1
70-3570	Screw-Clamp, Pinion	60 31 4	70-4600	Asm-Housing	64 18 1
70-3610	Sheet-Spring, Lower	61 35 4	70-4610	Valve-Check	64 5 2
70-3630	Tappet	61 33 4	70-4620	Spring-Valve	64 6 2
70-3670	Plug-Screw	61 34 4	70-4630	Gasket-Plug	64 7 2
70-3680	Camshaft	61 40 1	70-4640	Support-Valve	64 8 1
70-3690	Ring-Adjusting	60 22 1	70-4650	Pump-Priming	64 11 1
70-3700	Ring-Adjust	60 3 1	70-4730	Tappet-Feed Pump	64 13 1
70-3710	Shim-0.10mm Thick	60 20 AR	70-4740	Roller-Tappet	64 14 1
70-3720	Shim-0.12mm Thick	60 20 AR	70-4750	Pin-Roller	64 16 1
70-3730	Shim-0.14mm Thick	60 20 AR	70-4760	Block-Sliding	64 12 2
70-3740	Shim-0.16mm Thick	60 20 AR	70-4770	Spring-Piston	64 3 1
70-3750	Shim-0.18mm Thick	60 20 AR	70-4780	Plug-Chamber	64 1 1
70-3760	Shim-0.50mm Thick	60 20 AR	70-4790	Filter-Fuel	64 19 1
70-3770	Shim-0.30mm Thick	60 20 AR	70-4800	Screw-Hollow	64 20 1
70-3780	Shim-0.10mm Thick	60 2 AR	70-4840	Nut-Retaining	59 8 4
70-3790	Shim-0.15mm Thick	60 2 AR	70-4860	Washer-1.000mm Thick	59 2 AR
70-3800	Shim-0.30mm Thick	60 2 AR	70-4870	Washer-1.050mm Thick	59 2 AR
70-3810	Shim-0.50mm Thick	60 2 AR	70-4880	Washer-1.100mm Thick	59 2 AR
70-3820	Cover-Bearing	61 42 1	70-4890	Washer-1.275mm Thick	59 2 AR
70-3860	Washer-Union	60 16 2	70-4900	Washer-1.325mm Thick	59 2 AR
70-3870	Washer-Union	60 5 2	70-4920	Washer-0.950mm Thick	59 2 AR
70-3880	Plate-Set	60 15 2	70-4980	Bolt-Eye	55 4 1
70-3890	Washer-Nipple	62 16 2	70-5310	Elbow	55 18 1
70-3900	Packing	60 23 2	70-5700	Asm-Pump, Feed	64 * 1
70-3910	Washer-Nipple	60 26 2	70-5710	Asm-Filter, Fuel	65 * 1
70-3930	Gasket-Plate, Cover	60 19 1	70-5710	Asm-Filter, Fuel	70 32 1
70-3940	Cover-Plate	61 44 1	70-5710	Filter-Fuel	70 32 1
70-3950	Screw	60 24 2	70-5720	Bracket	65 5 1
70-3970	Shim-0.60mm Thick	60 32 AR	70-5730	Asm-Cartridge	65 6 1
70-3980	Shim-0.70mm Thick	61 32 AR	70-6480	Pin-Split	63 62 1
70-3990	Shim-0.80mm Thick	61 32 AR	70-6490	Snap Ring	62 42 1
70-4000	Shim-0.90mm Thick	61 32 AR	70-6500	O-Ring	62 24 1
70-4010	Shim-1.00mm Thick	61 32 AR	70-6510	O-Ring	62 8 2
70-4020	Shim-1.10mm Thick	61 32 AR	70-6520	Bolt-W/Washer	62 36 1
70-4030	Shim-1.20mm Thick	61 32 AR	70-6530	Bolt-W/Washer	58 25 6
70-4040	Shim-1.30mm Thick	61 32 AR	70-6540	Bolt-W/Washer	62 19 2
70-4050	Shim-1.40mm Thick	61 32 AR	70-6540	Bolt-W/Washer	61 41 4
70-4060	Shim-0.10mm Thick	61 32 AR	70-6560	Nut-W/Hole	62 28 1
70-4070	Shim-0.20mm Thick	61 32 AR	70-6610	Washer-Plate 0.2mm Thick	62 41 AR
70-4080	Shim-0.30mm Thick	61 32 AR	70-6620	Washer-Plate 0.3mm Thick	62 41 AR
70-4090	Shim-0.40mm Thick	61 32 AR	70-6630	Washer-Plate 0.4mm Thick	62 41 AR
70-4100	Shim-0.50mm Thick	61 32 AR	70-6640	Washer-Plate 0.1mm Thick	62 41 AR
70-4110	Shim-0.15mm Thick	61 32 AR	70-6650	Washer-Plate 1.0mm Thick	62 41 AR
70-4170	Asm-Flyweight	62 47 1	70-6670	Washer-Spring	62 46 1
70-4180	Nut-Round	62 45 1	70-6680	Washer-Spring	58 31 1
70-4190	Sleeve-Governor	62 44 1	70-6690	Washer-Plate	62 22 2
70-4200	Plate	62 43 1	70-6700	Washer	64 2 1
70-4210	Plate	63 56 1	70-6710	Washer-Copper Plate	63 54 1

\*Not Illustrated

# TORO PART NUMBER INDEX (Cont.)

Part No.	Description	Pg. No.	Ref. No.	Qty.	Part No.	Description	Pg. No.	Ref. No.	Qty.
70-6720	Stud	60	27	3	71-2590	Shaft-Pivot	80	24	1
70-6730	Bolt-W/Washer	62	33	1	71-2600	Tube-Anti-Sway	91	11	2
70-6740	Bolt-W/Washer	62	14	2	71-2610	Shaft-Deck Pivot	92	15	2
70-6750	Bolt-W/Washer	62	30	4	71-2620	Shaft-Lift Arm Elbow	91	23	2
70-6780	Nut-Hex.	58	30	1	71-2680	Hose-Vent	23	31	1
70-6790	Packing-Rubber Plate	62	29	1	71-2680	Hose-Vent	44	53	1
70-6810	Washer-Snap	63	57	2	71-2690	Hose-Fuel	73	7	1
70-6820	Ring-Snap	64	15	1	71-3810	Coupling-Hydraulic Motor	32	34	2
70-6830	Pin-Straight	59	6	8	71-3830	Bellcrank-Brake	36	21	2
70-6840	Bearing-Roller	60	1	1	71-3850	Cover-Housing	36	15	2
70-6850	Bearing-Roller	60	21	1	71-3860	Clevis	36	28	2
70-6860	Key-Woodruff	63	59	1	71-3870	Gasket	36	14	2
70-6870	Key-Woodruff	63	52	1	71-3880	Clevis-Brake Cable	32	15	2
70-6880	Key-Woodruff	58	29	1	71-3880	Clevis-Brake Cable	36	23	2
70-6890	O-Ring	63	64	1	71-3900	Gasket	36	25	2
70-6900	O-Ring	60	28	1	71-3910	Collar	36	34	2
70-6910	O-Ring	60	13	4	71-3990	Cap-Brake Housing	32	20	2
70-6920	Seal-Oil	62	31	1	71-4010	Housing-Brake	32	13	2
70-6930	Screw-Hollow	60	25	1	71-4060	Rod-Brake Latch	4	40	1
70-6940	Screw-Hollow	60	4	1	71-4130	Support-Control	11	17	1
70-6940	Screw-Hollow	64	10	1	71-4170	Switch-Toggle	14	19	1
70-6990	Asm-Level Sensing Unit	22	2	1	71-4200	Cluster-Warning Light	13	6	1
71-0060	Support-Foam	43	8	1	71-4210	Cluster-Warning Light	13	4	1
71-0210	Foam-Radiator Seal	44	13	1	71-4250	Spacer	13	20	2
71-0250	Foam-Hood Top	43	2	1	72-0130	Kit-Horn	4	*	1
71-0260	Foam-Hood Side LH	43	3	1	72-4070	Decal-Danger	33	47	2
71-0270	Foam-Hood Side RH	43	1	1	72-4080	Decal-Danger	74	37	1
71-0340	Foam-Rad. Support LH	44	36	1	72-4080	Decal-Danger	28	71	2
71-0350	Foam-Rad. Support RH	44	1	1	72-4310	Switch-Ball	80	11	1
71-0360	Foam-Rad. Support Top	44	3	1	72-4310	Switch-Lift	87	32	2
71-0370	Foam-Lower Rad. Support	44	34	2	72-9550	Stud-Fuel Tank	22	17	1
71-0380	Foam-Rad. Support Front	44	42	1	72-9760	Switch	14	15	2
71-0390	Foam-Rad. Support Rear	44	44	1	74-0720	Tube-Manual	2	1	1
71-0400	Foam-Side Panel	43	14	2	74-2170	Cylinder-Lift	88	43	2
71-0410	Cover-Abrasive	10	2	1	74-2180	Ring-Steel	89	9	1
71-0420	Floor-Abrasive	28	66	1	74-2190	Cushion	89	10	1
71-0430	Cover-Abrasive	28	64	1	74-2200	Head	89	4	1
71-0440	Abrasive-Pedal Front	9	25	1	74-2210	Piston	89	12	1
71-0450	Abrasive-Pedal Rear	9	29	1	74-2220	Collar	89	2	1
71-0470	Disc-Middle	32	19	4	74-2230	Shaft/Clevis	89	1	1
71-0480	Asm-Suspension	3	*	1	74-2270	Fitting-Suction	25	23	1
71-0540	Column-Steering	4	27	1	74-2510	Tube-Hydraulic LH	7	13	1
71-2170	Pin	3	22	1	74-2520	Tube-Hydraulic RH	7	14	1
71-2180	Bearing	3	2	4	74-2530	Tube-Hydraulic	7	11	1
71-2190	Pin	3	3	1	74-2660	Hose-Hydraulic Return	24	34	1
71-2200	Bracket-Swing Arm	3	33	1	74-2680	Bracket-Bulkhead	88	45	1
71-2210	Pin	3	13	1	74-2700	Rod-Control	9	16	1
71-2220	Pin	3	16	1	74-2710	Clamp Half-Hydraulic Line	91	2	4
71-2230	Ring-Snap	3	14	1	74-2730	Tube-Clamp	91	31	4
71-2240	Asm-Knob	3	15	1	75-0540	Tether-Cap, Reservoir	23	27	1
71-2250	Bracket-Spring	3	18	1	75-9460	Bracket-Sealing LH	42	19	1
71-2260	Spring	3	27	2	75-9470	Bracket-Sealing RH	42	25	1
71-2270	Nut-Special	3	23	1	75-9480	Bracket-Sealing Bottom	42	22	1
71-2280	Band-Weight Indicator	3	10	1	76-1670	Spring-Extension	86	25	1
71-2290	Bearing-Trible	3	4	1	76-1670	Spring-Extension	80	33	1
71-2300	Bumper	3	9	2	76-1670	Spring-Extension	83	36	1
71-2310	Plate-Lower Suspension	3	8	1	76-2060	V-Belt	85	*	1
71-2320	Pin	3	21	2	76-2060	V-Belt	86	*	1
71-2330	Ring-Snap	3	19	2	76-2060	V-Belt	94	*	6
71-2340	Absorber-Shock	3	20	1	76-2750	Asm-Hydraulic Hose	83	2	1
71-2380	Washer	2	7	2	76-2760	Asm-Hydraulic Hose	83	1	1
71-2390	Rivet-Pop	2	8	2	76-2770	Asm-Hydraulic Hose	83	6	1
71-2400	Asm-Bumper	2	6	2	76-4590	Screw	34	16	6
71-2410	Plate-Upper Suspension	2	5	1	76-4590	Screw	40	27	6
71-2420	Bellows-Rubber	2	12	1	76-4600	Gasket-Cover	40	38	1
71-2430	Plate-Rear	11	16	1	76-4600	Gasket-Front Cover	34	26	1
71-2450	Cover-Access	27	24	1	76-4610	Cover	40	33	1
71-2470	Rim	32	29	2	76-4610	Cover-Front	34	15	1
71-2530	Asm-Bearing	96	6	1	76-8750	Plate-Caution	44	45	2
71-2550	Washer-Latch Shaft	90	9	2	77-2830	Rod-Spring	83	44	1
71-2560	Support-Bulkhead	30	38	2	77-2990	Cable-Throttle	18	8	1
71-2570	Shaft-Pivot	80	3	1	77-2990	Cable-Throttle	45	50	1
71-2580	Shaft-Lift Arm Pivot	87	26	2	80-0160	Tray-Battery	74	18	1
71-2590	Shaft-Pivot	77	5	1	80-4890	Decal-Service	11	32	1

\*Not Illustrated



# TORO PART NUMBER INDEX (Cont.)

Part No.	Description	Pg. Ref. No. No. Qty.	Part No.	Description	Pg. Ref. No. No. Qty.
80-9330	Alarm-Audio	11 3 1	92-9749	Kit-Seal	5 * 1
82-4910	Roller	85 27 1	92-9800	Spacer-Spindle	96 11 1
82-4910	Roller	86 36 1	93-0307	Nut-Retainer	78 53 2
82-5730	Joint-Ball	79 17 1	93-0309	Washer	77 25 2
82-7820	Seat-Brake, Tube	36 13 2	93-0310	Spindle-Wheel RH	77 * 1
82-7830	Screw-Bleed, Brake	36 11 2	93-0311	Spindle-Wheel LH	77 17 1
82-7840	Piston-Brake	36 7 2	93-1397	Valve-Flow Control	80 46 1
82-7850	Spring-Compression	36 4 2	93-3102	Cap-Fuel	22 10 1
82-7900	Shaft-Arm	91 34 2	93-3103	Cap-Hydraulic	23 36 1
82-9060	Track & Latch-Adjustment	2 4 1	93-3365	Pin-Dowel	49 1 2
83-4330	Asm-Tube, Traction LH	28 82 1	93-3401	Screw-Rocker	47 4 8
83-4330	Tube-Hydraulic LH	32 8 1	93-3417	Gasket	56 12 1
83-4340	Asm-Tube, Traction RH	28 83 1	93-3417	Gasket	68 17 1
83-4340	Tube-Hydraulic RH	32 * 1	93-3526	Switch	45 54 1
83-6660	Support-Seat	2 11 1	93-3578	Nut	67 1 1
83-8350	Fitting-Traction, LH	27 20 1	93-3580	Set-Bolt	67 4 1
83-8360	Fitting-Traction, RH	28 73 1	93-3582	Set-Screw	67 3 1
83-8370	Plate-Clamp	28 74 1	93-3583	Bearing-Front	67 6 1
85-4491	Holder-Indicator, Light	11 37 1	93-3584	Asm-Rotor	67 * 1
85-4750	Display-Diagnostic	12 2 1	93-3585	Bearing-Rear	67 10 1
85-6150	Tube-Hyd. RH Branch	32 * 1	93-3586	Asm-Stator	67 17 1
85-6150	Tube-Hydraulic	27 30 1	93-3588	Set-Regulator	67 * 1
85-6190	Link-Deck Tilt	27 1 1	93-3589	Brush	67 15 2
85-6260	Level Sensing Unit	23 3 1	93-3599	Gasket-Liquid	69 13 1
86-7350	Kit-Seal Repair	89 * 1	93-4237	Bearing	97 7 4
86-7350	Kit-Seal Repair	81 * 1	93-4237	Bearing	82 14 8
86-7410	Plate-Gage	13 5 1	93-4237	Bearing	92 29 16
86-7480	Spring-Compression	83 48 1	93-4239	Rim-Wheel	82 35 4
86-8100	Joint-Ball	90 19 2	93-4240	10" Wheel-Pneumatic	92 30 8
86-8100	Joint-Ball	80 37 2	93-4240	10" Wheel-Pneumatic	82 12 2
86-8101	Joint-Ball	90 22 2	93-4241	Spacer	82 13 2
88-6760	Spring-Gas	43 19 2	93-4241	Spacer	92 28 8
88-6770	Stud-Ball	43 18 2	93-4241	Spacer-Bearing, Inner	97 4 1
88-6770	Stud-Ball	44 56 2	93-4242	Plate	82 33 2
88-9190	Asm-Solenoid Coil	75 23 3	93-4242	Plate	93 46 8
88-9260	Bracket-Roller RH	86 38 1	93-4243	Tire-10"	82 34 2
88-9270	Bracket-Roller LH	85 29 1	93-4243	Tire-10"	93 42 8
88-9450	Bracket-Hood Cylinder	44 37 2	93-4244	Tube-w/Valve	82 37 2
92-1180	Asm-Seat	1 1 1	93-4244	Tube-w/Valve	93 45 8
92-1741	Tube-Hydraulic	32 42 1	93-4297	Clamp-Hose	57 22 2
92-1742	Tube-Hydraulic	24 40 1	93-5194	Pulley-Idler	70 24 1
92-1742	Tube-Hydraulic LH	32 12 1	93-5630	Spacer-Bearing	82 21 2
92-1771	Board-Instrument	13 16 1	93-5630	Spacer-Bearing, Inner	97 8 1
92-1772	Asm-Hood	43 4 1	93-5631	Rim-Wheel	82 38 2
92-2133	Bolt-Flange	57 7 2	93-5973	Asm-10" Foam Filled Tire	97 2 1
92-2133	Bolt-Flange	57 20 2	93-5980	Hub	82 36 2
92-2351	Fitting-Tank Return	24 36 1	93-5980	Hub	93 43 8
92-2352	Hose-Hydraulic	24 35 1	93-7037	Switch	7 22 1
92-3048	Kit-Solenoid Coil	28 54 3	93-7037	Switch	38 61 1
92-3162	Bushing-Flange	83 28 4	93-7038	Switch	28 77 1
92-4094	Roller-Latch	90 16 4	93-7039	Bracket-Service Brake	7 21 1
92-4804	Block-Latch Pivot	90 11 2	93-7176	Fitting-45° ORFS	33 48 2
92-4805	Cam-Spring Trip	90 21 2	93-7177	Asm-Tube, Traction LH	27 19 1
92-4806	Pin-Latch	90 13 8	93-7177	Tube-Hydraulic, LH	33 50 1
92-4806	Pin-Latch	80 30 1	93-7178	Asm-Tube, Traction RH	27 21 1
92-4807	Tube-Hyd. RH Run	32 * 1	93-7178	Tube-Hydraulic, RH	33 * 1
92-4807	Tube-Hydraulic	24 4 1	93-7179	Tube-Hydraulic	30 27 1
92-4967	Tube-Hydraulic	27 9 1	93-7188	Shaft-Slip Yoke	37 6 1
92-4967	Tube-Hydraulic	21 17 1	93-7189	Yoke-Pump End	37 3 1
92-4970	Hose-Hydraulic	23 37 1	93-7190	Kit-Universal Joint	37 7 2
92-4970	Hose-Hydraulic	28 80 1	93-7192	Hose-Diagnostic	28 81 1
92-4971	Asm-Hydraulic Cylinder	80 7 2	93-7192	Hose-Hydraulic Diagnostic	21 25 1
92-5720	Controller	11 22 1	93-7193	Hose-Diagnostic	28 70 1
92-6533	Cushion-Seat	1 7 1	93-7193	Hose-Hyd. Diagnostic	29 7 1
92-6534	Shell-Seat	1 2 1	93-7252	Decal-CE	82 41 1
92-7301	Spacer	1 10 2	93-7252	Decal-CE	4 48 1
92-8003	Housing-Actuator, RH	36 12 1	93-7252	Decal-CE	93 48 2
92-8004	Housing-Actuator, LH	36 * 1	93-7273	Decal-Danger (Europe)	85 25 1
92-8661	Tab	11 34 3	93-7273	Decal-Danger (Europe)	86 31 1
92-9701	Shaft-Cruise Control	9 3 1	93-7273	Decal-Danger (Europe)	92 39 4
92-9730	Cap-End	5 18 1	93-7417	Gasket	36 33 2
92-9732	Plate-Wear	5 14 1	93-7418	Cap-Actuator	36 36 2
92-9735	Screw-Cap	5 19 7	93-7422	Hose-Hyd. Diagnostic	29 5 1
92-9748	Valve-Power Steering	4 28 1	93-7422	Hose-Hydraulic	27 11 1

\*Not Illustrated

# TORO PART NUMBER INDEX (Cont.)

Part No.	Description	Pg. No.	Ref. No.	Qty.	Part No.	Description	Pg. No.	Ref. No.	Qty.
93-7423	Hose-Diagnostic	75	44	2	95-0825	Panel-Control	4	46	1
93-7423	Hose-Hyd. Diagnostic	29	9	2	95-0827	Panel	13	3	1
93-7424	Hose-Diagnostic	28	69	1	95-0831	Decal-Fuse	14	22	1
93-7424	Hose-Hydraulic	37	50	1	95-0832	Decal-Service (Europe)	11	32	1
93-7425	Hose-Hyd. Diagnostic	29	10	1	95-0833	Decal-Belt Routing	83	39	1
93-7426	Tube-Hydraulic	27	39	1	95-0834	Decal-Diagnostic V2.0	12	1	1
93-7426	Tube-Hydraulic	80	44	1	95-0845	Decal-Height of Cut	94	28	2
93-7427	Tube-Hydraulic	80	47	1	95-0845	Decal-Height of Cut	84	56	1
93-7480	Bulb-LED	14	27	1	95-1597	Bushing	89	18	1
93-7637	Key-Square	95	8	1	95-1692	Fitting-Hydraulic Elbow	83	4	2
93-7815	Decal-Danger (Europe)	85	24	1	95-1821	Spring-Compression	4	45	1
93-7815	Decal-Danger (Europe)	92	27	2	95-1839	Cable-Negative	74	11	1
93-7815	Decal-Danger (Europe)	86	32	1	95-2741	Rim-Wheel	82	40	2
93-7824	Decal-Danger (Europe)	85	23	1	95-2741	Rim-Wheel	93	44	16
93-7824	Decal-Danger (Europe)	86	33	1	95-3297	Washer-Thrust	85	16	2
93-7824	Decal-Danger (Europe)	92	37	2	95-3297	Washer-Thrust	86	24	2
93-7824	Decal-Danger (Europe)	84	60	1	95-4400	Washer-Backup	34	44	1
93-8457	Belt-Hex. Deck Drive	84	*	1	95-4400	Washer-Backup	41	98	1
93-9320	Plate-Valve LH	40	40	1	95-5616	Spacer	30	40	4
93-9321	Plug-Orifice	41	75	1	95-5630	Valve-Hydraulic Cartridge	21	1	1
93-9322	Variable Displacement Pump	37	1	1	95-5631	Valve-Hydraulic Cartridge	21	36	1
93-9324	Pivot-Idler	86	41	1	95-5632	Valve-Hydraulic Cartridge	21	15	1
93-9324	Pivot-Idler	84	61	1	95-5633	Valve-Hydraulic Cartridge	21	30	2
93-9337	Bracket-Switch	7	28	1	95-5634	Valve-Hydraulic Cartridge	21	10	1
93-9337	Bracket-Switch	37	35	1	95-5635	Valve-Cartridge (3000 lbs)	75	8	3
93-9912	Grommet	91	30	2	95-5636	Valve-Cartridge (20 lbs)	75	40	3
93-9917	Asm-Hose, Hydraulic	94	9	2	95-5637	Valve-Cartridge (75 lbs)	75	38	3
93-9918	Asm-Hose, Hydraulic	94	8	2	95-5638	Valve-Solenoid	28	62	1
93-9919	Asm-Hose, Hydraulic	94	29	2	95-5639	Spool-Solenoid Valve	75	25	3
93-9922	Spacer	88	61	2	95-5640	Valve-Cartridge (600 lbs)	75	5	3
93-9925	Asm-Lift Arm RH	87	*	1	95-5641	Kit-Seal	21	11	1
93-9925	Asm-Lift Arm RH	91	*	1	95-5642	Kit-Seal	21	29	3
93-9926	Asm-Lift Arm LH	91	25	1	95-5643	Kit-Solenoid Valve Seal	76	*	3
93-9926	Asm-Lift Arm LH	87	33	1	95-5644	Kit-Cartridge Valve Seal	76	*	6
93-9928	Clamp-Hose	91	28	2	95-5645	Kit-Cartridge Valve Seal	76	*	6
93-9941	Arm-Outer Lift RH	91	*	1	95-5645	Kit-Seal	21	2	2
93-9942	Arm-Outer Lift LH	91	10	1	95-5907	Asm-Counterbalance	19	26	1
93-9988	Fitting-Hydraulic	28	61	1	95-5907	Counterbalance Manifold	21	*	1
94-1416	Adapter	71	28	1	95-5908	Asm-Manifold	76	*	1
94-1891	Asm-Hydraulic Tube	25	13	1	95-5908	Asm-Manifold	74	1	1
94-1891	Tube-Suction	45	12	1	95-5916	Asm-Solenoid Valve	28	*	1
94-1892	Hose-Auxiliary Suction	23	14	1	95-5917	Valve Seal Kit	28	*	1
94-1893	Tank-Hydraulic	23	4	1	95-6456	Hose-Lower Radiator	44	10	1
94-2865	Tank-Fuel	22	11	1	95-6457	Hose-Air Outlet	71	20	1
94-2878	Pin	40	26	2	95-6458	Hose-Air Outlet	71	22	1
94-3310	Tube-Vent	22	22	1	95-6459	Hose-Air Inlet	71	2	2
94-3311	Hose-Fuel	22	23	1	95-6461	Tube-Intake	71	21	1
94-4907	Motor-Hydraulic	83	11	1	95-6462	Bracket-Air Cleaner	71	17	1
94-4907	Motor-Hydraulic	94	13	2	95-6463	Bracket-Muffler	71	9	9
94-5390	Plate-Load	95	4	2	95-6464	Bracket-Manifold	71	26	1
94-5391	Seal-Shaft	95	3	1	95-6465	Asm-Mount Rear	45	48	1
94-5392	Kit-Seal	95	*	1	95-6465	Asm-Mount, LH Rear	45	27	1
94-6760	Bracket-Support	85	19	1	95-6467	Asm-Mount RH	45	47	1
94-6762	Bracket-Support	86	11	1	95-6470	Asm-Mount LH	45	38	1
94-6772	Retainer-Clamp	91	32	2	95-6474	Asm-Exhaust Tube	71	3	1
94-9412	Seal-Adapter	41	74	1	95-6477	Pulley-Fan Drive	70	27	1
94-9413	Screw	41	73	3	95-6480	Bracket Asm-	70	16	1
94-9414	Adapter-Suction	41	79	1	95-6481	Plate-Pump Adapter	45	3	1
94-9415	Plug	41	96	1	95-6486	Spacer-Mount	45	41	8
94-9819	Bar-Guard, Front Center	84	63	1	95-6487	Bracket-Hose Support	78	49	1
94-9820	Bar-Guard, Front RH & LH	84	62	2	95-6489	Bracket-Throttle	45	34	1
94-9821	Bar-Guard, Front Wing RH	86	42	1	95-6495	Asm-Bearing Housing	70	11	1
94-9822	Bar-Guard, Wing Inner	93	50	2	95-6497	Spacer	70	23	1
94-9823	Bar-Guard, Wing RH & LH	93	51	2	95-6499	Asm-Engine	45	1	1
94-9824	Bar-Guard, Front Wing LH	85	32	1	96-1267	Pulley-Fan	70	4	1
95-0815	Panel-Lever	14	1	1	98-0655	Asm-Hose	45	4	2
95-0817	Decal-Height of Cut	84	57	1	98-0655	Asm-Hydraulic Hose	25	1	2
95-0818	Decal-Torque	82	30	1	98-0655	Hose-Hydraulic	75	1	2
95-0818	Decal-Torque	92	38	2	98-0657	Fitting-Hydraulic	76	48	2
95-0819	Decal-Belt Routing LH	92	36	1	98-0661	Asm-Hydraulic Cylinder	77	42	2
95-0820	Decal-Belt Routing RH	92	*	1	98-0661	Steering Cylinder (Complete)	79	*	2
95-0821	Decal-Hydraulic Oil	30	8	1	98-0664	Ring-Head	79	7	1
95-0822	Decal-Warning	22	12	1	98-0665	Piston	79	11	1
95-0824	Panel-Diagnostic	29	4	1	98-0666	Rod-Piston	79	4	1

\*Not Illustrated

# TORO PART NUMBER INDEX (Cont.)

Part No.	Description	Pg. Ref. No. No. Qty.	Part No.	Description	Pg. Ref. No. No. Qty.
98-0667	Kit-Repair	79 * 1	99-1813	Gasket	50 4 1
98-0755	Plate-Tension	83 43 1	99-1813	Gasket	68 6 2
98-0800	Asm-Air Cleaner	71 19 1	99-1813	Gasket	69 11 2
98-0801	Asm-Element	72 3 1	99-1814	Valve-Inlet	47 17 4
98-0802	Asm-Cover	72 4 1	99-1815	Valve-Exhaust	47 16 4
98-0803	Valve	72 5 1	99-1816	Retainer-Upper	47 13 8
98-0809	Fan	70 29 1	99-1817	Seal-Stem, Valve	47 14 8
98-0819	Asm-Pump Drive Shaft	38 * 1	99-1817	Seal-Stem, Valve	68 19 8
98-0826	Asm-Coupler	45 2 1	99-1818	Asm-Rocker & Shaft	47 * 1
98-0830	Retainer-Mount	45 42 4	99-1819	Asm-Rocker	47 * 8
98-0831	Bearing-Fan	70 9 1	99-1820	Spring-Rocker	47 7 3
98-0833	Band-Air Cleaner	71 13 1	99-1821	Asm-Shaft, Rocker	47 * 1
98-0835	Yoke-Engine End	37 8 1	99-1822	Ring-Snap	47 1 2
98-0836	Tube-Slip Yoke	37 4 1	99-1823	Bracket-Shaft, Rocker	47 18 4
98-1461	Asm-LH Lift Bar	92 18 1	99-1824	Bolt-Rocker Bracket	47 6 4
98-1462	Asm-RH Lift Bar	92 * 1	99-1825	Bolt-W/Washer	47 10 4
98-1487	Decal-Fuse	11 5 1	99-1826	Asm-Cover, Rocker	48 * 1
98-2365	Cowl-Radiator	42 10 1	99-1827	Gasket-Rocker	48 1 1
98-3008	Hub-Fan	70 5 1	99-1827	Gasket-Rocker	68 3 1
98-3011	Asm-Idler Bracket	70 22 1	99-1828	Bolt-W/Washer	48 2 5
98-3013	Support-Fan	70 20 1	99-1828	Bolt/W/Washer	55 22 16
98-3023	Washer	45 40 4	99-1829	Camshaft	48 12 1
98-3024	Mount-Engine	45 43 4	99-1830	Bolt-W/Washer	52 7 26
98-3026	Bracket-Hinge	43 28 2	99-1830	Bolt-W/Washer	51 13 5
98-3038	Bushing-Idler	86 46 1	99-1830	Bolt/W/Washer	56 18 2
98-3038	Bushing-Idler	84 65 1	99-1830	Bolt/W/Washer	48 15 1
98-3040	Panel-Control	14 6 1	99-1831	Tappet	48 11 8
98-3041	Plate-Control	14 5 1	99-1832	Rod-Push	48 10 8
98-3047	Arm-Pivot	82 10 2	99-1833	Clip-Hose	48 6 1
98-3048	Plate-Seat	1 6 1	99-1834	Hose-Breather	48 7 1
98-3311	Arm-Anti-Sway LH	91 14 1	99-1835	Clip	48 8 1
98-3312	Arm-Anti-Sway RH	91 * 1	99-1836	Bolt-W/Washer	48 9 1
98-7300	Fork-Castor	92 32 8	99-1837	Asm-Crankcase	49 * 1
98-7302	Fork-Castor	82 24 2	99-1837	Gasket-Plate, Front	68 23 1
98-7307	Asm-Fan Support	70 12 1	99-1838	Bolt-Cap, Bearing	49 9 10
98-7308	Cable-Positive	74 12 1	99-1839	Valve-Check	49 15 4
98-7309	Asm-Wire Harness	11 * 1	99-1840	Plug-Cam	49 12 1
98-7311	Radiator	44 12 1	99-1841	Pin-Dowel	49 18 1
98-7312	Wheel-Pneumatic, 12"	82 23 2	99-1842	Pin-Spring	49 10 6
98-7313	Tire-12"	82 22 2	99-1843	Bushing	49 16 1
98-7318	Shroud-Fan	44 9 1	99-1844	Shaft-Idler	49 17 1
98-7320	Hose-Upper Radiator	44 4 1	99-1845	Plug-Taper	49 3 1
98-7321	Clutch-Modulating Fan	70 31 1	99-1846	Set-Metal, Main Std.	50 * 1
98-7325	Cover-Steering Wheel	4 8 1	99-1847	Set-Metal, Main U.S. 0.25	50 * 1
98-7326	Harness-Wire, Seat Switch	1 15 1	99-1848	Set-Metal, Main U.S. 0.50	50 * 1
98-7327	Solenoid-Run	70 * 1	99-1849	Set-Metal, Main U.S. 0.75	50 * 1
98-7329	Asm-12" Foam Filled Tire	97 10 1	99-1850	Plate-Thrust Std.	50 12 3
98-7342	Arm-Inside Castor	92 1 2	99-1851	Plate-Thrust O.S. 0.15	50 12 1
98-7343	Arm-Outside Castor	92 19 2	99-1852	Plate-Thrust O.S. 0.30	50 12 1
98-7346	Tube-Cylinder Bushing	80 15 2	99-1853	Seal-Side	69 6 2
98-7347	Clamp-Hose	71 24 2	99-1853	Seal-Side	50 13 2
98-7348	Foam-Seal	44 15 2	99-1854	Housing-Flywheel	50 7 1
98-7375	Gasket-Nozzle	58 1 4	99-1855	Gasket-Rear	68 5 1
98-7375	Gasket-Nozzle	69 3 4	99-1855	Gasket-Rear	50 11 1
98-9008	V-Belt	70 28 1	99-1856	Bolt-W/Washer	50 10 10
99-1800	Asm-Head, Cylinder	46 * 1	99-1857	Bolt-W/Washer	66 6 2
99-1801	Cap-Sealing 20mm	46 5 12	99-1857	Bolt-W/Washer	50 10 2
99-1802	Cap-Sealing 25mm	46 6 7	99-1858	Stud	50 3 2
99-1803	Guide-Valve	46 7 8	99-1859	Plate-Front	51 4 1
99-1804	Seat-Valve, Inlet	46 12 4	99-1860	Gasket-Front Plate	51 5 1
99-1805	Seat-Valve, Exhaust	46 13 4	99-1861	Case-Gear, Timing	51 2 1
99-1806	Bolt-Cylinder Head	46 4 17	99-1862	Gasket-Gear	51 3 1
99-1807	Gasket-Head, Cylinder	46 11 1	99-1862	Gasket-Rear	68 22 1
99-1807	Gasket-Head, Cylinder	68 20 1	99-1863	Cover-Gear, Case	51 15 1
99-1808	Eye-Lifting, Rear	46 9 1	99-1864	Bolt-W/Washer	51 1 13
99-1809	Gasket-Head, Cylinder	68 4 1	99-1865	O-Ring	69 1 2
99-1809	Gasket-Head, Rear	46 10 1	99-1865	O-Ring	51 14 1
99-1810	Bolt-W/Washer	46 16 2	99-1865	O-Ring	68 21 2
99-1811	Bolt-W/Washer	46 8 4	99-1865	O-Ring	58 38 1
99-1812	Plug-Drain	46 2 1	99-1866	Bolt-W/Washer	51 16 5
99-1812	Plug-Drain	50 5 1	99-1867	Seal-Oil	51 17 1
99-1812	Plug-Drain	57 3 2	99-1868	Gear-Camshaft	51 6 1
99-1813	Gasket	57 2 2	99-1869	Gear-Pump, Injection	51 9 1
99-1813	Gasket	46 3 1	99-1870	Asm-Idler, Gear	51 * 1

\*Not Illustrated

# TORO PART NUMBER INDEX (Cont.)

Part No.	Description	Pg. Ref. No. No. Qty.	Part No.	Description	Pg. Ref. No. No. Qty.
99-1871	Plate-Thrust	51 11 1	99-2128	O-Ring	56 28 1
99-1872	Bolt-W/Washer	51 12 1	99-2129	Nut-Jam	56 21 1
99-1873	Gear-Pump, Oil	51 10 1	99-2130	Strainer-Oil	56 17 1
99-1874	Asm-Pan, Oil	52 * 1	99-2131	O-Ring	56 8 2
99-1875	Gage-Oil Level	52 2 1	99-2131	O-Ring	69 8 3
99-1876	Guide-Oil Level Gage	52 4 1	99-2131	O-Ring	68 14 3
99-1877	Bracket-Gage Guide	52 1 1	99-2131	O-Ring	56 16 1
99-1878	O-Ring	52 5 1	99-2132	Valve	56 13 1
99-1878	O-Ring	69 5 1	99-2133	Valve	56 15 1
99-1879	Bolt-W/Washer	52 3 1	99-2134	Gasket	68 9 1
99-1879	Bolt-W/Washer	66 3 2	99-2134	Gasket	56 14 1
99-1879	Bolt-W/Washer	56 5 16	99-2135	Asm-Cooler, Oil	56 * 1
99-1879	Bolt-W/Washer	55 20 4	99-2136	Asm-Element	56 2 1
99-1879	Bolt-W/Washer	58 36 1	99-2137	Asm-Case	56 * 1
99-1879	Bolt-W/Washer	56 20 4	99-2138	Bolt-Cooler, Oil	56 6 4
99-1880	Piston-Std.	53 5 4	99-2139	Gasket-Cover, Side	56 1 1
99-1881	Piston-O.S. 0.25	53 5 4	99-2139	Gasket-Cover, Side	68 12 1
99-1882	Piston-O.S. 0.50	53 5 4	99-2140	Gasket	56 9 1
99-1883	Set-Ring, Piston Std.	53 * 4	99-2140	Gasket	68 15 1
99-1884	Ring-Piston O.S. 0.25	53 * 4	99-2141	O-Ring	56 3 2
99-1885	Ring-Piston O.S. 0.50	53 * 4	99-2141	O-Ring	68 13 2
99-1886	Pin-Piston	53 12 4	99-2142	Gasket	56 7 4
99-1887	Ring-Snap	53 4 8	99-2142	Gasket	68 16 4
99-1888	Asm-Rod, Connecting	53 * 4	99-2143	Cartridge-Oil	56 11 1
99-1889	Bolt-Connecting	53 10 8	99-2144	Union-Filter, Oil	56 10 1
99-1890	Bushing-Rod, Connecting	53 11 8	99-2145	Asm-Pump, Water	57 * 1
99-1891	Set-Metal Std.	53 7 1	99-2146	Cover-Pump, Water	57 10 1
99-1892	Set-Metal O.S. 0.25	53 7 1	99-2147	Gasket-Cover, Pump	69 10 1
99-1893	Set-Metal O.S. 0.50	53 7 1	99-2147	Gasket-Cover, Pump	57 12 1
99-1894	Set-Metal O.S. 0.75	53 7 1	99-2148	Gasket-Pump, Water	57 11 1
99-1895	Asm-Crankshaft	54 * 1	99-2148	Gasket-Water	69 9 1
99-1896	Pulley-Crankshaft	54 2 1	99-2149	Pulley-Pump, Water	57 18 1
99-1897	Nut-Crankshaft	54 1 1	99-2150	Bolt-W/Washer	57 1 1
99-1898	Gear-Crankshaft	54 3 1	99-2150	Bolt-W/Washer	57 14 5
99-1899	Asm-Flywheel	54 * 1	99-2151	Bolt-Flange	57 19 1
99-1928	Bracket-Mounting	70 40 1	99-2152	Hose-By-Pass	57 23 1
99-1929	Asm-Solenoid	70 33 1	99-2153	Cover-Thermostat	57 6 1
99-1930	Rod-Connecting	70 37 1	99-2154	Gasket-Thermostat	57 5 1
99-1931	Rod-Support	70 39 1	99-2154	Gasket-Thermostat	69 12 1
99-2100	Gear-Ring	54 7 1	99-2155	Thermostat	57 4 1
99-2101	Asm-Inlet, Manifold	55 23 1	99-2156	Asm-Case, Thermostat	57 * 1
99-2102	Gasket-Manifold, Inlet	68 10 1	99-2157	Asm-Thermostat	57 * 1
99-2102	Gasket-Manifold, Inlet	55 24 1	99-2158	Bolt-W/Washer	57 26 1
99-2103	Elbow-Air Inlet	55 19 1	99-2159	Belt-Raw Edge	57 15 1
99-2104	Gasket	68 2 1	99-2160	Bolt-W/Washer	57 17 4
99-2104	Gasket	68 11 1	99-2161	Asm-Pump, Injection	58 * 1
99-2104	Gasket-Heater, Air	55 21 1	99-2162	Cover-Control	58 32 1
99-2105	Gasket-Exhaust	55 34 1	99-2163	Asm-Pump, Feed	58 28 1
99-2105	Gasket-Manifold, Exhaust	68 24 1	99-2164	Bolt-W/Washer	58 24 1
99-2106	Pipe-Exhaust	55 30 1	99-2165	Support-Nozzle	58 10 4
99-2107	Gasket-Exhaust	68 25 1	99-2166	Bolt-W/Washer	58 11 4
99-2107	Gasket-Exhaust, Manifold	55 32 1	99-2167	Cap	58 2 1
99-2108	Asm-Exhaust, Manifold	55 33 1	99-2168	Asm-Hose, Oil	58 * 3
99-2109	Spacer	55 26 8	99-2169	Clip	58 4 7
99-2110	Washer	55 28 8	99-2170	Bracket-Pump	58 12 1
99-2111	Bolt/W/Washer	55 29 8	99-2171	Flange-Pimp, Injection	58 37 1
99-2112	Stud	55 37 4	99-2172	Pipe-Injection No. 1	58 6 1
99-2113	Nut-Lock	55 38 8	99-2173	Pipe-Injection No. 2	58 7 1
99-2114	Gasket-Exhaust	68 26 1	99-2174	Pipe-Injection No. 3	58 8 1
99-2114	Gasket-Exhaust	55 36 1	99-2175	Pipe-Injection No. 4	58 9 1
99-2115	Stud	55 10 3	99-2176	Pipe-Return, Fuel	58 17 1
99-2116	Hose-Air	55 12 1	99-2177	Joint-Eye	58 18 1
99-2117	Clamp	55 11 1	99-2178	Asm-Hose, Fuel	58 16 1
99-2118	Pipe-Drain, Oil	55 15 1	99-2179	Bolt-W/Washer	58 21 3
99-2119	Pipe-Oil	55 3 1	99-2180	Hose	58 40 1
99-2120	Elbow	55 8 1	99-2181	Hose	58 39 1
99-2121	Gasket-Pipe, Drain	55 14 1	99-2182	O-Ring	69 2 1
99-2122	Bolt-W/Washer	55 25 2	99-2182	O-Ring	58 35 1
99-2123	Hose-Oil	55 17 1	99-2183	Bolt-W/Washers	58 34 4
99-2124	Asm-Turbocharger	55 9 1	99-2184	Pipe-Oil	58 23 1
99-2125	Clamp	55 2 2	99-2185	Connector	58 22 1
99-2126	Nut	55 6 1	99-2186	Color	58 33 1
99-2127	Asm-Pump, Oil	56 * 1	99-2187	Asm-Nozzle	59 * 4
99-2128	O-Ring	68 18 1	99-2188	Asm-Holder	59 * 4

\*Not Illustrated

# TORO PART NUMBER INDEX (Cont.)

Part No.	Description	Pg. Ref. No. No. Qty.	Part No.	Description	Pg. Ref. No. No. Qty.
99-2189	Asm-Tip, Nozzle	59 7 4	99-2263	Piston	64 4 1
99-2190	Washer-1.150mm Thick	59 2 AR	99-2265	Plate-Connection	66 1 1
99-2191	Washer-1.200mm Thick	59 2 AR	99-2266	Plug-Glow	66 2 4
99-2192	Washer-1.250mm Thick	59 2 AR	99-2267	Asm-Starter	66 8 1
99-2193	Washer-1.300mm Thick	59 2 AR	99-2268	Bracket-Alternator	66 7 1
99-2194	Washer-1.350mm Thick	59 2 AR	99-2269	Asm-Alternator	67 * 1
99-2195	Washer-1.400mm Thick	59 2 AR	99-2270	Plate-Adjusting	66 9 1
99-2196	Washer-1.450mm Thick	59 2 AR	99-2271	Asm-Pulley	67 2 1
99-2197	Washer-1.500mm Thick	59 2 AR	99-2272	Asm-Bracket, Front	67 * 1
99-2198	Washer-1.550mm Thick	59 2 AR	99-2273	Asm-Bracket, Rear	67 * 1
99-2199	Washer-1.600mm Thick	59 2 AR	99-2274	Asm-Rectifier	67 13 1
99-2200	Washer-1.650mm Thick	59 2 AR	99-2275	Set-Nut	67 11 1
99-2201	Washer-1.700mm Thick	59 2 AR	99-2277	Gasket	68 27 1
99-2202	Washer-1.750mm Thick	59 2 AR	99-2277	Gasket	71 29 1
99-2203	Washer-1.800mm Thick	59 2 AR	99-2280	Pin-Pressure	59 4 4
99-2204	Washer-1.375mm Thick	59 2 AR	99-2281	Spring-Pressure	59 3 4
99-2205	Washer-1.425mm Thick	59 2 AR	99-2282	Seal-Oil	64 17 1
99-2206	Washer-1.475mm Thick	59 2 AR	99-2779	Asm-Body	59 1 4
99-2207	Washer-0.700mm Thick	59 2 AR	217-116	Rim	77 23 2
99-2208	Washer-0.800mm Thick	59 2 AR	218-242	Switch-Brake	7 25 1
99-2209	Washer-0.850mm Thick	59 2 AR	218-243	Fitting-Tee	7 12 1
99-2210	Washer-0.900mm Thick	59 2 AR	218-446	Nut-Hex	14 9 1
99-2211	Washer-0.975mm Thick	59 2 AR	218-447	Washer-Lock	14 8 1
99-2212	Washer-1.025mm Thick	59 2 AR	218-498	Nut	13 18 2
99-2213	Washer-1.075mm Thick	59 2 AR	218-498	Nut-Hex	14 7 10
99-2214	Washer-1.125mm Thick	59 2 AR	218-533	Lens-Indicator Light (Red)	4 7 1
99-2215	Washer-1.175mm Thick	59 2 AR	218-533	Lens-Red	14 26 1
99-2216	Washer-1.225mm Thick	59 2 AR	218-535	Nut-Hex.	14 24 1
99-2217	Washer-0.750mm Thick	59 2 AR	218-535	Nut-Hex.	4 24 3
99-2218	Packing	59 5 4	218-536	Washer-Lock	4 23 3
99-2219	Housing-Pump	60 6 1	218-536	Washer-Lock	14 25 1
99-2220	Holder-Valve	60 14 4	218-562	Lens-Indicator Light	4 11 2
99-2221	Stopper-Valve	60 12 4	218-573	Fuse-5A	11 * 1
99-2222	Spring-Valve	60 11 4	218-581	Fuse-15A	11 33 6
99-2223	Valve-Delivery	60 9 4	219-17	Bulb-Light	13 9 8
99-2224	Element-Pump	60 8 4	219-19	Bulb	11 38 1
99-2225	Sleeve-Control	61 38 4	2116-3	Joint-Ball LH	77 * 1
99-2226	Sheet-Spring, Upper	61 37 4	2116-4	Joint-Ball RH	77 35 1
99-2227	Spring-Plunger	61 36 4	231-140	Tire-(Optional)	32 * 2
99-2228	Shim-1.00mm Thick	60 20 AR	232-27	Stem-Valve	77 29 2
99-2229	Shim-1.50mm Thick	60 20 AR	233-17	Knob	4 3 1
99-2230	Shim-2.00mm Thick	60 20 AR	233-42	Knob	19 3 3
99-2231	Shim-0.03mm Thick	60 20 AR	233-48	Knob	18 3 1
99-2232	Gasket-Cover, Bearing	61 43 1	233-66	Knob	14 10 1
99-2233	Rack-Control	60 18 1	237-21	O-Ring	32 3 2
99-2234	Screw-Guide, Rack	60 7 1	237-21	O-Ring	21 6 2
99-2235	Asm-Cover, Pump	61 * 1	237-21	O-Ring	30 29 4
99-2236	Shim-0.13mm Thick	61 32 AR	237-21	O-Ring	78 52 4
99-2237	Nut-Hex.	60 30 3	237-21	O-Ring	28 58 3
99-2238	Washer-Spring	60 29 3	237-22	O-Ring	24 5 3
99-2239	Asm-Valve	60 17 1	237-22	O-Ring	83 7 1
99-2240	Shim-1.00mm Thick	60 2 AR	237-22	O-Ring	80 8 9
99-2241	Shim-1.50mm Thick	60 2 AR	237-22	O-Ring	94 10 2
99-2242	Shim-0.12mm Thick	60 2 AR	237-22	O-Ring	19 14 9
99-2243	Shim-0.14mm Thick	60 2 AR	237-22	O-Ring	87 19 14
99-2244	Shim-0.18mm Thick	60 2 AR	237-22	O-Ring	21 21 7
99-2245	Shim-0.03mm Thick	60 2 AR	237-22	O-Ring	23 21 2
99-2246	Housing-Governor	63 53 1	237-22	O-Ring	37 25 1
99-2247	Screw-Adjust	63 50 1	237-22	O-Ring	27 32 7
99-2248	Nut-Cap	62 21 1	237-22	O-Ring	4 37 4
99-2249	Lever-Tension	62 37 1	237-22	O-Ring	77 45 6
99-2250	Nut-Hex.	63 49 1	237-22	O-Ring	41 64 1
99-2251	Capsule	62 15 1	237-30	O-Ring	27 8 3
99-2252	Lever-Swivelling	63 58 1	237-30	O-Ring	24 13 2
99-2253	Lever-Adjusting	62 32 1	237-30	O-Ring	37 17 2
99-2254	Plate-Cover	62 20 1	237-30	O-Ring	21 22 2
99-2255	Bolt-W/Washer	62 26 2	237-37	Bumper-Rubber	74 34 4
99-2256	Bushing-Bearing	63 65 1	237-42	O-Ring	32 1 2
99-2257	Spring	63 63 1	237-42	O-Ring	80 6 4
99-2258	Gasket	63 48 1	237-42	O-Ring	75 7 1
99-2259	Gasket	63 51 1	237-42	O-Ring	83 9 1
99-2260	Nut-Hex.	62 23 1	237-42	O-Ring	94 12 2
99-2261	Rod-Push	64 21 1	237-42	O-Ring	37 23 1
99-2262	Washer-Union	64 9 4	237-42	O-Ring	19 24 5

\*Not Illustrated

# TORO PART NUMBER INDEX (Cont.)

Part No.	Description	Pg. No.	Ref. No.	Qty.	Part No.	Description	Pg. No.	Ref. No.	Qty.
237-42	O-Ring	21	27	6	2412-108	Clamp-Hose	22	15	3
237-42	O-Ring	88	42	4	2412-108	Clamp-Hose	23	32	1
237-58	O-Ring	83	3	2	2412-110	Clamp-Hose	71	1	3
237-58	O-Ring	24	7	1	2412-129	Clamp-Hose	45	10	8
237-58	O-Ring	32	7	7	2412-129	Clamp-Hose	24	39	1
237-58	O-Ring	75	10	8	2412-133	Clamp	2	2	2
237-58	O-Ring	27	14	4	2412-138	Clamp-R	22	24	1
237-58	O-Ring	37	21	3	2412-147	Clamp-R	44	48	1
237-65	O-Ring	24	3	2	251-259	Bearing-Neutral Detent	37	41	1
237-65	O-Ring	94	7	4	251-340	Bearing-Ball	32	23	2
237-65	O-Ring	27	18	6	253-154	Seal-Wave	96	5	2
237-65	O-Ring	87	20	4	253-156	Seal-Oil	32	22	2
237-65	O-Ring	33	49	2	253-157	Ring-Cup	32	41	6
237-78	O-Ring	21	4	2	254-72	Cup-Bearing Outer	77	20	2
237-78	O-Ring	21	8	3	254-92	Cone-Bearing Outer	77	21	2
237-78	O-Ring	27	13	5	254-106	Cone-Bearing Inner	77	31	2
237-78	O-Ring	75	33	1	254-107	Cup-Bearing Inner	77	30	2
237-78	O-Ring	75	41	2	256-76	Bushing-Sleeve	91	15	4
237-78	O-Ring	77	43	4	256-156	Bushing-Flange	9	30	2
237-79	O-Ring	19	12	2	256-172	Bearing-Sleeve	90	15	8
237-79	O-Ring	23	23	1	256-188	Bushing-Sleeve	86	6	1
237-79	O-Ring	21	24	2	256-188	Bushing-Sleeve	83	22	1
237-79	O-Ring	75	32	4	256-247	Bushing-Flange	6	1	4
237-79	O-Ring	4	39	4	256-247	Bushing-Flange	28	46	2
237-80	O-Ring	24	1	1	256-273	Bushing-Flange	9	28	1
237-80	O-Ring	23	19	3	256-304	Washer-Thrust	91	6	8
237-80	O-Ring	41	68	1	256-304	Washer-Thrust	77	7	6
237-81	O-Ring	23	1	1	256-304	Washer-Thrust	80	28	2
237-81	O-Ring	83	5	2	256-304	Washer-Thrust	87	29	4
237-81	O-Ring	94	5	4	256-304	Washer-Thrust	92	40	4
237-81	O-Ring	32	9	4	282-2	Clevis-Brake Rod	7	18	1
237-81	O-Ring	37	15	1	282-28	Clevis-Adjustable	18	6	2
237-81	O-Ring	75	19	8	282-28	Clevis-Adjustable	45	49	1
237-101	O-Ring	24	24	2	283-1	Pin-Clevis	6	24	2
237-116	O-Ring	25	9	1	283-1	Pin-Clevis	7	24	1
237-146	O-Ring	32	5	4	283-2	Pin-Clevis	32	16	2
237-146	O-Ring	75	14	1	283-2	Pin-Clevis	36	24	2
237-146	O-Ring	37	19	3	283-15	Pin-Clevis	36	31	2
237-154	O-Ring	73	10	1	283-67	Pin-Clevis Arm End	18	5	1
237-155	O-Ring	24	20	1	283-70	Pin-Hitch	82	9	2
237-156	O-Ring	21	13	8	285-17	Plug-Pipe	41	76	2
237-156	O-Ring	75	30	30	302-2	Fitting-Grease	87	31	4
237-157	O-Ring	23	16	1	302-2	Fitting-Grease	80	2	4
237-158	O-Ring	32	21	4	302-2	Fitting-Grease	86	4	1
237-164	Grommet	30	7	1	302-2	Fitting-Grease	91	4	4
237-174	O-Ring	36	9	2	302-2	Fitting-Grease	37	5	1
237-175	O-Ring	36	6	2	302-2	Fitting-Grease	92	13	2
240-2	Grommet	30	6	2	302-2	Fitting-Grease	83	20	1
240-3	Grommet	87	8	4	302-2	Fitting-Grease Str.	96	1	1
240-4	Grommet	27	6	6	302-5	Fitting-Grease	79	1	2
240-4	Grommet	87	18	10	302-5	Fitting-Grease	6	3	2
240-5	Grommet	27	28	2	302-5	Fitting-Grease	81	13	3
240-6	Grommet	30	31	4	302-5	Fitting-Grease	77	15	3
240-7	Grommet	30	32	1	302-5	Fitting-Grease	89	15	2
240-7	Grommet	28	47	4	302-5	Fitting-Grease	90	18	2
2410-10	Plug-Button	28	72	1	302-5	Fitting-Grease	91	22	2
2410-73	Pin-Tether	23	35	1	302-5	Fitting-Grease	82	27	2
2411-40	Joint-Ball	91	13	4	302-5	Fitting-Grease	83	33	4
2412-3	Clamp-Hose	23	15	1	302-5	Fitting-Grease	92	34	8
2412-7	Asm-Clamp	77	38	2	302-5	Fitting-Grease	80	40	2
2412-34	Clamp-Hose	23	11	1	302-5	Fitting-Grease	28	48	1
2412-39	Clamp	74	39	1	302-5	Fitting-Grease 45°	96	*	1
2412-41	Clamp	74	38	1	302-33	Fitting-Grease	77	36	2
2412-41	Clamp-R	44	38	1	302-39	Vent	32	25	2
2412-42	Clamp-Hose	25	11	4	302-40	Fitting-Grease	90	23	2
2412-42	Clamp-Hose	23	13	4	304-46	Valve-Drain	44	14	1
2412-42	Clamp-Hose	71	23	1	321-2	Screw-HH	6	10	1
2412-73	Clamp-R	74	7	3	321-2	Screw-HH	36	17	8
2412-89	Clamp-R	22	9	1	321-2	Screw-HH	23	26	1
2412-92	Clamp-Hose	24	9	4	321-3	Screw-HH	74	3	3
2412-92	Clamp-Hose	44	11	4	321-3	Screw-HH	9	6	4
2412-104	Clamp-R	74	40	2	321-3	Screw-HH	18	10	3
2412-108	Clamp-Hose	73	2	3	321-3	Screw-HH	11	14	4
2412-108	Clamp-Hose	44	6	2	321-4	Screw-HH	6	5	1

\*Not Illustrated

# TORO PART NUMBER INDEX (Cont.)

Part No.	Description	Pg. Ref. No. No. Qty.	Part No.	Description	Pg. Ref. No. No. Qty.
321-4	Screw-HH	45 35 2	325-7	Screw-HH	37 12 2
321-4	Screw-HH	37 42 2	325-7	Screw-HH	83 16 1
321-5	Screw-HH	23 10 10	325-7	Screw-HH	33 46 4
321-6	Screw-HH	45 26 2	325-8	Screw-HH	86 8 1
321-6	Screw-HH	36 37 8	325-8	Screw-HH	83 24 1
321-9	Screw-HH	30 22 6	325-9	Screw-HH	45 45 4
321-9	Screw-HH	28 43 2	325-15	Screw-HH	82 6 4
321-9	Screw-HH	88 56 3	325-20	Screw-HH	92 3 8
321-10	Screw-HH	19 1 2	327-17	Screw HH	92 26 8
321-10	Screw-HH	37 47 2	327-22	Screw-HH	32 27 16
321-11	Screw-HH	28 65 2	327-24	Screw HH	82 15 2
321-15	Screw-HH	91 3 4	327-25	Screw-HH	82 20 2
321-15	Screw-HH	30 18 2	327-80	O-Ring	38 53 2
322-3	Screw-HH	7 5 2	328-5	Screw-HH	80 21 2
322-3	Screw-HH	70 6 6	328-8	Screw-HH	87 36 4
322-3	Screw-HH	71 12 2	328-8	Screw-HH	87 37 2
322-3	Screw-HH	91 27 4	328-11	Screw-HH	42 26 2
322-5	Screw-HH	74 27 1	328-24	Screw-HH	88 58 4
322-5	Screw-HH	44 39 1	328-26	Screw-HH	87 28 12
322-6	Screw-HH	44 40 4	3210-7	Screw-HH	37 40 1
322-6	Screw-HH	86 48 1	3213-2	Screw-HH	25 22 4
322-6	Screw-HH	84 67 1	3213-2	Screw-HH	45 22 4
322-11	Screw-HH	87 1 1	3217-6	Nut-Hex.	45 19 4
322-11	Screw-HH	74 30 1	3217-7	Nut-Hex.	37 34 1
322-12	Screw-HH	30 9 2	3217-7	Nut-Lock	9 1 1
322-12	Screw-HH	24 44 3	3217-9	Nut-Hex.	37 14 2
322-17	Screw-HH	37 39 1	3217-9	Nut-Hex.	80 26 16
322-21	Screw-HH	30 23 3	3217-9	Nut-Jam	83 37 2
322-38	Screw-HH	30 42 2	3217-26	Nut-Lock	9 7 1
323-4	Screw-HH	70 2 4	3219-2	Nut-Hex.	37 29 1
323-4	Screw-HH	11 4 4	3219-5	Nut-Hex.	32 31 18
323-4	Screw-HH	6 21 4	3219-7	Nut-Lock	91 19 4
323-4	Screw-HH	74 21 4	3219-10	Nut-Jam	75 24 3
323-4	Screw-HH	43 25 2	3219-14	Nut-Hex.	18 7 2
323-4	Screw-HH	24 28 3	3219-14	Nut-Hex.	24 17 1
323-5	Screw-HH	70 30 4	3220-2	Nut-Jam	7 17 1
323-6	Screw-HH	77 3 2	3220-3	Nut-Jam	9 21 2
323-6	Screw-HH	85 6 3	3220-4	Nut	28 53 1
323-6	Screw-HH	2 9 2	3220-4	Nut-Bulkhead	29 12 8
323-6	Screw-HH	71 10 2	3220-5	Nut-Jam	9 19 1
323-6	Screw-HH	87 12 4	3220-7	Nut-Jam	91 12 4
323-6	Screw-HH	45 15 4	3220-7	Nut-Jam	77 28 2
323-6	Screw-HH	70 15 2	3220-22	Nut-Jam	90 4 4
323-6	Screw-HH	25 18 4	3220-24	Nut-Hex.	11 39 1
323-6	Screw-HH	32 18 14	3229-8	Bolt-CARR	11 35 3
323-6	Screw-HH	86 19 3	3230-22	Bolt-CARR	2 20 1
323-6	Screw-HH	43 23 4	3231-6	Bolt-CARR	70 25 1
323-6	Screw-HH	9 31 1	3231-22	Bolt-CARR	96 7 6
323-6	Screw-HH	74 32 4	3231-25	Bolt-CARR	86 9 2
323-7	Screw-HH	25 4 8	3231-25	Bolt-CARR	85 20 2
323-7	Screw-HH	45 5 8	3231-28	Bolt-CARR	83 12 2
323-7	Screw-HH	7 7 3	3231-28	Bolt-CARR	94 27 4
323-7	Screw-HH	4 16 4	3231-30	Bolt-CARR	37 33 1
323-7	Screw-HH	70 17 6	3233-9	Bolt-CARR	85 9 3
323-7	Screw-HH	85 31 3	3233-9	Bolt-CARR	92 22 12
323-7	Screw-HH	86 39 3	3233-9	Bolt-CARR	86 30 3
323-7	Screw-HH	44 41 4	3233-27	Bolt-CARR	83 42 1
323-7	Screw-HH	37 51 2	3233-28	Bolt-CARR	92 12 6
323-9	Screw-HH	1 13 2	3233-29	Bolt-CARR	92 11 2
323-9	Screw-HH	74 13 2	3233-30	Bolt-CARR	94 22 6
323-10	Screw-HH	23 5 4	3233-30	Bolt-CARR	84 59 1
323-10	Screw-HH	45 28 8	3234-5	Screw-HH	1 5 4
323-15	Screw-HH	82 17 16	3234-7	Screw-HWH	11 2 11
323-15	Screw-HH	92 23 32	3234-12	Screw-HFH	77 10 2
323-15	Screw-HH	88 44 2	3234-12	Screw-HFH	84 53 4
323-21	Screw-HH	22 6 1	3234-12	Screw-HWH	94 2 8
323-34	Screw-HH	44 8 7	3234-13	Screw-HFH	37 36 4
323-38	Screw-HH	45 44 4	3234-13	Screw-HWH	22 8 1
325-5	Screw-HH	4 30 3	3234-13	Screw-HWH	7 19 2
325-6	Screw-HH	25 20 4	3234-14	Screw-HFH	10 1 4
325-6	Screw-HH	45 20 8	3234-14	Screw-HFH	30 2 6
325-6	Screw-HH	80 22 12	3234-14	Screw-HFH	19 8 6
325-6	Screw-HH	44 43 4	3234-14	Screw-HFH	27 25 4
325-6	Screw-HH	77 46 12	3234-14	Screw-HH	43 11 6

\*Not Illustrated

# TORO PART NUMBER INDEX (Cont.)

Part No.	Description	Pg. No.	Ref. No.	Qty.	Part No.	Description	Pg. No.	Ref. No.	Qty.
3234-14	Screw-HH	9	12	1	3256-24	Washer-Flat	96	16	A/R
3234-14	Screw-HH	1	14	6	3256-24	Washer-Flat	43	24	6
3234-14	Screw-HH	6	18	3	3256-24	Washer-Flat	36	27	4
3234-14	Screw-HH	11	25	2	3256-26	Washer-Flat	18	13	1
3234-14	Screw-HWH	4	25	8	3256-26	Washer-Flat	4	29	3
3234-17	Screw-HFH	74	6	4	3256-26	Washer-Flat	32	45	4
3234-28	Screw-HFH	27	10	2	3256-56	Washer-Flat	30	21	8
3245-31	Screw-Set	9	8	1	3256-56	Washer-Flat	87	40	3
3245-32	Screw-Set	9	26	1	3256-56	Washer-Flat	44	47	2
3249-11	Screw-Machine	6	26	2	3256-56	Washer-Flat	28	67	2
3253-2	Washer-Lock	24	16	1	3256-69	Washer	85	26	2
3253-2	Washer-Lock	44	21	16	3256-69	Washer	86	35	2
3253-3	Washer-Lock	23	9	10	3269-6	Washer-Backup	42	33	22
3253-3	Washer-Lock	11	15	4	3269-15	Rivet-Pop	42	32	22
3253-3	Washer-Lock	36	16	8	3269-25	Rivet-Pop	29	1	4
3253-3	Washer-Lock	45	31	2	3269-25	Rivet-Pop	85	1	4
3253-3	Washer-Lock	37	46	2	3269-25	Rivet-Pop	86	1	4
3253-4	Washer-Lock	70	8	7	3269-25	Rivet-Pop	94	17	16
3253-4	Washer-Lock	71	14	2	3269-25	Rivet-Pop	83	29	8
3253-4	Washer-Lock	45	18	4	3272-1	Pin-Cotter	19	4	6
3253-6	Washer-Lock	71	5	5	3272-1	Pin-Cotter	18	9	3
3253-6	Washer-Lock	37	9	6	3272-1	Pin-Cotter	45	52	1
3253-6	Washer-Lock	45	24	20	3272-5	Pin-Cotter	6	6	1
3253-7	Washer-Lock	37	13	2	3272-5	Pin-Cotter	4	43	1
3253-7	Washer-Lock	25	21	8	3272-6	Pin-Cotter	74	4	1
3253-7	Washer-Lock	45	21	12	3272-6	Pin-Cotter	6	9	2
3253-7	Washer-Lock	80	25	16	3272-6	Pin-Cotter	19	10	2
3253-7	Washer-Lock	32	30	22	3272-6	Pin-Cotter	32	14	2
3253-7	Washer-Lock	45	37	6	3272-6	Pin-Cotter	36	22	2
3253-8	Washer-Lock	96	14	1	3272-7	Pin-Cotter	9	23	2
3253-8	Washer-Lock	32	26	16	3272-7	Pin-Cotter	83	45	1
3253-9	Washer-Lock	91	20	4	3272-10	Pin-Cotter	7	16	1
3253-15	Washer-Lock	22	20	5	3272-10	Pin-Cotter	9	18	1
3253-15	Washer-Lock	14	21	A/R	3272-10	Pin-Cotter	36	26	2
3253-21	Washer-Lock	70	1	14	3272-12	Pin-Cotter	90	2	4
3253-21	Washer-Lock	9	2	2	3272-12	Pin-Cotter	7	6	1
3253-21	Washer-Lock	22	5	1	3272-12	Pin-Cotter	77	34	6
3253-21	Washer-Lock	25	5	8	3272-12	Pin-Cotter	80	35	2
3253-21	Washer-Lock	23	6	4	3272-13	Pin-Cotter	77	26	2
3253-21	Washer-Lock	45	6	8	3272-23	Pin-Cotter	80	18	4
3253-21	Washer-Lock	2	10	2	3272-33	Pin-Cotter	87	24	2
3253-21	Washer-Lock	74	14	2	3274-7	Screw-HSH	36	18	8
3253-21	Washer-Lock	32	17	14	3274-20	Screw-HSH	37	11	2
3253-21	Washer-Lock	4	17	4	3274-86	Screw-HSH	27	15	1
3253-21	Washer-Lock	11	19	4	3290-133	Screw-Round Hd.	13	1	4
3253-21	Washer-Lock	36	19	8	3290-133	Screw-Round Hd.	14	3	8
3253-21	Washer-Lock	43	22	6	3290-133	Screw-Round Hd.	11	11	4
3253-21	Washer-Lock	24	29	3	3290-134	Screw-HH	43	13	4
3253-21	Washer-Lock	37	32	3	3290-216	Washer-Bevel	77	9	12
3253-21	Washer-Lock	44	35	12	3290-216	Washer-Bevel	44	25	4
3254-2	Washer	91	26	4	3290-274	Rivet-Pop	44	46	4
3254-2	Washer-Lock	74	25	1	3290-307	Pin-Cotter, Hair	6	25	2
3254-6	Washer-Lock	19	25	1	3290-321	Screw-HH	43	5	12
3254-6	Washer-Lock, Int. Tooth	11	40	1	3290-321	Screw-HH	74	20	4
3256-5	Washer-Flat	22	7	2	3290-321	Screw-HH	44	22	16
3256-6	Washer-Flat	9	17	1	3290-321	Screw-HWH	42	14	20
3256-22	Washer-Flat	14	2	8	3290-343	Pin-Cotter Hair	82	11	2
3256-22	Washer-Flat	30	11	2	3290-378	Tie-Cable	11	*	25
3256-22	Washer-Flat	11	12	4	3290-378	Tie-Cable	6	*	3
3256-22	Washer-Flat	91	35	4	3290-378	Tie-Cable	84	*	2
3256-22	Washer-Flat	4	44	1	3290-378	Tie-Cable	88	*	3
3256-23	Washer	13	2	4	3290-378	Tie-Cable	94	*	24
3256-23	Washer-Flat	71	15	4	3290-378	Tie-Cable	11	18	2
3256-23	Washer-Flat	2	16	4	3290-378	Tie-Cable	4	36	5
3256-23	Washer-Flat	45	17	4	3290-378	Tie-Cable	80	41	1
3256-23	Washer-Flat	30	24	1	3290-384	Pin-Lynch	82	1	2
3256-23	Washer-Flat	94	31	4	3290-384	Pin-Lynch	92	2	8
3256-23	Washer-Flat	85	35	2	3290-392	Screw-HH	14	17	1
3256-23	Washer-Flat	30	43	4	3290-495	Pin-Lynch	27	2	2
3256-23	Washer-Flat	86	45	2	3296-2	Nut-Lock	85	2	6
3256-23	Washer-Flat	28	68	2	3296-2	Nut-Lock	43	7	12
3256-24	Washer-Flat	71	4	3	3296-2	Nut-Lock	86	10	6
3256-24	Washer-Flat	1	8	2	3296-2	Nut-Lock	42	12	20
3256-24	Washer-Flat	74	15	2	3296-2	Nut-Lock	13	15	2

\*Not Illustrated



# TORO PART NUMBER INDEX (Cont.)

Part No.	Description	Pg. Ref. No. No. Qty.	Part No.	Description	Pg. Ref. No. No. Qty.
3296-2	Nut-Lock	94 19 16	32128-20	Nut-HHF	83 19 4
3296-2	Nut-Lock	11 21 6	32128-20	Nut-HHF	4 22 2
3296-2	Nut-Lock	74 24 4	32128-20	Nut-HHF	11 27 2
3296-2	Nut-Lock	83 34 8	32128-21	Nut-HFH	45 33 8
3296-3	Nut-Lock	36 29 2	32128-21	Nut-HHF	37 2 2
3296-9	Nut-Lock	6 14 2	32128-21	Nut-HHF	94 4 12
3296-23	Nut-Lock	18 14 1	32128-21	Nut-HHF	7 8 3
3296-29	Nut-Lock	1 4 4	32128-21	Nut-HHF	96 9 6
3296-29	Nut-Lock	2 17 4	32128-21	Nut-HHF	83 10 6
3296-29	Nut-Lock	94 30 4	32128-21	Nut-HHF	85 10 6
3296-29	Nut-Lock	85 34 2	32128-21	Nut-HHF	86 22 6
3296-29	Nut-Lock	86 44 2	32128-21	Nut-HHF	71 25 2
3296-39	Nut-Lock	70 18 2	32128-21	Nut-HHF	70 26 1
3296-39	Nut-Lock	22 19 1	32128-23	Nut-Flange Lock	85 8 3
3296-41	Nut-Lock	90 8 2	32128-23	Nut-Flange Lock	83 35 4
3296-42	Nut-Lock	18 1 3	32128-23	Nut-HHF	82 3 4
3296-42	Nut-Lock	14 4 4	32128-23	Nut-HHF	92 7 20
3296-49	Nut-Lock	96 2 1	32128-23	Nut-HHF	94 25 6
3296-49	Nut-Lock	4 20 1	32128-23	Nut-HHF	86 26 4
3296-53	Nut-Lock	82 16 4	32128-23	Nut-HHF	4 34 3
3296-53	Nut-Lock	92 31 8	32128-23	Nut-HHF	45 39 4
3296-59	Nut-Lock	36 35 2	32128-23	Nut-Lock	77 8 12
3296-68	Nut Lock	87 35 2	32128-25	Nut-HHF	70 3 6
3296-68	Nut-Lock	80 1 2	32128-25	Nut-HHF	71 18 2
3296-68	Nut-Lock	77 11 1	32128-25	Nut-HHF	36 20 2
3296-68	Nut-Lock	92 14 2	32128-25	Nut-Lock	25 19 4
32103-3	Nut-Wing	44 33 2	32128-32	Nut-HHF	91 1 4
32104-16	Screw-Tapping	13 7 4	32128-43	Nut-HHF	82 19 16
32104-31	Screw-HH (Europe)	85 33 3	32128-43	Nut-HHF	92 25 32
32104-31	Screw-HH (Europe)	86 43 3	32128-45	Nut-HHF	92 8 8
32104-31	Screw-HH (Europe)	93 49 20	32136-2	Nut-Castle	90 1 4
32104-31	Screw-HW (Europe)	84 64 10	32136-2	Nut-Castle	77 41 2
32105-1	Screw-HH	13 17 2	32136-2	Nut-Slotted	80 36 2
32105-1	Screw-Machine	85 11 4	32136-13	Nut-Castle	77 33 4
32105-1	Screw-Machine	86 16 4	32144-1	Screw-HH	7 26 2
32105-1	Screw-Machine	83 27 8	32144-1	Screw-HH	37 30 2
32105-1	Screw-PH	94 21 16	32144-11	Screw-HFH	42 21 8
32105-12	Screw-HSH	11 7 2	32144-11	Screw-Thread Forming	88 60 4
32105-13	Screw-HH	11 8 4	32144-19	Screw-Round Hd.	13 24 4
32108-103	Screw-Flat Hd.	83 18 4	32144-64	Screw-HWH	4 13 4
32108-103	Screw-Machine Flat Hd.	91 9 4	32144-69	Screw-HWH	44 54 6
32108-103	Screw-Machine Flat Hd.	87 25 4	32149-1	Nut-Keps	86 47 1
32108-103	Screw-Machine Flat Hd.	28 40 4	32149-1	Nut-Keps	84 66 1
32120-11	Ring-Retaining, Internal	70 10 2	32149-2	Nut-Keps	9 4 4
32120-22	Ring-Retaining Internal	32 24 2	32149-2	Nut-Keps	19 7 2
32120-47	Ring-Retaining	90 14 16	32149-2	Nut-Keps	74 8 3
32120-47	Ring-Retaining	80 31 2	32149-2	Nut-Keps	43 16 16
32120-72	Ring-Retaining	86 5 1	32149-2	Nut-Keps	7 20 2
32120-72	Ring-Retaining	83 21 1	32149-2	Nut-Keps	11 36 3
32120-84	Ring-Retaining External	32 33 2	32149-2	Nut-Keps	28 55 2
32121-4	Pin-Roll	2 18 1	32149-2	Nut-Lock	45 29 10
32121-4	Pin-Roll	85 28 2	32149-7	Nut	43 30 4
32121-4	Pin-Roll	86 37 2	32149-7	Nut-Keps	11 23 3
32121-6	Pin-Roll	85 18 2	32151-1	Nut-Lock	30 37 4
32121-6	Pin-Roll	86 21 2	32151-10	Ring-Retaining	77 14 2
32121-34	Pin-Roll	91 17 2	32151-10	Ring-Retaining	91 21 2
32121-34	Pin-Roll	79 18 1	32151-48	Ring-Retaining	82 8 4
32121-49	Pin-Roll	90 17 2	32151-100	Ring-Retaining	36 2 2
32121-110	Pin Roll	91 24 4	32152-1	Nut	43 31 2
32121-110	Pin-Roll	77 4 1	32152-1	Nut-Lock	7 2 2
32121-110	Pin-Roll	92 17 2	32152-1	Nut-Lock	87 3 5
32121-110	Pin-Roll	80 23 2	32152-1	Nut-Lock	91 7 4
32121-110	Pin-Roll	87 27 2	32152-1	Nut-Lock	6 12 4
32122-24	Screw-HH	22 3 5	32152-1	Nut-Lock	30 13 8
32122-28	Screw-Truss Hd.	85 5 2	32152-1	Nut-Lock	74 26 3
32122-28	Screw-Truss Hd.	86 14 2	32152-1	Nut-Lock	27 36 1
32127-11	Nut-Flexlok	7 27 2	32152-1	Nut-Lock	24 41 3
32127-11	Nut-Flexlok	37 37 2	32152-1	Nut-Lock	28 42 4
32128-16	Nut-HHF	82 28 8	32152-1	Nut-Lock	44 57 2
32128-16	Nut-HHF	93 47 32	32152-2	Nut-Lock	87 5 6
32128-19	Nut-HHF	1 12 2	32152-2	Nut-Lock	45 14 4
32128-20	Nut-HHF	9 13 1	32152-2	Nut-Lock	25 16 4
32128-20	Nut-HHF	6 17 3	32152-2	Nut-Lock	74 22 4
32128-20	Nut-HHF	44 19 5	32152-2	Nut-Lock	44 27 7

\*Not Illustrated

# TORO PART NUMBER INDEX (Cont.)

Part No.	Description	Pg. No.	Ref. No.	Qty.	Part No.	Description	Pg. No.	Ref. No.	Qty.
32152-2	Nut-Lock	78	47	2	340-71	Fitting-Hydraulic Bulkhead	27	7	1
32152-4	Nut Lock	87	23	3	340-74	Nut-Bulkhead	87	11	4
32152-4	Nut-Lock	30	12	6	340-77	Fitting-Hydraulic Elbow	80	19	4
32152-4	Nut-Lock	6	15	2	340-77	Fitting-Hydraulic Elbow	87	41	4
32152-4	Nut-Lock	37	27	2	340-78	Nut-Bulkhead	30	34	4
32152-4	Nut-Lock	28	45	2	340-79	Fitting-Hydraulic 90°	24	23	1
32153-3	Nut-Lock	37	44	1	340-82	Fitting-Hydraulic Elbow	32	4	2
32153-5	Nut-Lock	44	26	4	340-86	Fitting-Hydraulic Tee	19	15	2
32153-6	Nut Lock	42	24	2	340-91	Fitting-Hydraulic Straight	32	6	2
32153-6	Nut-Lock	87	4	22	340-92	Fitting-Hydraulic	28	56	1
32153-6	Nut-Lock	80	20	2	340-92	Fitting-Hydraulic Straight	21	7	2
33004-00	Nut-HWH	2	23	2	340-94	Tee-Hydraulic	21	35	1
33013-00	Nut	70	34	2	340-105	Fitting-Hydraulic Elbow	38	55	1
33015-00	Nut	2	22	2	340-125	Fitting-Hydraulic	28	59	1
33016-00	Nut-Hex.	95	1	4	340-126	Nut-Bulkhead	27	3	2
33093-00	Washer-Flat	70	36	3	340-127	Nut-Bulkhead	27	29	2
33096-00	Washer-Flat	95	2	4	340-128	Nut-Bulkhead	30	3	2
33103-016	Screw	70	38	1	340-129	Fitting-Hydraulic Elbow	75	13	1
33103-050	Screw	70	41	2	340-130	Fitting-Hydraulic 90°	23	18	1
33104-020	Screw-HHF	70	13	2	340-130	Fitting-Hydraulic Elbow	38	54	1
33104-025	Screw-HHF	2	21	2	340-131	Fitting-Hydraulic Elbow	37	16	1
33113-016	Screw-HH	45	32	2	340-132	Fitting-Hydraulic Elbow	77	44	4
33114-020	Screw-HH	71	16	4	340-133	Fitting-Hydraulic Straight	4	32	3
33114-045	Screw-HH	70	19	4	340-134	Fitting-Hydraulic Elbow	37	48	1
33114-060	Screw-HH	70	21	2	340-135	O-Ring	25	7	2
33114-070	Screw-HH	70	7	1	340-136	O-Ring	24	37	1
33115-025	Screw-HH	71	11	2	340-142	Fitting-Hydraulic Elbow	75	15	1
33115-025	Screw-HH	45	25	8	340-142	Fitting-Hydraulic Elbow	32	43	2
33115-030	Screw-HH	45	23	12	340-148	Fitting-Hydraulic Tee RH	32	*	1
33116-030	Screw-HH	45	46	3	340-150	Cap-Hydraulic	24	38	1
33116-050	Screw-HH	45	36	3	351-78	Edging	1	3	1
340-2	Fitting-Hydraulic Straight	19	23	3	353-375	Fitting-Hydraulic 90°	27	12	2
340-2	Fitting-Hydraulic Straight	21	26	5	353-431	Fitting-Hydraulic 45°	75	42	2
340-2	Fitting-Hydraulic Straight	94	11	2	353-536	Fitting-Fuel 90° Elbow	22	16	2
340-3	Fitting-Hydraulic Straight	19	13	2	353-566	Tee-Hydraulic	21	16	1
340-3	Fitting-Hydraulic Straight	23	22	1	353-781	Fitting-Fuel Elbow	73	3	2
340-4	Fitting-Hydraulic Straight	21	23	2	353-947	Cap-Fitting	29	2	8
340-8	Fitting-Hydraulic Straight	94	6	4	353-988	Plug	75	39	4
340-9	Fitting-Hydraulic St. LH	32	10	1	353-989	Plug	75	6	1
340-9	Fitting-Hydraulic Straight	75	18	5	353-990	Plug	75	34	1
340-15	Fitting-Hydraulic Elbow	37	20	3	353-990	Plug-Hose	21	3	2
340-22	Fitting-Hydraulic Tee	24	2	1	353-991	Plug	75	31	30
340-57	Fitting-Hydraulic Straight	80	45	2	353-991	Plug-Hole	21	12	8
340-65	O-Ring	75	12	2	353-992	Flange-Fitting	25	6	4
340-65	O-Ring	24	22	1	353-992	Flange-Split	45	7	4
340-65	O-Ring	44	28	3	353-994	Adapter	7	10	1
340-68	Fitting-Hydraulic Bulk. Tee	80	14	1	353-997	Fitting-Hydraulic Bulkhead	29	3	8
340-68	Fitting-Hydraulic Bulkhead	77	2	2	354-42	Flange-Half	25	10	2
340-70	Nut-Bulkhead	27	4	6	354-42	Flange-Split, Half	45	9	2
340-70	Nut-Bulkhead	80	13	1	354-95	Fitting	44	51	1
340-70	Nut-Bulkhead	87	15	10	354-104	Ring-Backup	36	5	2
340-70	Nut-Bulkhead	78	48	2	354-105	Ring-Backup	36	10	2

\*Not Illustrated

# TABLE OF CONTENTS

Description	Page	Description	Page
Seat Assembly . . . . .	1	Timing Gear Case & Timing Gear Assembly . . . . .	51
Seat Pivot & Bellows Assembly . . . . .	2	Oil Pan & Oil Level Assembly . . . . .	52
Seat Suspension Assembly . . . . .	3	Piston & Connecting Rod Assembly . . . . .	53
Steering Tower Assembly . . . . .	4	Crankshaft & Flywheel Assembly . . . . .	54
Power Steering Valve Assembly No. 92–9748 . . . . .	5	Inlet & Exhaust Manifold Assembly . . . . .	55
Steering Brake Assembly . . . . .	6	Oil System Assembly . . . . .	56
Service Brake Assembly . . . . .	7	Cooling System Assembly . . . . .	57
Brake System Master Cylinder No. 69–2640 . . . . .	8	Fuel Injection Pump Mount Assembly . . . . .	58
Traction Pedal & Cruise Control Assembly . . . . .	9	Nozzle Assembly . . . . .	59
Tool Box Assembly . . . . .	10	Injection Pump Assembly . . . . .	60–61
Control Box Assembly . . . . .	11	Governor Assembly . . . . .	62–63
Diagnostic Display Assembly . . . . .	12	Feed Pump Assembly . . . . .	64
Upper Control Panel Assembly . . . . .	13	Fuel Filter Assembly . . . . .	65
Lower Control Panel Assembly . . . . .	14	Electrical Components Assembly . . . . .	66
Electrical Schematic . . . . .	15	Alternator Assembly . . . . .	67
Controller Electrical Schematic . . . . .	16	Overhaul Gasket Kit Assembly . . . . .	68–69
Operators Control Panel Electrical Schematic . . . . .	17	Fan Drive Assembly . . . . .	70
Throttle Assembly . . . . .	18	Muffler & Air Cleaner Assembly . . . . .	71
Lift Valve Installation Assembly . . . . .	19	Air Cleaner Assembly No. 98–0800 . . . . .	72
Lift Valve Assembly No. 69–1780 . . . . .	20	Fuel/Water Filter Assembly . . . . .	73
Counterbalance Manifold Assembly . . . . .	21	Battery Frame Assembly . . . . .	74
Fuel Tank Assembly . . . . .	22	PTO Manifold Assembly . . . . .	75–76
Hydraulic Tank Assembly . . . . .	23	Rear Axle Assembly . . . . .	77–78
Hydraulic Filter Assembly . . . . .	24	Hydraulic Cylinder Assembly No. 98–0661 . . . . .	79
Hydraulic Pump Installation Assembly . . . . .	25	Front Lift Arm Assembly . . . . .	80
Double Gear Pump No. 69–2050 . . . . .	26	Hydraulic Cylinder Assembly No. 92–4971 . . . . .	81
Frame Assembly . . . . .	27–28	Center Deck Model No. 30592 Carrier Frame Assembly . . . . .	82
Hydraulic System Diagnostic Panel Assembly . . . . .	29	Center Deck Model No. 30592 . . . . .	83–84
Hydraulic Line Clamps Assembly . . . . .	30	Center Deck Model No. 30592 Left Wing Assembly . . . . .	85
Hydraulic Schematic . . . . .	31	Center Deck Model No. 30592 Ring Wing Assembly . . . . .	86
Front Wheel Assembly . . . . .	32–33	Wing Deck Lift Assembly . . . . .	87–88
Wheel Motor No. 69–3050 . . . . .	34	Hydraulic Cylinder Assembly No. 74–2170 . . . . .	89
Planetary Gear Drive Assembly No. 69–1730 . . . . .	35	Wing Deck Latch Assembly . . . . .	90
Wheel Brake Assembly . . . . .	36	Wing Deck Lift Arm Assembly . . . . .	91
Variable Displacement Pump Installation . . . . .	37–38	Wing Deck Model No. 30591 L.H. & 30593 R.H. . . . .	92–93
Gear Pump & Flow Divider No. 69–2220 . . . . .	39	Wing Deck Model No. 30591 L.H. & 30593 R.H. Drive Assembly . . . . .	94
Variable Displacement Pump No. 93–9322 . . . . .	40–41	Hydraulic Motor Assembly No. 94–4907 . . . . .	95
Cowl Assembly . . . . .	42	Spindle Assembly . . . . .	96
Hood Assembly . . . . .	43	10" & 13" Foam Filled Tire Assemblies (Optional) . . . . .	97
Radiator & Oil Cooler Assembly . . . . .	44	TORO Part Number Index . . . . .	98–114
Engine Installation Assembly . . . . .	45		
Cylinder Head Assembly . . . . .	46		
Valve Mechanism Assembly . . . . .	47		
Rocker Cover & Camshaft Assembly . . . . .	48		
Crankcase Assembly . . . . .	49		
Flywheel Housing & Main Metal Assembly . . . . .	50		

