



Count on it.

Parts Catalog

Greensmaster® 3320

TriFlex® Traction Unit

Model No. 04530—Serial No. 315000501 and Up



Ordering Replacement Parts

To order replacement parts, please supply the part number, the quantity, and the description of each part desired.

Understanding Reference Numbers

Each identified part in an illustration has a reference number. The reference number for a part also appears in the parts list, along with other information about the part.

This catalog uses two special reference number formats, one to indicate parts in a service assembly and another to indicate the quantity of a given part in an illustration.

Service Assembly Reference Numbers

Parts in service assemblies have reference numbers in the form a:b. The a represents the reference number of the entire service assembly and the b represents a sequential number unique to each part within the service assembly.

For example, a wheel assembly might be identified by reference number 6, the tire by 6:1, the valve by 6:2, and the wheel by 6:3. When you order the assembly identified by reference number 6, you receive all parts identified by reference numbers 6:1, 6:2, and 6:3. However, you may also order any part individually. Reference numbers of this type appear in illustration and in parts lists.

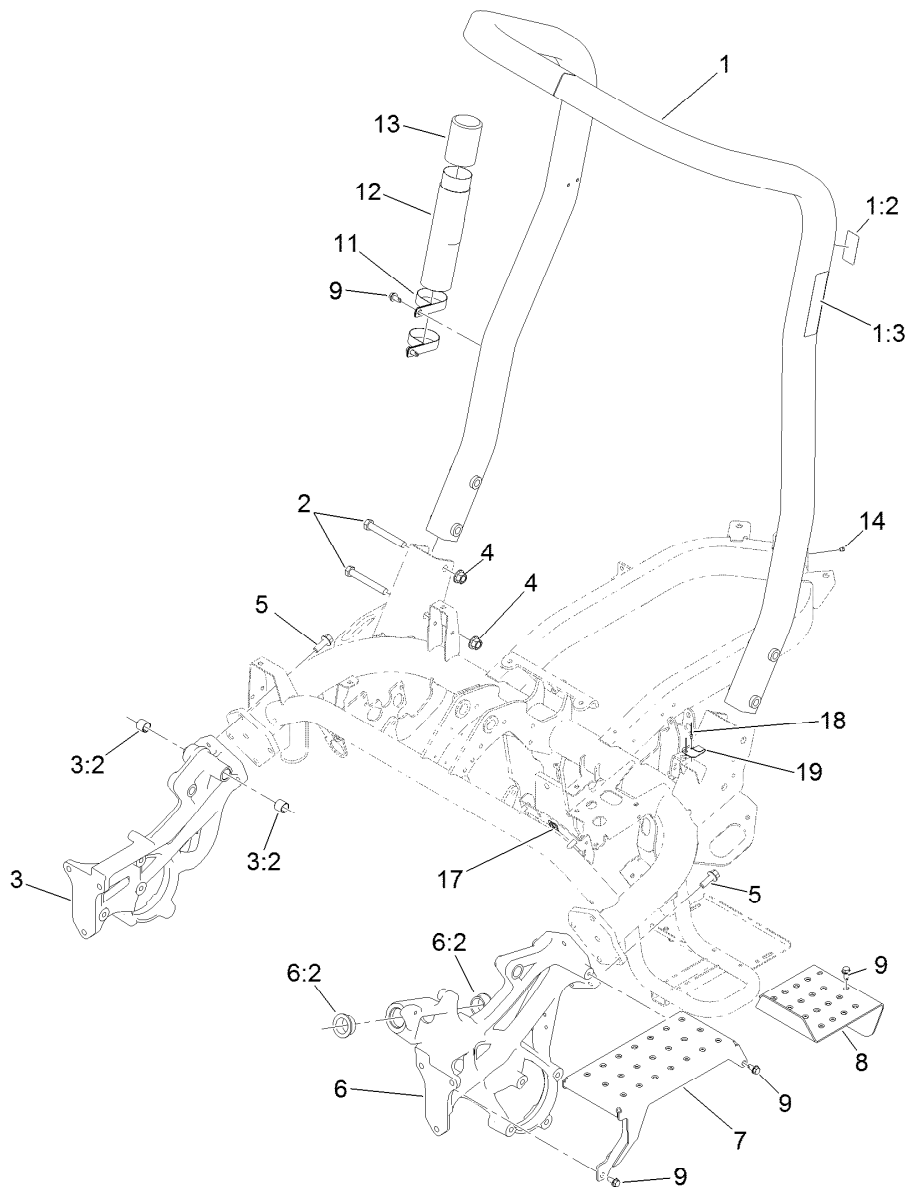
Reference Numbers Indicating Quantity

In an illustration, if a reference number indicates more than one part, the reference number has the form nX y. The n represents the quantity of the part, the X is the multiplication symbol, and the y represents the reference number.

For example, in an illustration, the reference number 2X 37 means that two of the parts identified by reference number 37 are indicated.

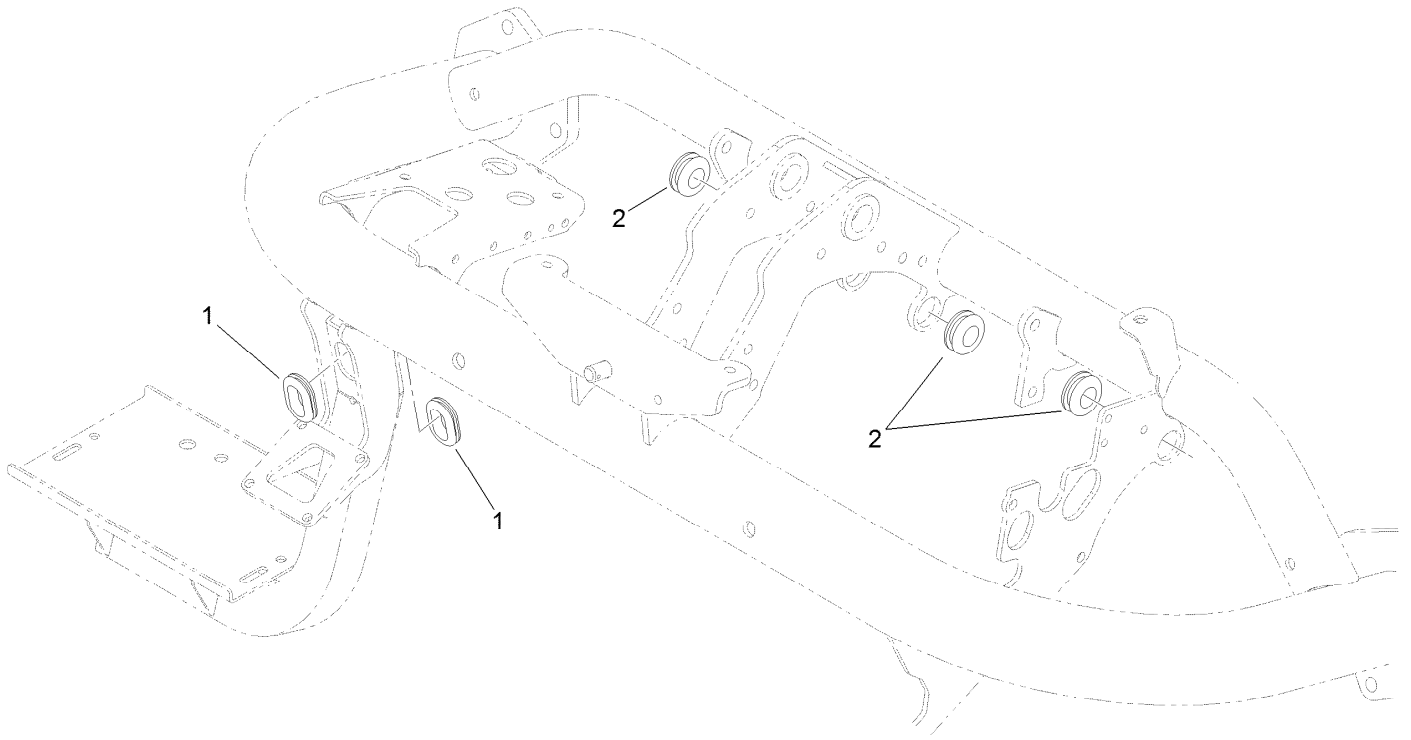
Contents

Roll-Over Protection System Assembly	4
Brake Cable Grommet Assembly	5
Frame Assembly	6
Platform Assembly	7
Right Hand Support Platform Assembly	8
Seatbase Assembly	9
Steering Arm and Adjuster Assembly	10
Brake Cable and Lever Assembly	11
Back Wheel Assembly	12
Hydraulic Cylinder Assembly No. 117-4480	13
Front Wheel Assembly	14
Right Hand Brake Assembly No. 115-9441	15
Left Hand Brake Assembly No. 115-9440	16
Right Hand Wheel Motor Assembly No. 117-4302	17
Left Hand Wheel Motor Assembly No. 117-4303	18
Console and Reel Control Assembly	19
Traction Interface Control Assembly	20
Ignition, Throttle and Choke Control Assembly	21
Console Cable Routing Assembly	22
Engine and Exhaust Assembly	23
Generator and Engine Frame Assembly	24
Generator/Controller Assembly No. 117-8185	25
Generator Assembly No. 117-8182	26
Generator Service Assembly No. 119-1069	27
Battery Assembly	28
Wire Harness Assembly	29
Pump Coupling Assembly	30
Hydraulic Pump Assembly No. 121-9558	31
Neutral Centering Assembly	33
Traction Drive Hydraulic Line Assembly	34
Traction Drive Hose Routing Assembly	35
Lift Circuit Assembly	36
Steering Valve Assembly No. 114-4672	38
Hydraulic Cylinder Assembly No. 119-8129	39
Hydraulic Cylinder Assembly No. 119-8128	40
Hydraulic Lift Manifold Assembly	41
Hydraulic Lift Manifold Assembly No. 125-5187	42
Steering Circuit Assembly	43
Steering Circuit Assembly (2)	44
Hydraulic Gear Pump Assembly No. 114-9958	45
Fuel Line and Carbon Canister Hose Routing Assembly	46
Fuel Tank Assembly	48
Hydraulic Tank Assembly	49
Hydraulic Tank Cover Assembly	50
Suspension and Basket Assembly	51
Suspension Pin Position Assembly	52
Electric Reel Motor Assembly	53
Electric Reel Motor Assembly No. 127-2450	54
Electric Motor Assembly	55
Electric Mow Battery Assembly	56
Suspension A-Arm Assembly	58
Suspension Crossarm Assembly	59
Attachments and Accessories	60



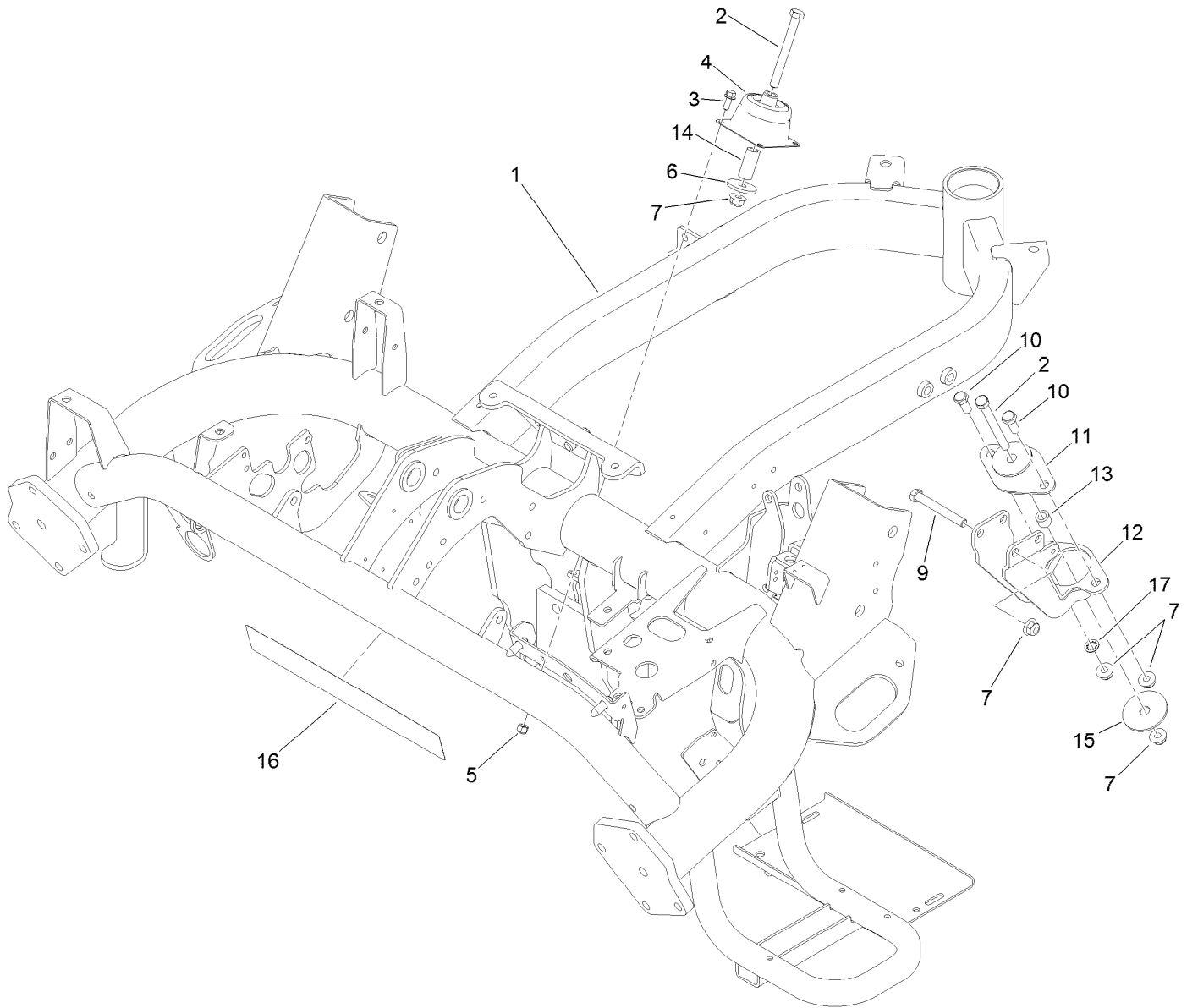
Roll-Over Protection System Assembly

<i>Ref.</i>	<i>Part Number</i>	<i>Qty.</i>	<i>Description</i>	<i>Ref.</i>	<i>Part Number</i>	<i>Qty.</i>	<i>Description</i>
1	115-8206	1	ROPS Assembly	7	117-9051-01	1	Step
1:2	115-8199	1	Decal-ROPS	8	119-4468-01	1	Plate-Step
1:3	115-8226	1	Decal-ROPS	9	32104-32	9	Screw-HWH
2	325-35	4	Screw-HH	11	2412-133	2	Clamp-R
3	117-9023	1	Casting-Side, RH	12	104-7050	1	Tube-Manual
3:2	94-9609	2	Bushing-Straight	13	104-7048	1	Cap-Housing
4	99-5107	4	Nut-Lock	14	302-59	1	Plug-Threaded
5	117-9035	8	Screw-HHF	17	119-1730	1	Receptacle-Clip, Mini
6	117-9022	1	Casting-Side, LH	18	3269-32	2	Rivet-Pop
6:2	60-0080	2	Bushing	19	121-5865	1	Clip-Cover, Back



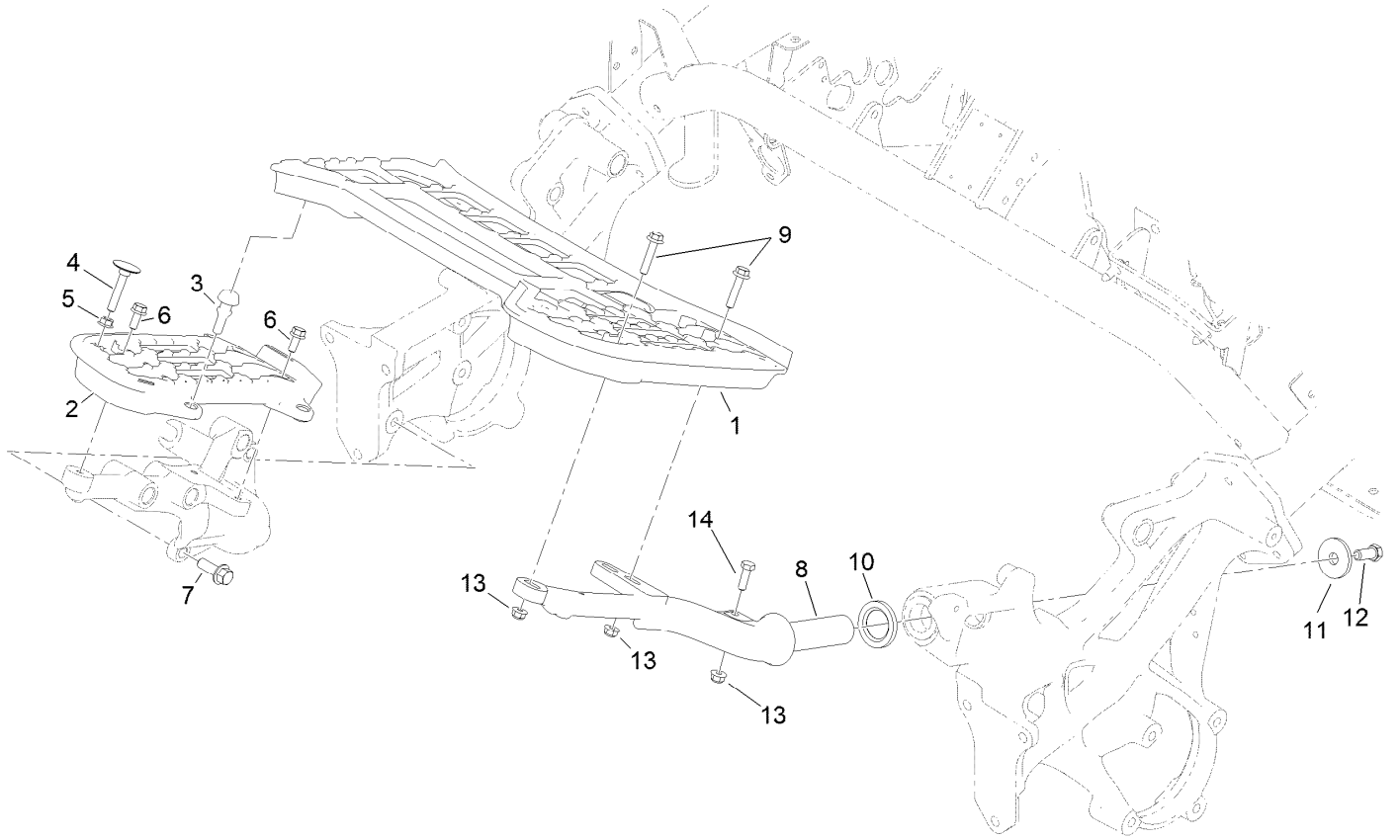
Brake Cable Grommet Assembly

<i>Ref.</i>	<i>Part Number</i>	<i>Qty.</i>	<i>Description</i>
1	240-5	2	Grommet
2	98-8529	3	Grommet



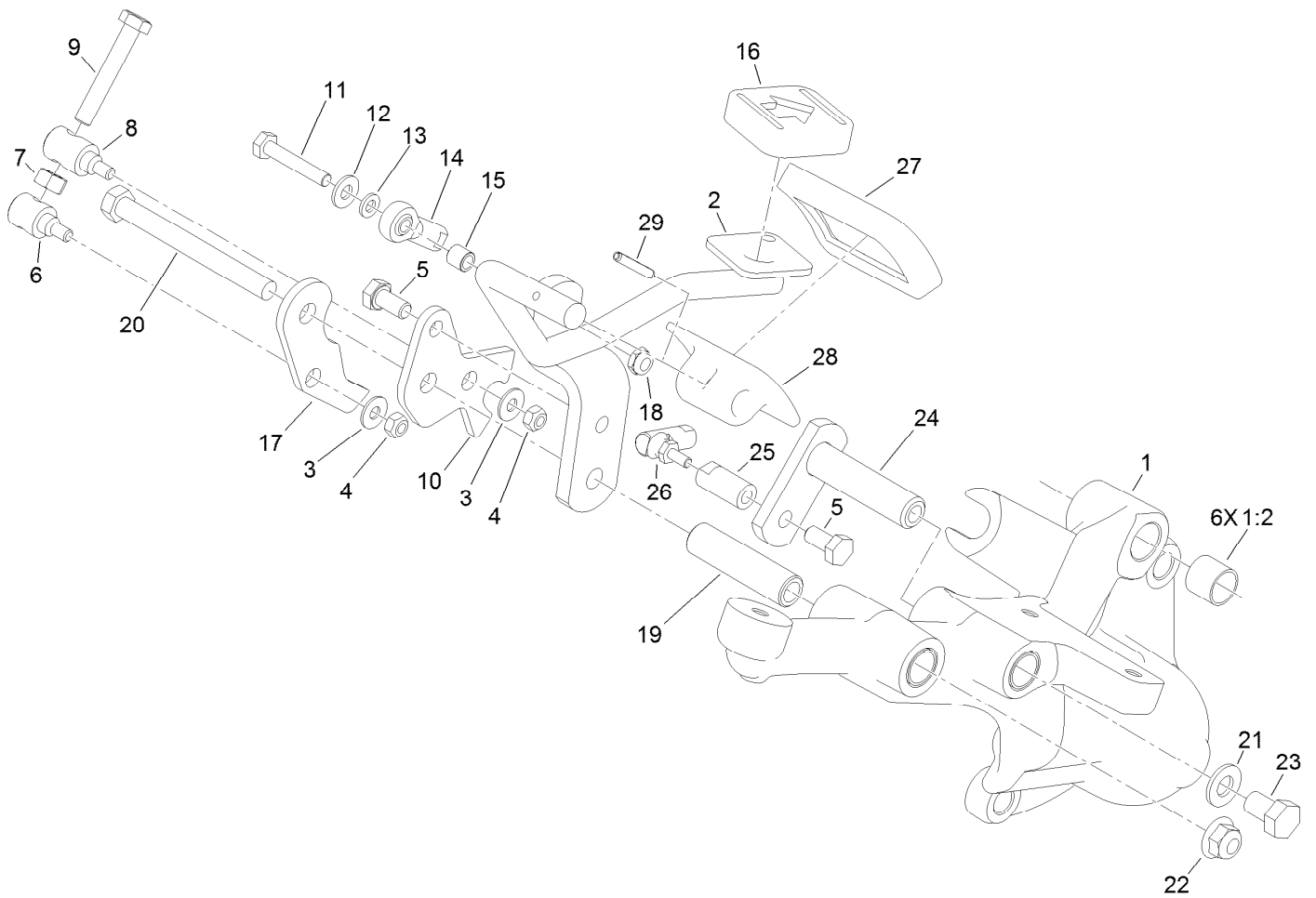
Frame Assembly

<i>Ref.</i>	<i>Part Number</i>	<i>Qty.</i>	<i>Description</i>	<i>Ref.</i>	<i>Part Number</i>	<i>Qty.</i>	<i>Description</i>
1	131-6176-01	1	Frame	10	323-5	2	Screw-HH
2	323-15	3	Screw-HH	11	131-1821	1	Mount-Engine
3	3234-33	8	Screw-HHF	12	117-9256-01	1	Mount-Engine, Rear
4	112-5757	2	Mount-Engine, Rubber	13	52-2480	1	Spacer-Wheel
5	3296-42	8	Nut-Lock, NI	14	104-0151	2	Spacer
6	117-9330	2	Spacer	15	87-5100	1	Washer-Snubbing
7	104-8301	7	Nut-HF, NI	16	115-8195	1	Decal
9	323-14	2	Screw-HH	17	3254-6	1	Washer-Lock, Internal



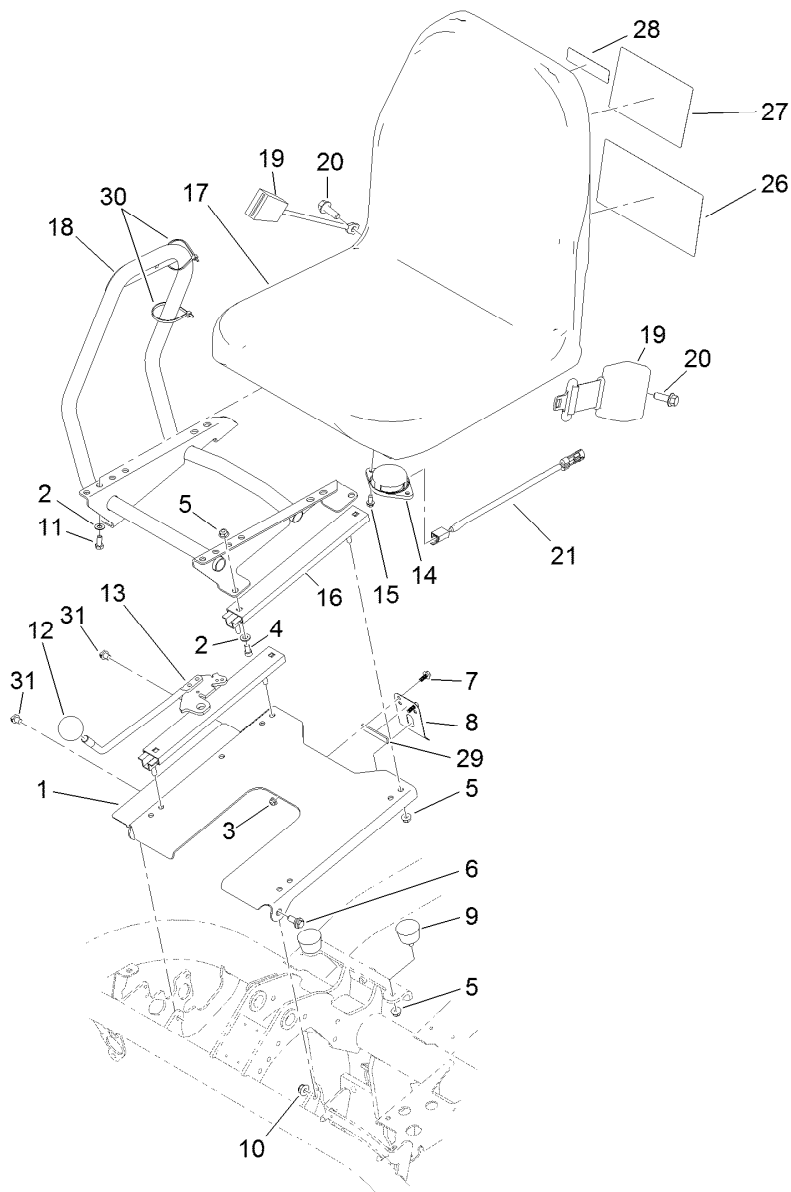
Platform Assembly

<i>Ref.</i>	<i>Part Number</i>	<i>Qty.</i>	<i>Description</i>
1	117-9009	1	Platform-LH
2	117-9008	1	Platform-RH
3	117-9072	2	Bumper-Rubber
4	115-8240	1	Screw-Elevator
5	32128-20	1	Nut-HF
6	3234-47	3	Screw-HHF
7	117-9035	3	Screw-HHF
8	117-9006-01	1	Support-Platform, LH
9	115-1794	3	Screw-HHF
10	94-8946	1	Washer-Thrust
11	84-1560	1	Washer-Thrust
12	324-4	1	Screw-HH
13	104-8300	4	Nut-HF, NI
14	322-5	1	Screw-HH



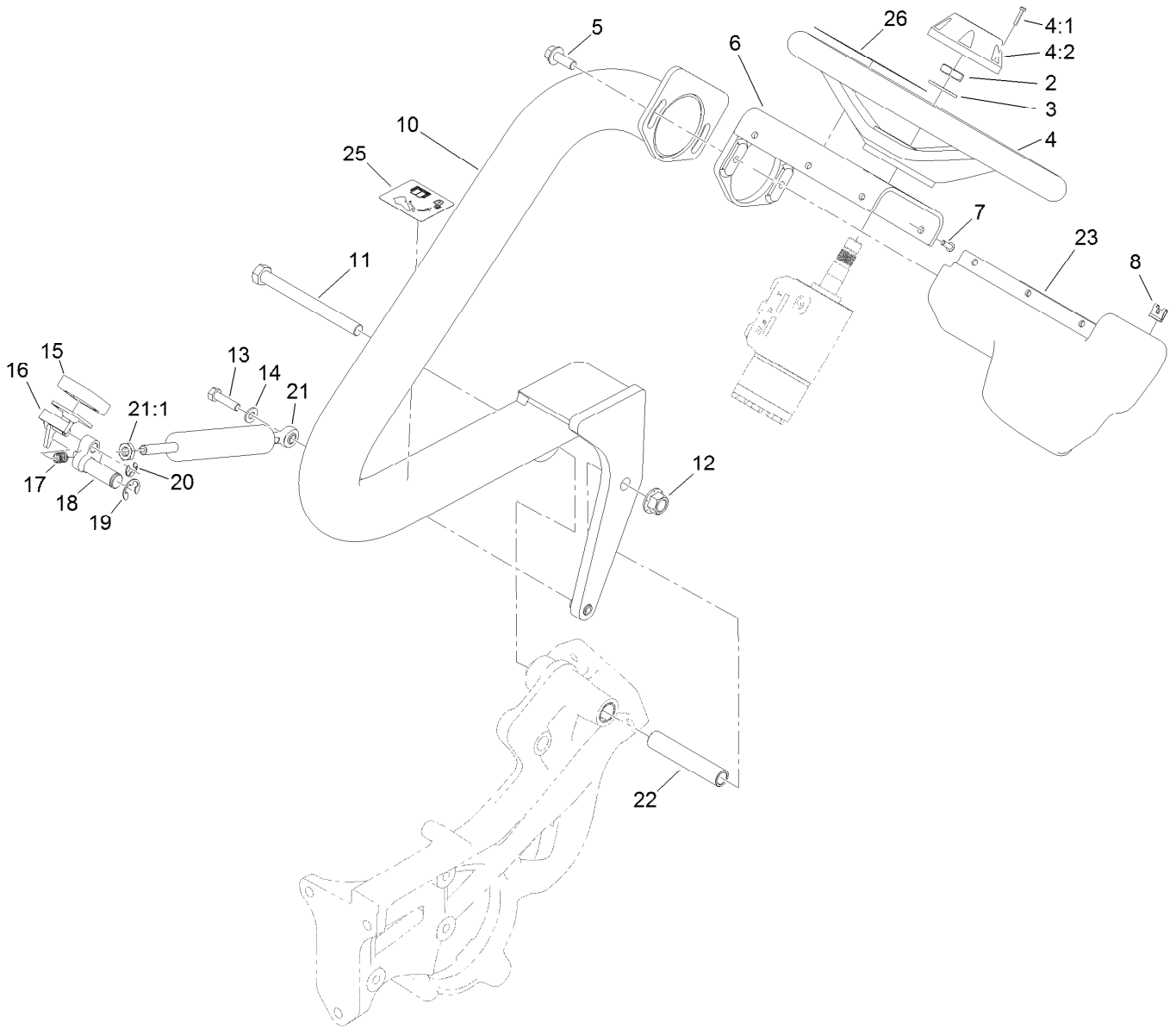
Right Hand Support Platform Assembly

<i>Ref.</i>	<i>Part Number</i>	<i>Qty.</i>	<i>Description</i>	<i>Ref.</i>	<i>Part Number</i>	<i>Qty.</i>	<i>Description</i>
1	117-9019	1	Support-Platform, RH	15	99-3545	1	Spacer
1:2	256-311	6	Bushing-Split	16	74-9110	1	Pad-Pedal, Reverse
2	119-1725-01	1	Rod-Traction	17	125-3011	1	Bracket-Mow
3	3256-1	2	Washer-Flat	18	3296-56	1	Nut-Lock, NI
4	33023-00	2	Nut-Lock	19	94-1371	1	Spacer
5	33114-016	2	Screw-HH	20	323-42	1	Screw-HH
6	94-1374	1	Trunnion-Bracket, Mow	21	3256-24	1	Washer-Flat
7	33014-00	1	Nut-Hex	22	104-8301	1	Nut-HF, NI
8	94-1375	1	Trunnion-Bracket, Lock	23	33115-016	1	Screw-HH
9	94-3489	1	Screw-HH	24	94-1300	1	Lock-Neutral
10	117-9021	1	Bracket-Lock	25	94-1386	1	Shaft-Pedal
11	321-9	1	Screw-HH	26	2411-38	1	Joint-Ball
12	3256-22	1	Washer-Flat	27	74-9100	1	Pad-Pedal, Forward
13	33093-00	1	Washer-Flat	28	117-9507	1	Pedal-Accelerator
14	2411-41	1	Rod End-Ball Joint	29	32121-45	1	Pin-Spring



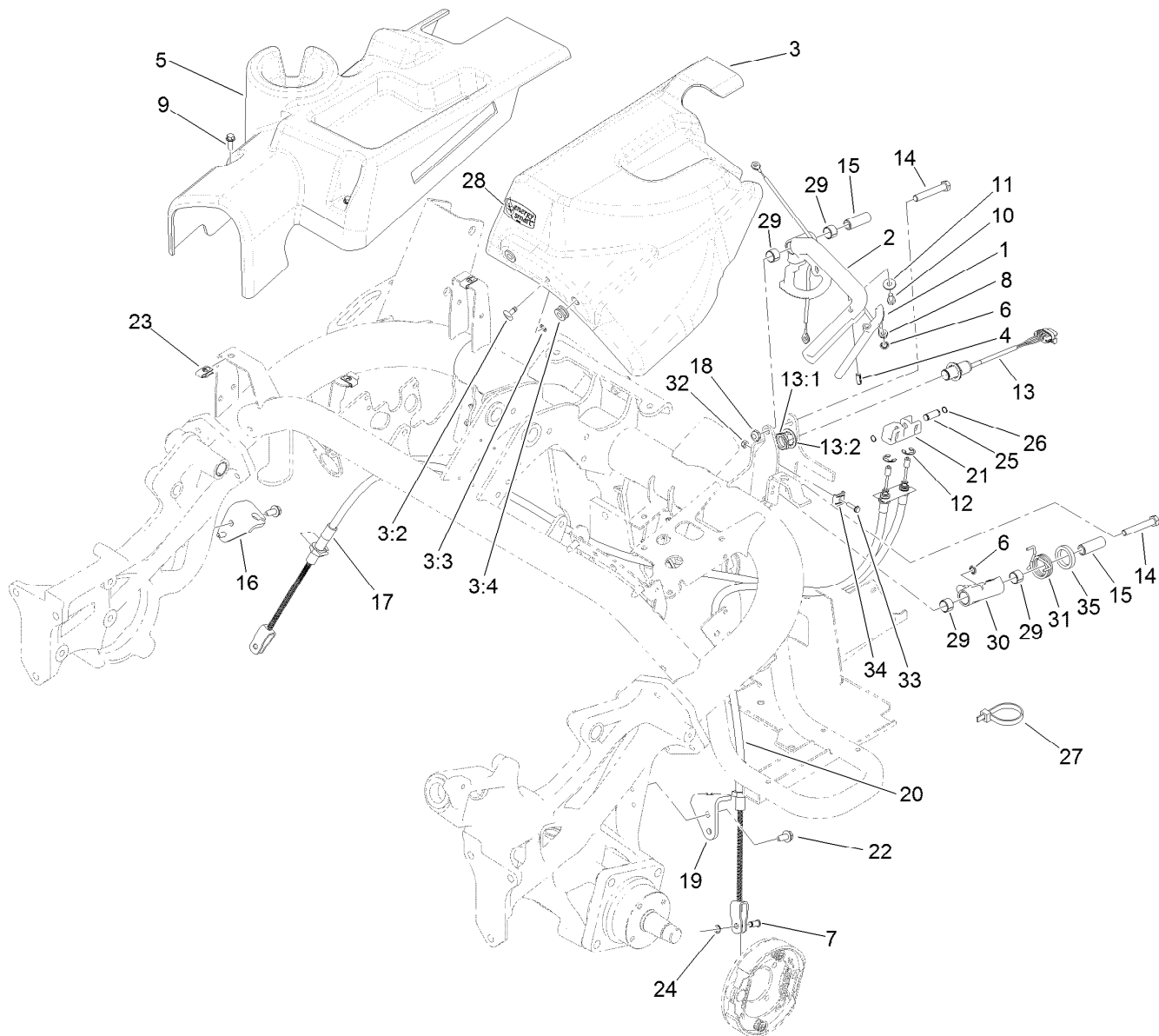
Seatbase Assembly

<i>Ref.</i>	<i>Part Number</i>	<i>Qty.</i>	<i>Description</i>	<i>Ref.</i>	<i>Part Number</i>	<i>Qty.</i>	<i>Description</i>
1	117-4440-03	1	Plate-Seat	20	117-9035	2	Screw-HHF
2	3256-23	8	Washer-Plain	21	108-8657	1	Harness-Wire, Seat
3	104-7201	2	Nut-HF	26	115-8159	1	Decal-Service, Spanish
4	3274-10	4	Screw-HSH	26	115-8160	1	Decal-Service, French
5	104-8300	10	Nut-HF, NI	26	115-8161	1	Decal-Service, German
6	94-7582	2	Bolt-Shoulder	26	115-8162	1	Decal-Service, Swedish
7	99-6810	2	Screw-HHF	26	115-8163	1	Decal-Service, Italian
8	66-2630	1	Latch-Seat	26	115-8164	1	Decal-Service, Portuguese
9	68-3270	2	Bumper-Rubber	26	115-8165	1	Decal-Service, Norwegian
10	104-8301	2	Nut-HF, NI	26	115-8166	1	Decal-Service, Finnish
11	322-3	4	Screw-HH	26	115-8167	1	Decal-Service, Danish
12	233-48	1	Knob	26	115-8168	1	Decal-Service, Dutch
13	119-4483	1	Seat Adjuster Lever ASM	26	115-8169	1	Decal-Service, Japanese
14	92-6282	1	Switch-Seat	26	119-9345	1	Decal-Aid, Quick Reference
15	32144-10	2	Screw-HWH	27	115-8156	1	Decal-Speed, Clip
16	92-8990	1	Adjuster-Slave	28	117-2718	1	Decal-Arrester, Spark
17	104-4620	1	Seat	29	120-5753	1	Strip-Foam
18	121-5189-03	1	Mount-Console	30	3290-379	2	Tie-Cable
19	100-4928	1	Belt-Seat	31	32180-030	2	Clip-Tie



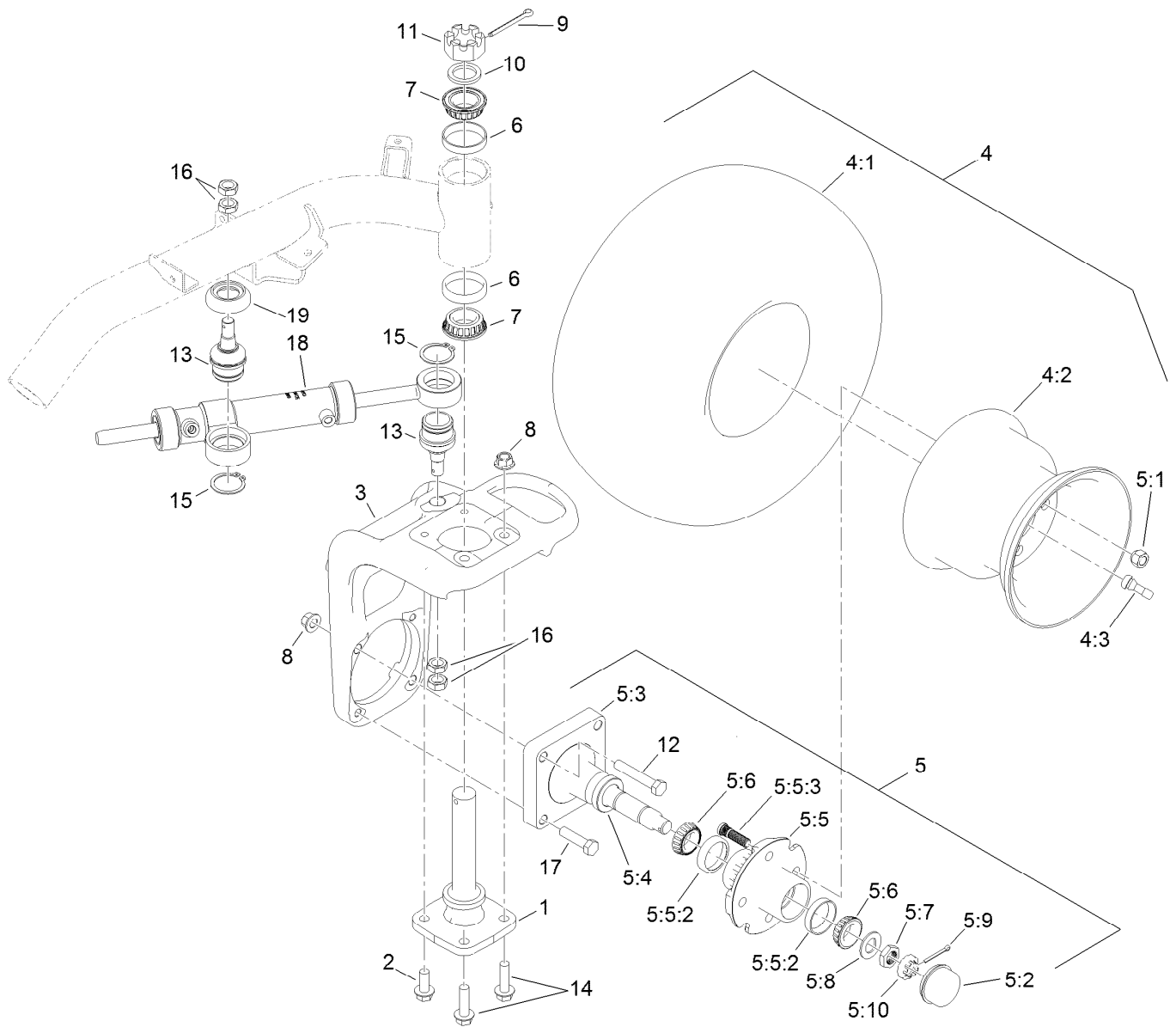
Steering Arm and Adjuster Assembly

<i>Ref.</i>	<i>Part Number</i>	<i>Qty.</i>	<i>Description</i>	<i>Ref.</i>	<i>Part Number</i>	<i>Qty.</i>	<i>Description</i>
2	3296-33	1	Nut-Lock, NI	15	74-9110	1	Pad-Pedal, Reverse
3	3256-27	1	Washer-Flat	16	117-4457	1	Lever ASM
4	75-0560	1	Steering Wheel ASM	17	106-9791	1	Spring
4:1	32144-21	1	Screw	18	117-9024	1	Lever-Pivot
4:2	68-5140	1	Cap-Wheel, Steering	19	32120-19	1	E-Ring
5	3234-42	2	Screw-HHF	20	105-7004	1	E-Ring
6	117-9346-03	1	Mount-Steering	21	125-5181	1	Cylinder-Gas
7	3274-39	6	Screw-HSBH	21:1	112-8617	1	Nut-Hex
8	3290-277	6	Nut-Speed	22	117-9002	1	Spacer
10	117-4444-01	1	Arm-Steering	23	119-9300	1	Cover-Valve, Steering
11	325-22	1	Screw-HH	25	119-9346	1	Decal-Arm, Steering
12	99-5107	1	Nut-Lock	26	121-2640	1	Decal-Danger, CE
13	322-47	1	Screw-HH	26	121-2641	1	Decal-Danger
14	3256-23	1	Washer-Plain				



Brake Cable and Lever Assembly

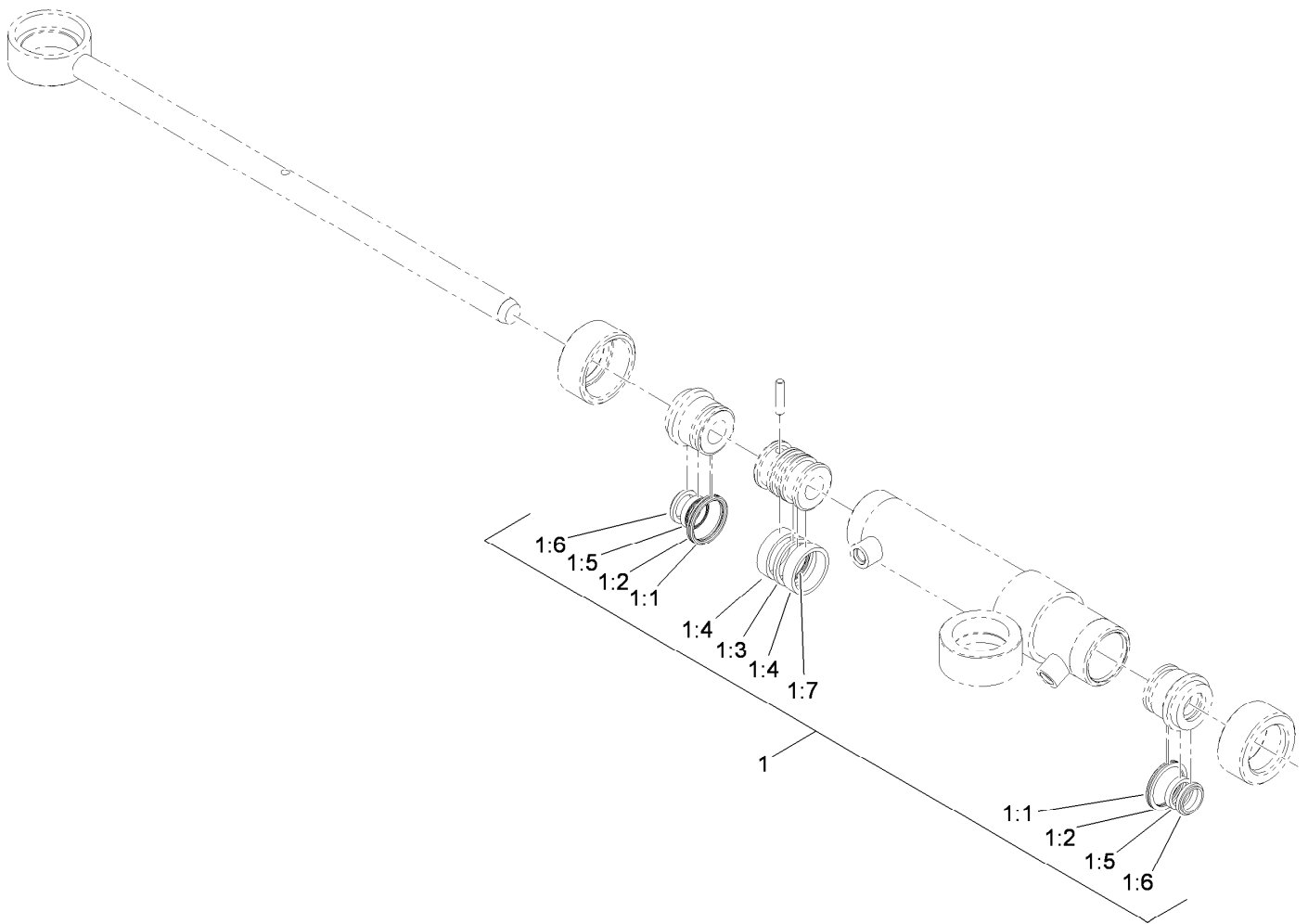
Ref.	Part Number	Qty.	Description	Ref.	Part Number	Qty.	Description
1	131-3003	1	Lever-Release	16	115-5787	1	Bracket-Brake Cable, RH
2	131-3024	1	Lever-Brake, Hand	17	131-1833	1	Cable-Brake, RH
3	131-3025	1	LH Cover ASM	18	3296-59	2	Nut-Lock, NI
3:2	119-1728	1	Stud-1/4 Turn	19	114-9997	1	Bracket-Brake Cable, LH
3:3	119-1729	1	Retainer-Stud	20	131-1834	1	Cable-Brake, LH
3:4	92-5972	2	Grommet-Rubber	21	131-3065	1	Equalizer-Cable
4	32121-24	1	Pin-Spring	22	32104-32	4	Screw-HWH
5	131-3101	1	Cover-Side, RH	23	107069	3	Clip
6	104-8310	2	Ring-Retaining	24	701197	2	E-Ring
7	109-6887	2	Pin-Clevis	25	131-3021	1	Pin
8	131-3004	1	Cable	26	32120-46	1	Ring-Retaining
9	115-5103	3	Screw-HHF	27	3290-379	1	Tie-Cable
10	321-2	1	Screw-HH	28	119-7580	1	Decal-Energy Smart
11	3256-67	1	Washer-Flat	29	1-653600	4	Bushing
12	32120-47	2	Ring-Retaining, External	30	131-3058	1	Pawl-Brake
13	115-5300	1	Proximity Switch ASM	31	131-3020	1	Spring-Torsion
13:1	117-3207	2	Nut-Hex	32	3296-2	1	Nut-Lock, NI
13:2	117-3208	2	Washer-Lock, Internal Tooth	33	3290-126	1	Screw-HWH
14	323-12	2	Screw-HH	34	81-1690	1	Clamp-Cable
15	131-3017	2	Spacer	35	95-6427	1	Spacer-Bearing



Back Wheel Assembly

Ref.	Part Number	Qty.	Description	Ref.	Part Number	Qty.	Description
1	115-2657	1	Spindle-Steering	5:8	117-8259	1	Washer-Spindle
2	3234-38	2	Screw-HHF	5:9	3272-18	1	Pin-Cotter
3	117-4366-01	1	Base-Fork, Rear	5:10	93-0307	1	Nut-Lock, Retainer
4		1	Wheel And Tire ASM ●	6	115-9471	2	Bearing-Cup
4:1	120-2783	1	Tire	7	115-9472	2	Bearing-Cone And Seal
4:2	217-60	1	Rim	8	99-5107	4	Nut-Lock
4:3	232-27	1	Stem-Valve	9	3272-37	1	Pin-Cotter
5	119-4490	1	Wheel Spindle ASM	10	18-6320	1	Washer-Steering
5:1	242-50	4	Nut-Lug	11	32136-9	1	Nut-Hex, Slotted
5:2	241-119	1	Cap-Dust	12	325-12	2	Screw-HH
5:3	112-7173	1	Spindle	13	117-9875	2	Joint-Ball
5:4	112-1690	1	Seal-Oil	14	3234-22	2	Screw-HHF
5:5	117-9093	1	Hub ASM	15	32151-104	2	Ring-Retaining, External
5:5:2	254-72	2	Bearing-Cup, Tapered	16	3220-6	4	Nut-Jam
5:5:3	114-3918	4	Stud-Wheel	17	325-8	2	Screw-HH
5:6	254-92	2	Cone-Bearing, Outer	18	117-4480	1	HYD Cylinder ASM
5:7	117-8260	1	Nut	19	120-2026	1	Spacer-Cylinder

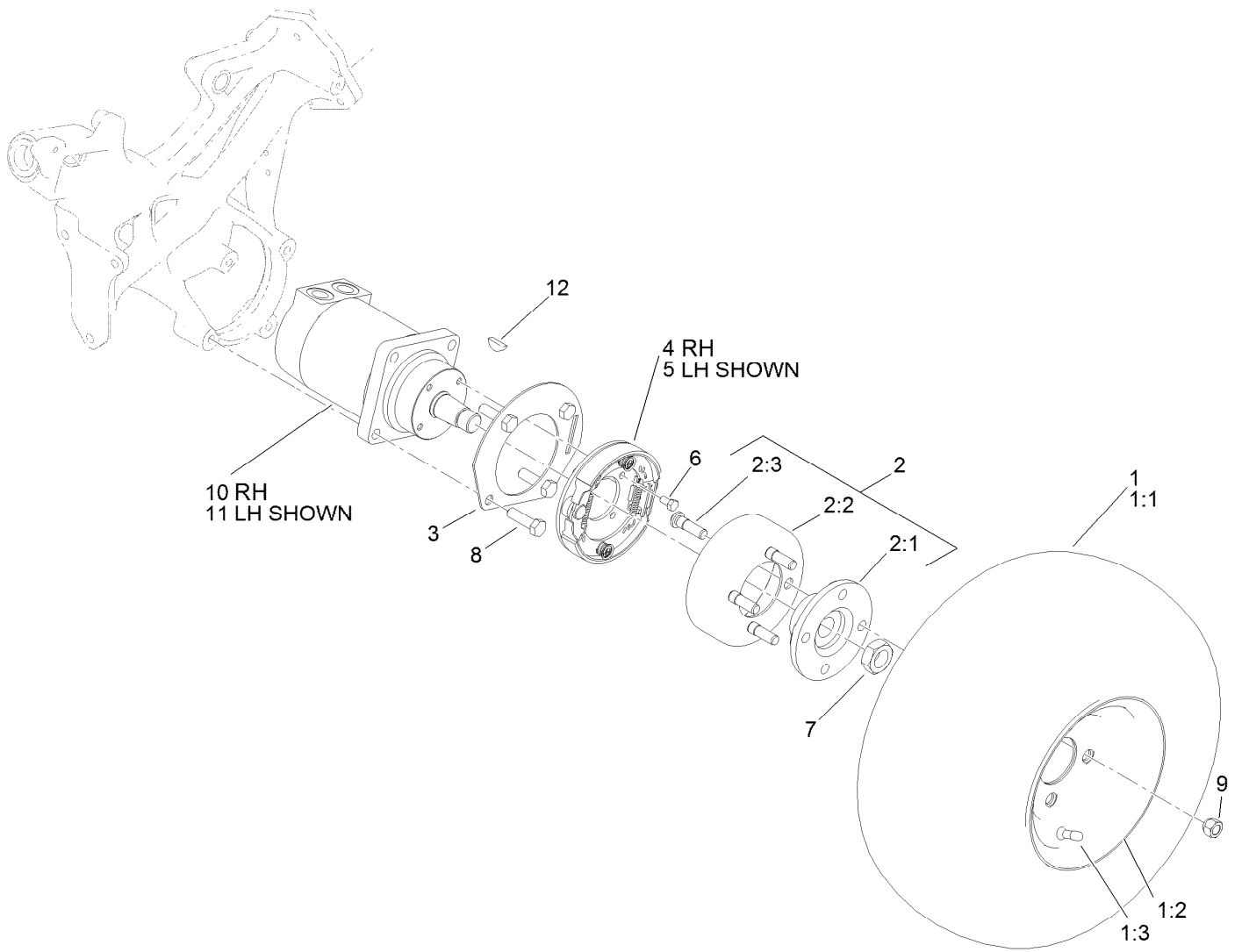
● Not serviced separately



Hydraulic Cylinder Assembly No. 117-4480

<i>Ref.</i>	<i>Part Number</i>	<i>Qty.</i>	<i>Description</i>
1	119-7124	1	Kit-Seal
1:1		2	O-Ring ●
1:2		2	Ring-Backup ●
1:3		1	Seal-Psp ●
1:4		2	Ring-Wear ●
1:5		2	Seal-Bs ●
1:6		2	Seal-Dust ●
1:7		1	O-Ring ●

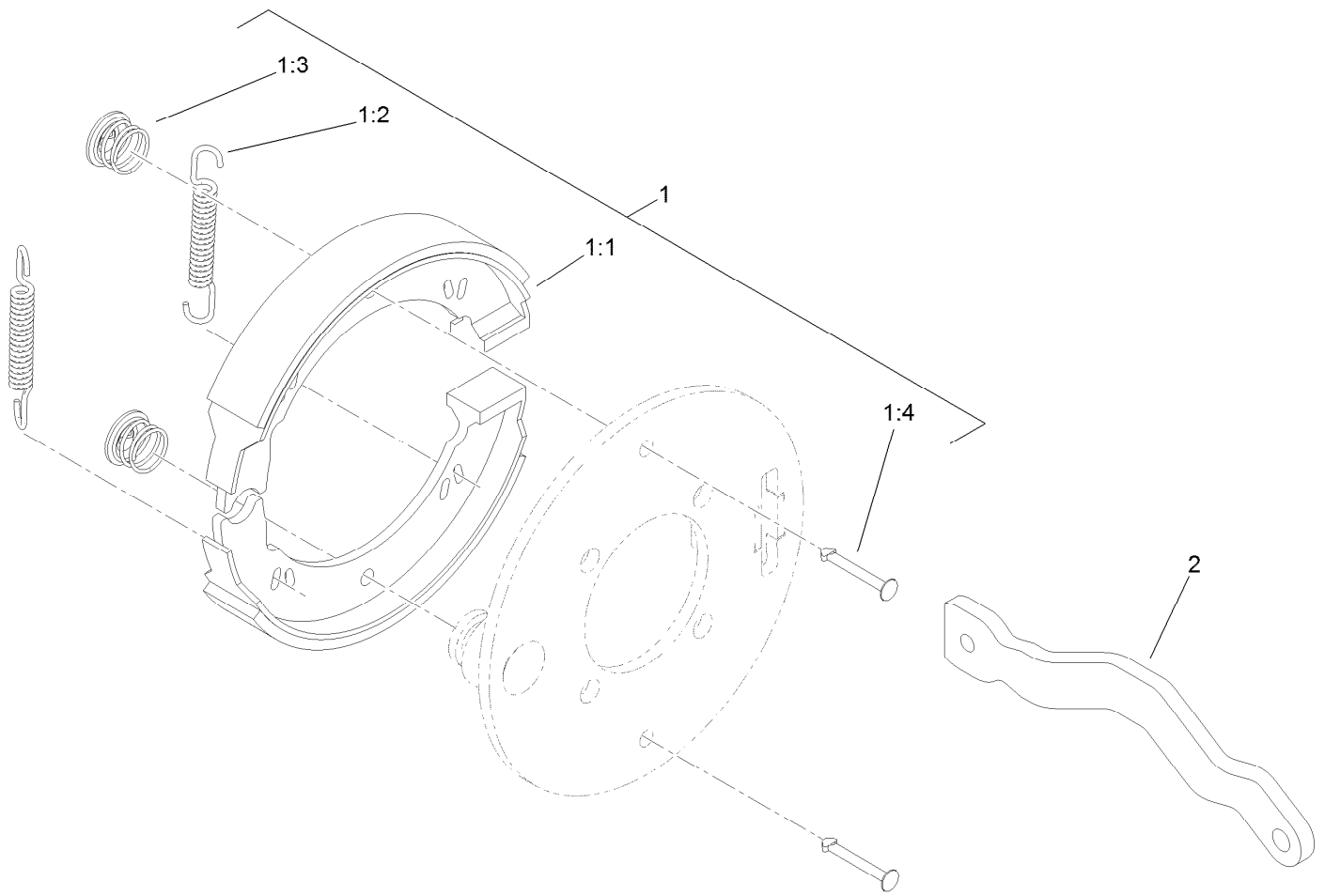
● Not serviced separately



Front Wheel Assembly

Ref.	Part Number	Qty.	Description	Ref.	Part Number	Qty.	Description
1		2	Wheel And Tire ASM ●	4	115-9441	1	RH Brake ASM
1:1	120-2783	1	Tire	5	115-9440	1	LH Brake ASM
1:2	117-9032	1	Rim	6	322-2	8	Screw-HH
1:3	232-27	1	Stem-Valve	7	26-3790	2	Nut-Lock
2	115-2661	2	Brake Drum ASM	8	325-7	8	Screw-HH
2:1	115-2662-03	1	Hub-Wheel	9	242-50	8	Nut-Lug
2:2	115-2663	1	Drum-Brake	10	117-4302	1	RH Wheel Motor ASM
2:3	85-6540	4	Stud-Drive	11	117-4303	1	LH Wheel Motor ASM
3	114-9998-03	2	Tab-Lever, Brake	12	3257-42	1	Key-Woodruff

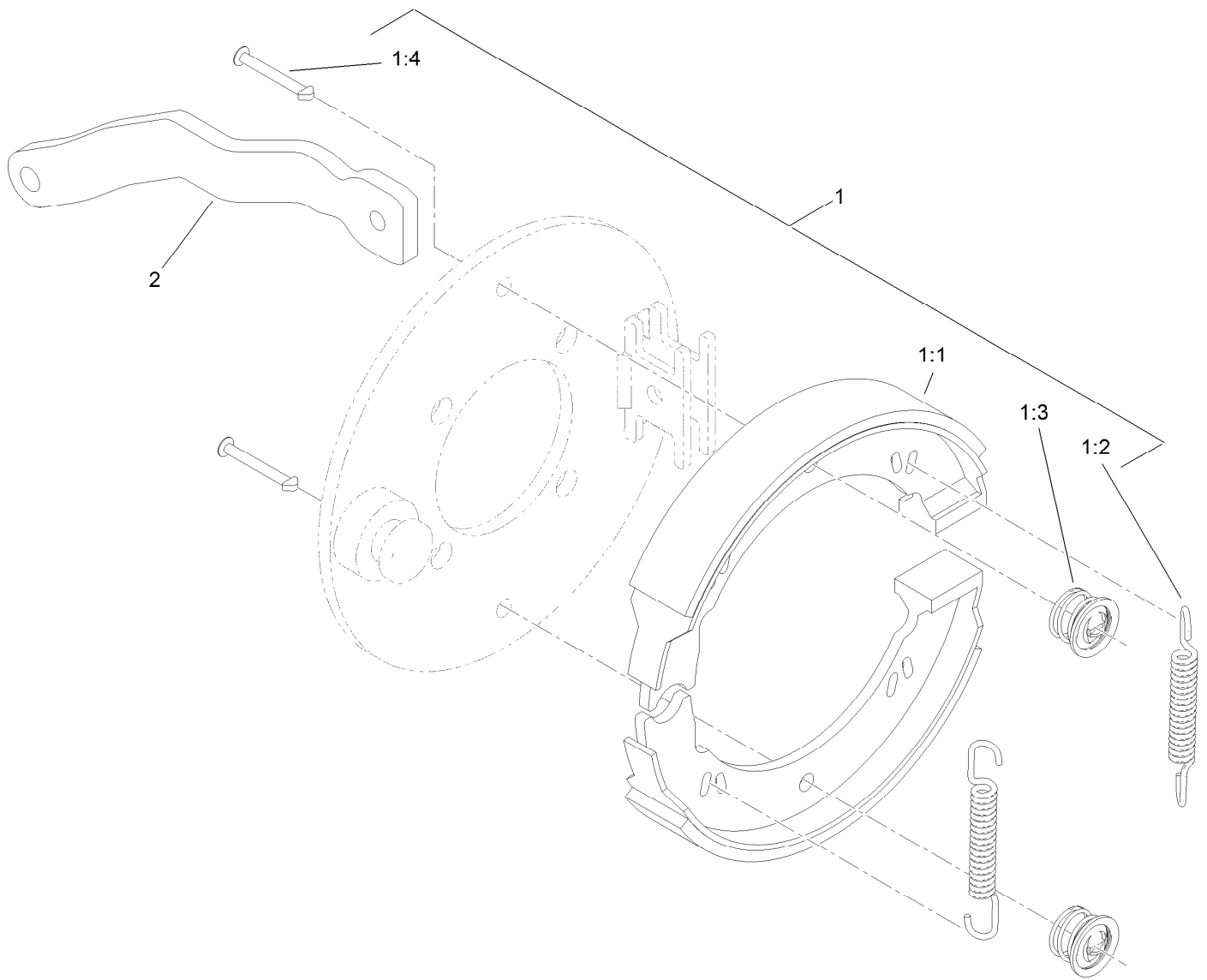
● Not serviced separately



Right Hand Brake Assembly No. 115-9441

<i>Ref.</i>	<i>Part Number</i>	<i>Qty.</i>	<i>Description</i>
1	119-7136	1	Kit-Brake
1:1		2	Shoe-Brake ●
1:2		2	Spring ●
1:3		2	Clip ●
1:4		2	Pin-Retainer ●
2	115-5789	1	Lever-Brake, RH

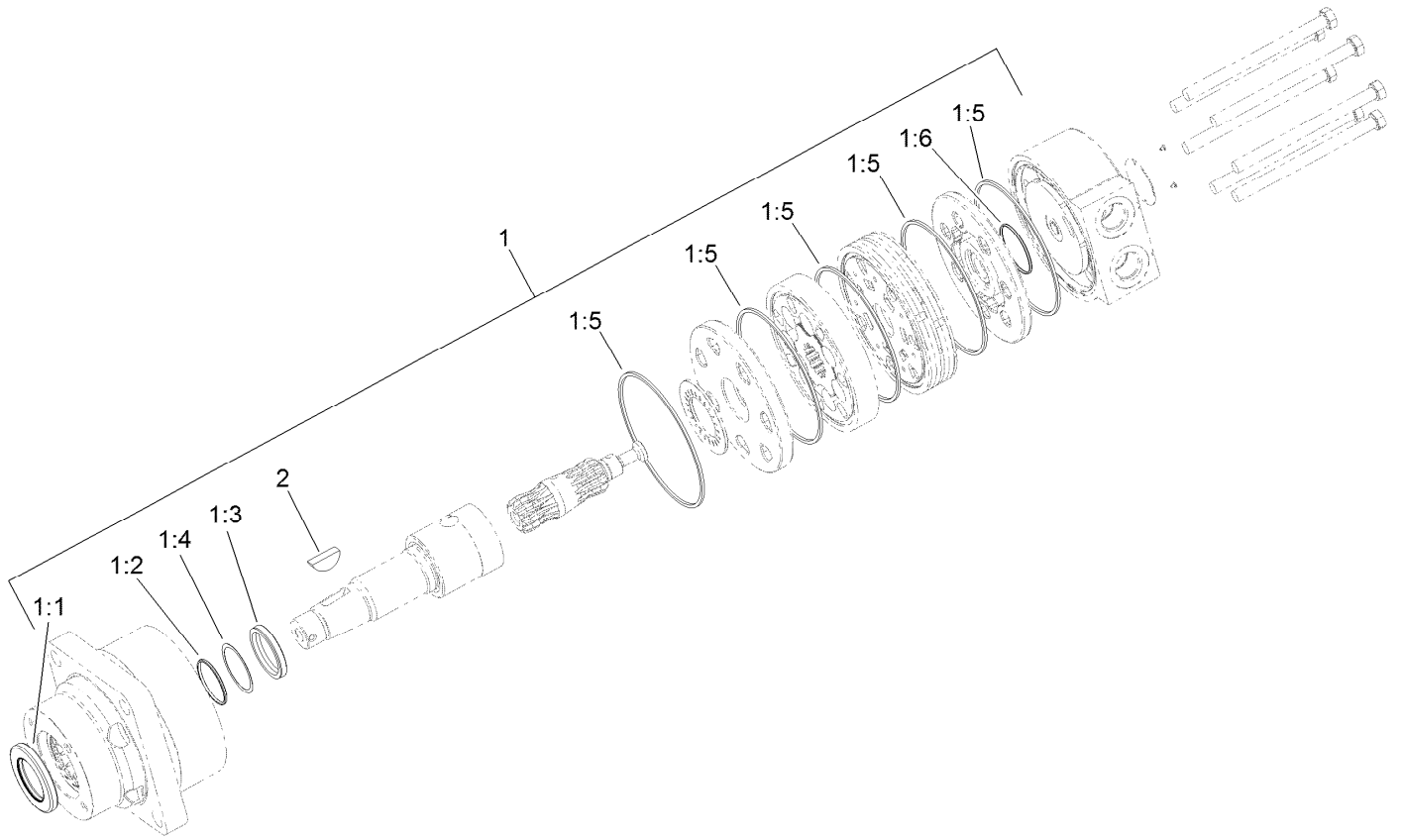
● Not serviced separately



Left Hand Brake Assembly No. 115-9440

Ref.	Part Number	Qty.	Description
1	119-7136	1	Kit-Brake
1:1		2	Shoe-Brake ●
1:2		2	Spring ●
1:3		2	Clip ●
1:4		2	Pin-Retainer ●
2	115-2664	1	Lever-Brake, LH

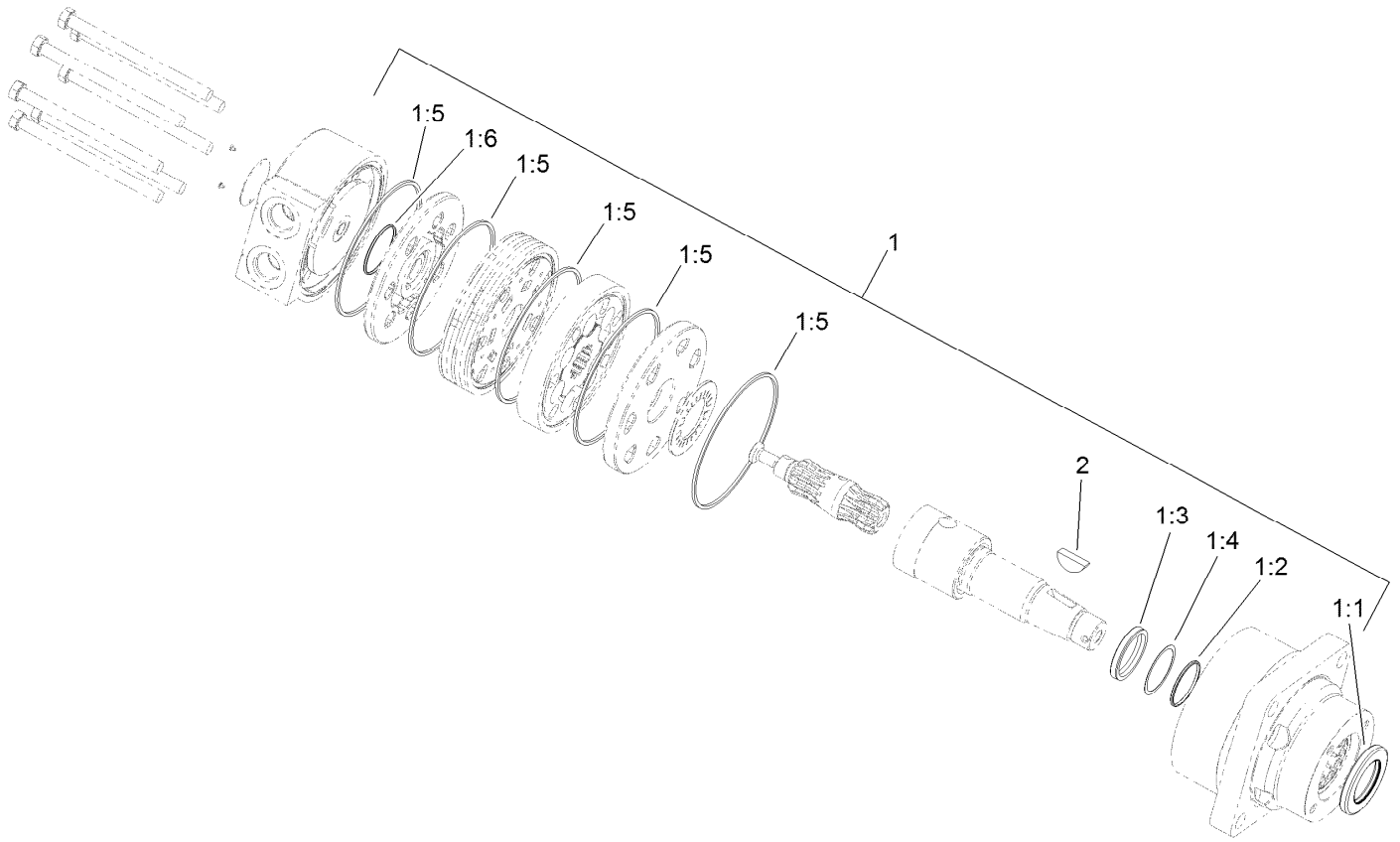
● Not serviced separately



Right Hand Wheel Motor Assembly No. 117-4302

<i>Ref.</i>	<i>Part Number</i>	<i>Qty.</i>	<i>Description</i>
1	94-8178	1	Seal Kit
1:1		1	Seal-Dirt And Water ●
1:2		1	Backup-Ring ●
1:3		1	Seal-Shaft ●
1:4		1	Washer-Backup ●
1:5		5	Seal-Square, Ring (Inner) ●
1:6		1	Seal-Commutator ●
2	3257-42	1	Key-Woodruff

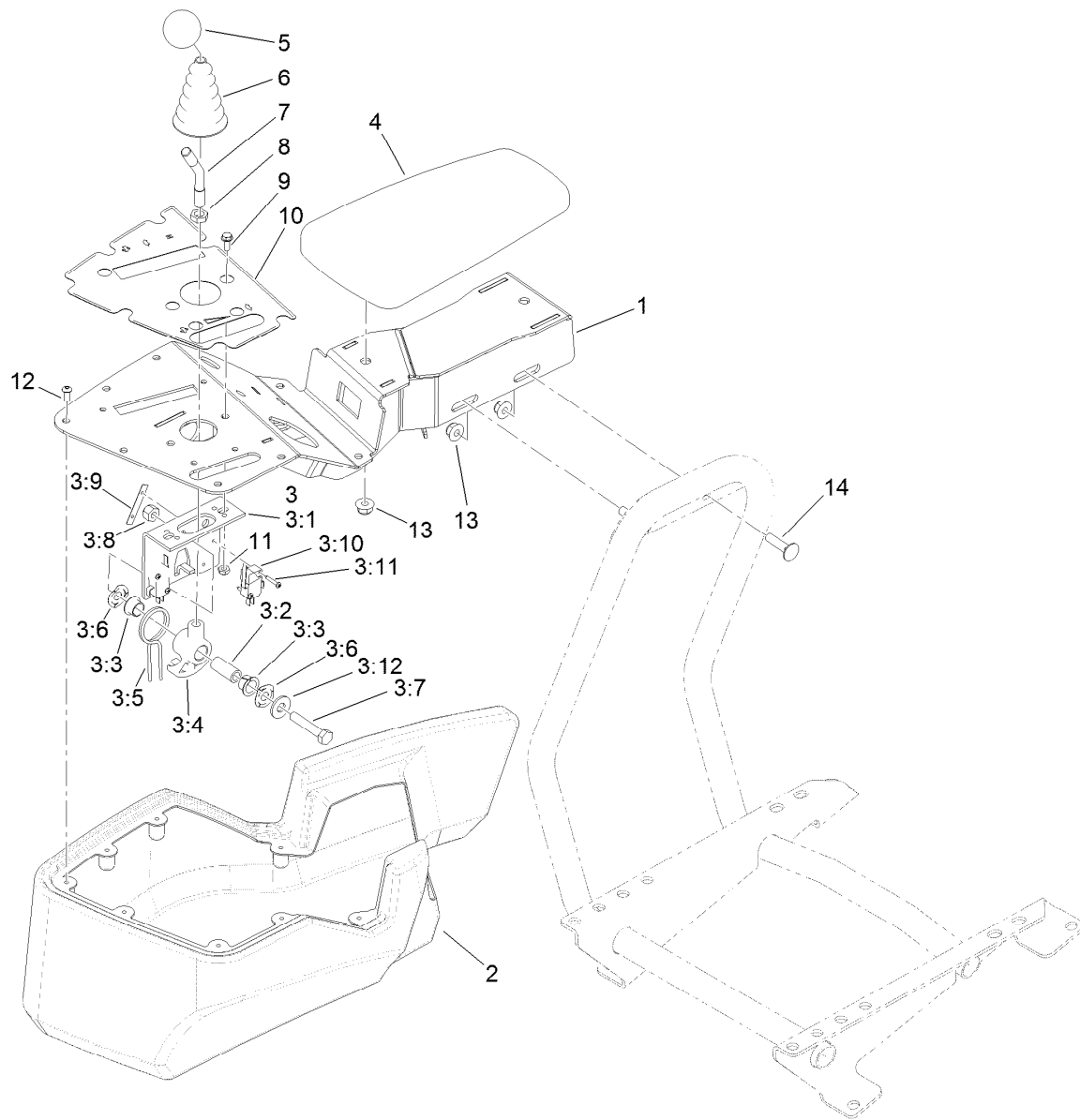
● Not serviced separately



Left Hand Wheel Motor Assembly No. 117-4303

<i>Ref.</i>	<i>Part Number</i>	<i>Qty.</i>	<i>Description</i>
1	94-8178	1	Seal Kit
1:1		1	Seal-Dirt And Water ●
1:2		1	Backup-Ring ●
1:3		1	Seal-Shaft ●
1:4		1	Washer-Backup ●
1:5		5	Seal-Square, Ring (Inner) ●
1:6		1	Seal-Commutator ●
2	3257-42	1	Key-Woodruff

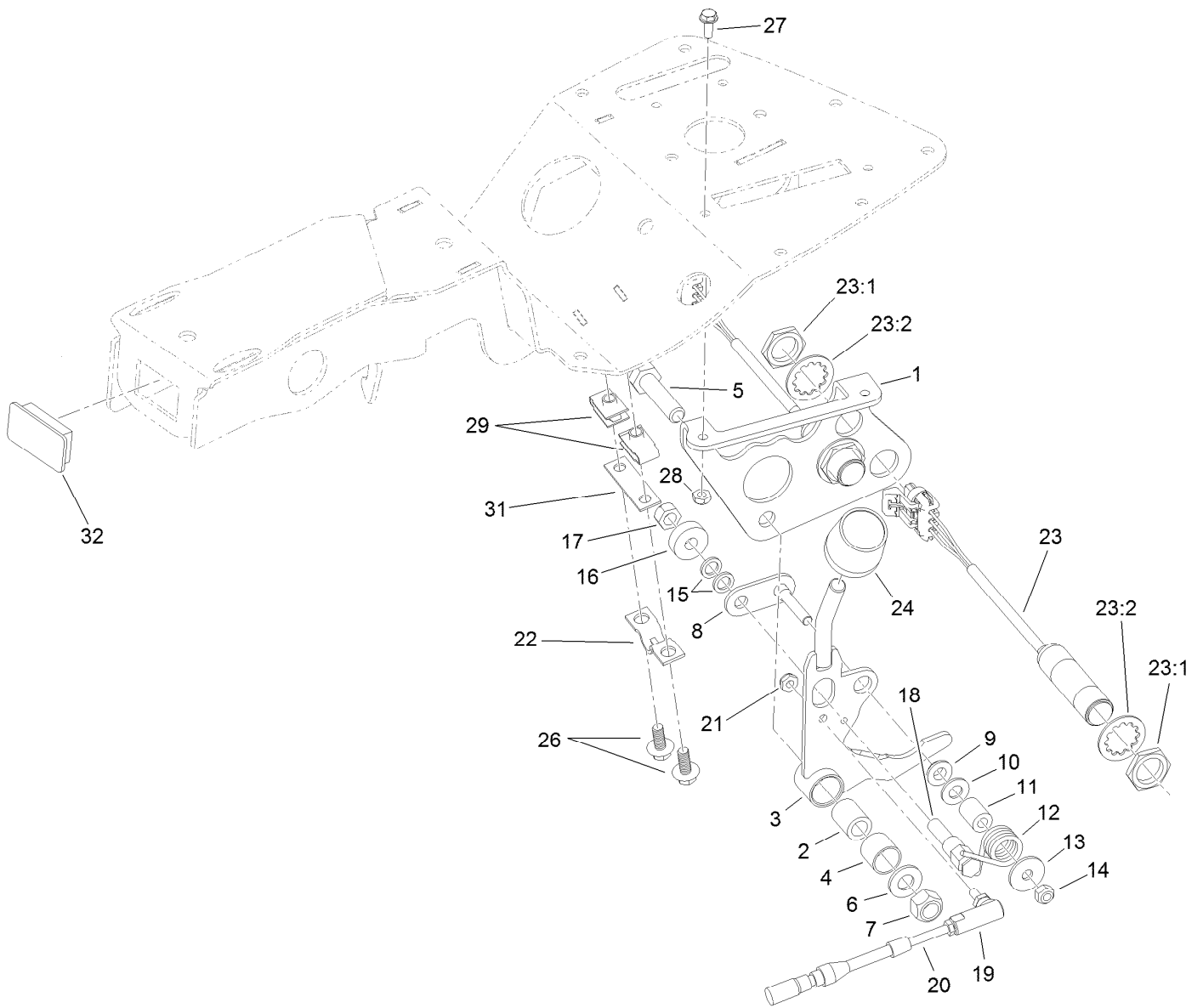
● Not serviced separately



Console and Reel Control Assembly

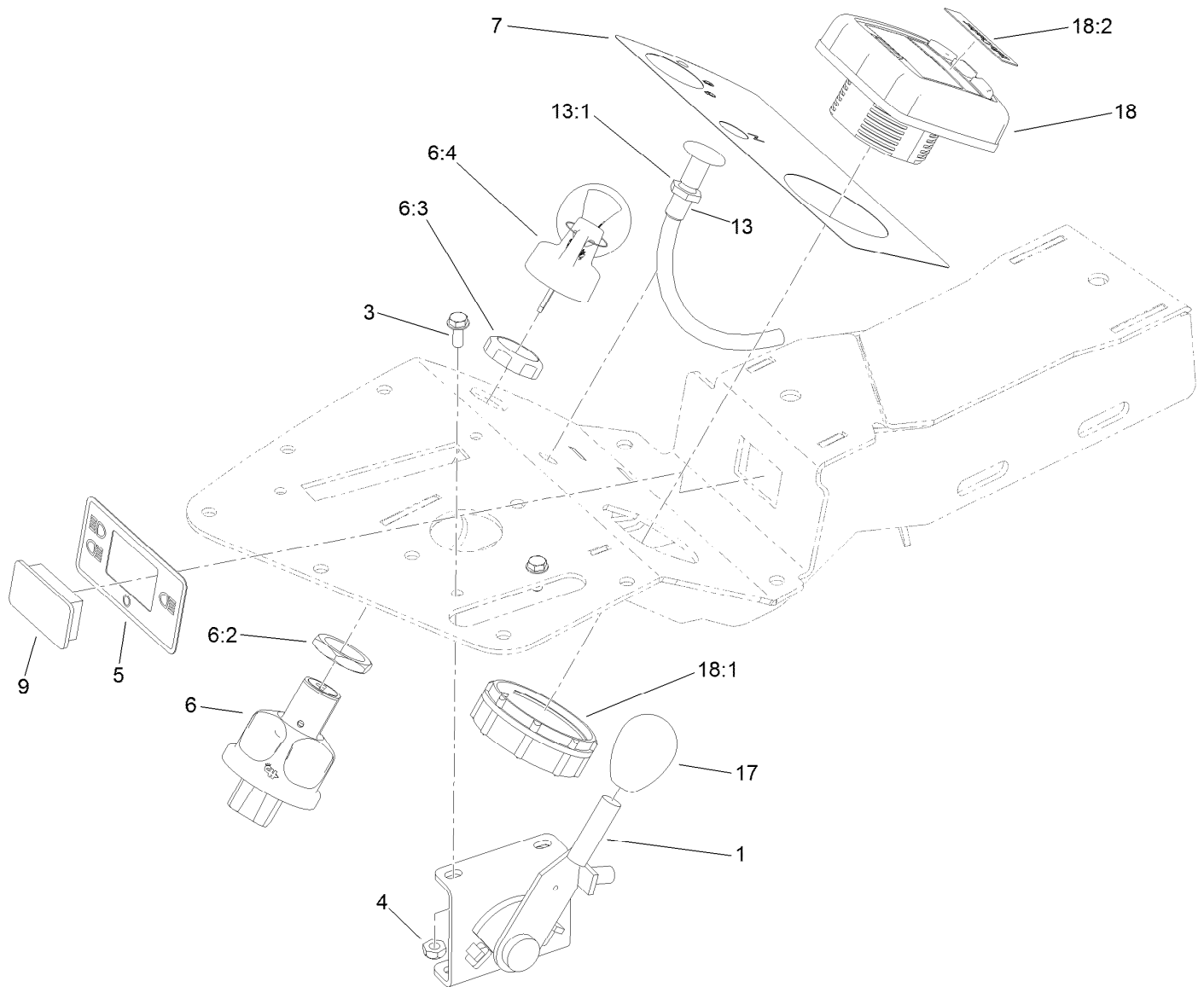
Ref.	Part Number	Qty.	Description
1	120-2048-03	1	Console
2	121-5152	1	Cover-Console
3	106-4167	1	Joystick Bracket ASM
3:1	115-5357-03	1	Bracket-Joystick
3:2	106-4192	1	Spacer
3:3	93-5547	2	Bushing-Nylon
3:4	105-7507	1	Hub-Pivot, Joystick
3:5	105-8289	1	Spring-Torsion
3:6	106-4193	2	Washer-Finger, Spring
3:7	322-9	1	Screw-HH
3:8	3296-29	1	Nut-Lock, NI
3:9	3290-354	2	Nut-Speed
3:10	108-6496	2	Switch (W/Boot)

Ref.	Part Number	Qty.	Description
3:11	95-3003	4	Screw-PPHTF
3:12	3256-3	1	Washer-Flat
4	108-7602	1	Rest-Arm
5	120-9752	1	Knob-Round, Yellow
6	93-5961	1	Boot-Lever
7	121-6681	1	Stem-Joystick
8	3218-3	1	Nut-Jam
9	3290-321	2	Screw-HWH
10	121-5169	1	Decal-Console
11	3296-12	2	Nut-Lock, NI
12	115-9830	8	Screw-HSBH
13	104-8300	4	Nut-HF, NI
14	3230-3	2	Screw-CARR



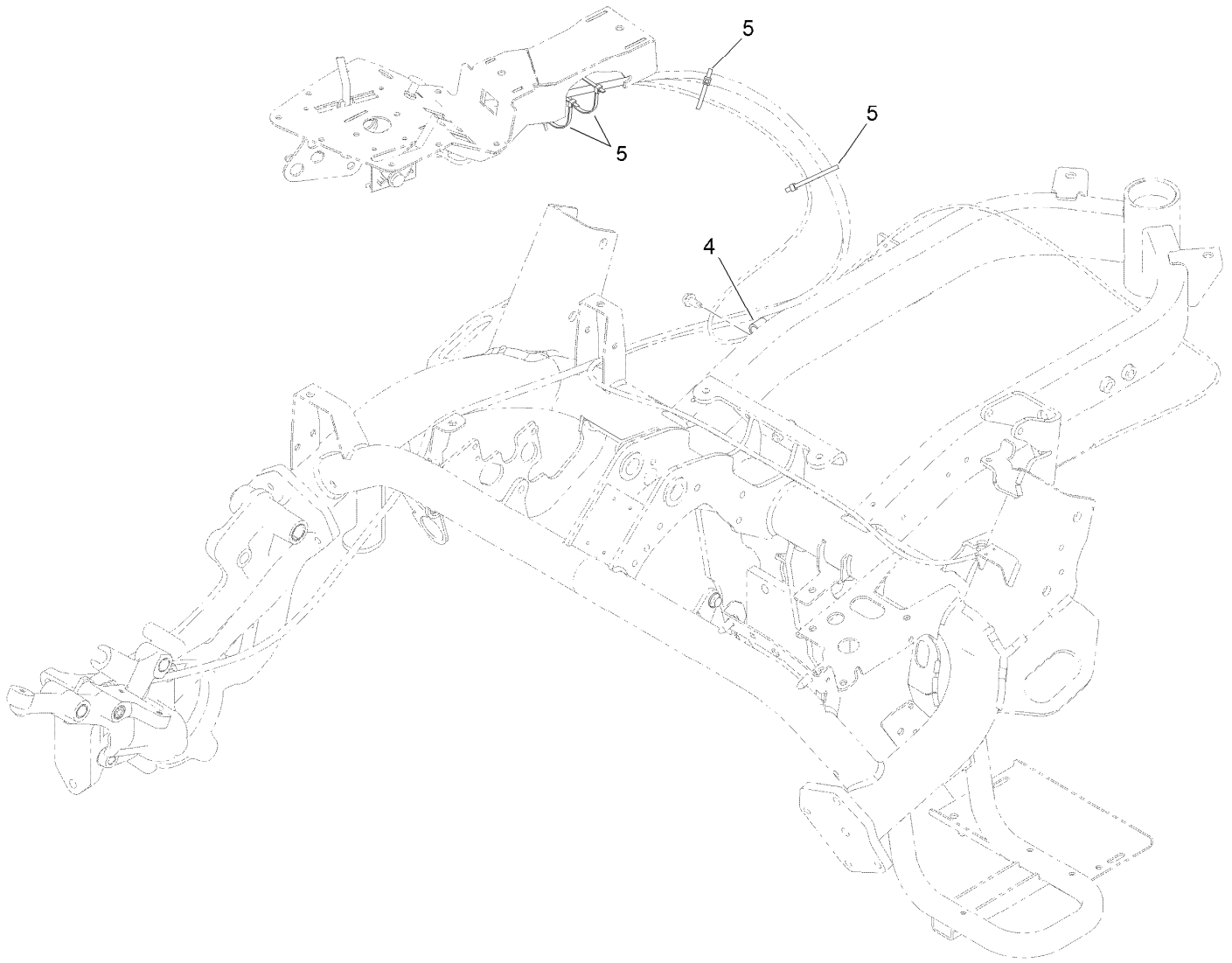
Traction Interface Control Assembly

Ref.	Part Number	Qty.	Description	Ref.	Part Number	Qty.	Description
1	115-9774-03	1	Bracket-Function, Lever	17	33024-00	1	Nut-Lock, NI
2	94-1378	1	Tube-Pivot, Handle	18	94-9617	1	Pin-Spring
3	115-9772	1	Handle ASM	19	2411-38	1	Joint-Ball
4	256-311	1	Bushing-Split	20	119-1653	1	Cable-Lock, Neutral
5	33115-040	1	Screw-HH	21	3296-27	1	Nut-Lock, NI
6	3256-24	1	Washer-Flat	22	93-2279	1	Clamp-Cable
7	33025-00	1	Nut-Lock, NI	23	115-5300	2	Proximity Switch ASM
8	120-3198	1	Roller-Pivot	23:1	117-3207	2	Nut-Hex
9	94-9619	1	Bushing	23:2	117-3208	2	Washer-Lock, Internal Tooth
10	3256-23	1	Washer-Plain	24	120-9753	1	Knob-Cylindrical, Orange
11	94-9618	1	Spacer-Spring	26	99-6810	2	Screw-HHF
12	94-9620	1	Spring-Torsion	27	3290-321	2	Screw-HWH
13	3256-67	1	Washer-Flat	28	3296-12	2	Nut-Lock, NI
14	33023-00	1	Nut-Lock	29	107069	2	Clip
15	75-5470	2	Spacer-Bearing	31	125-5653	1	Shim
16	251-259	1	Bearing-Ball	32	99-7420	1	Plug-Hole



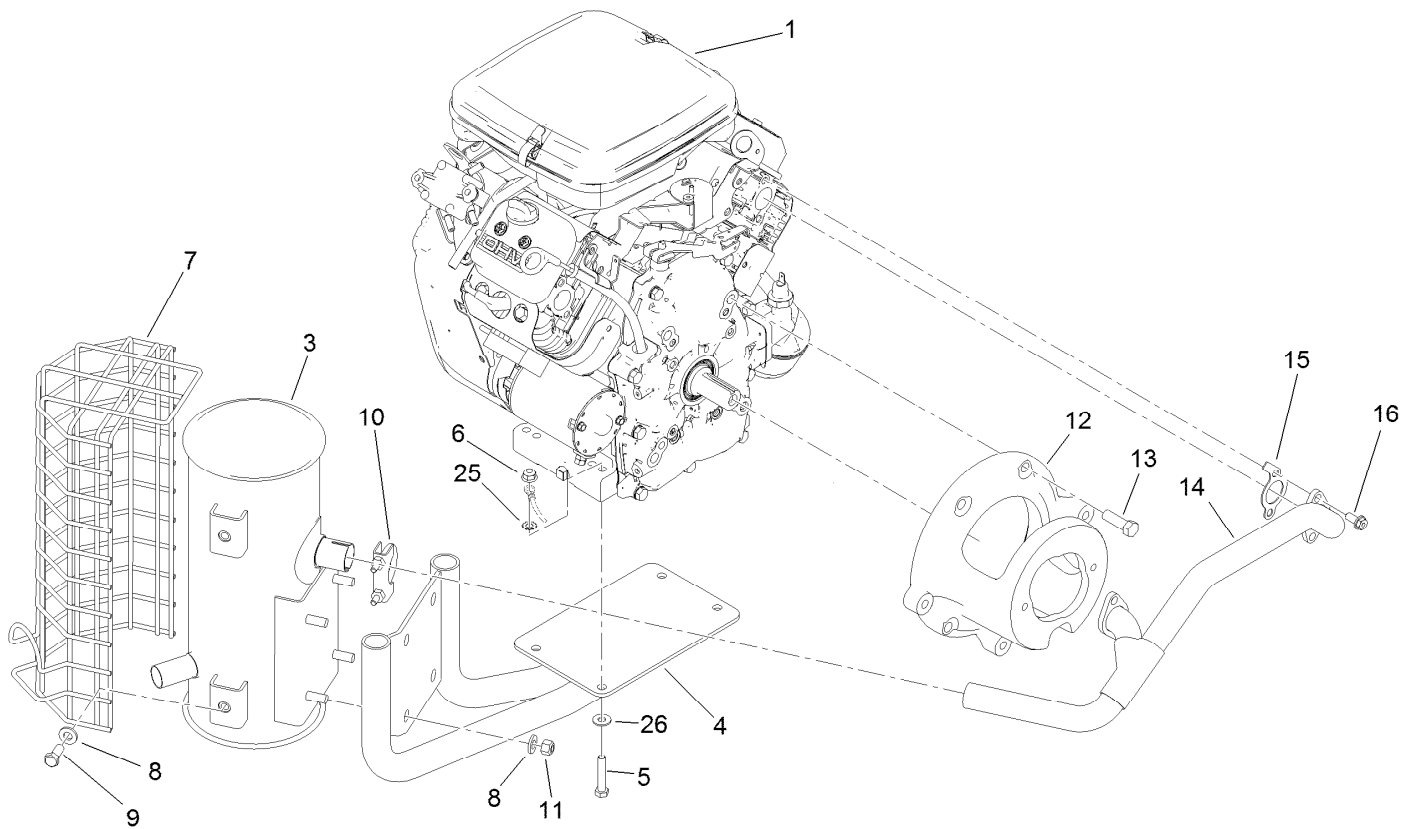
Ignition, Throttle and Choke Control Assembly

<i>Ref.</i>	<i>Part Number</i>	<i>Qty.</i>	<i>Description</i>	<i>Ref.</i>	<i>Part Number</i>	<i>Qty.</i>	<i>Description</i>
1	119-1652	1	Throttle ASM	7	121-5171	1	Decal-Console
3	3290-321	2	Screw-HWH	9	99-7420	1	Plug-Hole
4	3296-12	2	Nut-Lock, NI	13	119-1651	1	Control-Choke
5	131-2046	1	Decal-Light, Console	13:1	3220-3	1	Nut-HJ
6	121-5159	1	Ignition Switch ASM	17	120-9751	1	Knob-Oval, Black
6:2	121-5160	1	Nut-Hex	18	120-6310	1	LCD Display ASM
6:3	121-5161	1	Nut-Face	18:1	120-4630	1	Nut-Display
6:4	121-5162	1	Ignition Key Set	18:2	120-6311	1	Decal-Display



Console Cable Routing Assembly

<i>Ref.</i>	<i>Part Number</i>	<i>Qty.</i>	<i>Description</i>
4	92-6064	1	Clamp-R
5	3290-379	4	Tie-Cable

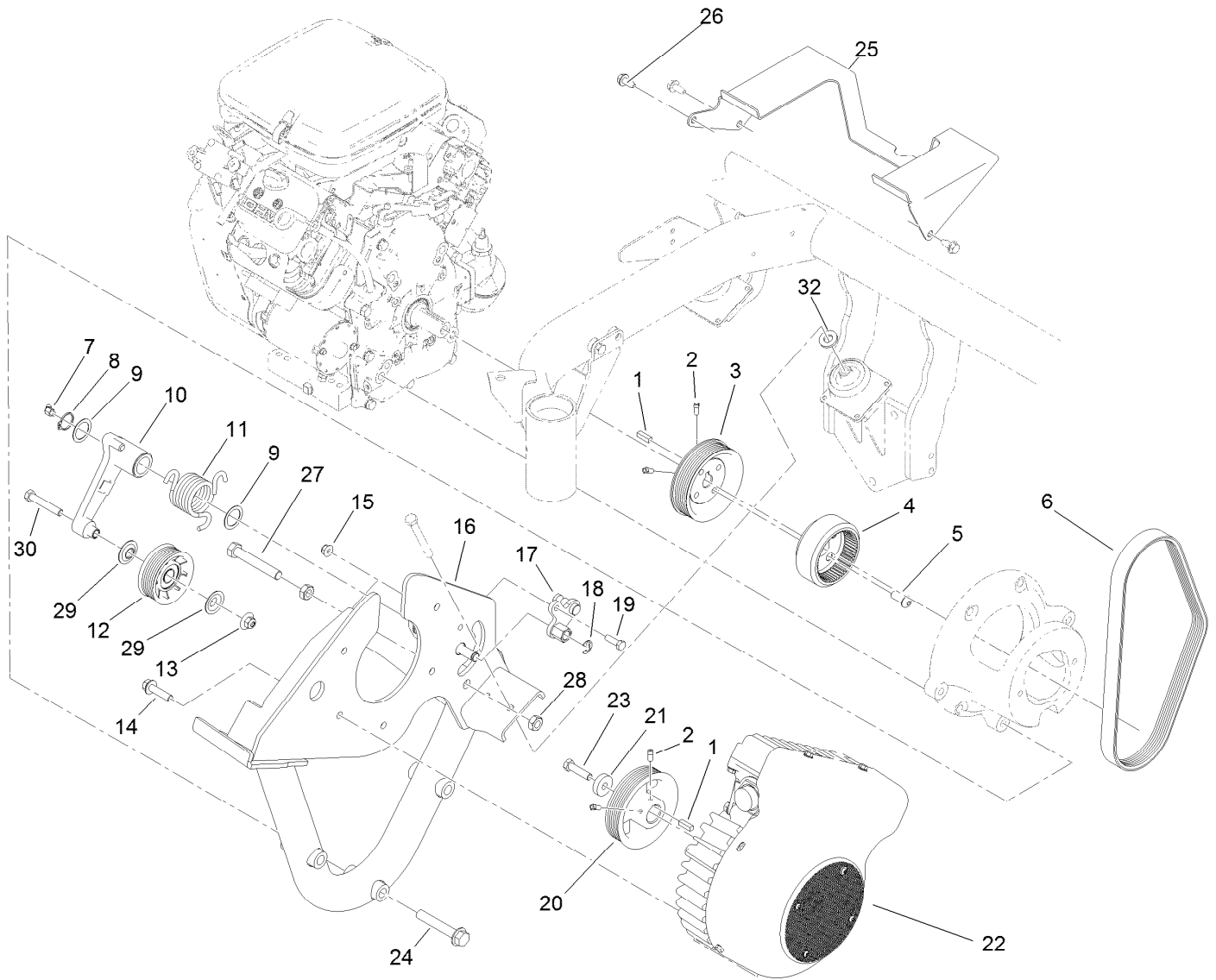


Engine and Exhaust Assembly

Ref.	Part Number	Qty.	Description	Ref.	Part Number	Qty.	Description
1	121-6662	1	Engine-Briggs&stratton, 385447-0208 ■	10	2112-11	1	Clamp-Muffler
1:1	107-7817	1	Filter-Oil, Engine ●	11	32152-2	4	Nut-Lock, Cone
3	110-4001	1	Muffler	12	117-4363-03	1	Mount-Pump
4	117-4364-03	1	Mount-Muffler	13	324-32	4	Screw-HH
5	322-10	4	Screw-HH	14	117-4379	1	Exhaust Manifold ASM
6	104-8300	4	Nut-HF, NI	15	115-8154	2	Gasket-Manifold, Exhaust
7	112-0291	1	Shield-Muffler	16	94-5300	4	Screw-HHF
8	100-4852	8	Washer-Hardened	25	3255-8	1	Washer-Lock
9	323-5	4	Screw-HH	26	87-8640	4	Washer-Flat

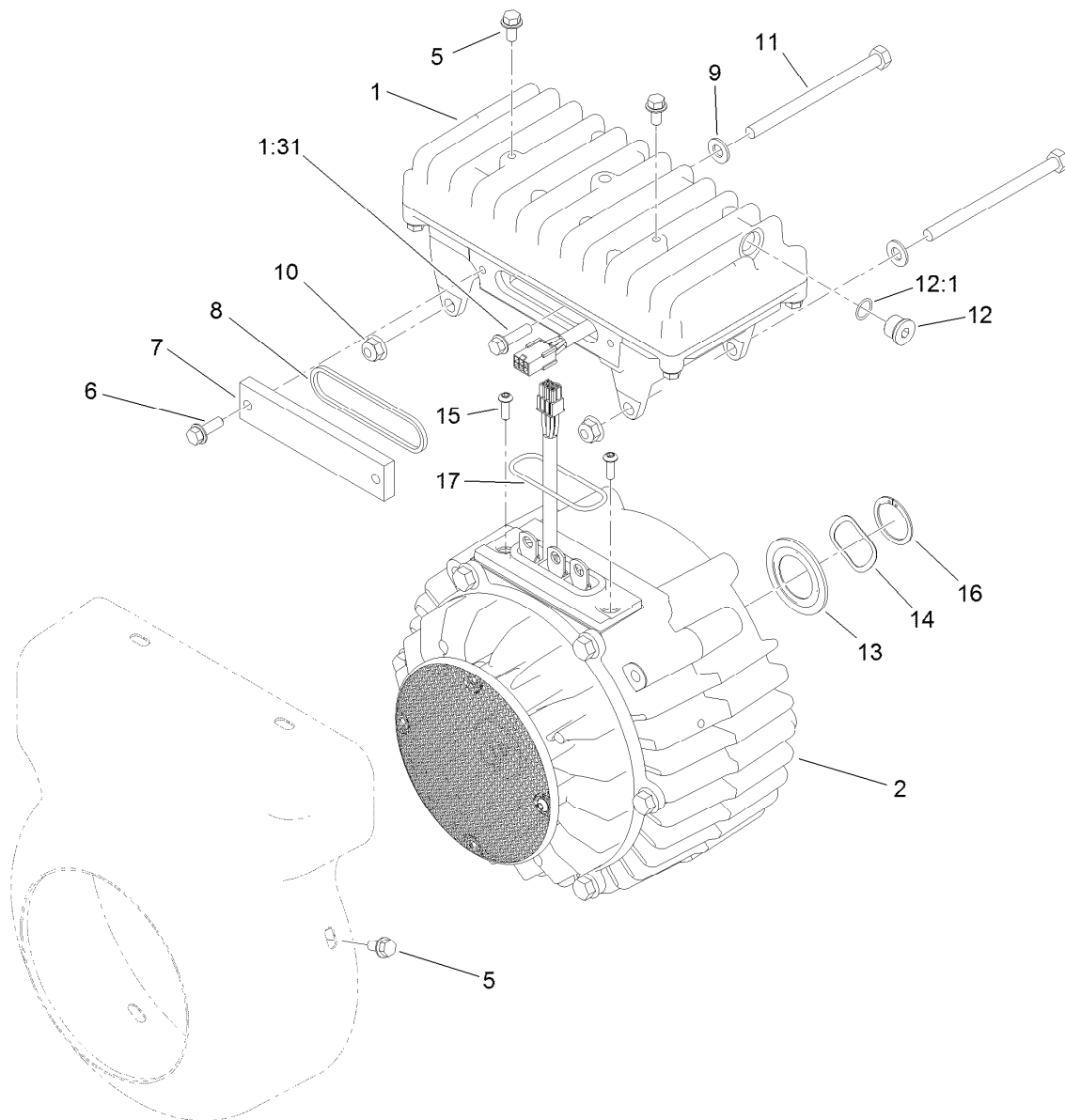
● Not illustrated

■ Obtain parts from www.briggsandstratton.com



Generator and Engine Frame Assembly

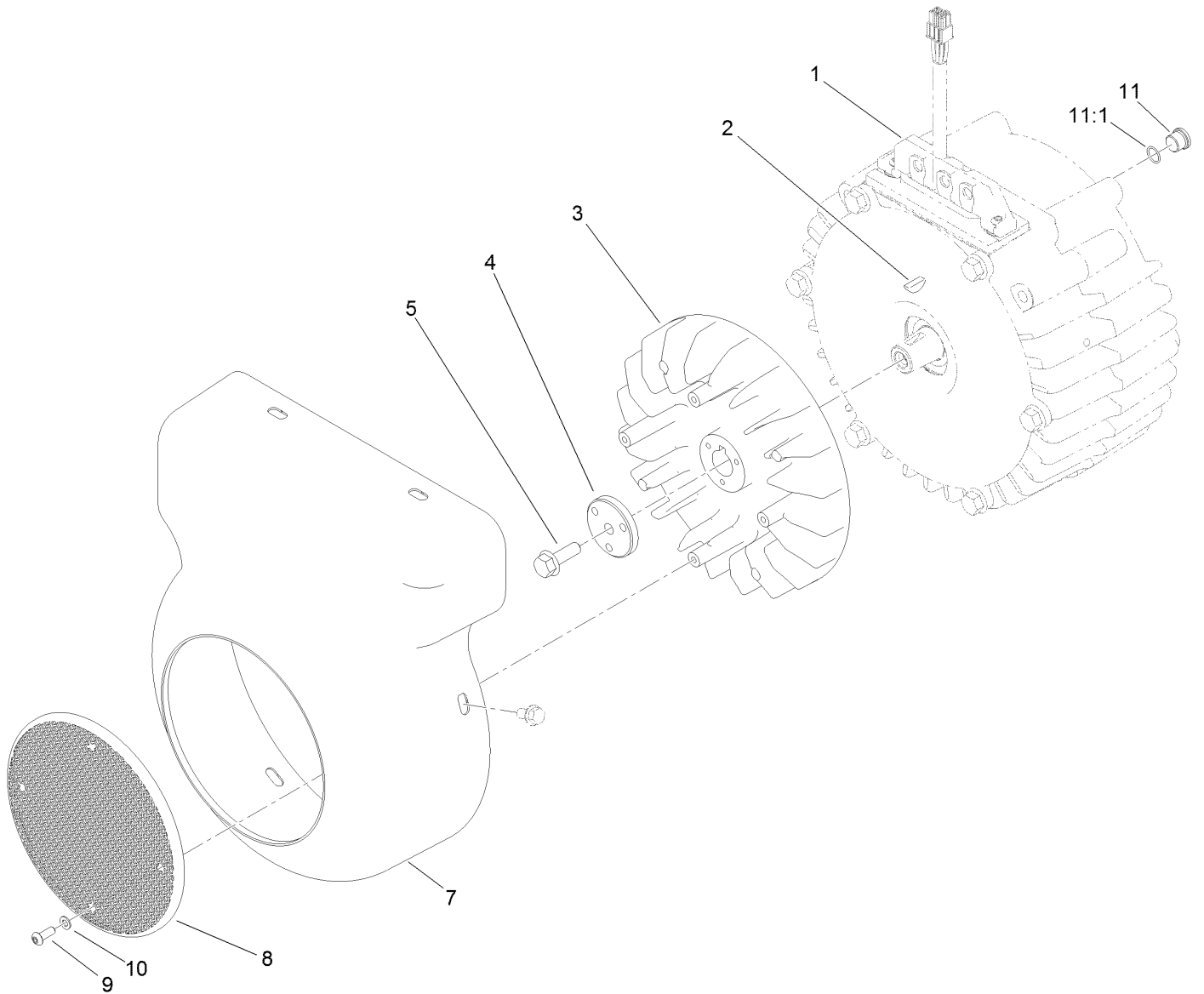
<i>Ref.</i>	<i>Part Number</i>	<i>Qty.</i>	<i>Description</i>	<i>Ref.</i>	<i>Part Number</i>	<i>Qty.</i>	<i>Description</i>
1	10-7070	2	Key-Square	17	117-9289	1	Spring Adjust ASM
2	3241-7	4	Screw-SQH	18	32120-47	1	Ring-Retaining, External
3	117-4449	1	Pulley-Engine	19	322-5	1	Screw-HH
4	119-4484	1	Coupling	20	115-9806	1	Pulley-Generator
5	119-8195	4	Screw-HSBH	21	117-3657	1	Spacer
6	117-4406	1	Belt-V	22	117-8185	1	Generator/Controller ASM
7	302-11	1	Fitting-Lube, 45 DEG	23	3211-6	1	Screw-HH
8	32151-36	1	Ring-Retaining	24	3234-40	3	Screw-HF
9	74-1810	2	Washer	25	115-8197-03	1	Shield-Belt
10	117-9292	1	Idler Bracket ASM	26	32104-32	1	Screw-HWH
11	117-9282	1	Spring-Torsion	27	325-13	1	Screw-HH
12	120-5766	1	Pulley ASM	28	3218-5	2	Nut-Jam
13	109-6658	1	Nut-Flange, NI	29	120-5757	2	Washer-Flange
14	114-4681	5	Screw-HHF	30	323-11	1	Screw-HH
15	104-8300	1	Nut-HF, NI	32	100-4852	1	Washer-Hardened
16	117-4423-03	1	Frame-Engine				



Generator/Controller Assembly No. 117-8185

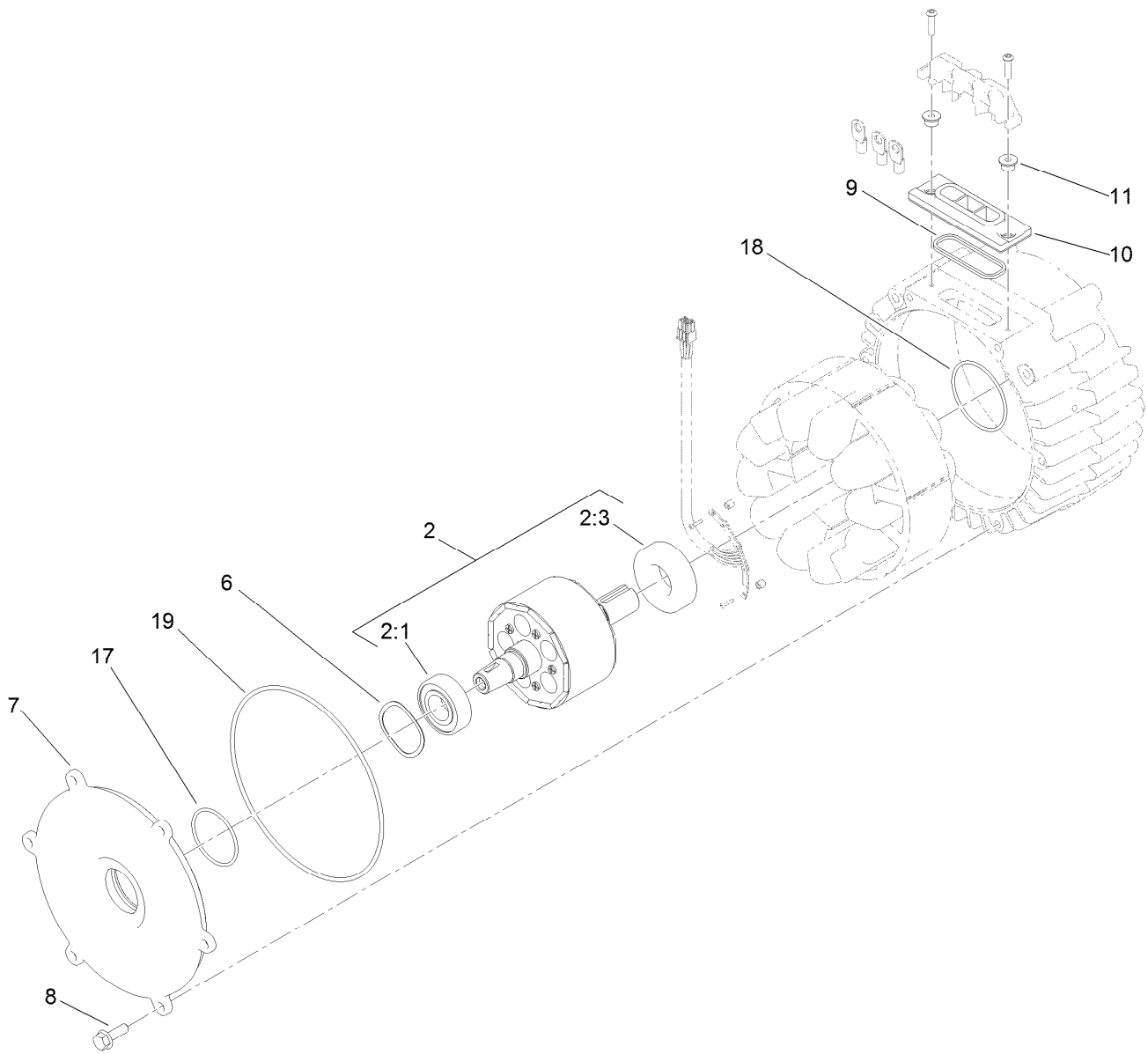
<i>Ref.</i>	<i>Part Number</i>	<i>Qty.</i>	<i>Description</i>
1	117-8181	1	Controller ASM
1:31	120-4654	3	Screw-HHF
2	117-8182	1	Generator ASM
5	119-1065	6	Screw-HWH
6	119-1138	2	Screw-HWH
7	120-4511	1	Cover-Access
8	120-4513	1	Gasket-Cover, Access
9	3256-23	2	Washer-Plain
10	104-8300	2	Nut-HF, NI

<i>Ref.</i>	<i>Part Number</i>	<i>Qty.</i>	<i>Description</i>
11	322-38	2	Screw-HH
12	353-989	1	Plug-Hex, Hollow
12:1	237-42	1	O-Ring
13	115-3299	1	Seal-Flocked
14	117-8147	1	Washer-Wave
15	119-7568	2	Screw-HSBH
16	121-7130	1	Ring-Retaining, EXT
17	117-8176	1	O-Ring



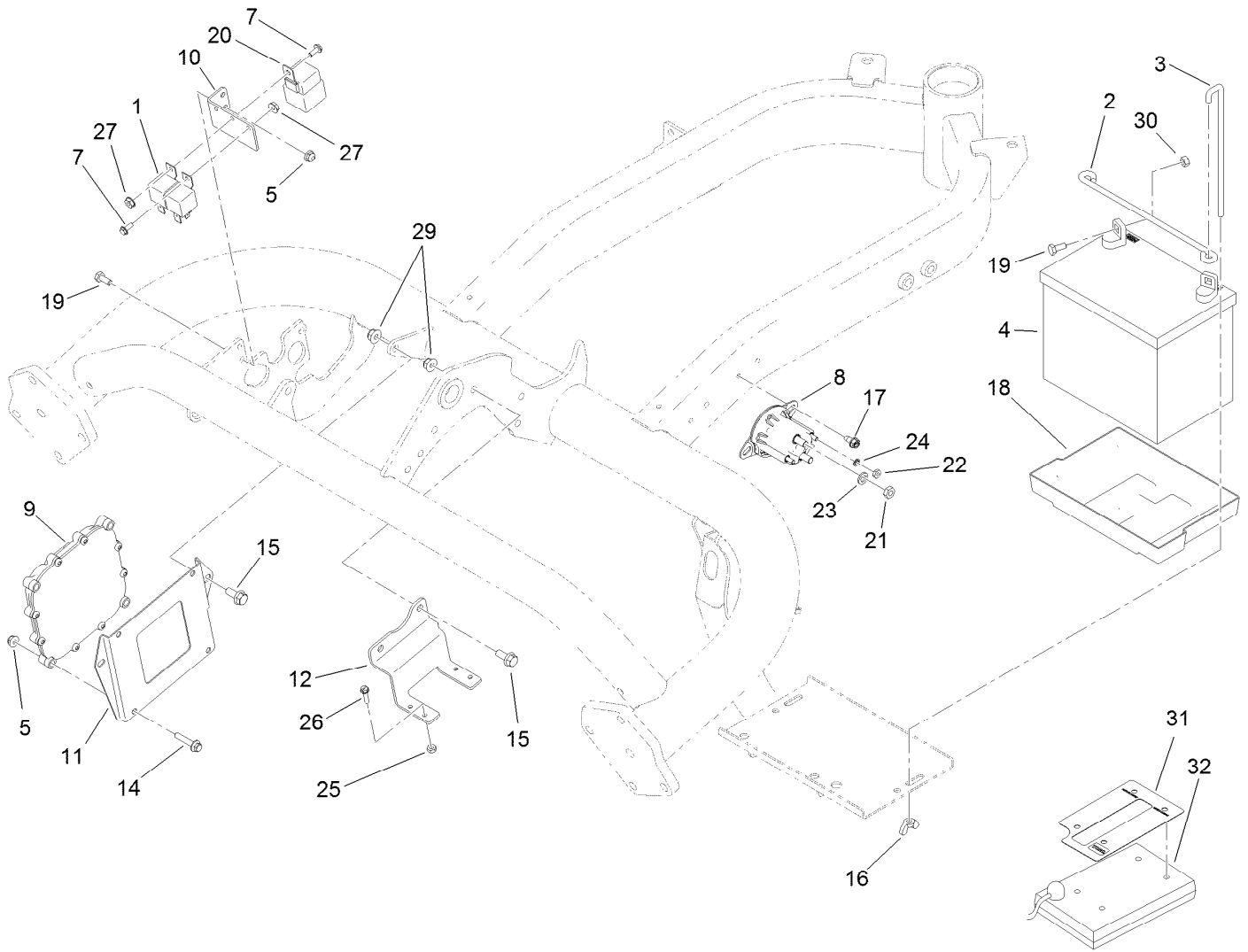
Generator Assembly No. 117-8182

Ref.	Part Number	Qty.	Description
1	119-1069	1	Generator Service ASM
2	112-5193	1	Key-Woodruff
3	117-8184	1	Fan-Generator
4	112-9604	1	Collar
5	33104-025	1	Screw-HHF
7	121-7082	1	Cover-Generator
8	120-4582	1	Screen-Fan
9	120-4564	4	Screw-Bhcs
10	120-4563	4	Washer-Flat
11	353-989	1	Plug-Hex, Hollow
11:1	237-42	1	O-Ring



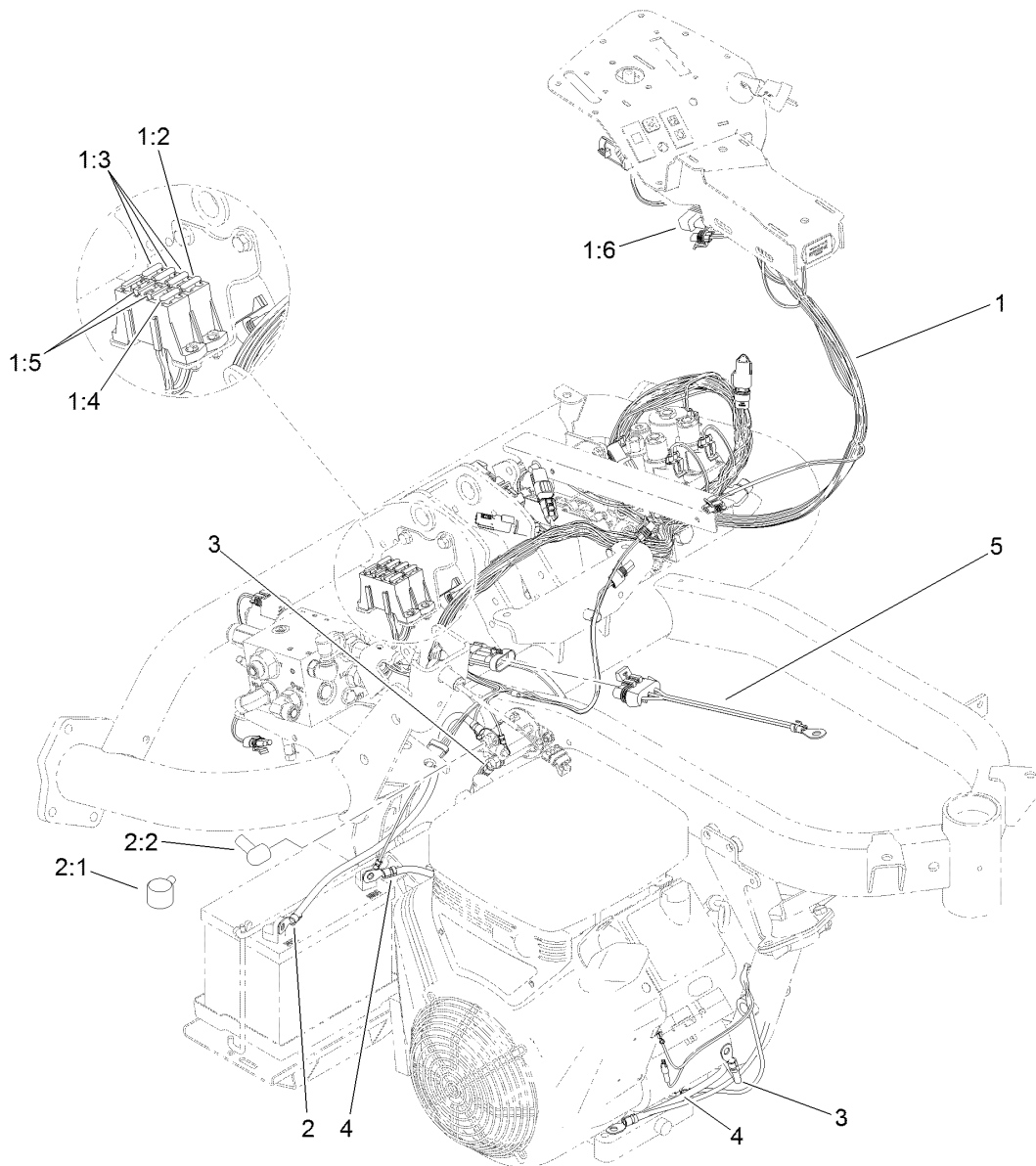
Generator Service Assembly No. 119-1069

<i>Ref.</i>	<i>Part Number</i>	<i>Qty.</i>	<i>Description</i>
2	119-7565	1	Rotor ASM
2:1	120-4621	1	Bearing
2:3	120-4622	1	Bearing
6	117-8148	1	Washer-Wave
7	117-4514	1	Cover-Generator
8	33104-025	6	Screw-HHF
9	120-4518	1	Gasket-Isolator
10	112-5155	1	Isolator-Thermal
11	117-4501	2	Spacer-Shoulder
17	107-3244	1	O-Ring
18	117-8177	1	O-Ring
19	112-5199	1	O-Ring



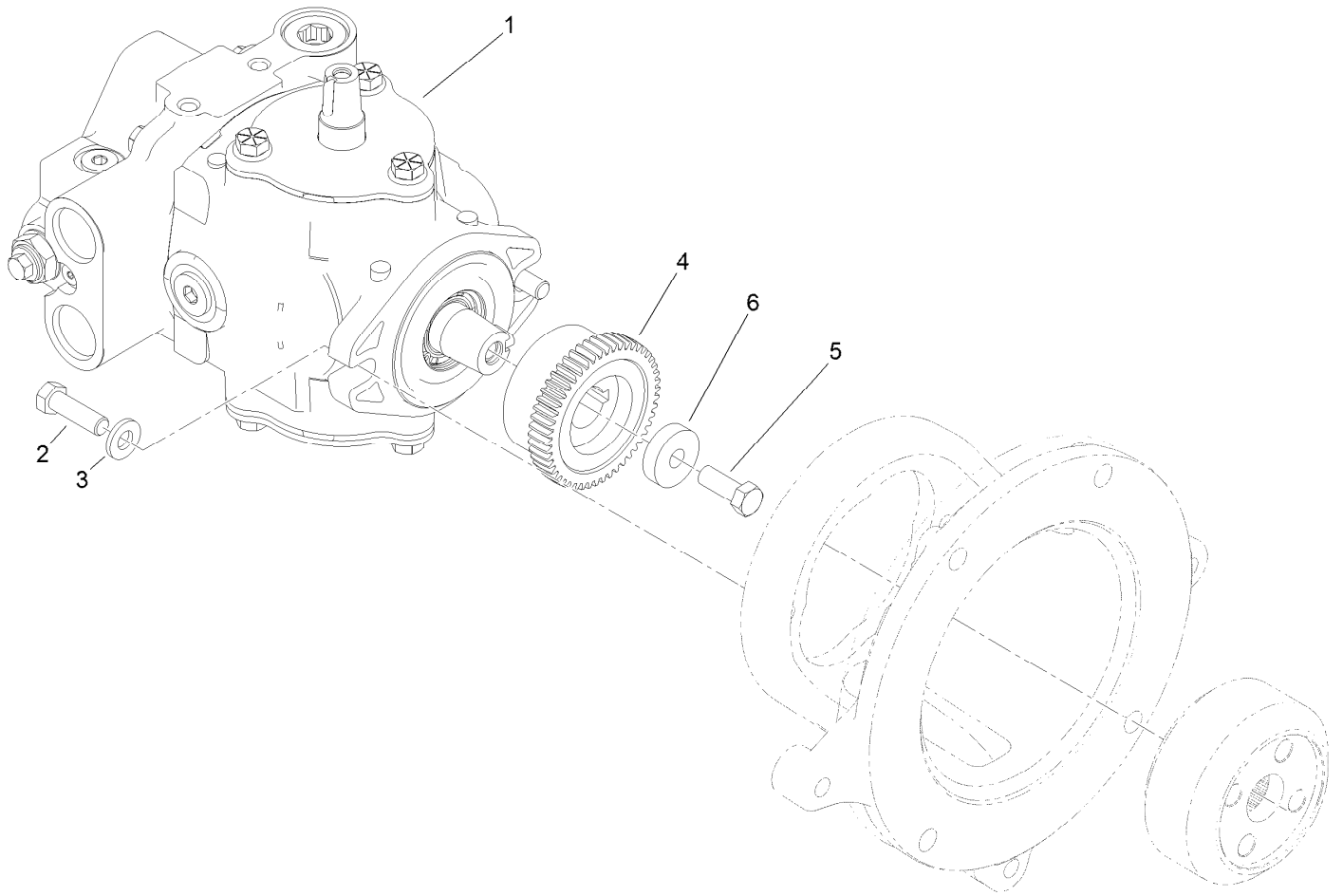
Battery Assembly

<i>Ref.</i>	<i>Part Number</i>	<i>Qty.</i>	<i>Description</i>	<i>Ref.</i>	<i>Part Number</i>	<i>Qty.</i>	<i>Description</i>
1	99-7435	2	Relay-Power	18	106948	1	Tray-Battery
2	100-6434	1	Rod-Hold Down, Battery	19	321-3	2	Screw-HH
3	100-6435	2	Post-Battery	20	99-7430	1	Relay
4	104-8162	1	Battery-Dry	21	3220-2	2	Nut-Jam
5	104-7201	6	Nut-HF	22	3219-14	2	Nut-Hex
7	112-6349	2	Screw-HWH	23	3253-4	2	Washer-Lock
8	114-3315	1	Solenoid	24	3254-1	2	Washer-Lock, Int
9	115-1900	1	Controller	25	3296-2	4	Nut-Lock, NI
10	119-2097-01	1	Bracket-Relay	26	32105-13	4	Screw-HWH
11	119-2099-01	1	Plate-Mounting, Controller	27	32149-8	2	Nut-Keps
12	119-2119-01	1	Bracket-Block, Fuse	29	104-8300	4	Nut-HF, NI
14	3234-21	4	Screw-HHF	30	3217-5	2	Nut-Hex
15	3234-47	4	Screw-HHF	31	115-8227	1	Decal-Controller
16	32103-22	2	Nut-Wing	32	85-4750	1	Box-Display, Diagnostic
17	32104-17	2	Screw-HWH				



Wire Harness Assembly

Ref.	Part Number	Qty.	Description
1	120-3993	1	Harness-Wire
1:2	94-6710	1	Fuse-2 Amp
1:3	114241	3	Fuse-Blade, 7.5 Amp
1:4	218-578	1	Fuse-Blade, 10 Amp
1:5	109355	2	Fuse-Blade, 15 Amp
1:6	104-4022	1	Resistor-75 Ohm
2	109-7653	1	Positive Battery Cable ASM
2:1	109-2407	1	Insulator-Battery
2:2	1-543393	1	Insulator-Solenoid
3	119-1781	1	Cable-Battery, Positive
4	114-9748	1	Cable-Battery, Negative
5	99-3441	1	Harness-Wire, Fusible Link



Pump Coupling Assembly

<i>Ref.</i>	<i>Part Number</i>	<i>Qty.</i>	<i>Description</i>
1	121-9558	1	HYD Pump ASM
2	323-7	2	Screw-HH
3	100-4852	2	Washer-Hardened
4	119-4418	1	Coupling
5	3211-4	1	Screw-HH
6	117-3657	1	Spacer

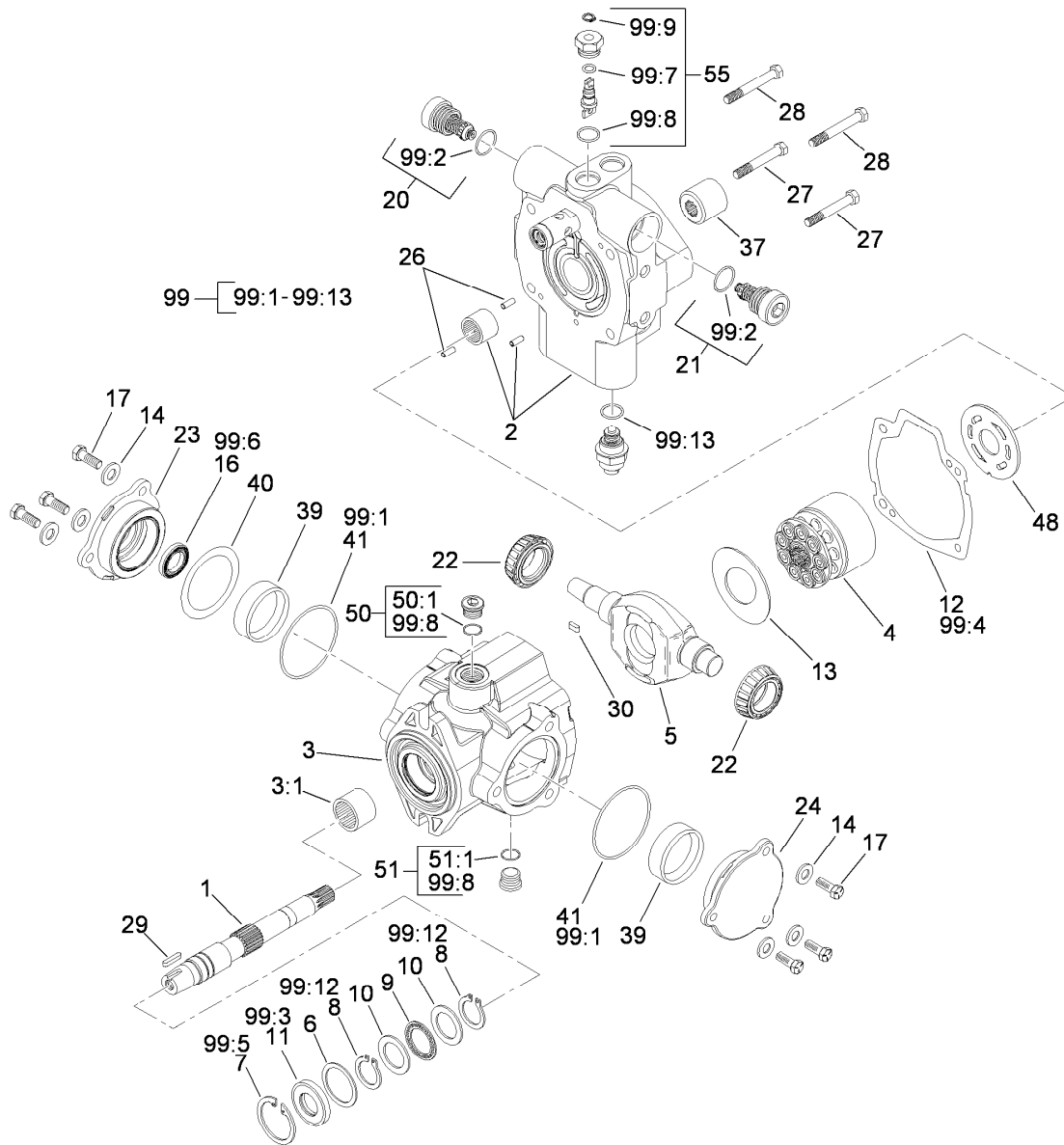


Hydraulic Pump Assembly No. 121-9558

Ref.	Part Number	Qty.	Description	Ref.	Part Number	Qty.	Description
1	119-7148	1	Shaft-Drive, Tapered	21	120-1989	1	Relief Valve ASM
2	121-9574	1	Endcover ASM	22	98-4639	2	Bearing-Cone
3	100-3176	1	Housing ASM	23	98-4645	1	Plate-Cover
3:1	94-6363	1	Bearing	24	98-4644	1	Plate-Cover
4	76-6070	1	Rotating Kit	26	76-6150	2	Pin-Dowel
5	104-4888	1	Swashplate	27	76-6160	2	Capscrew
6	33-3720	1	Washer	28	76-6170	2	Capscrew
7	32151-13	1	Ring-Retaining	29	120-5751	1	Key
8	32151-29	2	Ring-Retaining	30	94-3646	1	Key
9	252-66	1	Bearing-Thrust	37	74-9040	1	Coupler
10	252-71	2	Washer-Thrust	39	104-4046	2	Bearing-Cup
11	104-4861	1	Seal-Shaft	40	100-3182	1	Shim Kit
12	33-4930	1	Gasket-Housing	41	100-3179	2	O-Ring
13	98-4635	1	Insert-Plate, Cam	48	100-3180	1	Plate-Valve
14	105-9762	6	Washer	50	74-9280	1	Plug ASM
16	76-6190	1	Seal-Shaft	50:1		1	O-Ring ■
17	98-4640	6	Screw-Cap	51	74-9280	1	Plug ASM
20	120-1989	1	Relief Valve ASM	51:1		1	O-Ring ■

● Not illustrated

■ Not serviced separately

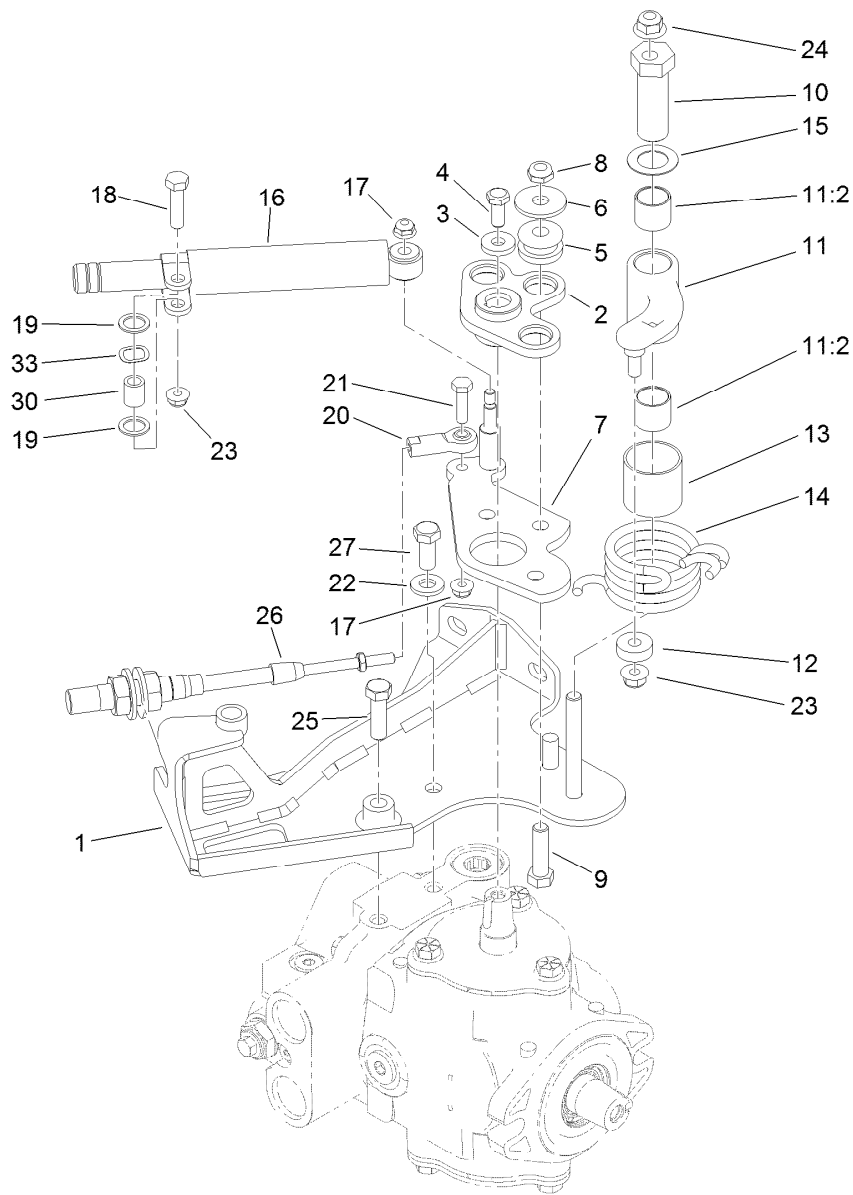


Hydraulic Pump Assembly No. 121-9558 (continued)

Ref.	Part Number	Qty.	Description	Ref.	Part Number	Qty.	Description
55	105-3811	1	Valve-Bypass	99:8	5	O-Ring ■	
99	120-5754	1	Seal Kit	99:9	1	Ring-Retaining ■	
99:1		2	O-Ring ■	99:10	1	O-Ring (Not Used For This Configuration) ●■	
99:2		2	O-Ring ■	99:11	1	O Ring-Molded (Not Used For This Configuration) ●■	
99:3		1	Seal-Shaft ■	99:12	2	Ring-Retaining ■	
99:4		1	Gasket ■	99:13	1	O-Ring ■	
99:5		1	Ring-Retaining ■				
99:6		1	Seal-Shaft ■				
99:7		1	O-Ring ■				

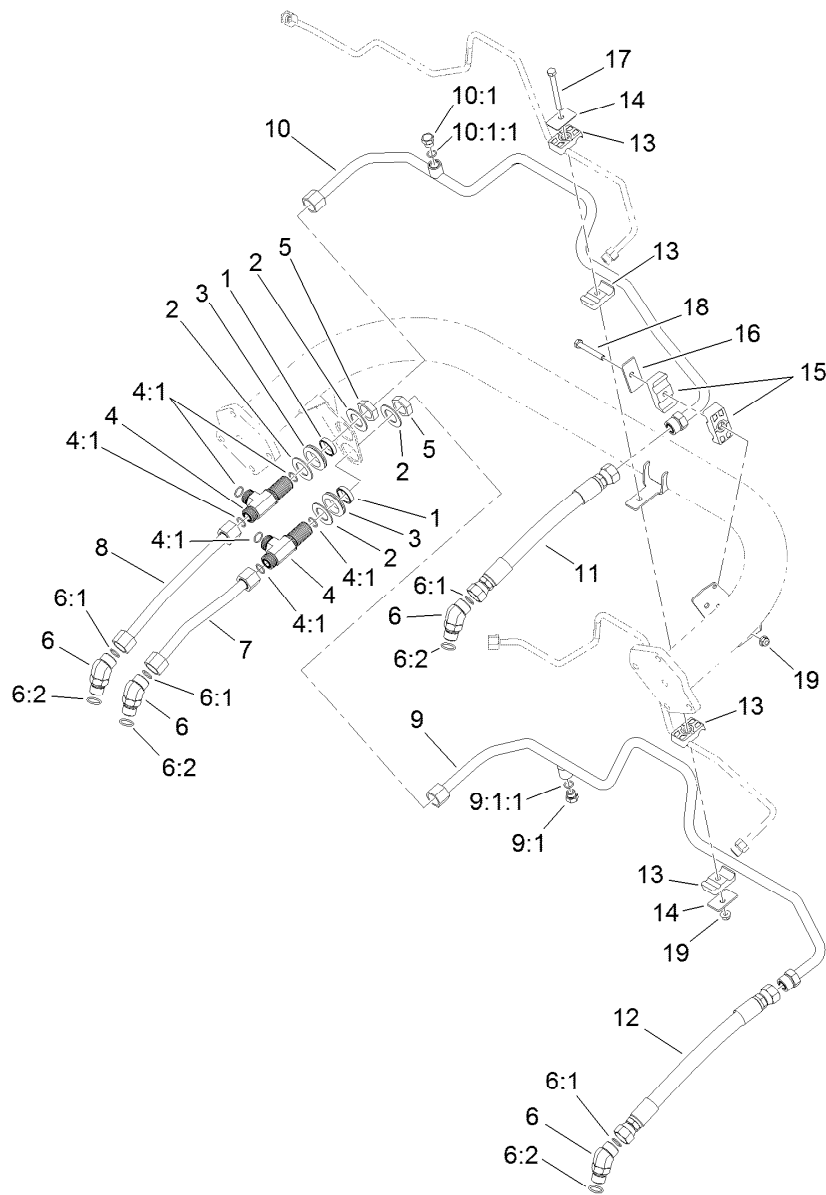
● Not illustrated

■ Not serviced separately



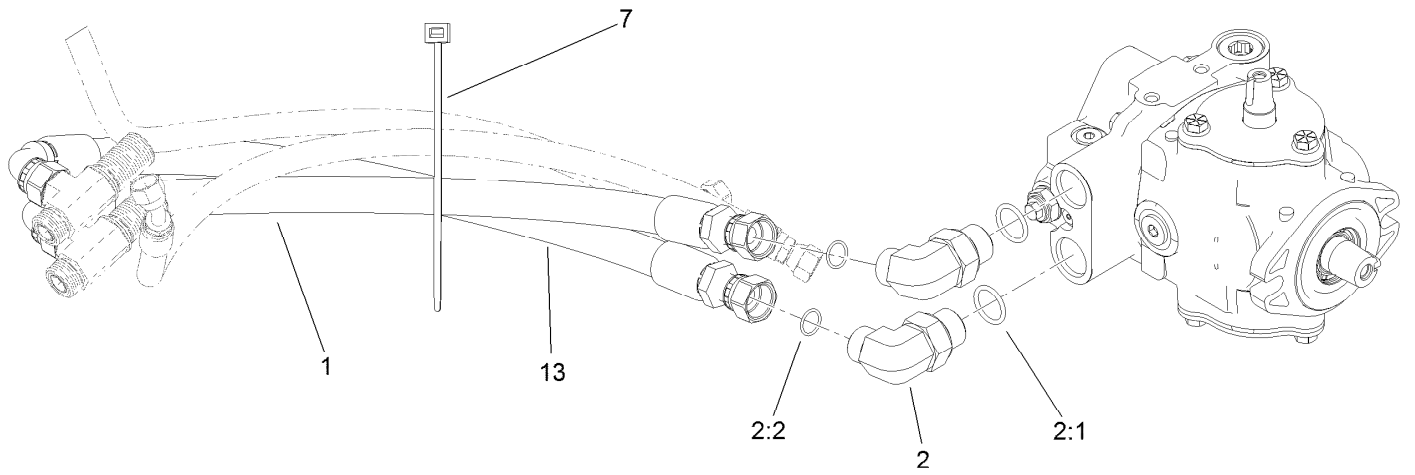
Neutral Centering Assembly

<i>Ref.</i>	<i>Part Number</i>	<i>Qty.</i>	<i>Description</i>	<i>Ref.</i>	<i>Part Number</i>	<i>Qty.</i>	<i>Description</i>
1	120-2017	1	Support-Cable	15	119-8199	1	Washer-Nylon
2	117-4466	1	Plate ASM	16	76-8870	1	Damper-Lever
3	88-7200	1	Washer-Flat	17	104-7201	2	Nut-HF
4	3235-6	1	Screw-HH	18	322-6	1	Screw-HH
5	63-9750	3	Mount	19	94-8196	2	Washer-Nylon
6	93-8806	3	Washer-Hardened	20	2411-41	1	Rod End-Ball Joint
7	117-9061	1	Lever-Pump	21	321-6	1	Screw-HH
8	3296-59	3	Nut-Lock, NI	22	100-4852	1	Washer-Hardened
9	323-29	3	Screw-HH	23	104-8300	2	Nut-HF, NI
10	117-9046	1	Stud-Eccentric	24	104-8301	1	Nut-HF, NI
11	117-9053	1	Neutral Arm ASM	25	323-7	1	Screw-HH
11:2	94-9609	2	Bushing-Straight	26	119-1735	1	Cable-Control, Traction
12	251-259	1	Bearing-Ball	27	323-5	1	Screw-HH
13	115-8158	1	Spacer-Spring	30	94-8197	1	Tube-Pivot
14	117-9047	1	Spring-Torsion	33	108473	1	Washer-Wave



Traction Drive Hydraulic Line Assembly

<i>Ref.</i>	<i>Part Number</i>	<i>Qty.</i>	<i>Description</i>	<i>Ref.</i>	<i>Part Number</i>	<i>Qty.</i>	<i>Description</i>
1	125-1984	2	Spacer	9:1:1	237-42	1	O-Ring
2	69-9010	4	Washer	10	119-2064	1	HYD Tube ASM
3	240-3	2	Grommet-Rubber	10:1	353-508	1	Plug-HH
4	94-5350	2	Tee-Bulkhead	10:1:1	237-42	1	O-Ring
4:1	237-65	3	O-Ring	11	115-9484	1	HYD Hose ASM
5	340-74	2	Nut-Lock, Bulkhead	12	115-9485	1	HYD Hose ASM
6	340-14	4	Fitting-HYD-45	13	56-7970	4	Clamp-Tube
6:1	237-65	1	O-Ring	14	69-9760	2	Coverplate
6:2	237-80	1	O-Ring	15	119-8173	2	Clamp-Tube
7	119-2057	1	HYD Tube ASM	16	69-9761	1	Plate-Cover
8	119-2058	1	HYD Tube ASM	17	322-20	1	Screw-HH
9	119-2063	1	HYD Tube ASM	18	322-12	1	Screw-HH
9:1	353-508	1	Plug-HH	19	104-8300	2	Nut-HF, NI



Traction Drive Hose Routing Assembly

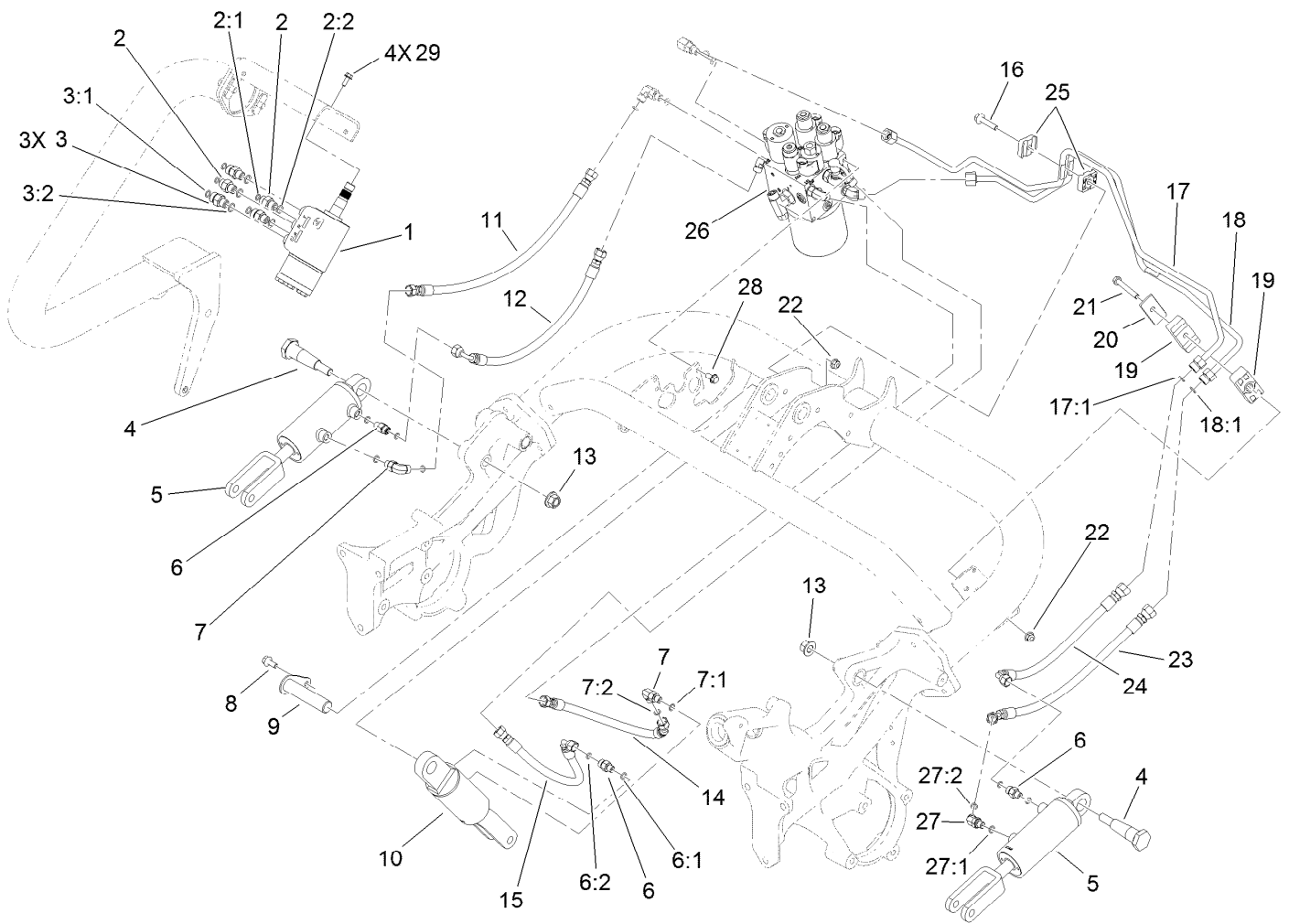
<i>Ref.</i>	<i>Part Number</i>	<i>Qty.</i>	<i>Description</i>
1	119-2060	1	HYD Hose ASM
2	340-139	2	Fitting-Elbow 90
2:1	237-81	1	O-Ring
2:2	237-65	1	O-Ring
7	3290-378	1	Tie-Cable
13	120-1988	1	HYD Hose ASM



Lift Circuit Assembly

Ref.	Part Number	Qty.	Description	Ref.	Part Number	Qty.	Description
1	114-4672	1	Steering Valve ASM	10	119-8128	1	No. 1 HYD Cylinder ASM
2	340-1	2	Fitting-Straight	11	119-2052	1	HYD Hose ASM
2:1	237-21	1	O-Ring	12	119-2053	1	HYD Hose ASM
2:2	237-42	1	O-Ring	13	99-5107	2	Nut-Lock
3	340-2	3	Fitting-Straight	14	119-2051	1	HYD Hose ASM
3:1	237-22	1	O-Ring	15	119-2050	1	HYD Hose ASM
3:2	237-42	1	O-Ring	16	115-1794	1	Screw-HHF
4	112-5709	2	Pin-Tapered	17	119-8126	1	HYD Tube ASM
5	119-8129	2	No. 2 And 3 HYD Cylinder ASM	17:1	237-22	1	O-Ring
6	340-92	3	Fitting-Straight	18	119-8127	1	HYD Tube ASM
6:1	237-78	1	O-Ring	18:1	237-22	1	O-Ring
6:2	237-21	1	O-Ring	19	120-3200	2	Clamp-Tube
7	340-132	2	Fitting-90 DEG	20	69-9761	1	Plate-Cover
7:1	237-78	1	O-Ring	21	322-12	1	Screw-HH
7:2	237-21	1	O-Ring	22	104-8300	3	Nut-HF, NI
8	3234-47	1	Screw-HHF	23	119-2066	1	HYD Hose ASM
9	119-8104	1	Pin ASM	24	119-2065	1	Hose-HYD
				25	56-7973	2	Clamp-Tube

● Not serviced separately

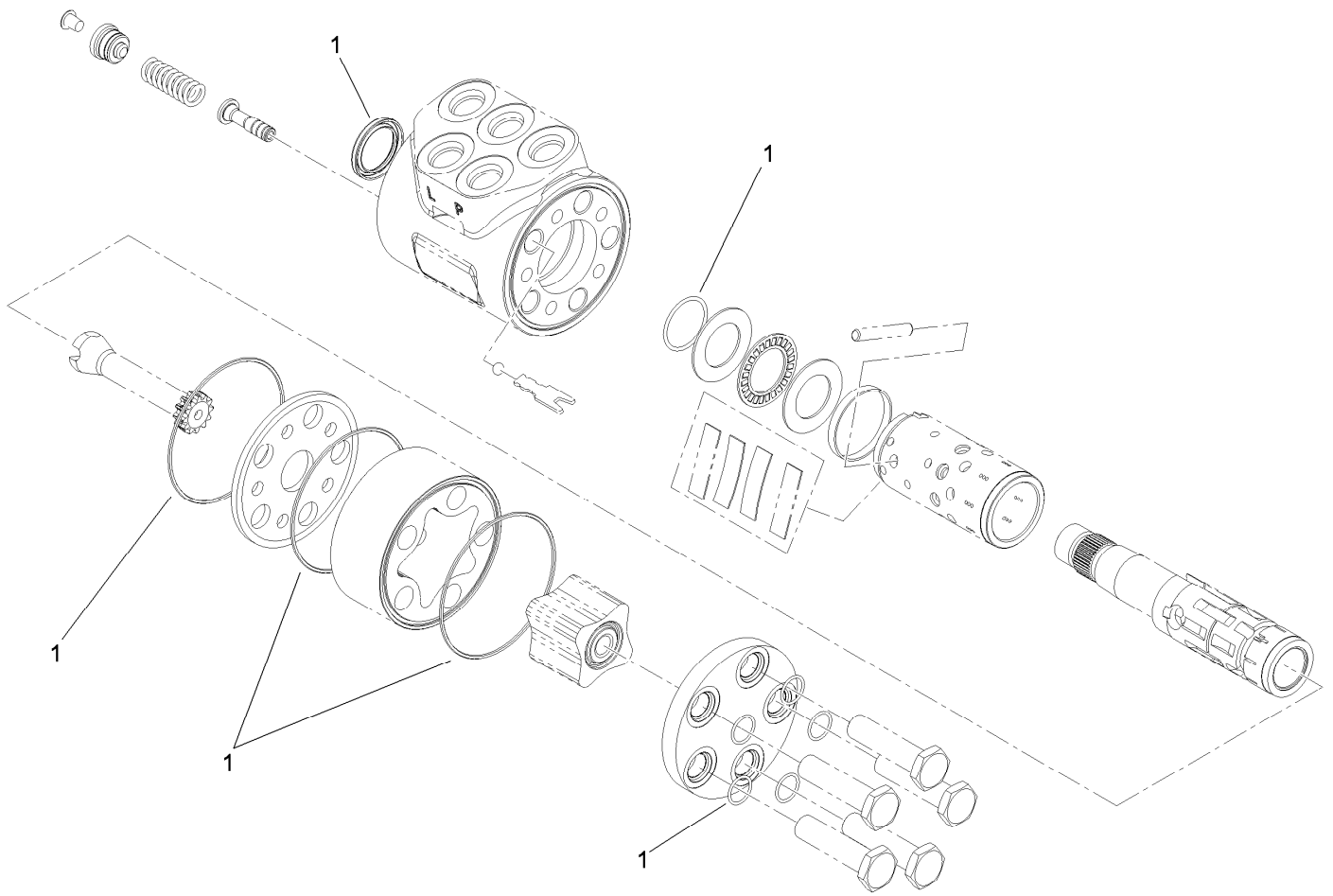


Lift Circuit Assembly (continued)

Ref.	Part Number	Qty.	Description
26		1	Hydraulic Lift Manifold ASM ●
27	340-103	1	Fitting-HYD, 45 DEG
27:1	237-78	1	O-Ring

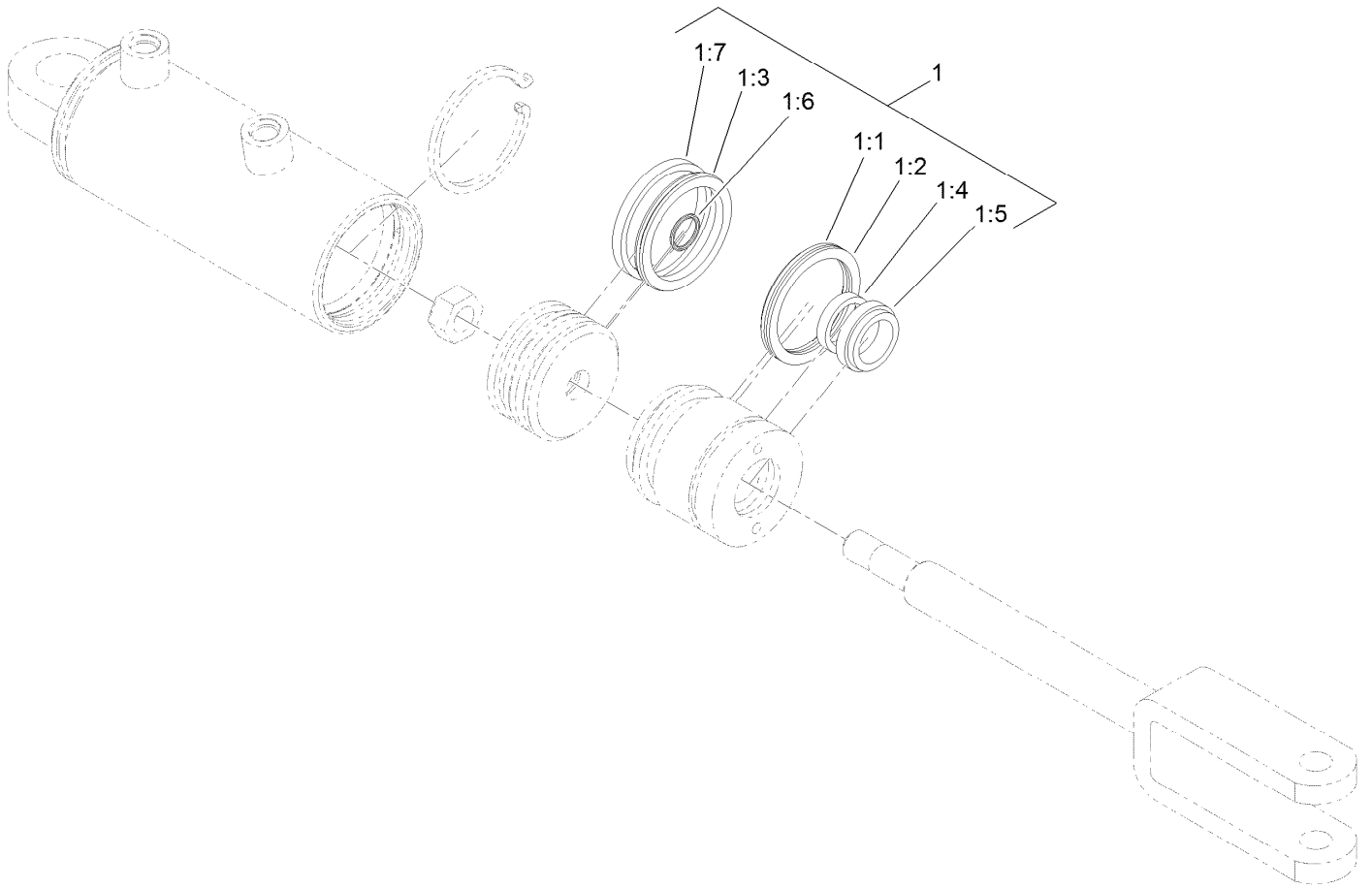
Ref.	Part Number	Qty.	Description
27:2	237-21	1	O-Ring
28	3234-7	2	Screw-HHF
29	33103-016	4	Screw-HHF

● Not serviced separately



Steering Valve Assembly No. 114-4672

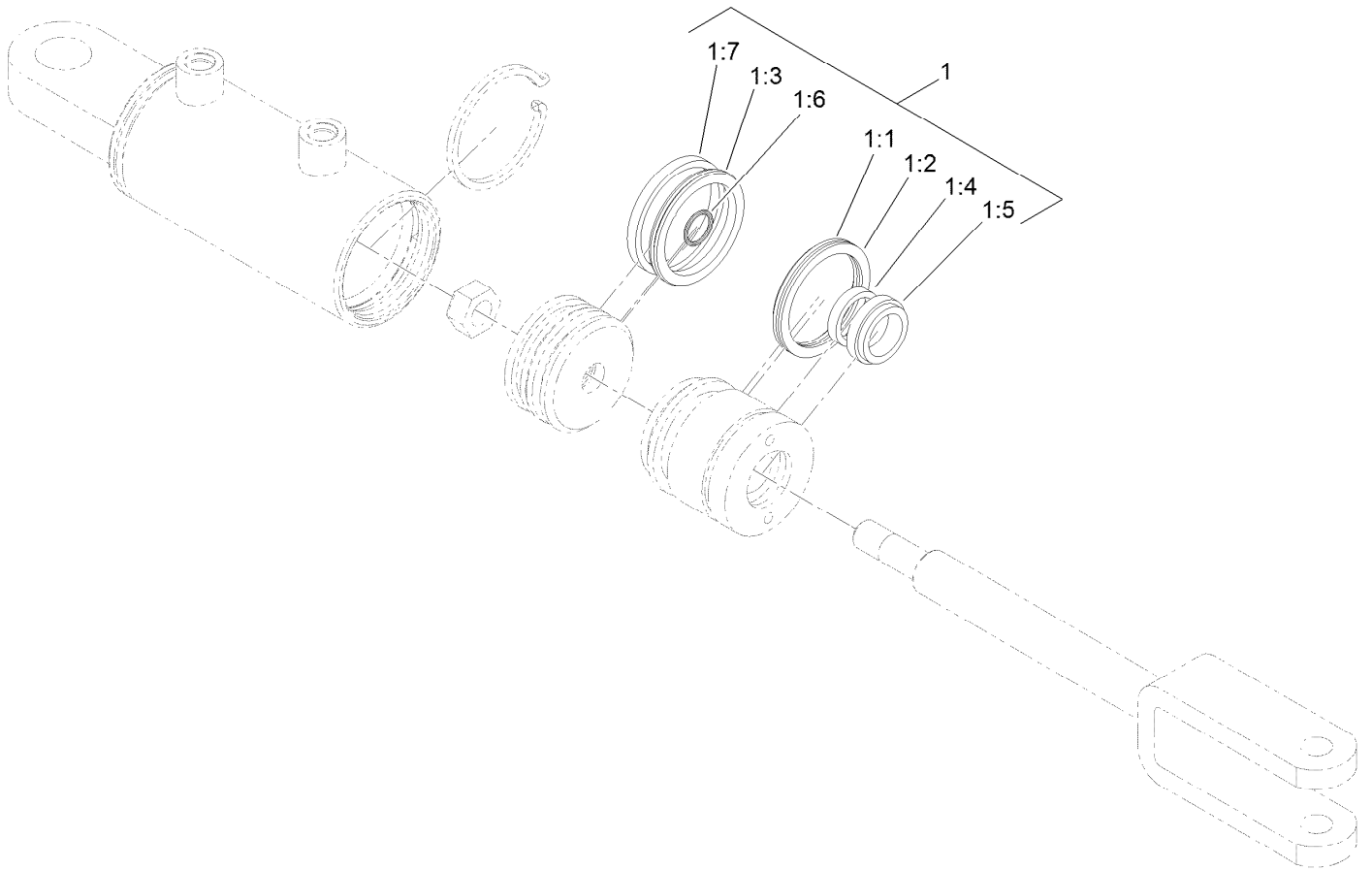
<i>Ref.</i>	<i>Part Number</i>	<i>Qty.</i>	<i>Description</i>
1	106-6716	1	Seal Kit



Hydraulic Cylinder Assembly No. 119-8129

<i>Ref.</i>	<i>Part Number</i>	<i>Qty.</i>	<i>Description</i>
1	115-3410	1	Seal Kit
1:1		1	O-Ring ●
1:2		1	Backup ●
1:3		1	Bp Seal ●
1:4		1	Bs Seal ●
1:5		1	Seal-Dust ●
1:6		1	O-Ring ●
1:7		1	Ring-Wear ●

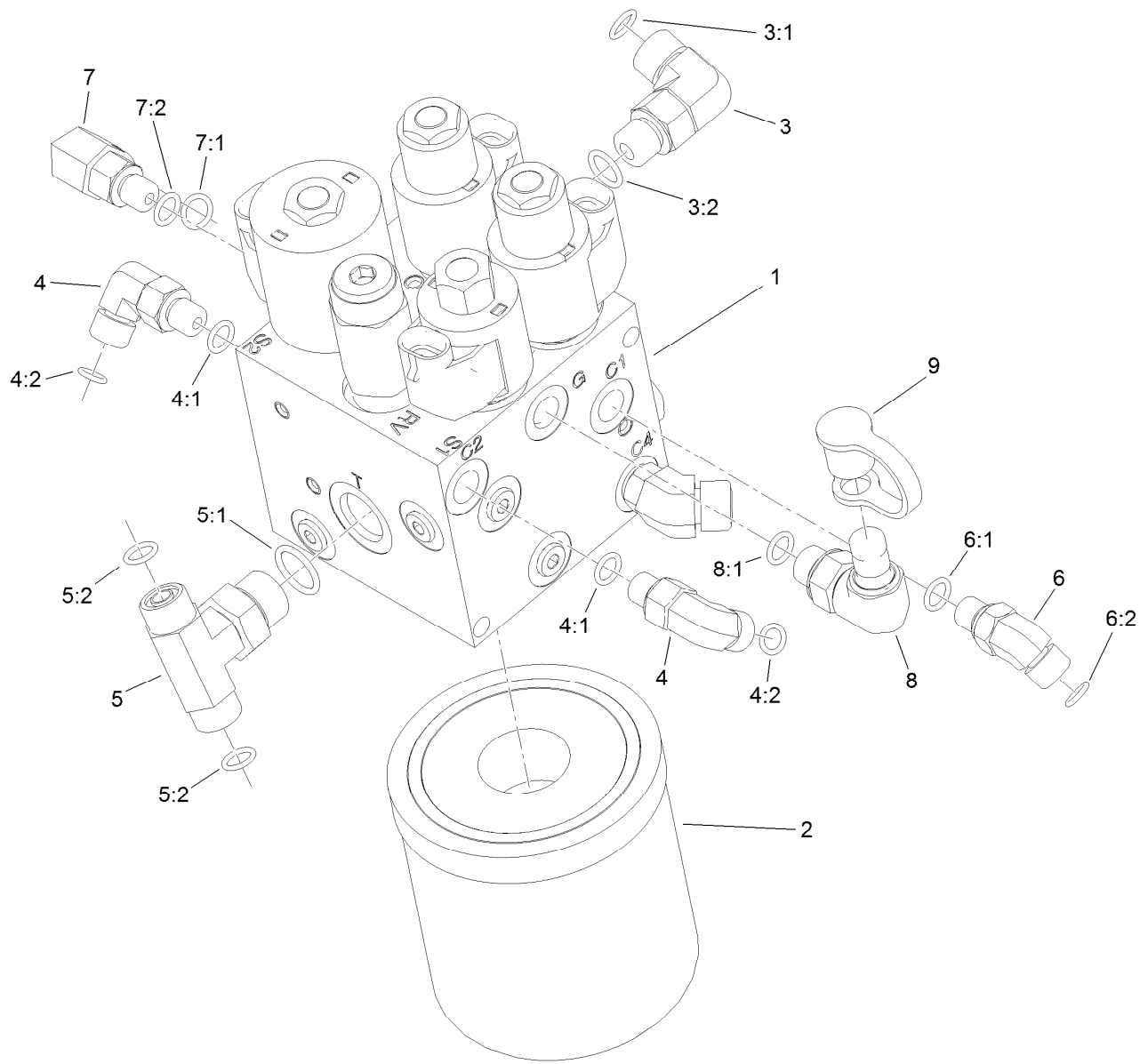
● Not serviced separately



Hydraulic Cylinder Assembly No. 119-8128

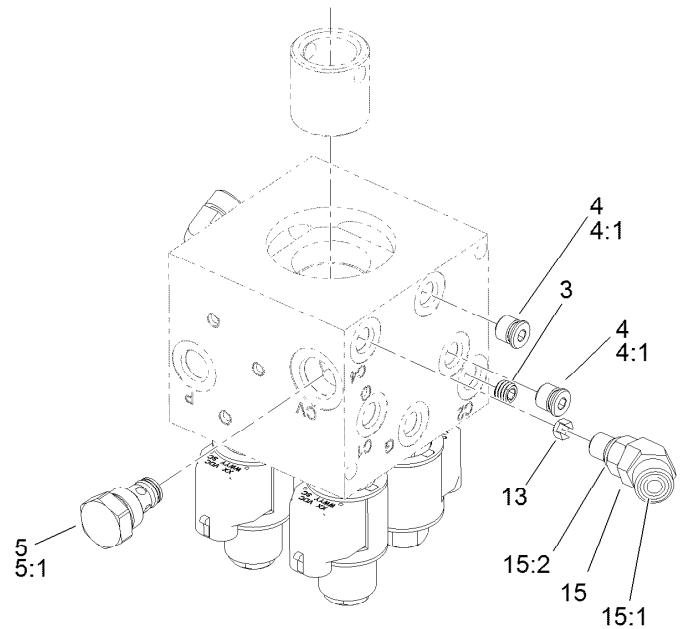
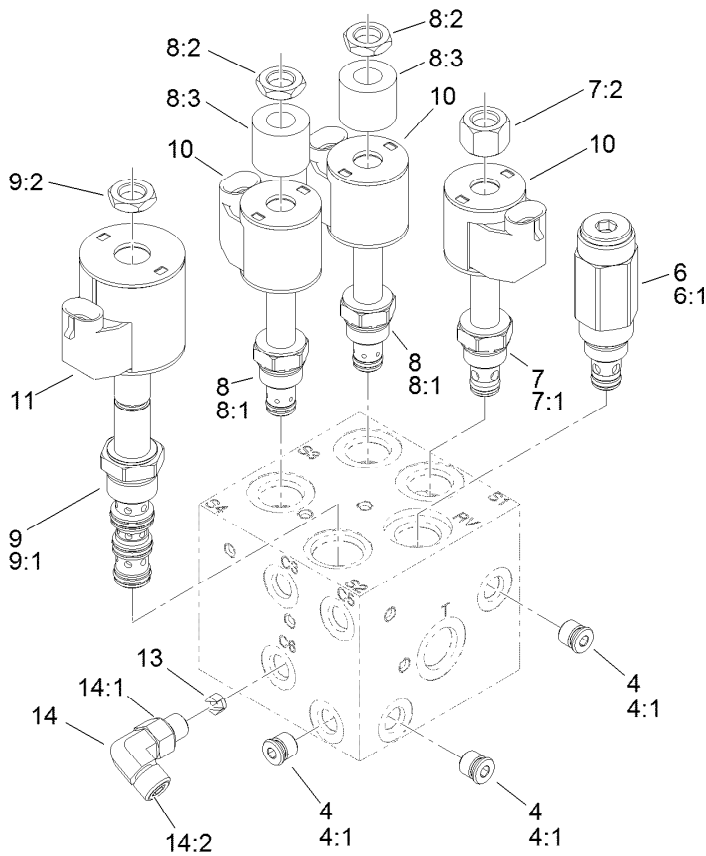
<i>Ref.</i>	<i>Part Number</i>	<i>Qty.</i>	<i>Description</i>
1	115-3410	1	Seal Kit
1:1		1	O-Ring ●
1:2		1	Backup ●
1:3		1	Bp Seal ●
1:4		1	Bs Seal ●
1:5		1	Seal-Dust ●
1:6		1	O-Ring ●
1:7		1	Ring-Wear ●

● Not serviced separately



Hydraulic Lift Manifold Assembly

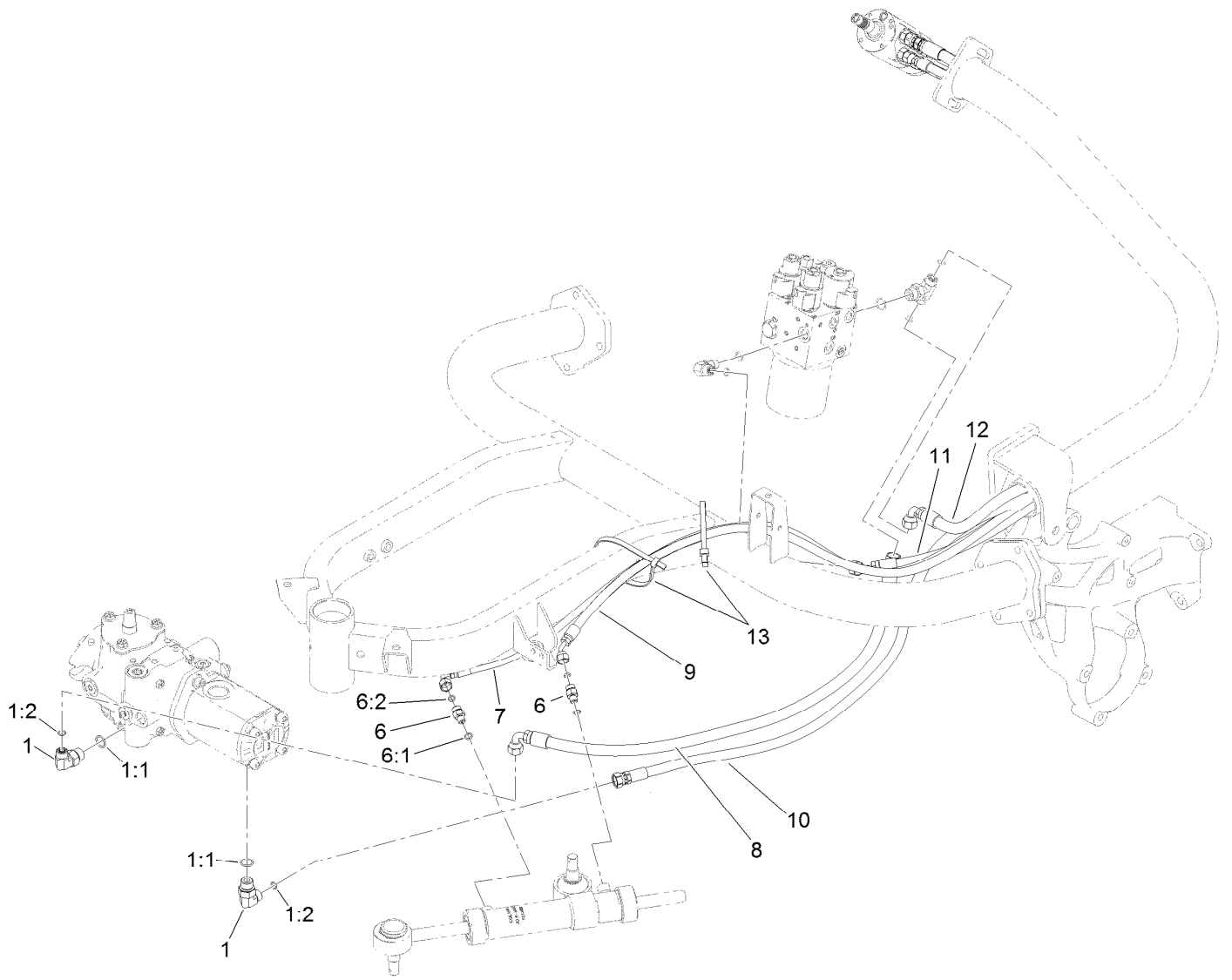
<i>Ref.</i>	<i>Part Number</i>	<i>Qty.</i>	<i>Description</i>	<i>Ref.</i>	<i>Part Number</i>	<i>Qty.</i>	<i>Description</i>
1	125-5187	1	Manifold-Lift, HYD	5:2	237-22	2	O-Ring
2	108-5194	1	Filter-Oil, HYD	6	340-103	1	Fitting-HYD, 45 DEG
3	340-77	1	Fitting-Elbow-90	6:1	237-78	1	O-Ring
3:1	237-22	1	O-Ring	6:2	237-21	1	O-Ring
3:2	237-42	1	O-Ring	7	340-97	1	Fitting-Elbow 90
4	340-132	2	Fitting-90 DEG	7:1	237-22	1	O-Ring
4:1	237-78	1	O-Ring	7:2	237-78	1	O-Ring
4:2	237-21	1	O-Ring	8	115-9147	1	Fitting-Elbow, 90 DEG
5	92-4799	1	Fitting-Tee, HYD	8:1	237-78	1	O-Ring
5:1	237-79	1	O-Ring	9	354-79	1	Cap-Dust



Hydraulic Lift Manifold Assembly No. 125-5187

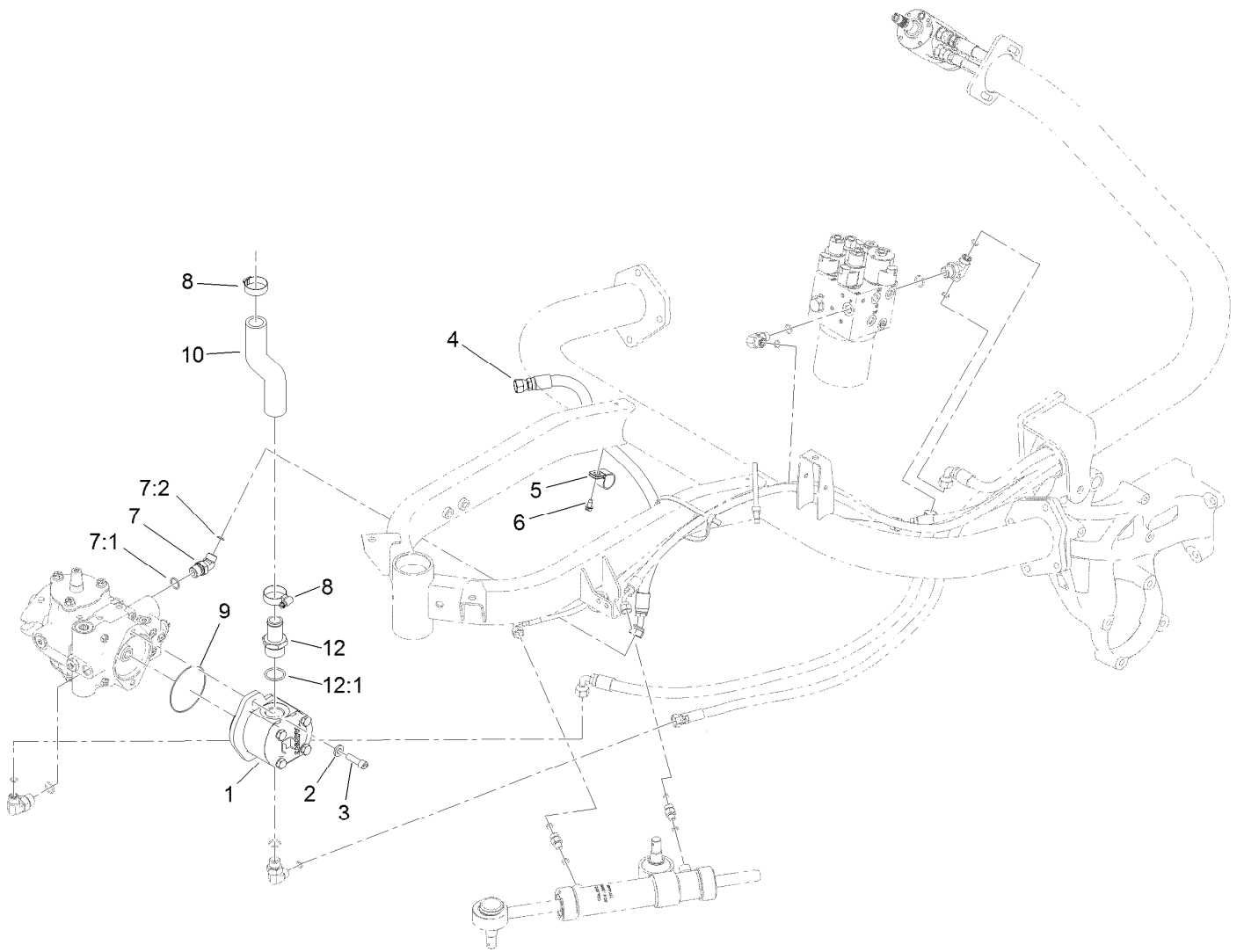
Ref.	Part Number	Qty.	Description
3	119-7144	1	Orifice (.037 Inch)
4	353-990	5	Plug ASM
4:1	237-78	1	O-Ring
5	107-7524	1	Check Valve ASM
5:1	105-9156	1	Seal Kit
6	112-9207	1	Valve-Relief
6:1	105-9156	1	Seal Kit
7	107-7517	1	Valve-Solenoid
7:1	105-9156	1	Seal Kit
7:2	107-7812	1	Nut-Solenoid
8	110-8898	2	Valve-Solenoid
8:1	107-7527	1	Seal Kit
8:2	110-2634	1	Nut-Coil

Ref.	Part Number	Qty.	Description
8:3	110-8909	1	Spacer-Coil
9	110-8906	1	Valve-Solenoid
9:1	110-8908	1	Spool Valve Seal Kit
9:2	110-2634	1	Nut-Coil
10	110-0497	3	Coil-Solenoid
11	110-6344	1	Coil-12V, Dc
13	125-5211	2	Orifice-Control, Flow (0.030)
14	340-132	1	Fitting-90 DEG
14:1	237-78	1	O-Ring
14:2	237-21	1	O-Ring
15	340-54	1	Elbow-45 DEG
15:1	237-22	1	O-Ring
15:2	237-78	1	O-Ring



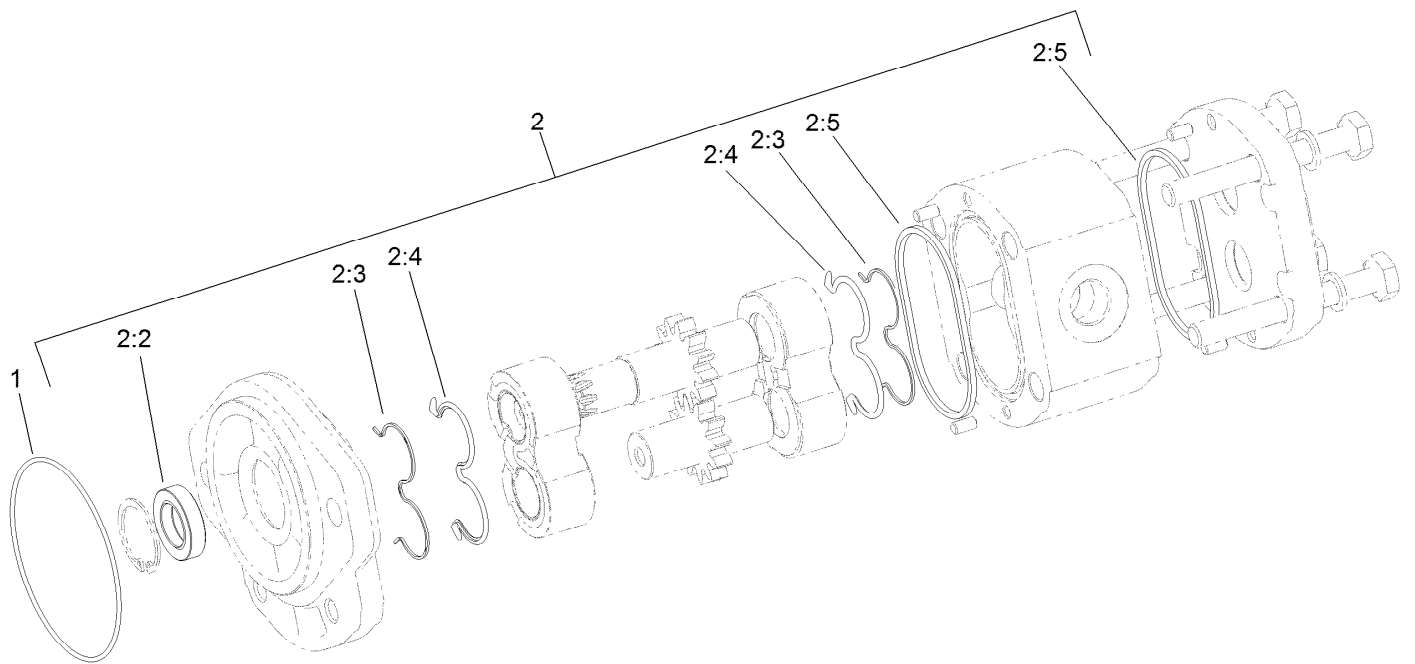
Steering Circuit Assembly

Ref.	Part Number	Qty.	Description
1	340-18	2	Fitting-HYD, 90 DEG
1:1	237-79	1	O-Ring
1:2	237-22	1	O-Ring
6	340-92	2	Fitting-Straight
6:1	237-78	1	O-Ring
6:2	237-21	1	O-Ring
7	119-8124	1	HYD Hose ASM
8	125-5168	1	HYD Hose ASM
9	119-8123	1	HYD Hose ASM
10	125-5167	1	HYD Hose ASM
11	117-3683	1	HYD Hose ASM
12	125-5166	1	HYD Hose ASM
13	3334-945	2	Tie-Cable



Steering Circuit Assembly (2)

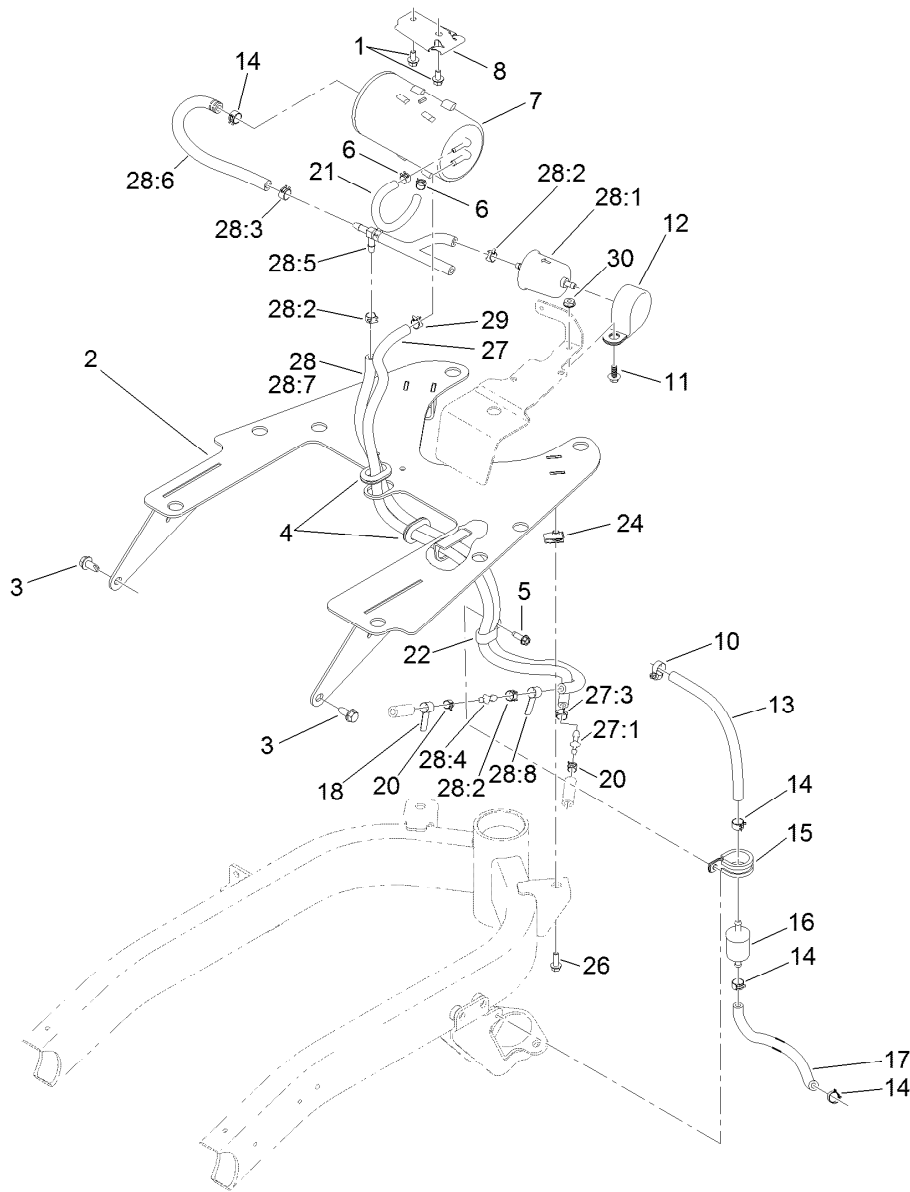
Ref.	Part Number	Qty.	Description
1	114-9958	1	HYD Gear Pump ASM
2	100-4852	2	Washer-Hardened
3	3274-1	2	Screw-HSH
4	119-8125	1	HYD Hose ASM
5	2412-39	2	Clamp-R
6	32104-17	1	Screw-HWH
7	340-138	1	Fitting-HYD, 45 DEG
7:1	237-79	1	O-Ring
7:2	237-22	1	O-Ring
8	2412-34	2	Clamp-Hose
9	353-949	1	O-Ring
10	119-2069	1	Hose-Suction
12	354-78	1	Connector-Hose
12:1	237-146	1	O-Ring



Hydraulic Gear Pump Assembly No. 114-9958

<i>Ref.</i>	<i>Part Number</i>	<i>Qty.</i>	<i>Description</i>
1	353-949	1	O-Ring
2	119-7135	1	Kit-Seal
2:2		1	Shaft Seal ●
2:3		2	Anti-Extrusion Seal ●
2:4		2	Seal ●
2:5		2	Seal Square Section ●

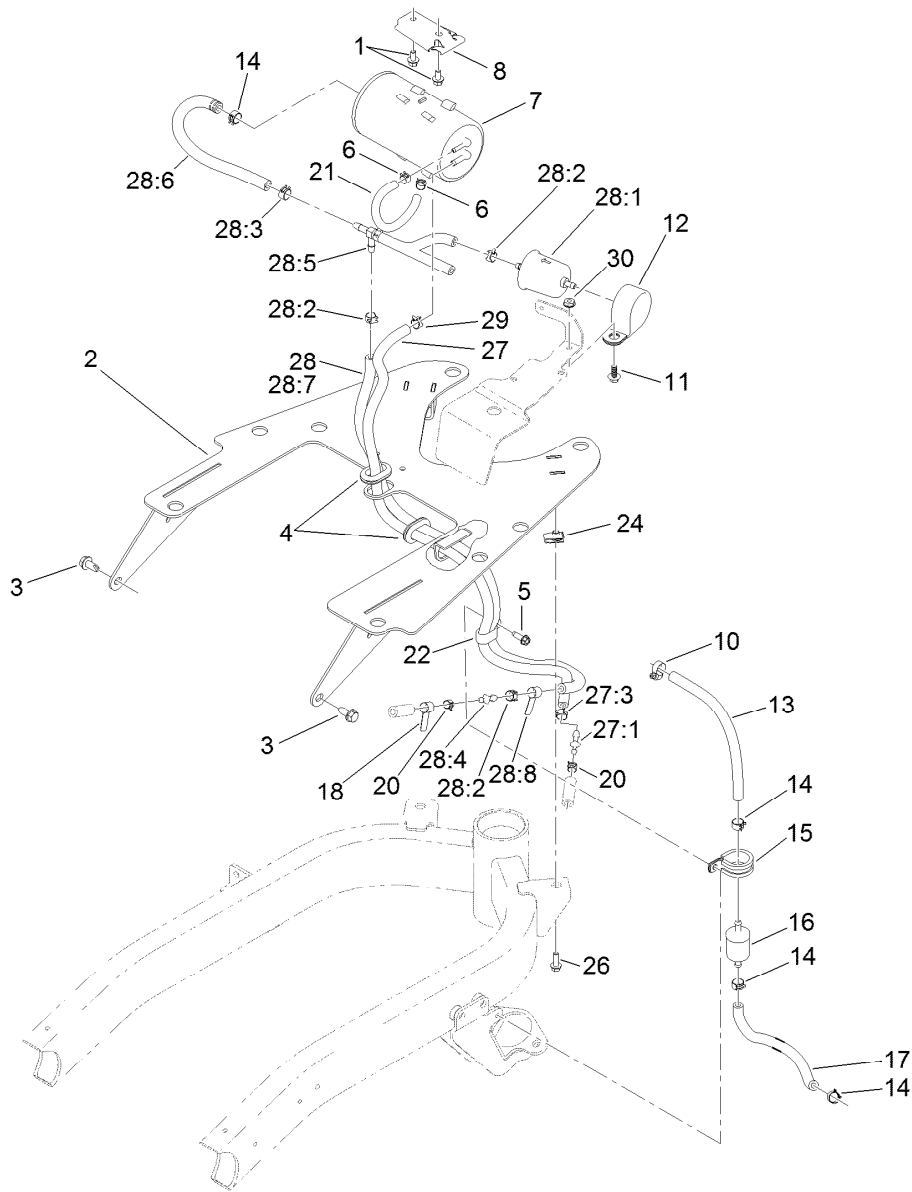
● Not serviced separately



Fuel Line and Carbon Canister Hose Routing Assembly

Ref.	Part Number	Qty.	Description	Ref.	Part Number	Qty.	Description
1	3234-13	2	Screw-HHF	20	2412-80	1	Clamp-Hose
2	121-5176-03	1	Plate-Mount, Tank	21	119-8523	1	Hose-Fuel
3	32104-32	2	Screw-HWH	22	119-8153	1	Clamp-R, Double Tube
4	240-5	2	Grommet	24	107069	2	Clip
5	49-2040	1	Screw-HWHTF	26	115-5103	2	Screw-HHF
6	2412-146	3	Clamp-Hose	27	121-5181	1	Purge Hose ASM
7	127-8685	1	Canister-Carbon	27:1	121-2573	1	Fitting-Straight
8	114-0292	1	Bracket-Canister, Carbon	27:3	2412-98	2	Clamp-Hose
10	2412-108	1	Clamp-Worm	28		1	Tee Hose ASM ●
11	99-6810	1	Screw-HHF	28:1	121-2583	1	Filter-Fuel, Inline
12	100-1424	1	Clamp-R	28:2	2412-98	3	Clamp-Hose
13	109-0282	1	Hose-Fuel	28:3	92-2379	2	Clamp-Hose
14	92-2379	3	Clamp-Hose	28:4	121-2573	1	Fitting-Straight
15	120-2037	1	R-Clamp	28:5	121-6663	1	Check Valve Hose ASM
16	94-2690	1	Filter-Fuel	28:6	110-4105	1	Hose-Fuel
17	109-0293	1	Hose-Fuel	28:7	109-3491	1	Hose-Fuel
18	121-6664	1	Decal-Cleaner, Air	28:8	121-6664	1	Decal-Cleaner, Air

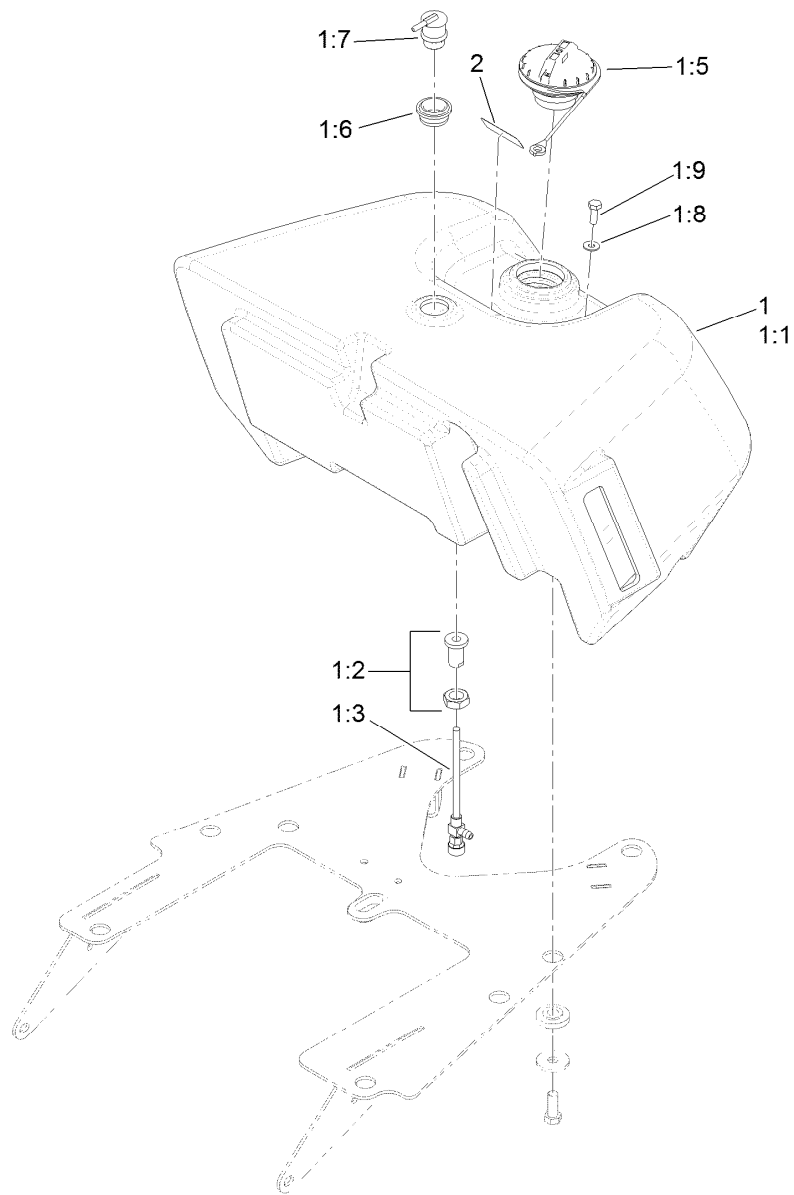
● Not serviced separately



Fuel Line and Carbon Canister Hose Routing Assembly (continued)

<i>Ref.</i>	<i>Part Number</i>	<i>Qty.</i>	<i>Description</i>
29	2412-98	1	Clamp-Hose
30	32149-2	1	Nut-Keps

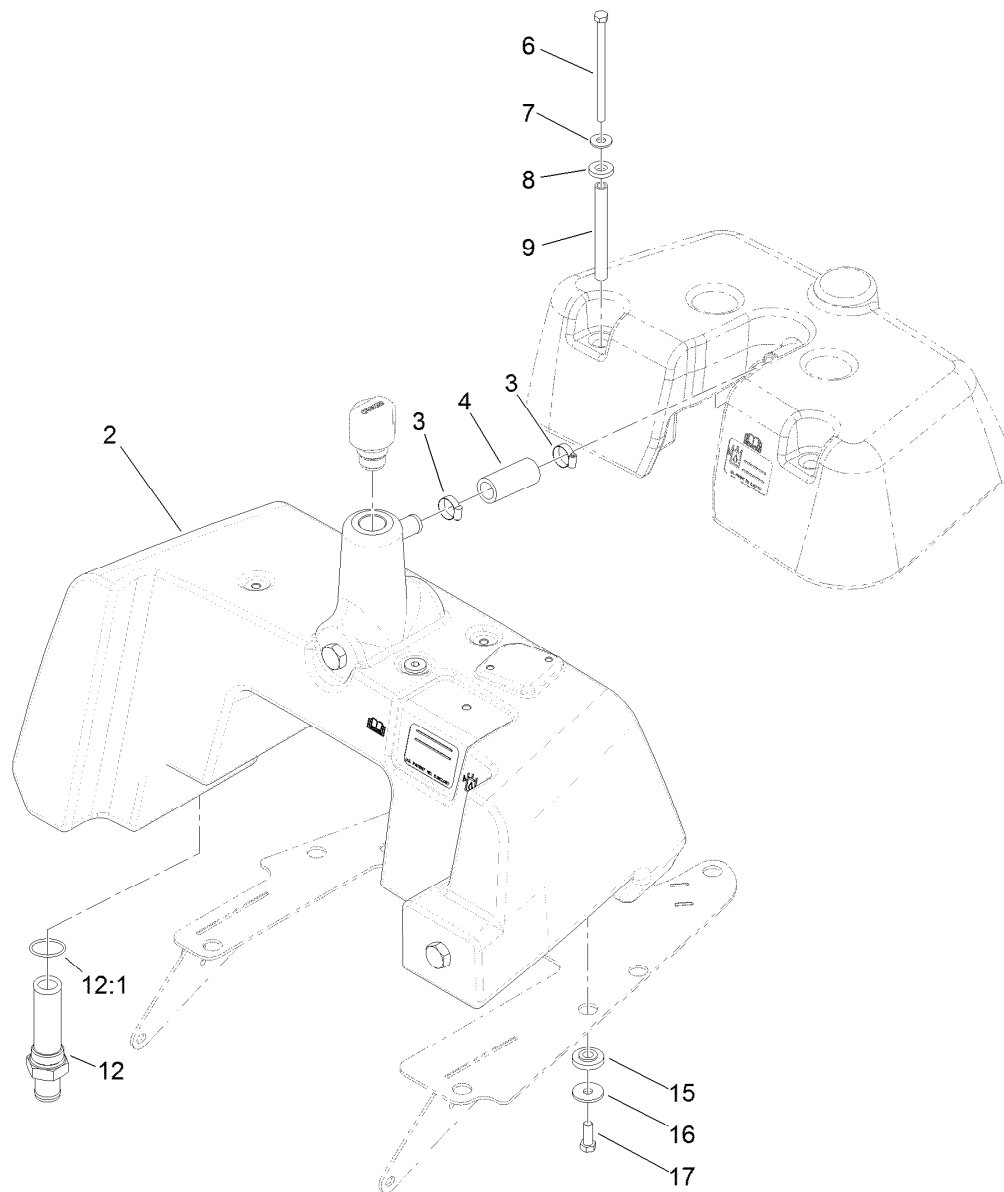
● Not serviced separately



Fuel Tank Assembly

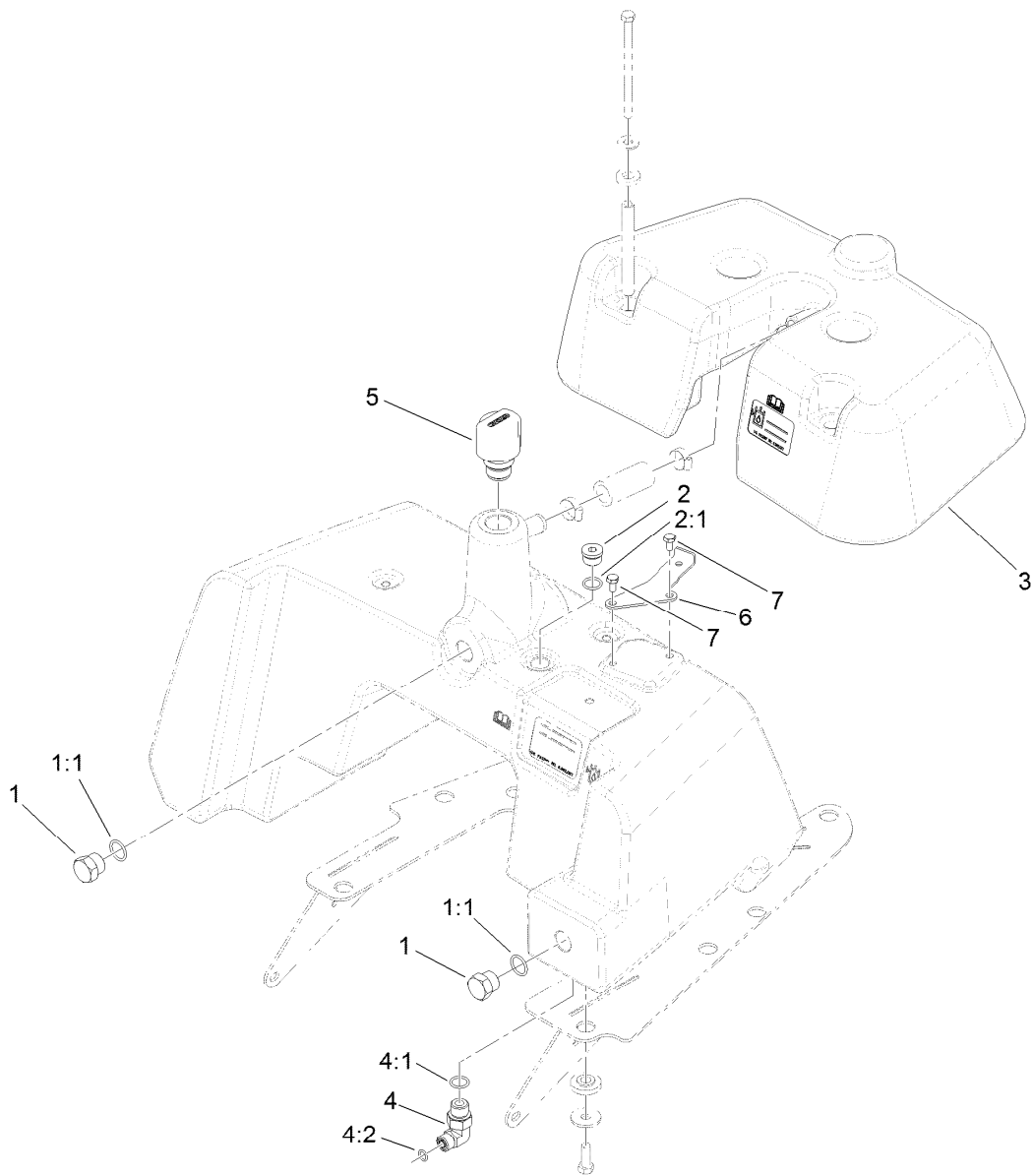
Ref.	Part Number	Qty.	Description
1	121-9571	1	Fuel Tank ASM
1:1		1	Tank-Fuel, Gas ●
1:2	114-4677	1	Bulkhead ASM
1:3	114-4679	1	Fitting-Shut Off, Fuel
1:5	117-1722	1	Cap-Fuel
1:6	114-0284	1	Grommet
1:7	119-3547	1	Valve-Vent, Fuel
1:8	3256-1	1	Washer-Flat
1:9	321-2	1	Screw-HH
2	130-8322	1	Decal-Warning, Ethanol

● Not serviced separately



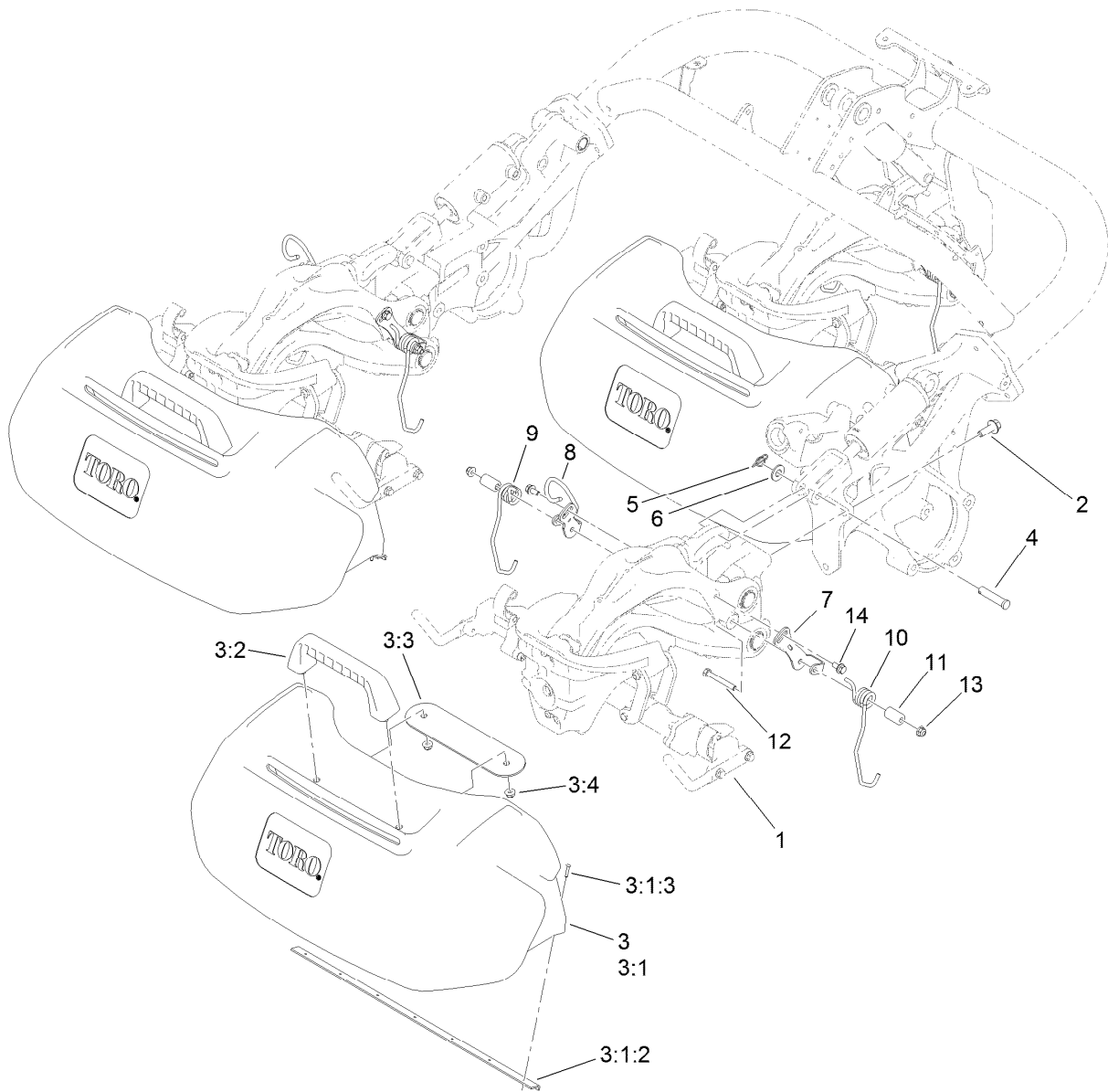
Hydraulic Tank Assembly

Ref.	Part Number	Qty.	Description
2	115-9822	1	Tank-Hydraulic
3	2412-141	2	Clamp-Drive, Worm
4	110-3998	1	Hose-Overflow
6	322-29	4	Screw-HH
7	3256-71	4	Washer-Flat
8	83-1470	4	Washer-Neoprene
9	115-9825	4	Spacer-Tube, Long
12	112-0211	1	Strainer Fitting ASM
12:1	237-146	1	O-Ring
15	240-11	8	Bushing-Flange
16	63-8410	8	Washer
17	323-6	8	Screw-HH



Hydraulic Tank Cover Assembly

Ref.	Part Number	Qty.	Description
1	353-551	2	Plug-HH
1:1	237-80	1	O-Ring
2	353-988	1	Plug-Hex
2:1	237-79	1	O-Ring
3	120-2041	1	Tank-Cover
4	340-18	1	Fitting-HYD, 90 DEG
4:1	237-79	1	O-Ring
4:2	237-22	1	O-Ring
5	115-9793	1	Breather
6	121-5182	1	Plate-Filter
7	120-9688	2	Screw-HH



Suspension and Basket Assembly

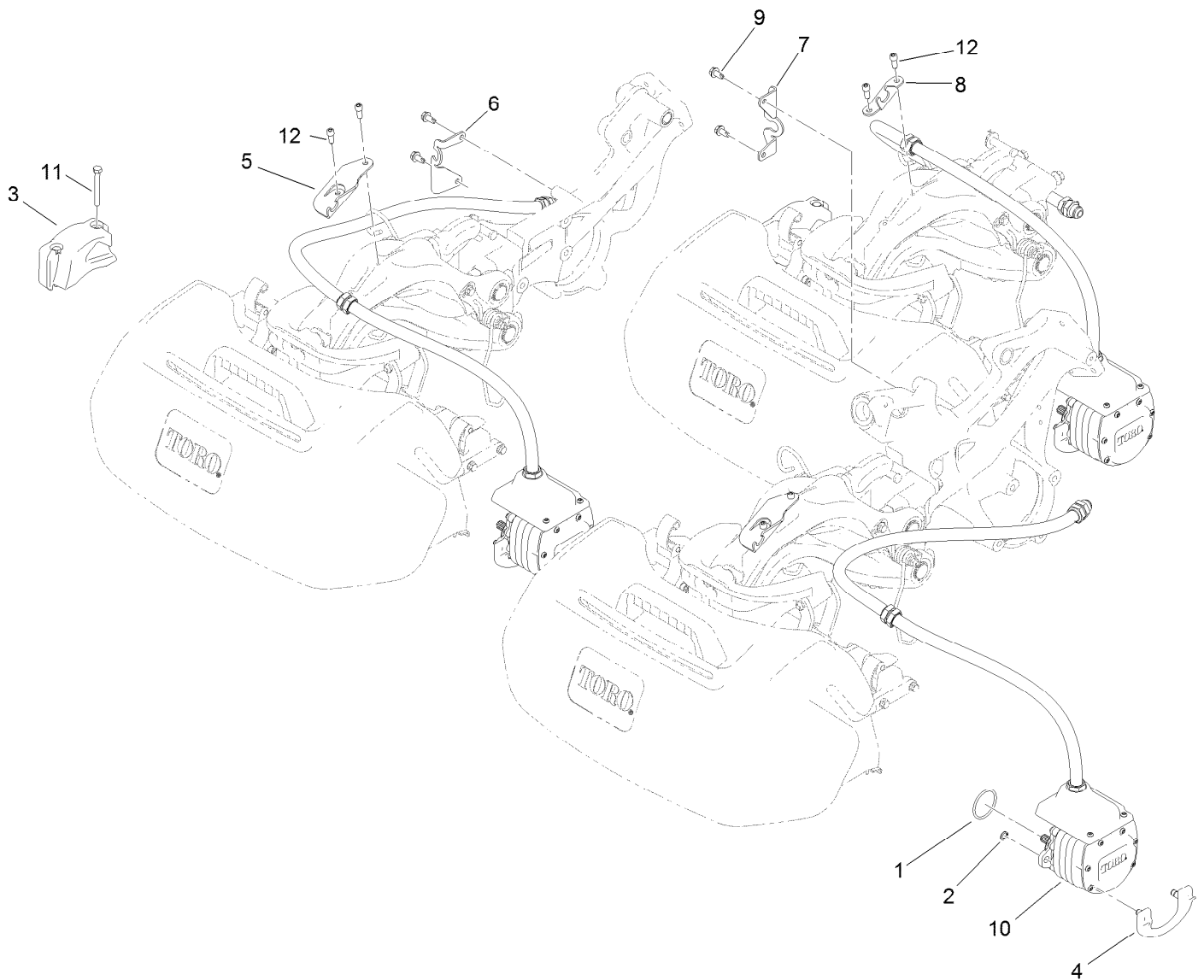
Ref.	Part Number	Qty.	Description	Ref.	Part Number	Qty.	Description
1		3	Suspension ASM ●	5	112-1491	3	Pin-Cotter
2	117-9035	9	Screw-HHF	6	29-8910	3	Washer
3	117-8096	3	Basket ASM	7	117-6822	3	Retainer-Spring, LH
3:1	120-2775	1	Grass Basket ASM	8	120-4617	3	Bracket ASM
3:1:2	120-2776	1	Support-Basket	9	117-6826	3	Spring-Stabilizer, RH
3:1:3	3290-382	9	Rivet-Pop	10	117-6827	3	Spring-Stabilizer, LH
3:2	117-8088	1	Handle-Grab	11	117-6825	6	Spacer
3:3	117-8092-03	1	Plate-Mounting	12	322-12	6	Screw-HH
3:4	104-8300	2	Nut-HF, NI	13	104-8300	6	Nut-HF, NI
4	92-2739	3	Pin-Clevis	14	114-7728	6	Screw-Threadlock

● Not serviced separately



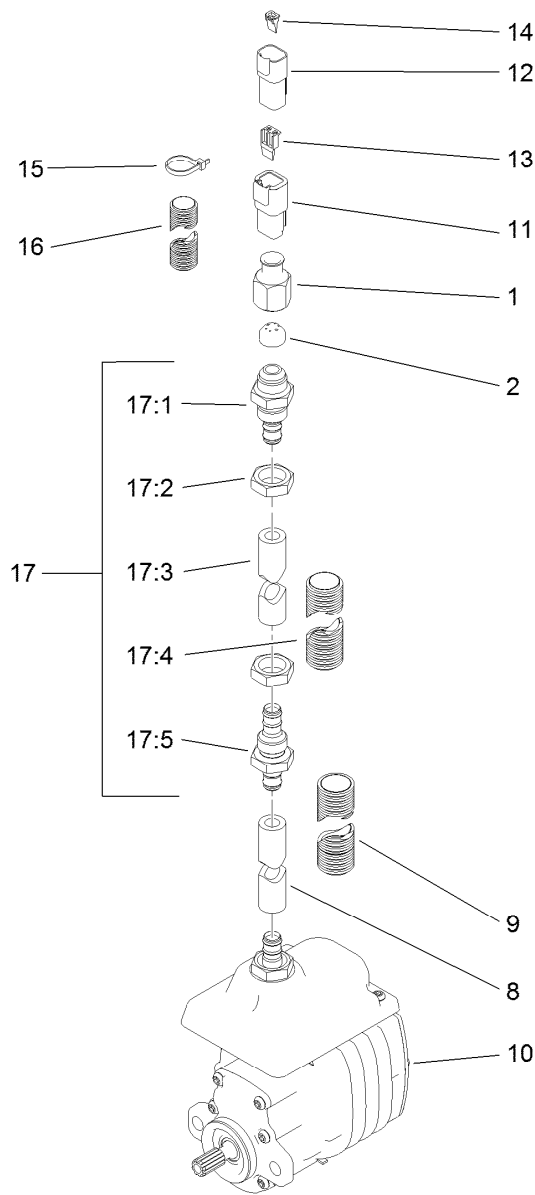
Suspension Pin Position Assembly

<i>Ref.</i>	<i>Part Number</i>	<i>Qty.</i>	<i>Description</i>
1	100-6541	3	Pin-Clevis
2	112-1491	3	Pin-Cotter



Electric Reel Motor Assembly

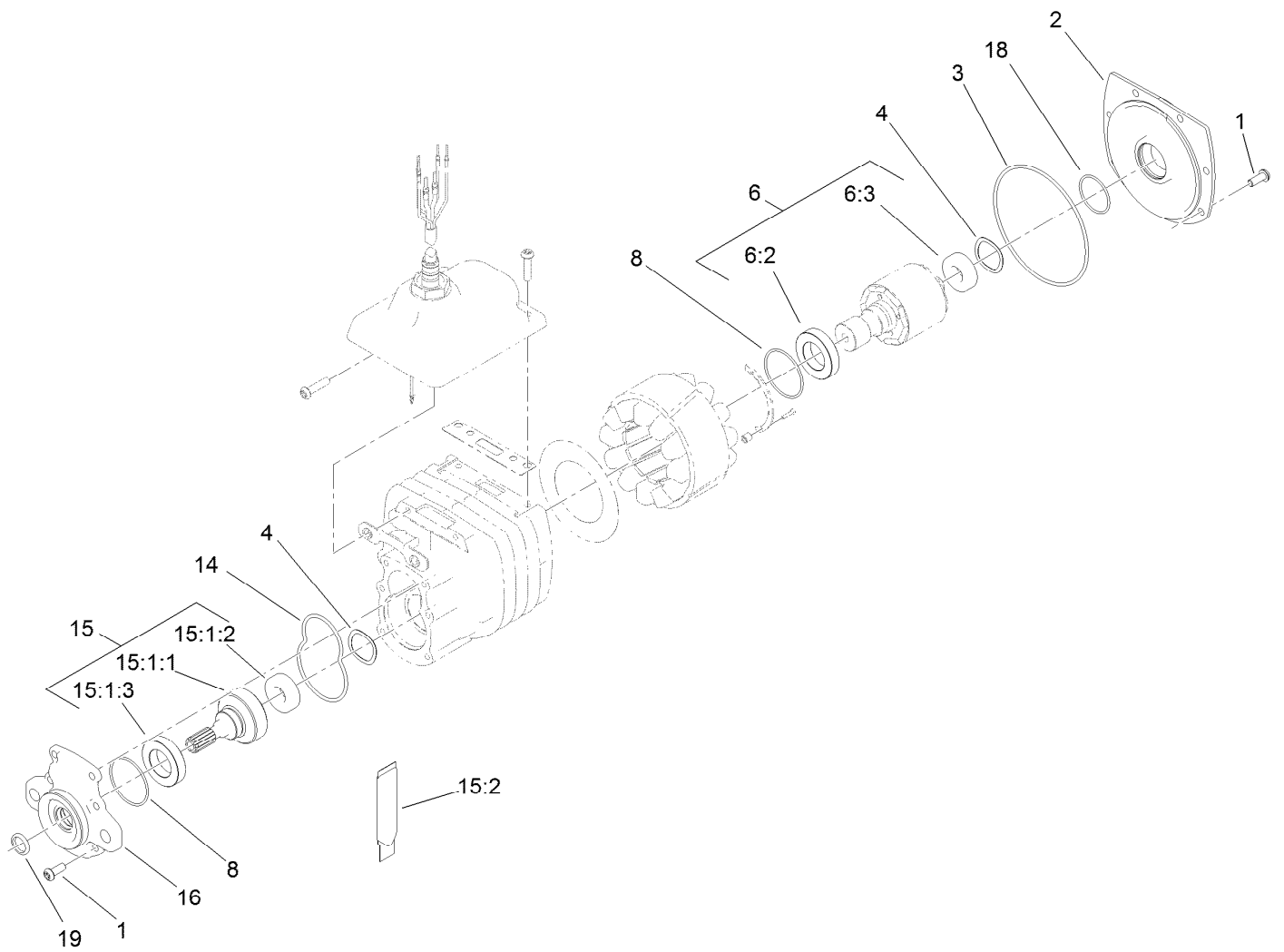
Ref.	Part Number	Qty.	Description
1	115-3298	3	O-Ring
2	115-5206	6	Ring-Retaining
3	117-6774-03	3	Weight-Electric
4	115-5389	3	Cam-Mount, Motor
5	119-7487	2	Bracket-Clamp, Hose
6	120-4551	1	Bracket-Hose
7	120-4531	1	Bracket-Hose
8	119-7540	1	Bracket-Hose, Rear
9	32104-32	4	Screw-HWH
10	127-2450	3	Motor-Electric
11	322-13	6	Screw-HH
12	100-2401	6	Screw-HSH



Electric Reel Motor Assembly No. 127-2450

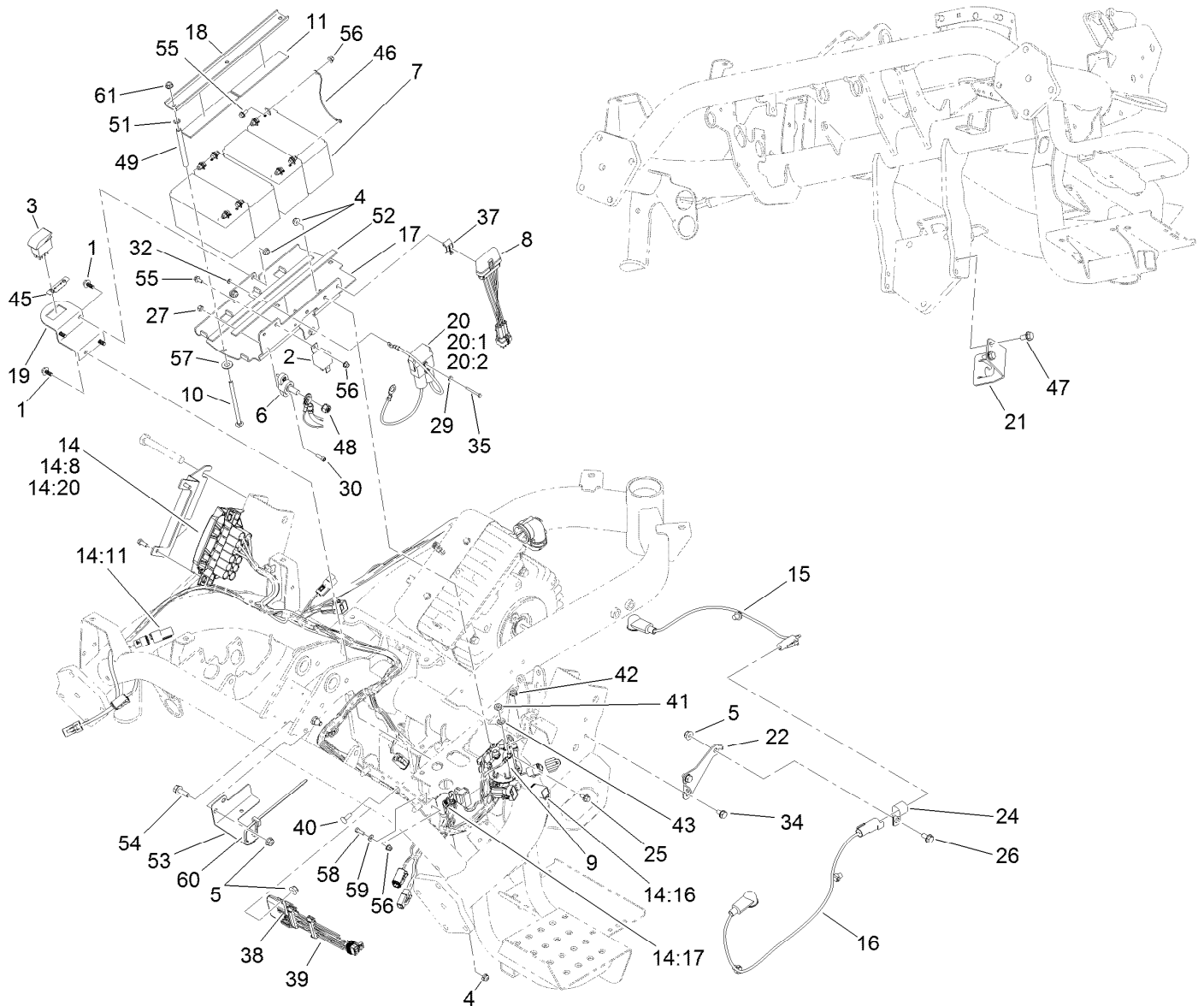
<i>Ref.</i>	<i>Part Number</i>	<i>Qty.</i>	<i>Description</i>	<i>Ref.</i>	<i>Part Number</i>	<i>Qty.</i>	<i>Description</i>
1	119-7481	1	Nut-Ferrule	15	3290-378	4	Tie-Cable
2	119-7480	1	Ferrule	16	120-3223	1	Tubing-Convoluted, Slit
8	119-7476	1	Hose	17	120-4532	1	Hose ASM
9	119-7558	1	Tubing-Convoluted, Slit	17:1	119-7545	1	Fitting-Bulkhead
10		1	Electric Motor ●	17:2	119-7457	2	Nut
11	32160-245	1	Connector	17:3	119-7524	1	Hose
12	32160-315	1	Connector	17:4	119-7559	1	Tubing-Convoluted, Slit
13	32180-083	1	Wedge	17:5	119-7544	1	Fitting-Bulkhead
14	32180-084	1	Wedge				

● Not serviced separately



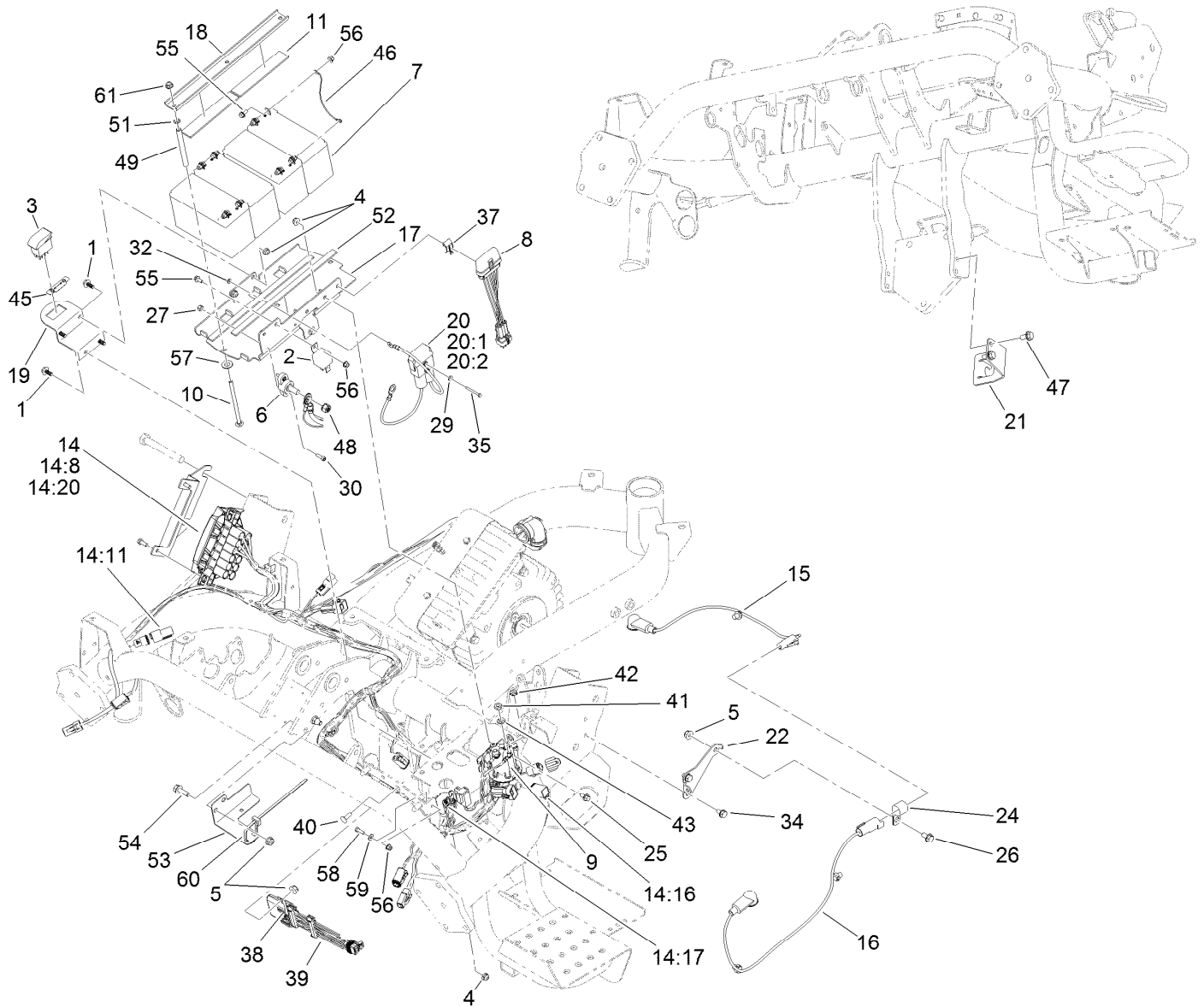
Electric Motor Assembly

<i>Ref.</i>	<i>Part Number</i>	<i>Qty.</i>	<i>Description</i>	<i>Ref.</i>	<i>Part Number</i>	<i>Qty.</i>	<i>Description</i>
1	120-4559	12	Screw-Bhcs	15	127-1599	1	Output Gear ASM
2	115-4779	1	Cover-Motor	15:1:1	112-5153	1	Gear-Output
3	112-9609	1	O-Ring	15:1:2	120-4557	1	Bearing
4	112-5163	2	Washer-Wave	15:1:3	112-5158	1	Bearing-Ball
6	119-7450	1	Rotor ASM	15:2	127-1501	1	Grease-Synthetic
6:2	112-5158	1	Bearing-Ball	16	115-4777	1	Cover-Gearbox
6:3	120-4557	1	Bearing	18	119-1156	1	O-Ring
8	112-9616	2	O-Ring	19	119-7451	1	Seal-Oil
14	112-9611	1	O-Ring				



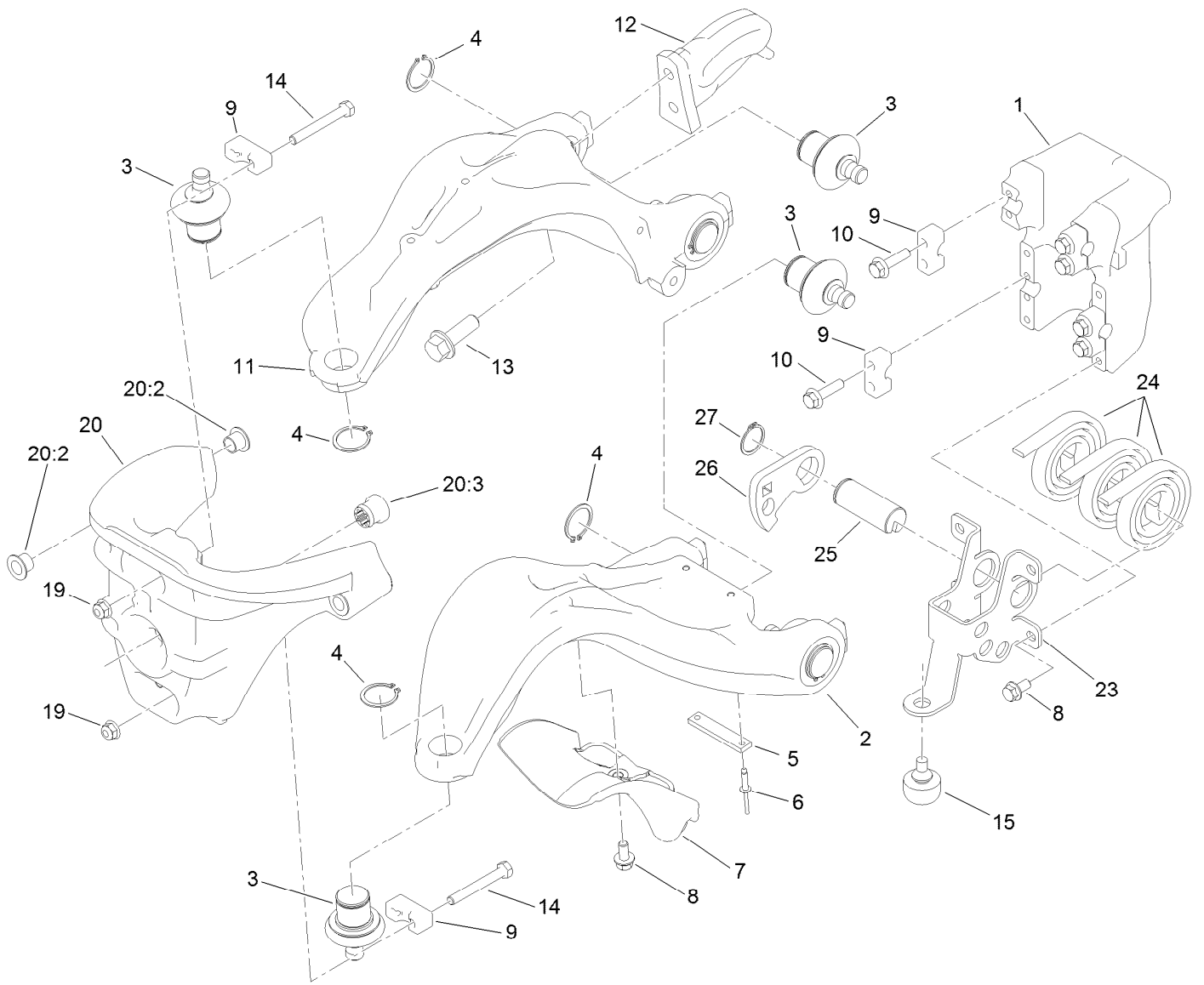
Electric Mow Battery Assembly

Ref.	Part Number	Qty.	Description	Ref.	Part Number	Qty.	Description
1	99-6810	5	Screw-HHF	16	119-1784	1	Harness-Wire, Battery Disconnect
2	99-7435	1	Relay-Power	17	119-2103-01	1	Plate-Battery
3	100-8490	1	Switch-Rocker, On-None-On	18	119-2104-01	1	Channel-Clamp, Battery
4	104-7201	7	Nut-HF	19	121-6669-01	1	Bracket-Backlap
5	104-8300	3	Nut-HF, NI	20	119-5773	1	Harness-Wire
6	110-8823	1	Block-Junction	20:1	120-3954	1	Fuse-60 Amp
7	112-9621	4	Battery- Nonspillable	20:2	32180-085	1	Fuse-Cover
8	112-9630	1	Module-Reel, I.D.	21	119-7566-03	1	Bracket-Hose, Rear
9	115-4765	1	Contactora	22	119-8175	1	Bracket-Disconnect
10	120-4585	3	Screw-CARR	24	2412-4	1	Clamp-R
11	115-9477	2	Strip-Foam	25	3234-13	2	Screw-HHF
14	122-0523	1	Harness-Wire	26	3234-7	1	Screw-HHF
14:8	122-0255	3	Fuse-Maxi, 35 Amp-58V	27	3296-21	2	Nut-Hex
14:11	32180-043	2	Resistor-120 Ohm	29	3256-12	2	Washer-Flat
14:16	119-7781	1	Diode-Sealed	30	3273-26	2	Screw-HSH
14:17	120-3958	1	Fuse-Blade, 10A	32	3296-9	2	Nut-Hex
14:20	32180-146	1	Cover-Fuse	34	32104-82	2	Screw-HHF
15	119-1783	1	Harness-Wire, Battery Disconnect	35	32105-21	2	Screw-HH
				37	32180-011	1	Clip-Connector
				38	32180-020	1	Clip-Connector



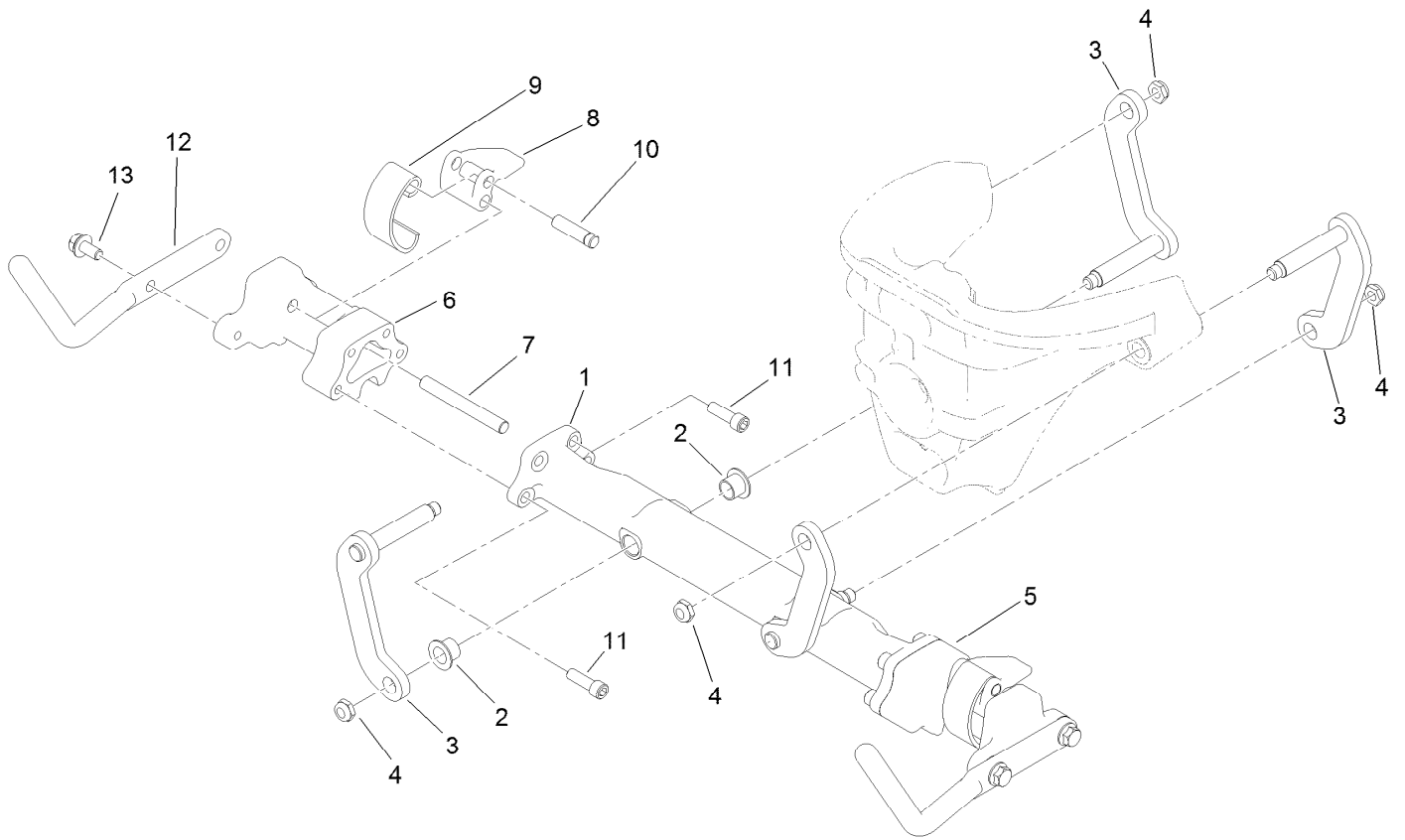
Electric Mow Battery Assembly (continued)

Ref.	Part Number	Qty.	Description	Ref.	Part Number	Qty.	Description
39	119-4330	1	Isolated Can Module ASM	51	1-803037	3	Nut-Retaining
40	1-807512	1	Bolt-CARR	52	115-8827	2	Foam-Strip
41	3220-2	2	Nut-Jam	53	120-4570	1	Bracket-Harness
42	32149-8	2	Nut-Keps	54	3234-29	2	Screw-HHF
43	3253-4	2	Washer-Lock	55	120-4579	9	Screw-Hfh
45	121-6670	1	Decal-Backlap	56	120-4580	10	Nut-HF
46	119-1782	3	Battery Jumper Wire Harness ASM	57	48-9220	3	Washer-Plain
47	32144-14	2	Screw-HWHTF	58	60-6910	1	Screw-HH
48	32149-10	1	Nut-Keps	59	3256-14	1	Washer-Flat
49	120-4586	3	Tube	60	3290-378	1	Tie-Cable
				61	32128-33	3	Nut-HF



Suspension A-Arm Assembly

<i>Ref.</i>	<i>Part Number</i>	<i>Qty.</i>	<i>Description</i>	<i>Ref.</i>	<i>Part Number</i>	<i>Qty.</i>	<i>Description</i>
1	117-9480	1	Mount-Pivot, A-Arms	13	100-6116	2	Screw-HHF
2	117-6656	1	A-Arm, Lower	14	132-3838	4	Screw-HH
3	117-6658	6	Balljoint	15	120-2849	1	Bumper-Rubber
4	120-3225	6	Ring-Retaining, EXT	19	104-8300	4	Nut-HF, NI
5	117-6674	1	Plate-Striker	20	120-3216	1	Steering Head ASM
6	3269-28	2	Rivet-Pop	20:2	125-5239	4	Bushing-Flange
7	117-6755	1	Stop-Steering	20:3	131-1836	1	Grommet
8	114-7728	5	Screw-Threadlock	23	131-8797	1	Mount-Balance, Counter
9	112-5647	6	Clamp	24	114-9306	3	Spring
10	132-3837	8	Screw-HHF	25	117-6608	1	Pin
11	117-6648	1	A-Arm, Upper	26	117-6738	1	Arm-Tensioner
12	117-6650	1	Plate-Lift	27	32151-29	1	Ring-Retaining



Suspension Crossarm Assembly

<i>Ref.</i>	<i>Part Number</i>	<i>Qty.</i>	<i>Description</i>
1	120-3217	1	Crossarm ASM
2	125-5239	4	Bushing-Flange
3	117-6654	4	Link ASM
4	3296-59	4	Nut-Lock, NI
5	117-9482	1	Mount-Cross Arm, LH
6	117-9492	1	Mount-Cross Arm, RH
7	114-8051	2	Pin-Pivot
8	114-8047	2	Lever
9	114-8048	2	Spring
10	114-8049	2	Pin-Pivot
11	120-3227	8	Screw-HSH
12	120-2784-01	2	Horn-Basket
13	114-7728	4	Screw-Threadlock

Attachments and Accessories

For 04530 Greensmaster 3320 TriFlex Traction Unit

Product Name	Model/Part
Turf Evaluator	04399
Light Kit.....	04554
8-Blade DPA Reel Mower	04613
11-Blade DPA Reel Mower	04614
14-Blade DPA Reel Mower	04615
Three-Wheel Drive Kit	04714
Standard Seat Kit.....	04718
Premium Seat Kit.....	04719
Dethatching Unit	04720
Tri-Roller	04722
Spiker	04723
Hydraulic Oil Leak Detector Kit	04730
Spark Arrestor Screen	104-6540
Premium All Season Hydraulic Fluid (55 Gallon Drum)	108-1177
Premium All Season Hydraulic Fluid (5 Gallon Pail).....	108-1178
Bimini Folding Shade Assembly	115-4510
Bag Kit.....	119-1715
Premium Synthetic Bio-Degradable Hydraulic Fluid (5 Gallon Pail)	119-2157
Premium Synthetic Bio-Degradable Hydraulic Fluid (55 Gallon Drum).....	119-2158
Premium Armrest Kit.....	119-7105
Weight Kit	119-7129
Three-Wheel Drive Weight Kit	120-5750
Premium Engine Oil 10w30 (55 Gal).....	121-6392
Premium Engine Oil 10w30 (5 Gallon Pail)	121-6393
400-hour Filter Maintenance Kit.....	30042
LH Armrest Asm	92-7307
Height-of-Cut Bar.....	94-9010
Tire-TURFMATE	99-4506

Notes:

Notes:

Notes:



Count on it.