



Count on it.

Parts Catalog

**Multi Pro[®] 5800-D Turf Sprayer
with ExcelaRate Spray System**

Model No. 41393—Serial No. 40000000 and Up



Ordering Replacement Parts

To order replacement parts, please supply the part number, the quantity, and the description of each part desired.

Understanding Reference Numbers

Each identified part in an illustration has a reference number. The reference number for a part also appears in the parts list, along with other information about the part.

This catalog uses two special reference number formats, one to indicate parts in a service assembly and another to indicate the quantity of a given part in an illustration.

Service Assembly Reference Numbers

Parts in service assemblies have reference numbers in the form a:b. The a represents the reference number of the entire service assembly and the b represents a sequential number unique to each part within the service assembly.

For example, a wheel assembly might be identified by reference number 6, the tire by 6:1, the valve by 6:2, and the wheel by 6:3. When you order the assembly identified by reference number 6, you receive all parts identified by reference numbers 6:1, 6:2, and 6:3. However, you may also order any part individually. Reference numbers of this type appear in illustration and in parts lists.

Reference Numbers Indicating Quantity

In an illustration, if a reference number indicates more than one part, the reference number has the form nX y. The n represents the quantity of the part, the X is the multiplication symbol, and the y represents the reference number.

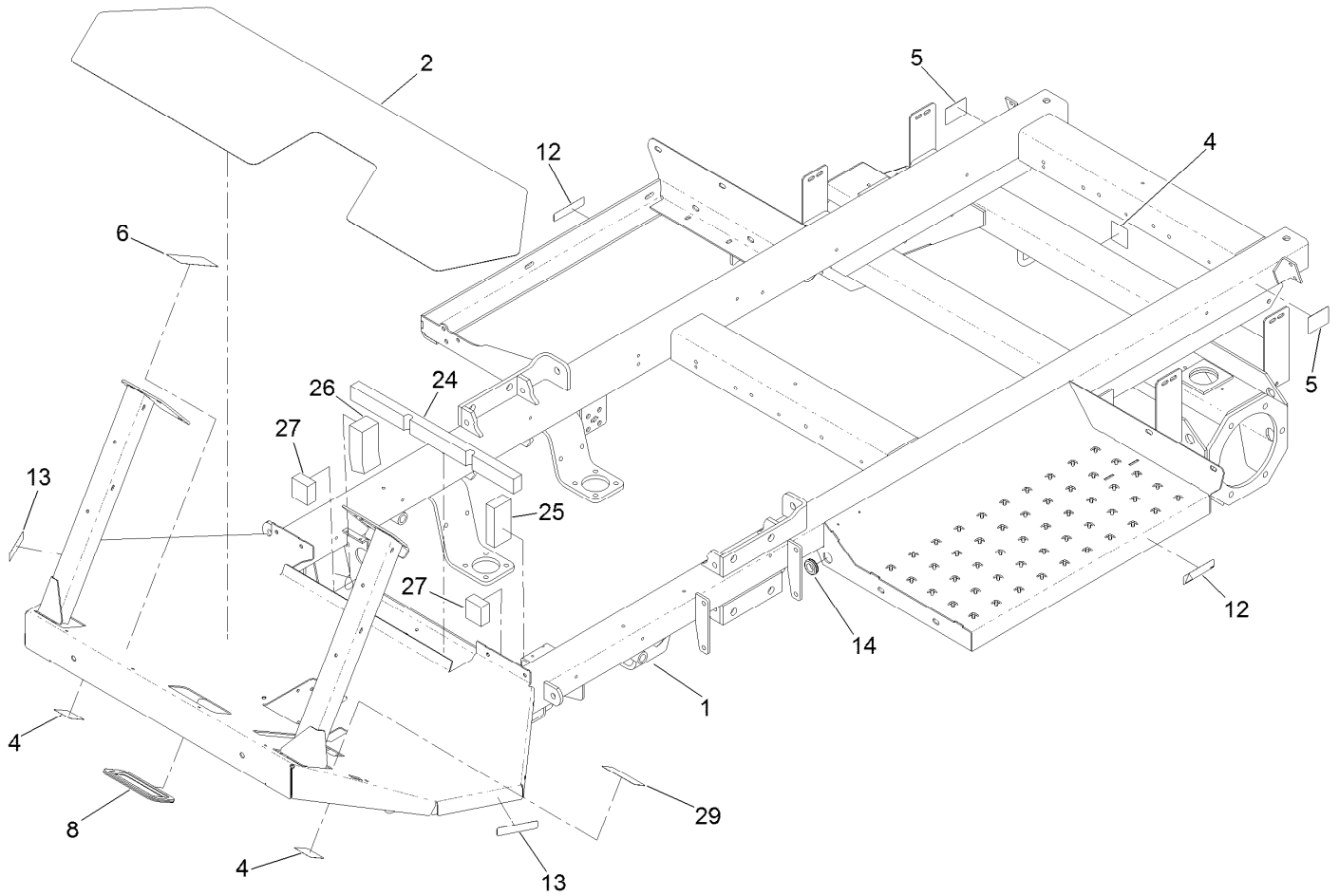
For example, in an illustration, the reference number 2X 37 means that two of the parts identified by reference number 37 are indicated.

Contents

Frame and Step Assembly	5
Front Axle Assembly	6
Hydraulic Cylinder Assembly No. 93-6510	8
Hub Assembly No. 119-6003	9
Front Suspension Assembly	10
Seat Base Assembly	11
Seat, Fresh Water Tank and Roll-Over Protection System Assembly	12
Control Console Assembly	14
Brake Pedal Assembly	15
Traction Pedal Assembly	16
Throttle Assembly	17
Dash Panel Assembly	18
Front Fender and Headlight Assembly	19
Engine Mounting and Bell Housing Assembly	20
Engine, Exhaust and Air Cleaner Assembly	21
Air Cleaner Assembly No. 106-5277	23
Fuel Tank Assembly	24
Radiator Assembly	25
Hydraulic Pump and Filter Assembly	27
Piston Pump Assembly No. 117-0685	29
Control Assembly No. 115-4446	31
Tandem Pump Assembly No. 119-5038	32
Hydraulic Tank Assembly	33
Hydraulic Pump and Filter Assembly	34
Pump Control Valve Assembly No. 117-0708	36
Steering Hydraulic Assembly	37
Steer Valve Assembly No. 117-0707	38
Boom Lift Assembly	39
Hydraulic Cylinder Assembly No. 117-0701	40
On-Off Boom Lift Valve No. 117-0702	41
Rear Drive Assembly	42
Planetary Assembly No. 105-4500	44
RH Brake Assembly No. 100-3069	45
LH Brake Assembly No. 100-3070	46
Hydraulic Motor Assembly No. 132-5631	47
Hydraulic Motor Assembly No. 132-5630	48
Electrical Assembly	49
Tank and Saddle Assembly	50
Tank Assembly No. 117-8005	51
Spray Tank Lid Assembly No. 119-9380	52
Bypass Hose Assembly No. 132-4297	53
Tank Mounting and Filter Assembly	54
Filter Assembly No. 130-7096	55
Spray System Hose Assembly	56
Spray Pump and Valve Assembly	58
Spray Manifold Assembly	60
Manifold Valve Kit No. 131-7256	61
Manifold Valve Kit No. 131-0253	62
Pressure Filter Assembly No. 131-3791	63
On/Off Manifold Valve Kit No. 127-9803	64
On/Off Actuator Kit No. 131-3723	65
Bypass Valve Assembly No. 127-9805	66
On/Off 2-Way Valve Kit No. 131-0249	67
Agitation Hose Assembly No. 132-4309	68

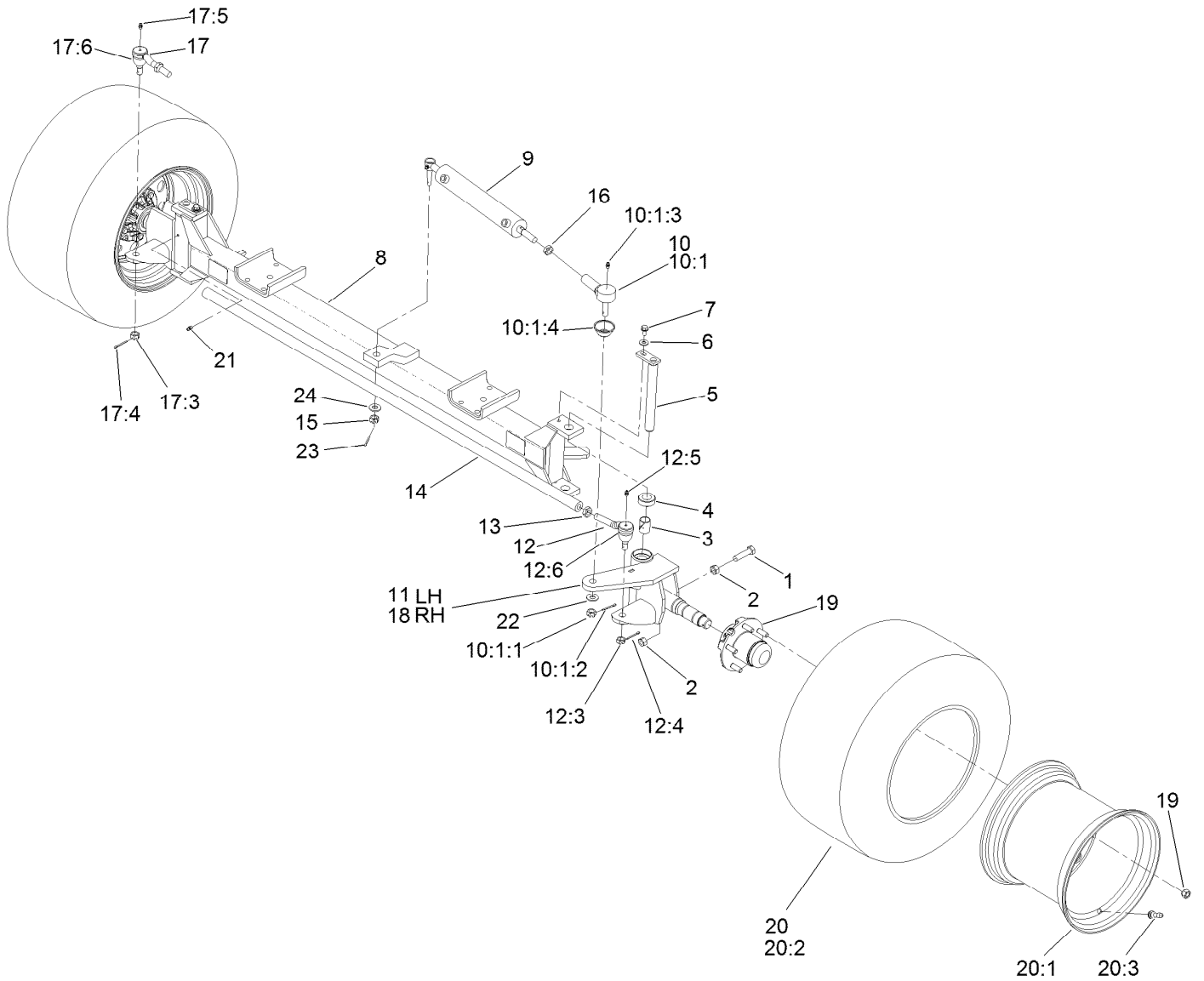
Contents (continued)

Pump Assembly No. 132-7768	69
Hydraulic Motor Assembly No. 117-0706	70
Center Boom Assembly	71
LH Single Turret Body Assembly No. 108-3725	73
Double Turret Body Assembly No. 108-3727	74
RH Single Body Turret Assembly No. 108-3726	75
Left and Right Hand Boom Assembly	76
Crankcase Assembly	77
Oil Pan Assembly	78
Cylinder Head Assembly	79
Gear Case Assembly	80
Cylinder Head Cover Assembly	81
Dipstick and Guide Assembly	82
Main Bearing Case Assembly	83
Cam Shaft and Idle Gear Assembly	84
Piston and Crankshaft Assembly	85
Flywheel Assembly	86
Fuel Camshaft and Governor Shaft Assembly	87
Idle Apparatus Assembly	88
Injection Pump Assembly	89
Governor Assembly	90
Speed Control Plate Assembly	91
Nozzle Holder and Glow Plug Assembly	92
Nozzle Holder Component Assembly	93
Alternator and Pulley Assembly	94
Alternator Components Assembly	95
Starter Assembly	96
Starter Component Part Assembly No. 111-7496	97
Water Flange and Thermostat Assembly	98
Water Pump Assembly	99
Valve and Rocker Arm Assembly	100
Inlet and Exhaust Manifold Assembly	101
Muffler Gasket, Glow Controller and Overflow Bottle Assembly	102
Attachments and Accessories	103



Frame and Step Assembly

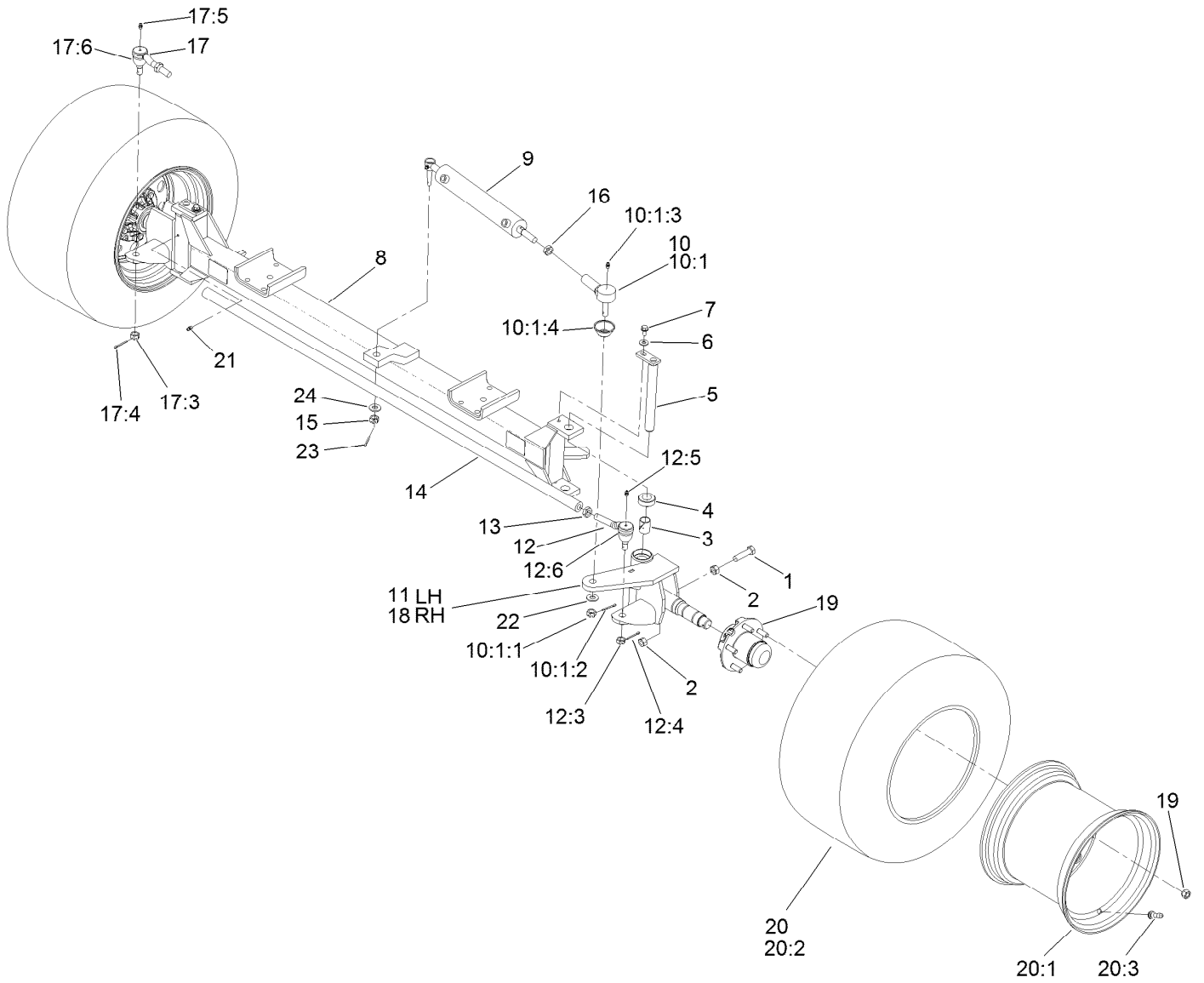
<i>Ref.</i>	<i>Part Number</i>	<i>Qty.</i>	<i>Description</i>
1	130-7070-03	1	Frame
2	104-8863	1	Tread-Floor
4	120-0623	3	Decal-Tie Down, Towing
5	107-8667	2	Decal-Jacking
6	107-8724	1	Decal-Traction
8	119-0599	1	Trim-Seal
12	107-8732	2	Decal-Torque (CE)
13	107-8731	2	Decal-Torque (CE)
14	240-6	1	Grommet-Rubber
24	131-5751	1	Foam-Seal
25	131-5752	1	Foam-Seal
26	131-5753	1	Foam-Seal
27	131-5754	2	Foam-Seal
29	136-2351	1	Decal-Brake, Parking



Front Axle Assembly

Ref.	Part Number	Qty.	Description	Ref.	Part Number	Qty.	Description
1	01-182-0816	2	Bolt-HH	12:4	3272-12	1	Pin-Cotter
2	3217-9	4	Nut-HH	12:5	302-5	1	Fitting-Grease
3	93-6586	4	Bushing	12:6	107-1587	1	Seal
4	93-6587	2	Bearing	13	3218-21	1	Nut-Jam
5	93-6584	2	King Pin ASM	14	93-6588	1	Rod-Steering
6	3256-3	2	Washer-Flat	15	32136-13	1	Nut-SHH
7	32144-14	2	Screw-HWHTF	16	3220-11	2	Nut-Jam
8	121-5087-03	1	Front Axle ASM	17	87-1480-03	1	End-Tie Rod, RH
9	93-6510	1	Cylinder ASM	17:3	32136-3	1	Nut-SHH
10	93-6509-03	1	Tie Rod End ASM	17:4	3272-12	1	Pin-Cotter
10:1		1	End-Tie Rod ●	17:5	302-5	1	Fitting-Grease
10:1:1	32136-3	1	Nut-SHH	17:6	107-1587	1	Seal
10:1:2	3272-12	1	Pin-Cotter	18	117-5897-03	1	Spindle ASM
10:1:3	302-5	1	Fitting-Grease	19	119-6003	2	Hub ASM
10:1:4	106-4901	1	Seal-End, Rod	20	127-1100	2	Wheel And Tire ASM
11	117-5899-03	1	LH Spindle Housing ASM	20:1	125-5899	1	Wheel
12	87-1470-03	1	End-Tie Rod, LH	20:2	120-2114	1	Tire-Smooth
12:3	32136-3	1	Nut-SHH	20:3	232-27	1	Stem-Valve

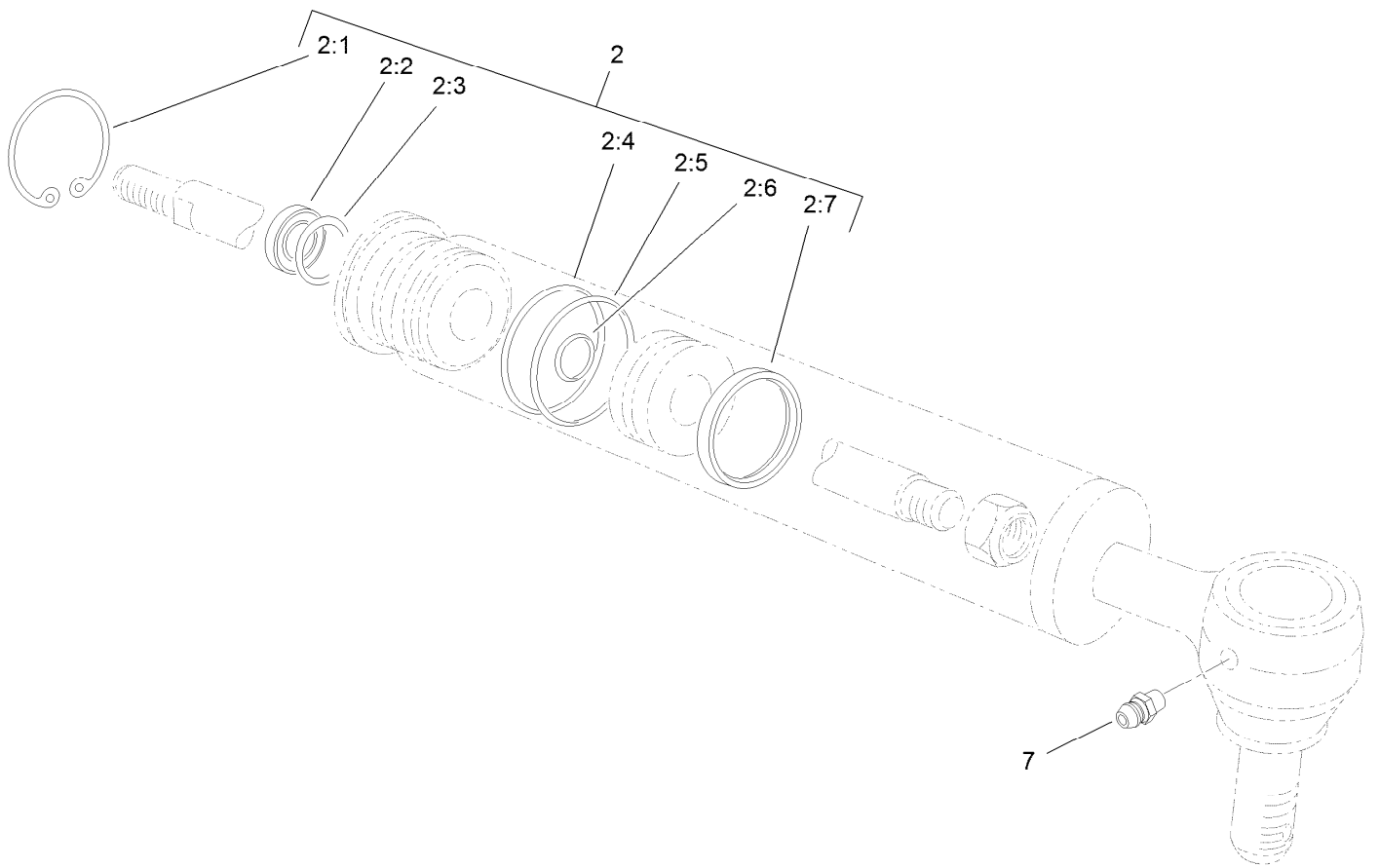
● Not serviced separately



Front Axle Assembly (continued)

Ref.	Part Number	Qty.	Description	Ref.	Part Number	Qty.	Description
21	302-5	2	Fitting-Grease	23	3272-12	1	Pin-Cotter
22	87-7270	1	Washer-Thrust	24	119-1868	1	Washer

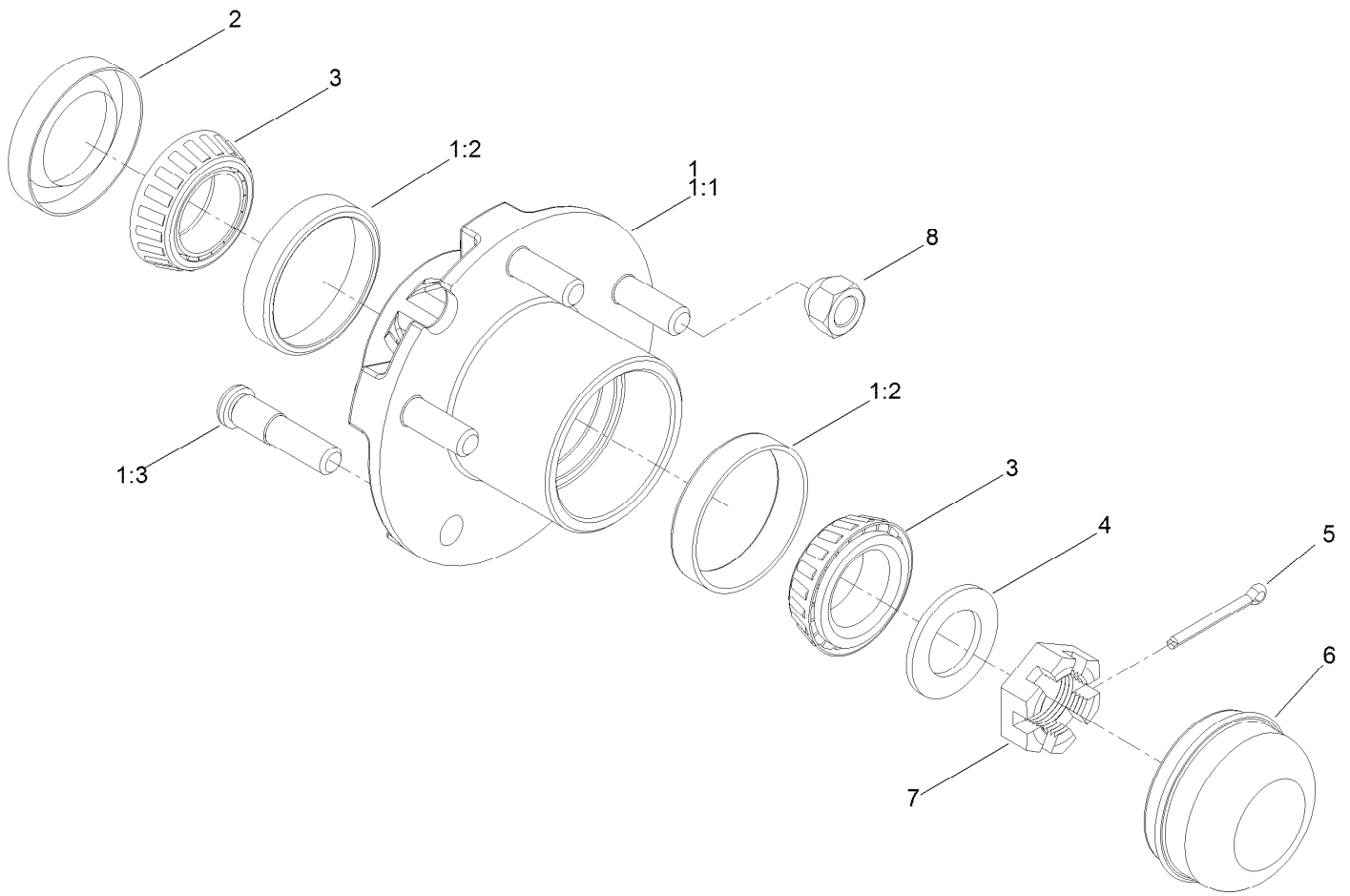
● Not serviced separately



Hydraulic Cylinder Assembly No. 93-6510

<i>Ref.</i>	<i>Part Number</i>	<i>Qty.</i>	<i>Description</i>
2	92-3992	1	Repair Kit
2:1		1	Ring-Retaining ●
2:2		1	Seal-Dust ●
2:3		1	Seal-Rod ●
2:4		1	Ring-Backup ●
2:5		1	O-Ring ●
2:6		1	O-Ring ●
2:7		1	Uniring ●
7	302-5	1	Fitting-Grease

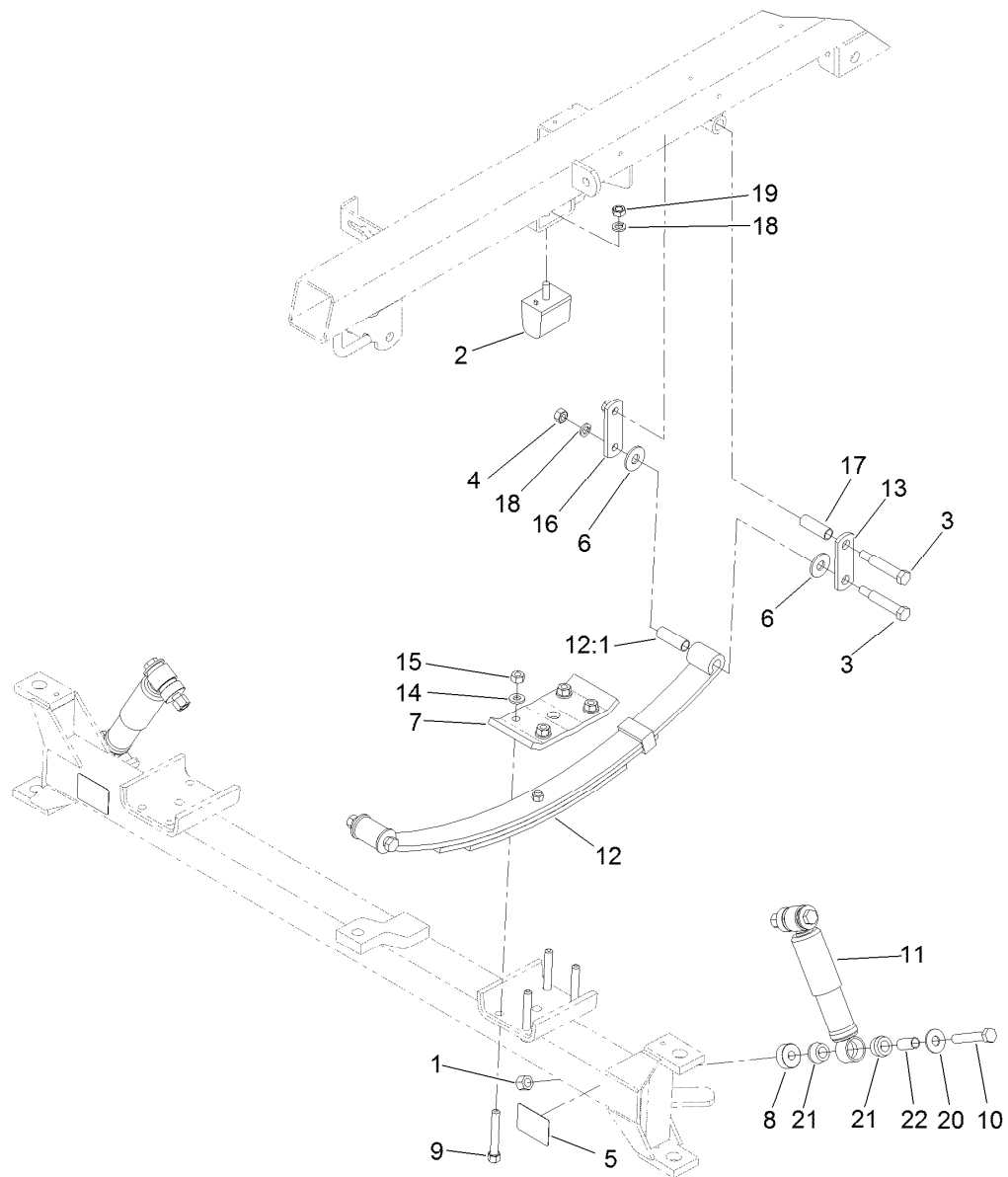
● Not serviced separately



Hub Assembly No. 119-6003

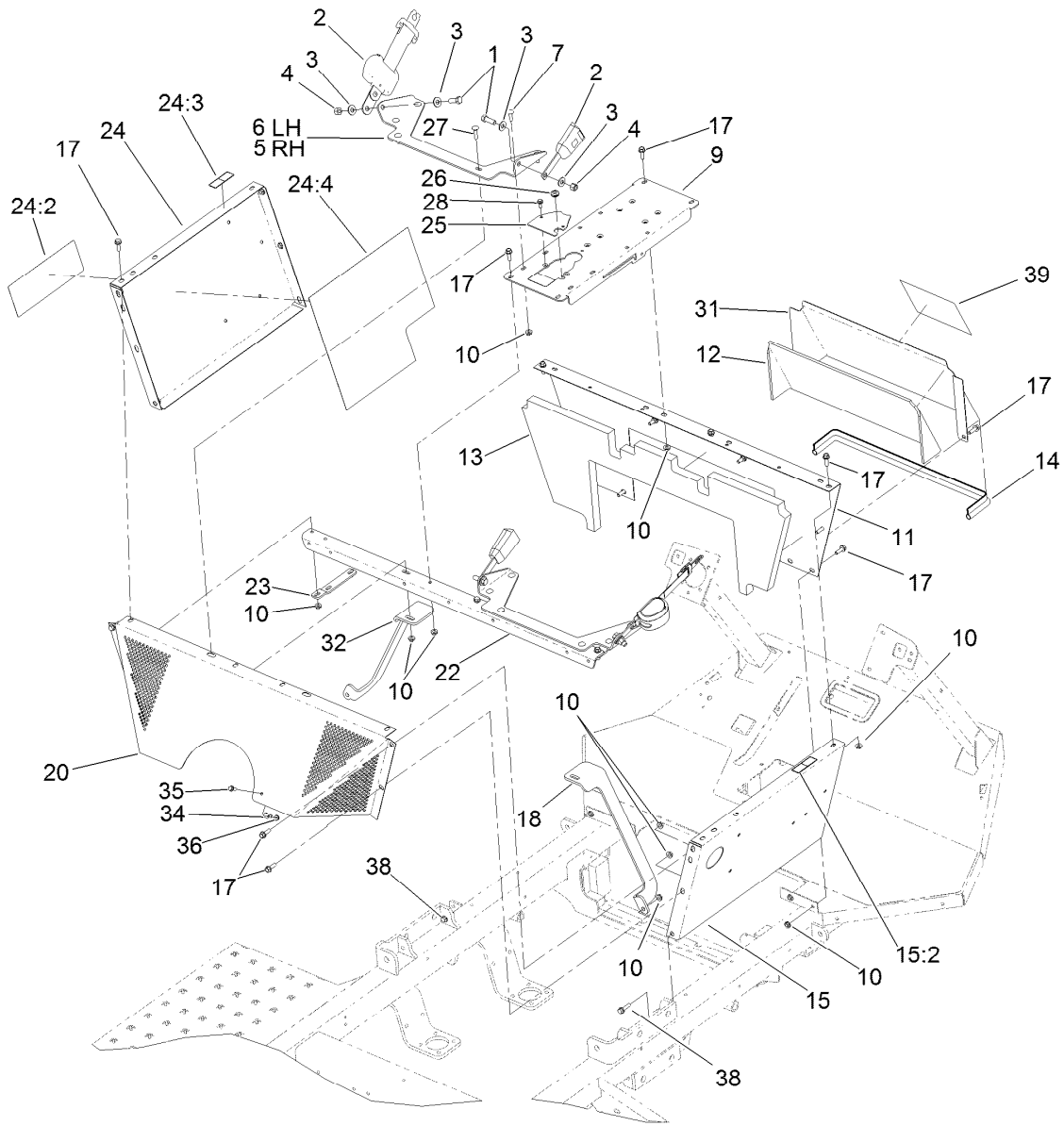
<i>Ref.</i>	<i>Part Number</i>	<i>Qty.</i>	<i>Description</i>
1	119-6001	1	Hub ASM
1:1		1	Hub ●
1:2	115-9471	2	Bearing-Cup
1:3	69-2990	5	Stud-Wheel
2	94-7285	1	Seal
3	254-62	2	Bearing-Roller, Cone
4	85-5770	1	Washer-Thrust
5	3272-18	1	Pin-Cotter
6	119-6004	1	Cap-Dust
7	119-6005	1	Nut-Slotted, Hex
8	242-35	5	Nut-Wheel

● Not serviced separately



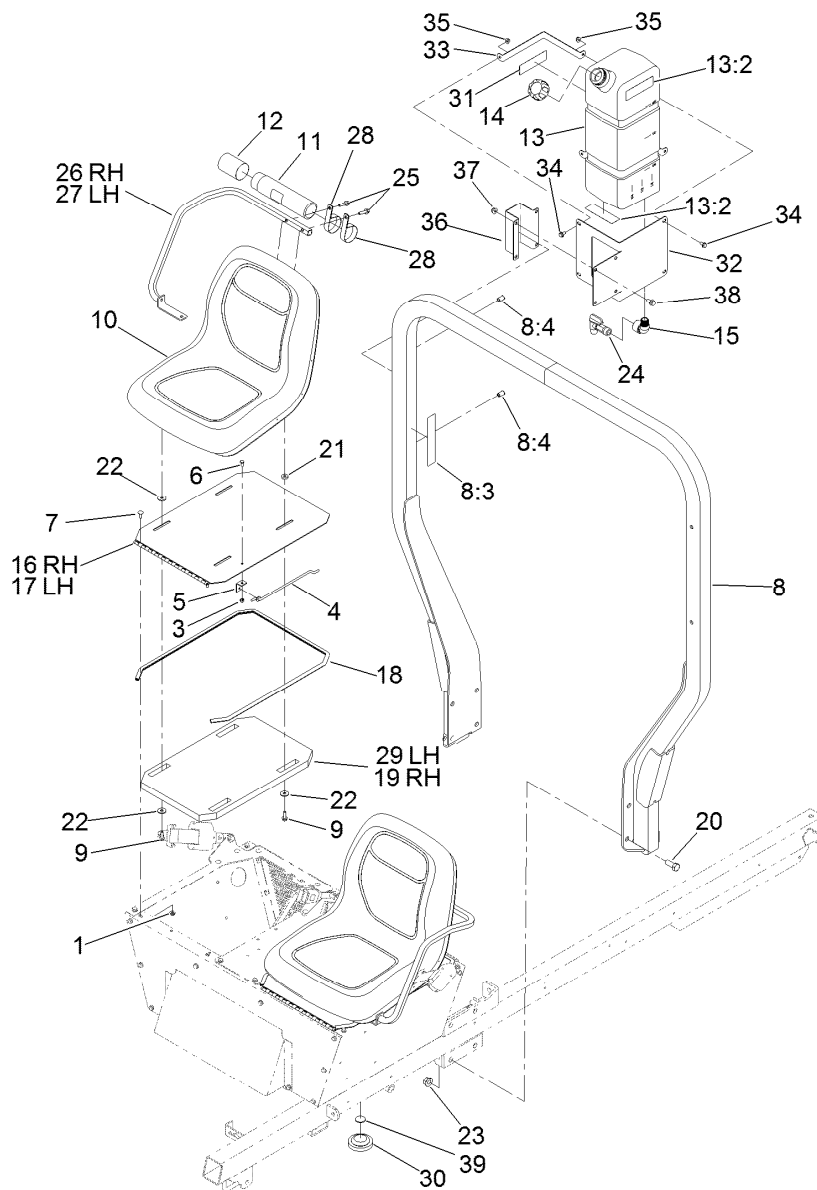
Front Suspension Assembly

Ref.	Part Number	Qty.	Description	Ref.	Part Number	Qty.	Description
1	3296-23	4	Nut-Lock, NI	12:1	119-9437	2	Bushing-Spring, Leaf
2	87-3470	2	Bumper	13	42574	2	Shackel-Outside
3	110-5072	6	Bolt-Shoulder	14	87-7480	8	Washer
4	3217-8	6	Nut-Hex	15	106-0327	8	Nut-Hex
5	107-8667	2	Decal-Jacking	16	42576	2	Shackel-Inside
6	93-6161	8	Washer	17	42592	2	Bushing-Shackle
7	121-5089-03	2	Plate-Top, Spring	18	3253-6	8	Washer-Lock
8	127-2913	4	Spacer	19	93-6166	2	Nut-Hex
9	26-0672	8	Bolt-Blade	20	3256-6	4	Washer-Flat
10	325-12	4	Screw-HH	21	87-3920	8	Bushing
11	121-9774	2	Absorber-Shock	22	127-2925	4	Sleeve
12	99-0570	2	Spring-Leaf				



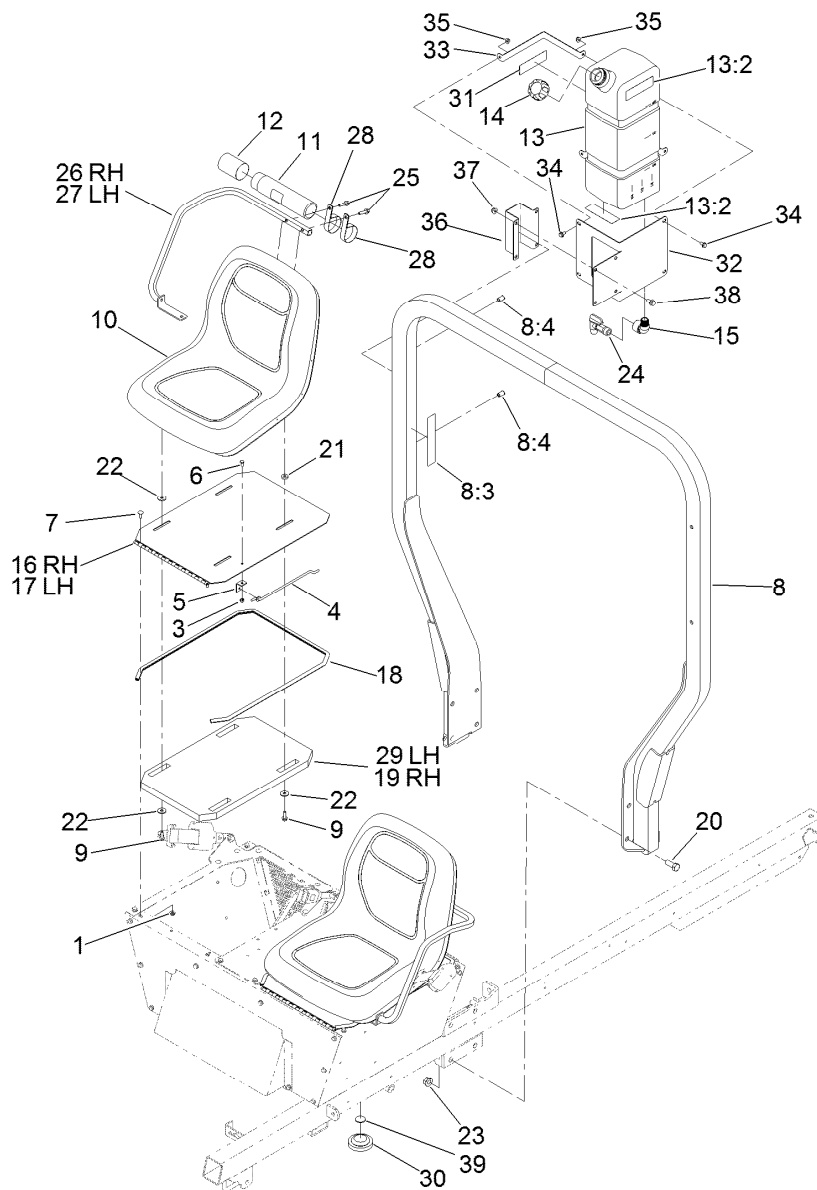
Seat Base Assembly

<i>Ref.</i>	<i>Part Number</i>	<i>Qty.</i>	<i>Description</i>	<i>Ref.</i>	<i>Part Number</i>	<i>Qty.</i>	<i>Description</i>
1	324-5	4	Screw-HH	22	119-5025-03	1	Angle-Seat Box
2	110-0413	2	Seatbelt-Retractable	23	95-2264-03	2	Strap-Support, Belt
3	3256-4	8	Washer-Flat	24	131-5788	1	LH Seat Box Panel ASM
4	3296-48	4	Nut-Lock, NI	24:2	120-0619	1	Decal-Warning
5	121-5071-03	1	Bracket-Seat Belt, RH	24:3	120-0625	1	Decal-Warning, Pinch Point
6	121-5072-03	1	Bracket-Seat Belt, LH	24:4	131-5806	1	Shield-Heat Tape, Seatbase (LH)
7	3230-22	10	Screw-CARR	25	132-7705-03	1	Retainer-Harness, Base
9	132-7667-03	1	Base-Console	26	237-141	1	Grommet-Rubber
10	32128-20	36	Nut-HF	27	3230-3	2	Screw-CARR
11	130-7107-01	1	Panel-Front, Seatbase	28	119-4012	2	Screw-HWHTF
12	130-7132	1	Barrier-Noise, Access Panel	31	130-7119-01	1	Panel-Access, Seatbase
13	130-7135	1	Barrier-Noise, Front Panel	32	107-8730-03	1	Support-LH
14	131-3282	1	Trim	34	2412-72	1	Clip-Closed, Insulated
15	130-7104	1	Panel-Seatbase, RH	35	3234-4	1	Screw-HHF
15:2	120-0625	1	Decal-Warning, Pinch Point	36	104-7201	1	Nut-Flange, NI
17	3234-17	22	Screw-HHF	38	3234-36	2	Screw-HHF
18	107-8729-03	1	Support-RH	39	136-2257	1	Decal-Aid, Quick Reference
20	106-5286-03	1	Shroud-Engine				



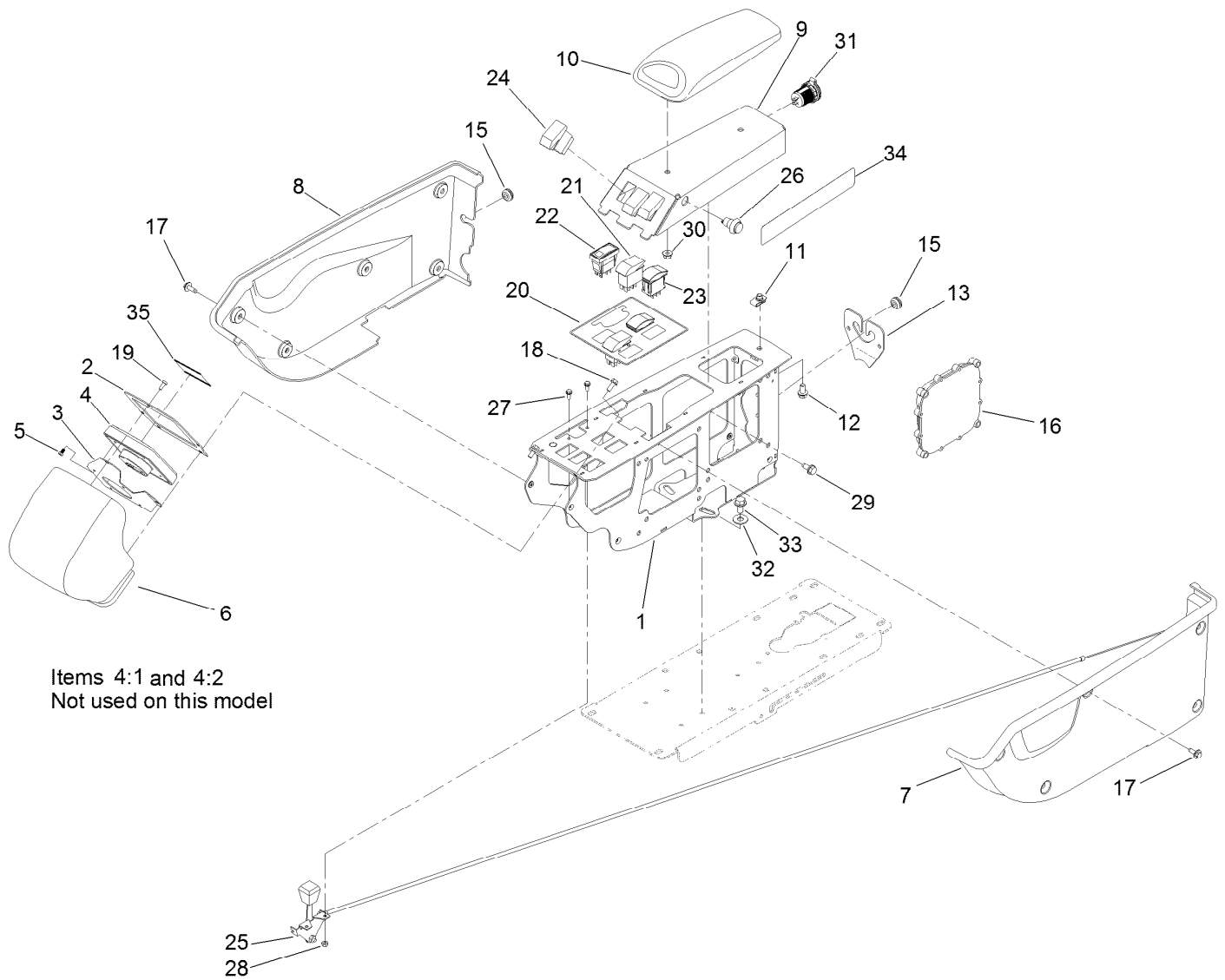
Seat, Fresh Water Tank and Roll-Over Protection System Assembly

<i>Ref.</i>	<i>Part Number</i>	<i>Qty.</i>	<i>Description</i>	<i>Ref.</i>	<i>Part Number</i>	<i>Qty.</i>	<i>Description</i>
1	32128-20	4	Nut-HF	18	94-7085	2	Trim
3	3296-42	2	Nut-Lock, NI	19	108-3290	1	Barrier-Noise, Seat
4	94-7204	2	Rod-Prop, Seat	20	327-4	8	Screw-HH
5	94-7203	2	Bracket	21	7-0081	6	Washer-Flat
6	321-3	2	Screw-HH	22	52-2861	10	Washer
7	3230-23	4	Screw-CARR	23	32128-50	8	Nut-Flange
8	119-0589	1	ROPS ASM	24	100-7011	1	Spigot-90 DEG
8:3	117-4955	1	Decal-Danger, ROPS (CE)	25	33104-035	4	Screw-HHF
8:4	32148-10	2	Insert-Nut	26	119-0732-03	1	Armrest-RH
9	33104-025	8	Screw-HHF	27	119-0731-03	1	Armrest-LH
10	112-2923	2	Seat ASM	28	2412-133	2	R-Clamp
11	104-7050	1	Tube-Manual	29	132-7666	1	Barrier-Noise, Seat
12	104-7048	1	Cap-Housing	30	100-3524	1	Switch-Seat
13	132-7745	1	Fresh Water Tank ASM	31	120-0616	1	Decal-Water, Fresh
13:2	120-0616	3	Decal-Water, Fresh	32	132-5619-03	1	Mount-Tank, Eye Wash
14	106-5052	1	Cap-Water, Fresh	33	132-7628-03	2	Band-Tank, Eye Wash
15	132-7706	1	Elbow-90DEG	34	3234-7	4	Screw-HHF
16	108-3289-03	1	Panel-Seat, RH	35	104-8300	4	Nut-Flange, NI
17	132-7664-03	1	Panel-Seat, LH				



Seat, Fresh Water Tank and Roll-Over Protection System Assembly (continued)

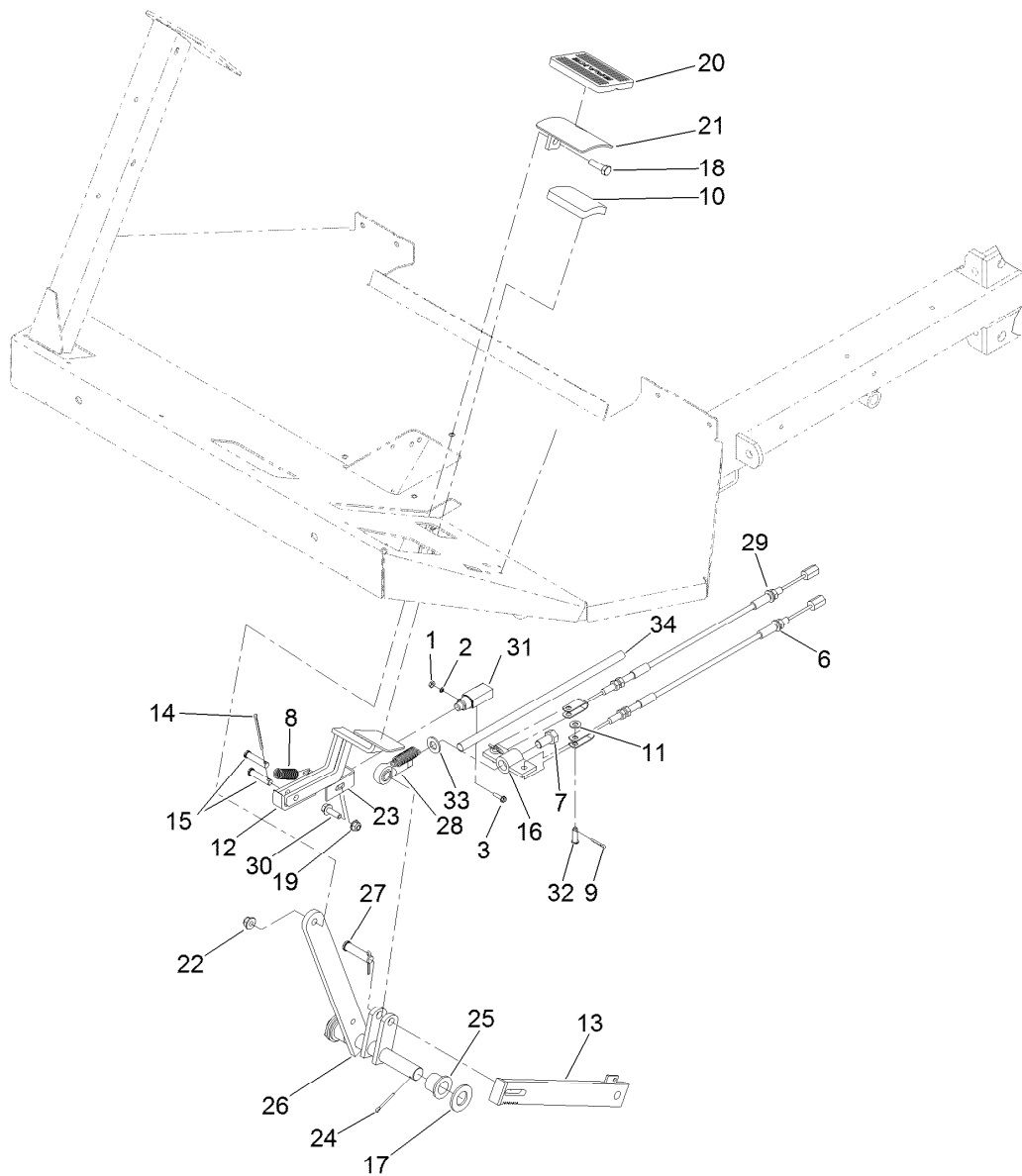
<i>Ref.</i>	<i>Part Number</i>	<i>Qty.</i>	<i>Description</i>	<i>Ref.</i>	<i>Part Number</i>	<i>Qty.</i>	<i>Description</i>
36	132-7627-03	1	Clamp-Bracket, Fresh Water Tank	38	3234-1	4	Screw-HHF
37	104-8301	4	Nut-Flange, NI	39	133-2797	1	Disc-Plunger



Items 4:1 and 4:2
Not used on this model

Control Console Assembly

Ref.	Part Number	Qty.	Description	Ref.	Part Number	Qty.	Description
1	132-5640-03	1	Frame-Console	18	32144-85	2	Screw-HWH
2	132-7615-03	1	Plate-Monitor	19	3250-12	3	Screw-PPH
3	132-7610-03	1	Retainer-Monitor	20	132-7695	1	Decal-Console
4	125-5320	1	Infocenter	21	100-8490	2	Switch-Rocker
4:1	115-8884	4	Nut-Thumb	22	104-9007	1	Switch-Rocker
4:2	115-8885	4	Stud	23	100-1535	2	Switch
5	132-7668	4	Screw-PPH	24	95-8999	3	Switch
6	132-7617	1	Hood-Console	25	119-0564	1	Control-Throttle
7	132-7611	1	Cover-LH	26	125-7996	1	Switch-Pb, Momentary
8	132-7612	1	Cover-RH	27	3290-321	2	Screw-HWH
9	132-5645-03	1	Panel-Arm	28	3296-2	2	Nut-Lock, NI
10	131-9637	1	Armrest-Quick Find	29	32144-70	4	Screw-HWHTF
11	112-3306	1	Nut	30	104-8300	2	Nut-Flange, NI
12	3234-14	1	Screw-HHF	31	131-8388	1	Socket-USB
13	132-7704-03	1	Retainer-Harness, Console	32	3256-4	3	Washer-Flat
15	237-141	2	Grommet-Rubber	33	110-9380	3	Screw-HWH
16	114-3321	1	Controller-Tec	34	132-7786	1	Decal-Quickfind
17	119-4012	12	Screw-HWHTF	35	114-5554	1	Decal-Center, Info



Brake Pedal Assembly

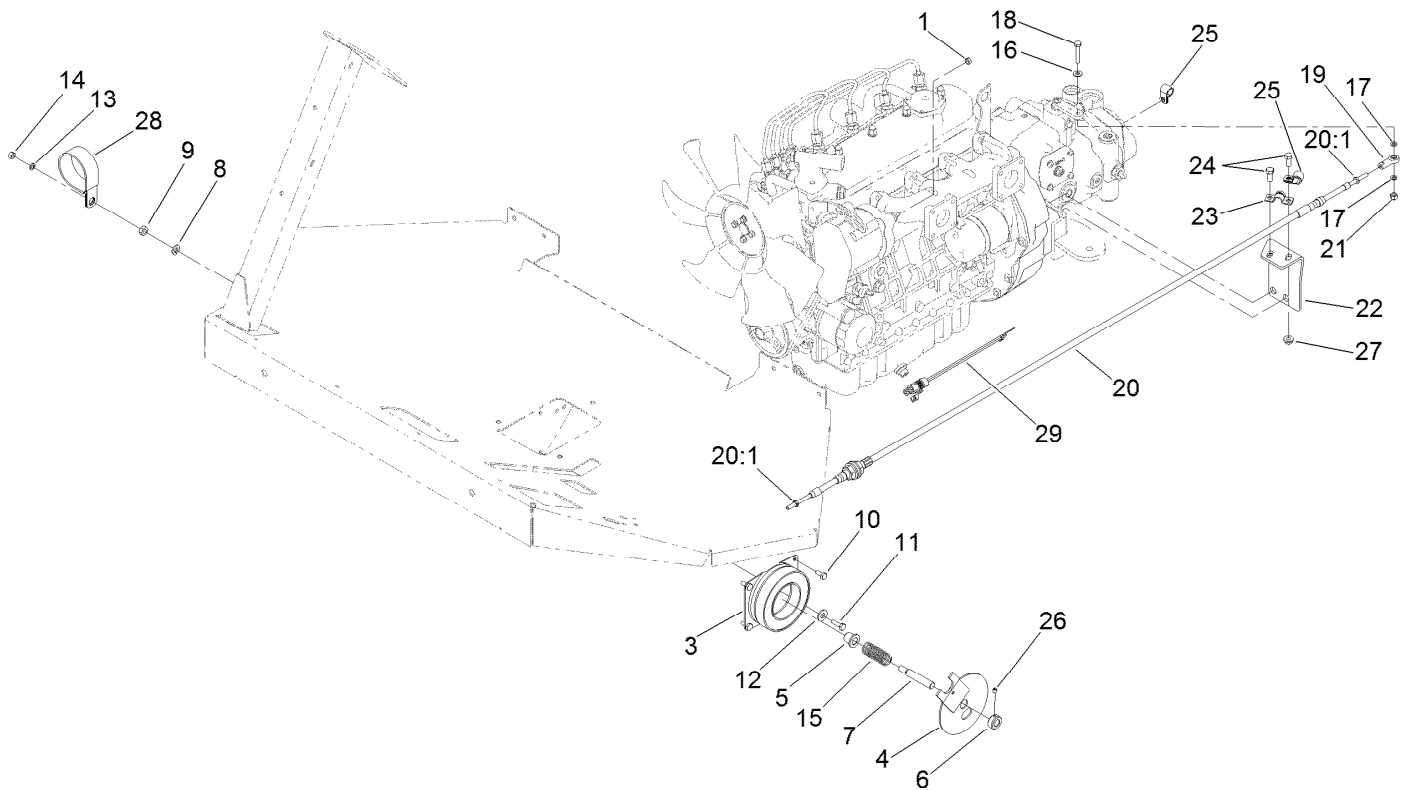
Ref.	Part Number	Qty.	Description	Ref.	Part Number	Qty.	Description
1	3217-26	2	Nut-Hex	19	104-8300	1	Nut-Flange, NI
2	3253-17	2	Washer-Lock	20	7-3900	1	Pad-Brake
3	32105-13	2	Screw-HWH	21	100-8422-03	1	Bracket-Pedal
6	119-9364	1	Cable-Brake, LH	22	104-8301	1	Nut-Flange, NI
7	3213-1	1	Screw-HH	23	93-6592-03	1	Bracket
8	92-0417	2	Spring-EXT	24	3272-12	3	Pin-Cotter
9	3272-10	2	Pin-Cotter	25	94-7164	2	Bearing
10	42719	1	Pad-Pedal	26	93-6589	1	Shaft-Brake
11	3256-23	2	Washer-Flat	27	42195	1	Pin-Clevis
12	93-6599-03	1	Catch	28	522087	1	Rod-End
13	93-6598-03	1	Strap-Brake	29	119-9365	1	Cable-Brake, RH
14	3272-53	1	Pin-Cotter	30	3234-17	1	Screw-HHF
15	283-15	2	Pin-Clevis	31	99-7407	1	Switch
16	93-6595	1	Equalizer-Brake	32	283-58	2	Pin-Clevis
17	3256-29	3	Washer-Flat	33	3256-26	1	Washer-Flat
18	323-7	1	Screw-HH	34	130-7176	1	Sleeve-Thermal, Wrap



Traction Pedal Assembly

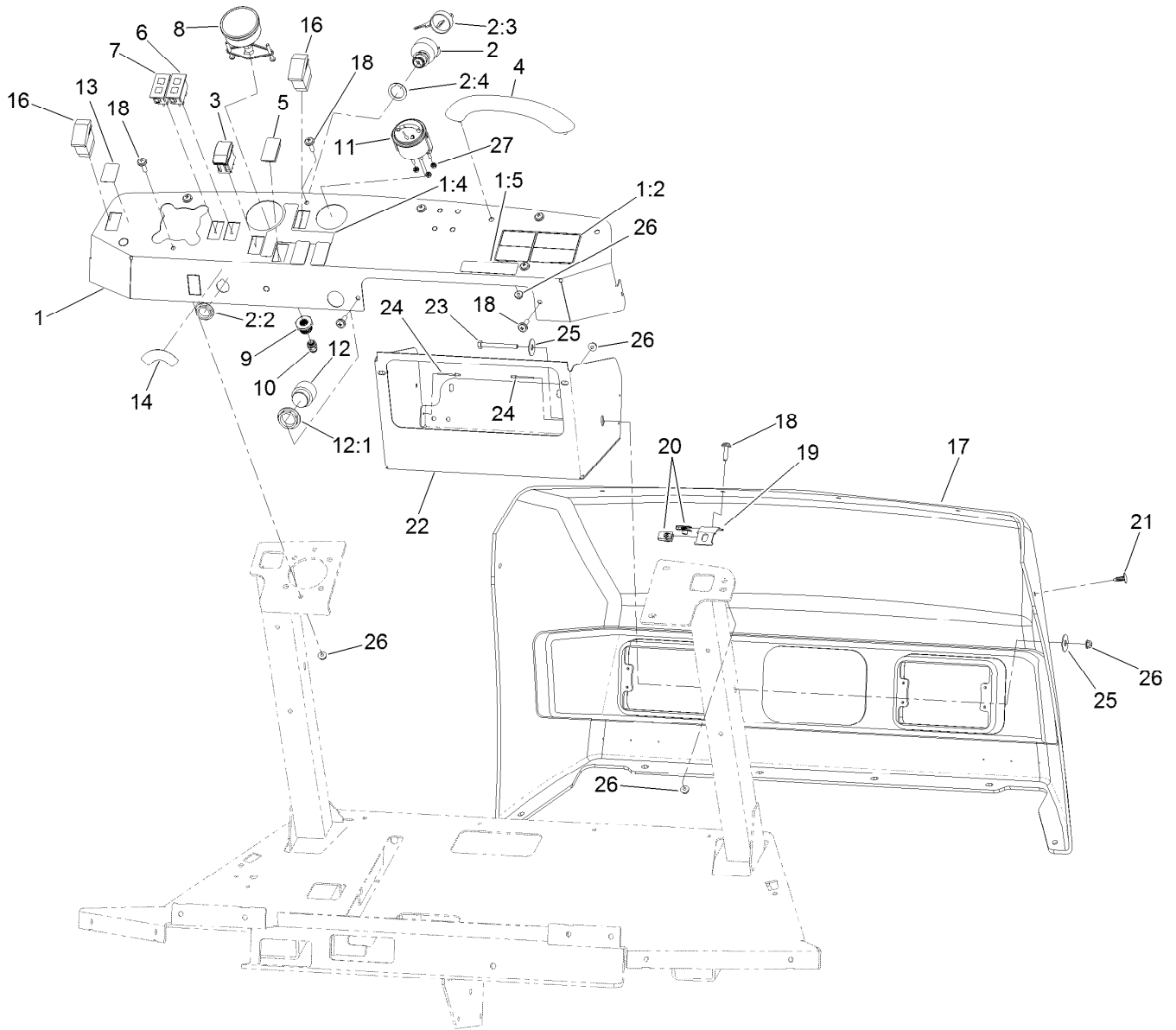
Ref.	Part Number	Qty.	Description	Ref.	Part Number	Qty.	Description
1	92-0450-03	1	Bracket-Pin	13	32121-11	1	Pin-Roll
2	92-0448	1	Pin-Pivot	14	3234-4	2	Screw-HHF
3	106-5247-03	1	Traction Pedal ASM	15	104-7201	2	Nut-Flange, NI
3:1		1	Pedal-Traction ●	16	321-9	1	Screw-HH
3:1:6	106-5248	1	Spacer	17	33093-00	2	Washer-Flat
4	71-0440	1	Abrasive-Pedal	18	2411-41	1	Rod End-Ball Joint
5	95-3857	1	Screw-HSBH	19	3296-42	1	Nut-Lock, NI
6	80-7730	1	Spacer	20	3272-7	2	Pin-Cotter
7	2411-36	1	Bearing-End, Rod	21	104-8301	1	Nut-Flange, NI
8	92-7609	1	Shaft-Spring	22	71-0450	1	Abrasive-Pedal, Rear
9	3220-3	1	Nut-HJ	23	3234-14	2	Screw-HHF
10	92-7608-03	1	Bracket-Spring	24	256-156	2	Bushing-Flange
11	3256-5	1	Washer-Flat	25	84-9100	1	Spring
12	92-7610	1	Retainer-Spring				

● Not serviced separately



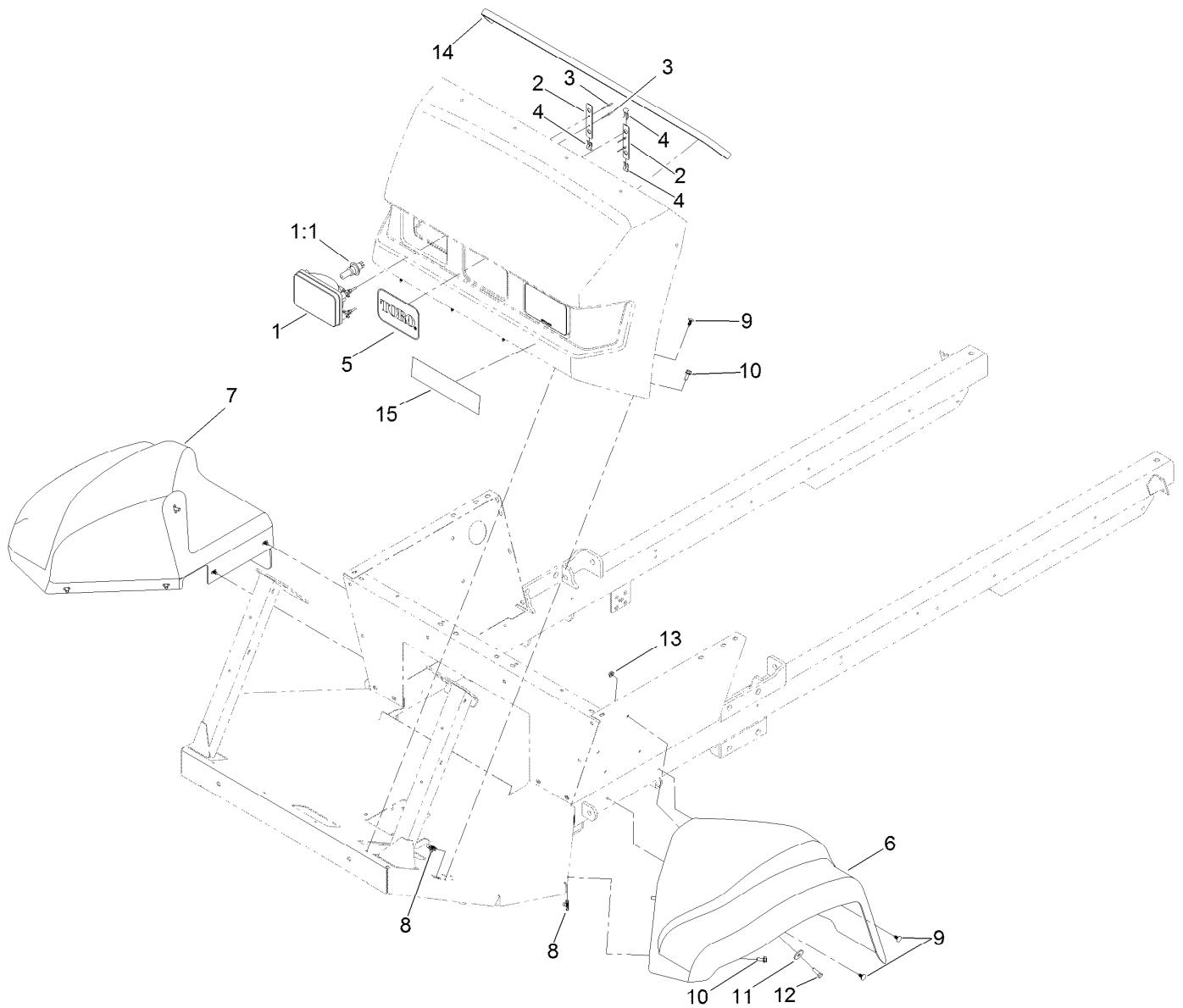
Throttle Assembly

<i>Ref.</i>	<i>Part Number</i>	<i>Qty.</i>	<i>Description</i>	<i>Ref.</i>	<i>Part Number</i>	<i>Qty.</i>	<i>Description</i>
1	33013-00	1	Nut-Hex	17	33093-00	2	Washer-Flat
3	42-1720	1	Core-Field, Coil	18	321-9	1	Screw-HH
4	43-6110-03	1	Plate-Clutch	19	2411-41	1	Rod End-Ball Joint
5	256-273	1	Bushing-Flange	20	106-5233	1	Cable-Traction
6	43-6320	1	Collar	20:1	3220-1	2	Nut-Jam
7	69-9170	1	Shaft-Cruise	21	3296-42	1	Nut-Lock, NI
8	3253-5	1	Washer-Lock	22	119-9359	1	Bracket-Cable, Rear
9	3217-7	1	Nut-Hex	23	93-2092	1	Clamp-Cable
10	321-3	3	Screw-HH	24	322-3	2	Screw-HH
11	321-5	1	Screw-HH	25	2412-93	2	Clamp-R
12	3256-3	1	Washer-Flat	26	3245-32	1	Screw-HSH
13	3253-3	4	Washer-Lock	27	32128-20	2	Nut-HF
14	3217-5	4	Nut-Hex	28	2412-102	1	Clamp-R
15	43-6200	1	Spring-Compression	29	99-3441	1	Harness-Wire, Fusible Link
16	3256-22	1	Washer-Flat				



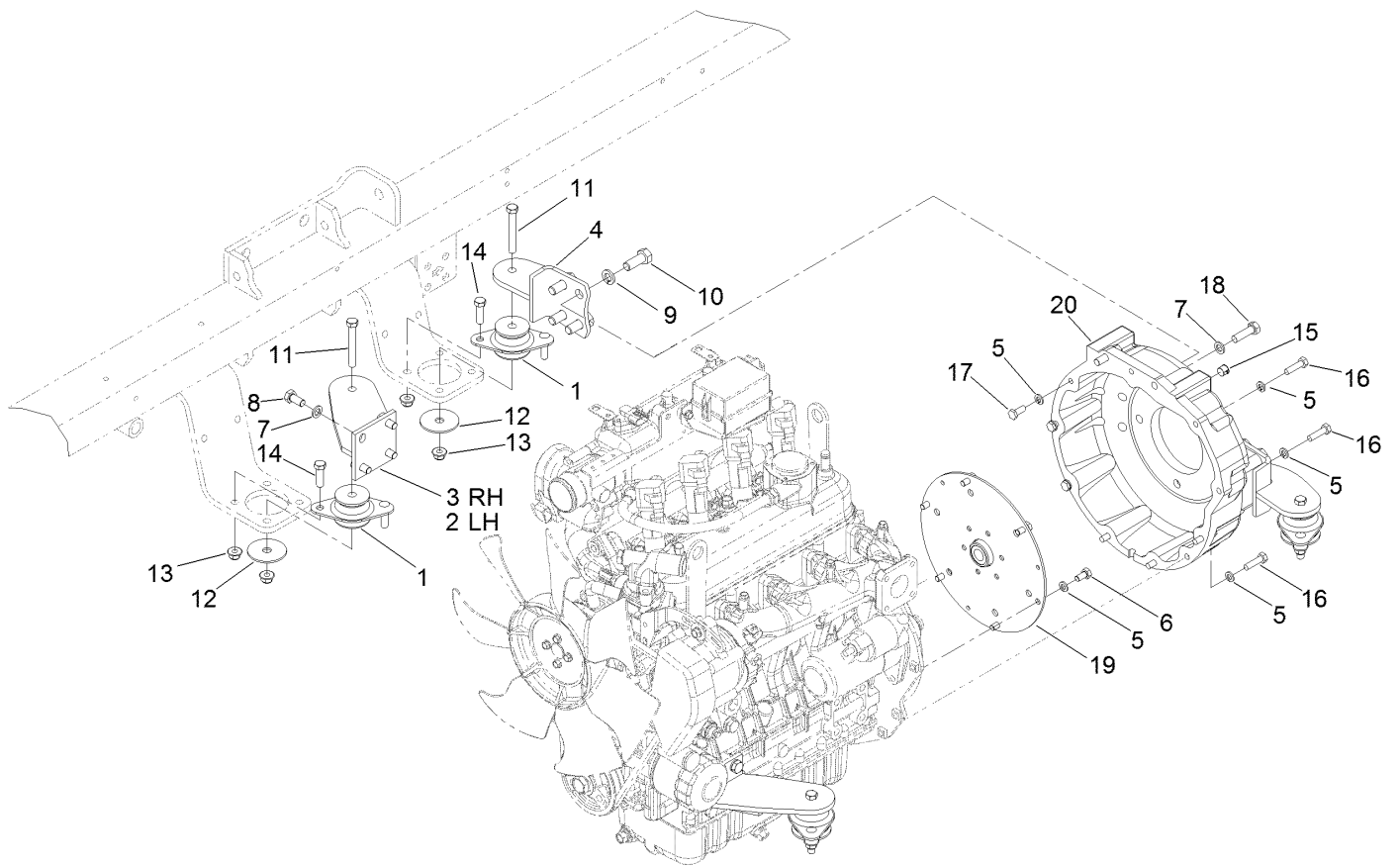
Dash Panel Assembly

Ref.	Part Number	Qty.	Description	Ref.	Part Number	Qty.	Description
1	132-7690	1	Dash Panel ASM	12	80-9330	1	Audio Alarm ASM
1:2	120-0624	1	Decal-Warning, Passenger	12:1	104-5107	1	Nut-Plastic, Knurled
1:4	132-7689	1	Decal-Switch	13	132-7708	1	Decal-Lights, Horn
1:5	117-2718	1	Decal-Arrester, Spark	14	119-6035	1	Decal-Ignition Switch
2	106-5269	1	Ignition Switch ASM	16	95-8999	2	Switch
2:2	108-8660	1	Nut-Mounting	17	117-0793	1	Hood
2:3	106-5270	1	Ignition Key Set	18	110-9361	12	Screw-PPH, Sems
2:4	108-8659	1	Washer-Backup	19	117-0735	4	Bracket-Hood
3	100-1535	1	Switch	20	107069	8	Clip
4	117-4948	1	Handle-Grab	21	117-2382	2	Plug-Plastic
5	99-7420	3	Plug-Hole	22	136-0426-03	1	Compartment-Storage
6	120-6324	1	Cluster-Light, Incandescent	23	321-15	1	Screw-HH
7	100-8070	1	Lamp-Warning	24	3269-32	3	Rivet-Pop
8	120-8546	1	Gauge-Pressure	25	52-2860	2	Washer
9	100-8665	1	Reducer-Gauge, Pressure	26	104-7201	7	Nut-Flange, NI
10	100-8667	1	Coupler-Reducer	27	363-1483	3	Nut-Hex, K Lock
11	132-7614	1	Gauge-Fuel				



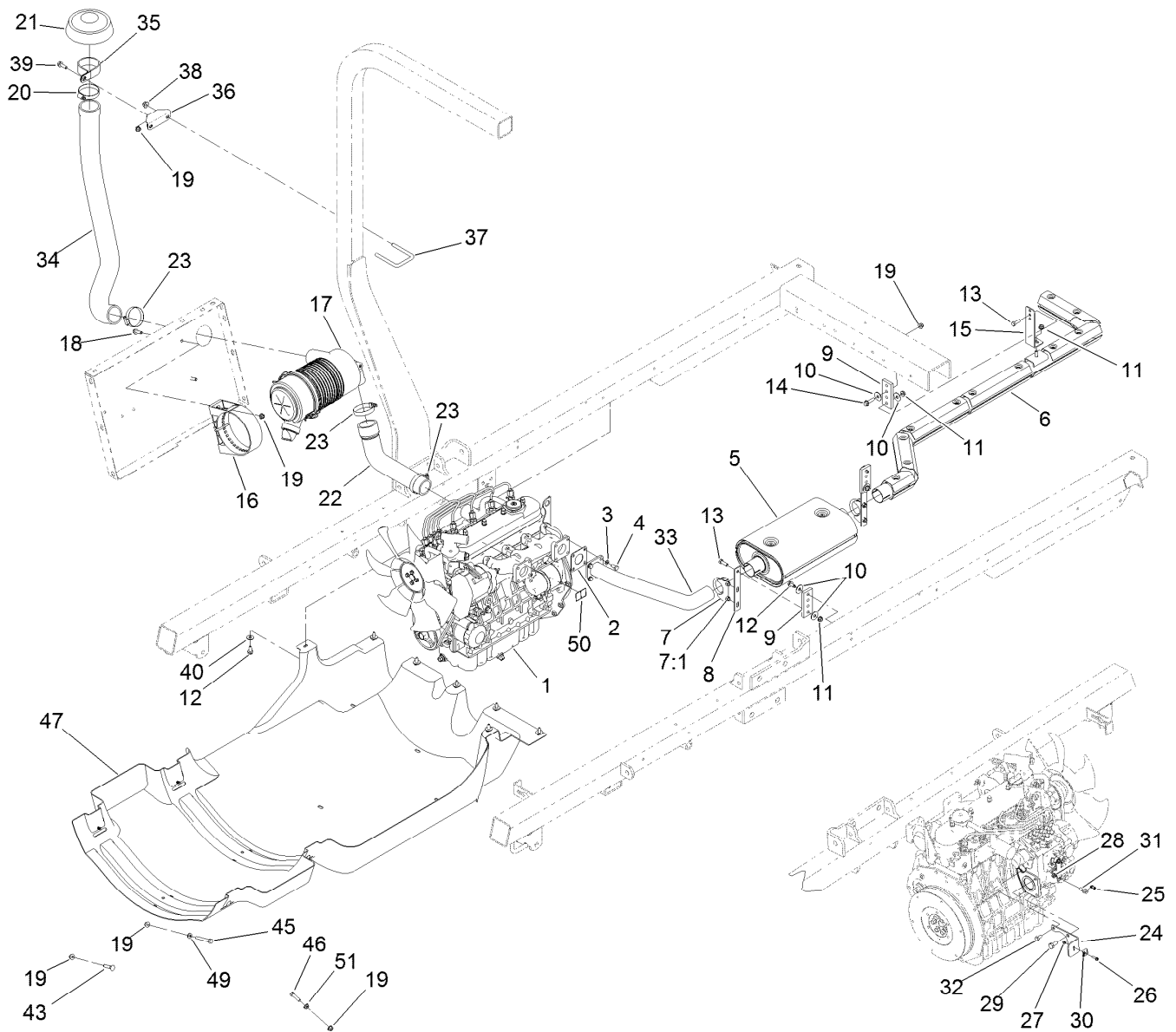
Front Fender and Headlight Assembly

<i>Ref.</i>	<i>Part Number</i>	<i>Qty.</i>	<i>Description</i>	<i>Ref.</i>	<i>Part Number</i>	<i>Qty.</i>	<i>Description</i>
1	132-6703	2	Headlight ASM	8	94-2413	6	Nut-U
1:1	115-2395	1	Bulb-Light	9	117-2382	8	Plug-Plastic
2	117-5832	4	Bracket-Headlight	10	3234-47	6	Screw-HHF
3	3290-274	8	Rivet-Pop	11	63-8410	2	Washer
4	115-2408	6	Clip-Speed	12	322-5	2	Screw-HH
5	62-5550	1	Decal	13	32128-20	2	Nut-HF
6	119-0417	1	Fender	14	119-0504	1	Trim-Hood
7	119-0418	1	Fender	15	131-3308	1	Decal



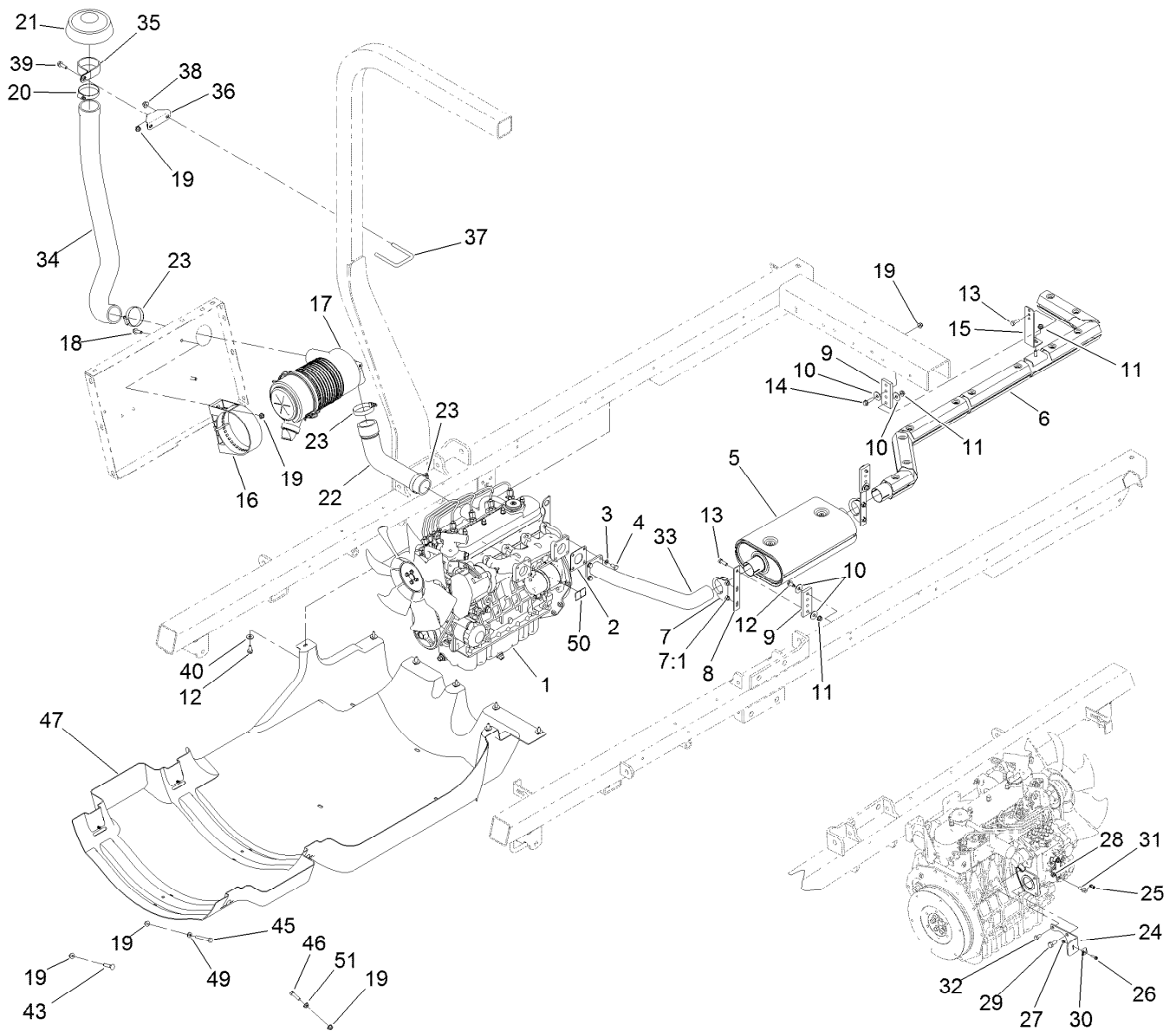
Engine Mounting and Bell Housing Assembly

<i>Ref.</i>	<i>Part Number</i>	<i>Qty.</i>	<i>Description</i>	<i>Ref.</i>	<i>Part Number</i>	<i>Qty.</i>	<i>Description</i>
1	131-1821	4	Mount-Engine	11	323-13	4	Screw-HH
2	117-0667-03	1	Bracket-LH	12	87-5100	4	Washer-Snubbing
3	117-0666-03	1	Bracket-RH	13	104-8301	12	Nut-Flange, NI
4	117-0669-03	2	Bracket-Mount, Rear	14	323-7	8	Screw-HH
5	3253-4	15	Washer-Lock	15	119-6039	2	Plug-Plastic
6	99-5132	6	Bolt	16	33114-030	6	Screw-HH
7	48-9590	10	Washer-Lock	17	33114-020	3	Screw-HH
8	63-7790	8	Screw-Cap	18	56-2140	2	Screw-HH
9	3253-7	8	Washer-Lock	19	92-0285	1	Coupling ASM
10	325-5	8	Screw-HH	20	105-0100	1	Housing-Flywheel



Engine, Exhaust and Air Cleaner Assembly

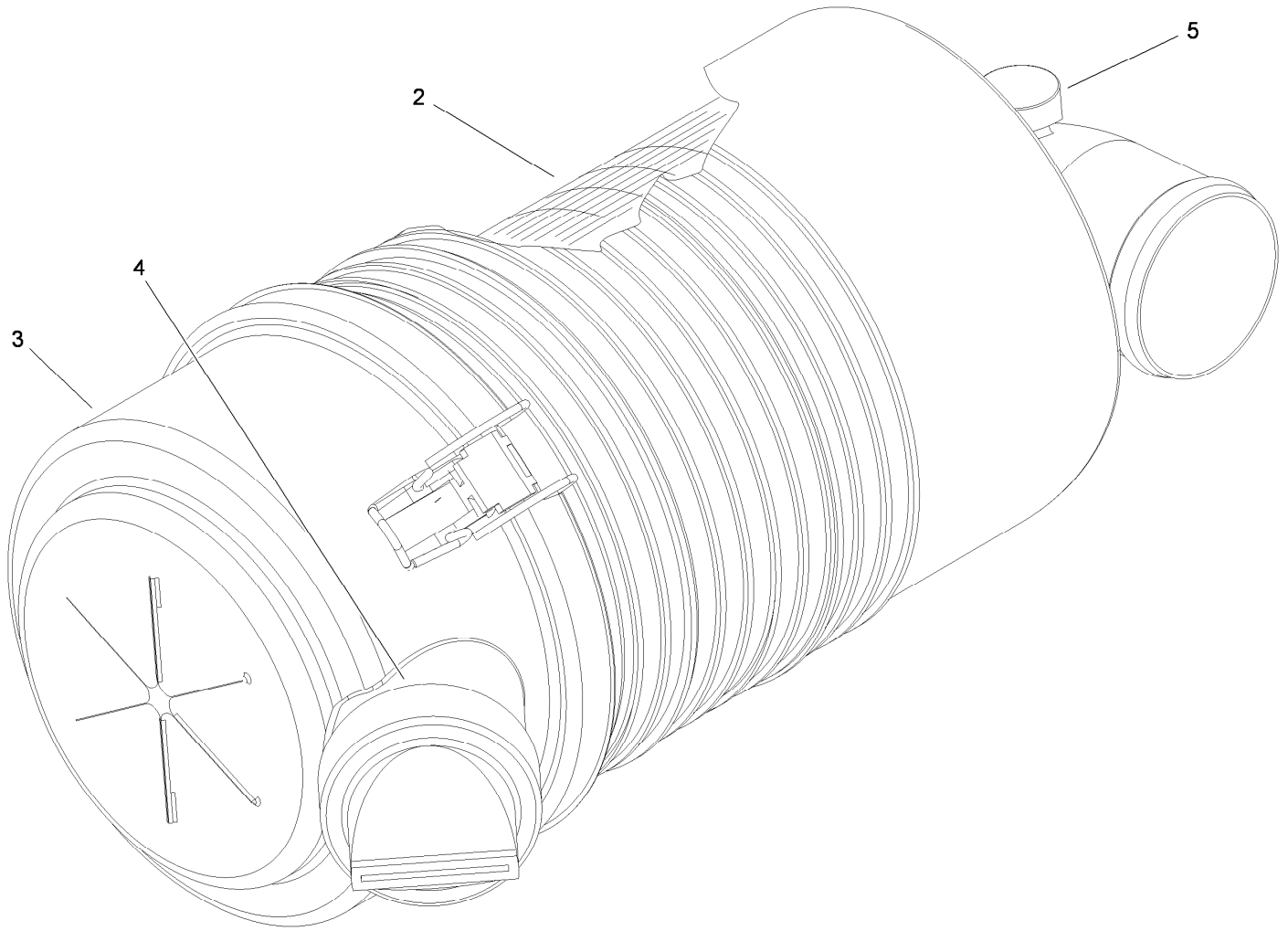
Ref.	Part Number	Qty.	Description	Ref.	Part Number	Qty.	Description
1	132-5205	1	Engine-Kubota, V1505	21	105-2539	1	Cap
2	99-8343	1	Gasket-Muffler	22	106-5241	1	Hose-Cleaner, Air
3	3253-4	4	Washer-Lock	23	2412-130	3	Clamp-Hose
4	33114-016	4	Screw-HH	24	110-9009-03	1	Bracket-Cable, Throttle
5	120-8536	1	Muffler	25	112-9919	1	Stop-Cable, Throttle
6	131-3333	1	Pipe-Tail	26	32105-13	1	Screw-HWH
7	2112-6	2	Clamp-Muffler	27	3296-2	1	Nut-Lock, NI
7:1	3218-2	2	Nut-Jam	28	3296-20	1	Nut-Lock, NI
8	119-0503	2	Hanger-Muffler	29	63-7790	1	Screw-Cap
9	117-0744	3	Hanger-Muffler	30	81-1690	1	Clamp-Cable
10	52-2860	6	Washer	31	98-9311	1	Swivel-Throttle
11	32128-25	4	Nut-HF	32	99-5132	1	Bolt
12	32104-32	7	Screw-HWH	33	117-7950	1	Manifold-Exhaust
13	322-5	3	Screw-HH	34	136-2267	1	Hose-Air Cleaner
14	119-4036	1	Screw-HHF	35	2412-102	1	Clamp-R
15	120-8557	1	Bracket-Hanger	36	131-3319-03	1	Bracket-Mount, Air Intake
16	98-4525	1	Bracket-Cleaner, Air	37	47-3460	1	U-Bolt
17	106-5277	1	Air Cleaner ASM	38	104-8301	2	Nut-Flange, NI
18	3234-17	2	Screw-HHF	39	3234-29	1	Screw-HHF
19	104-8300	8	Nut-Flange, NI	40	3256-3	5	Washer-Flat
20	2412-42	1	Clamp-Hose	43	33-5790	1	Bolt-CARR



Engine, Exhaust and Air Cleaner Assembly (continued)

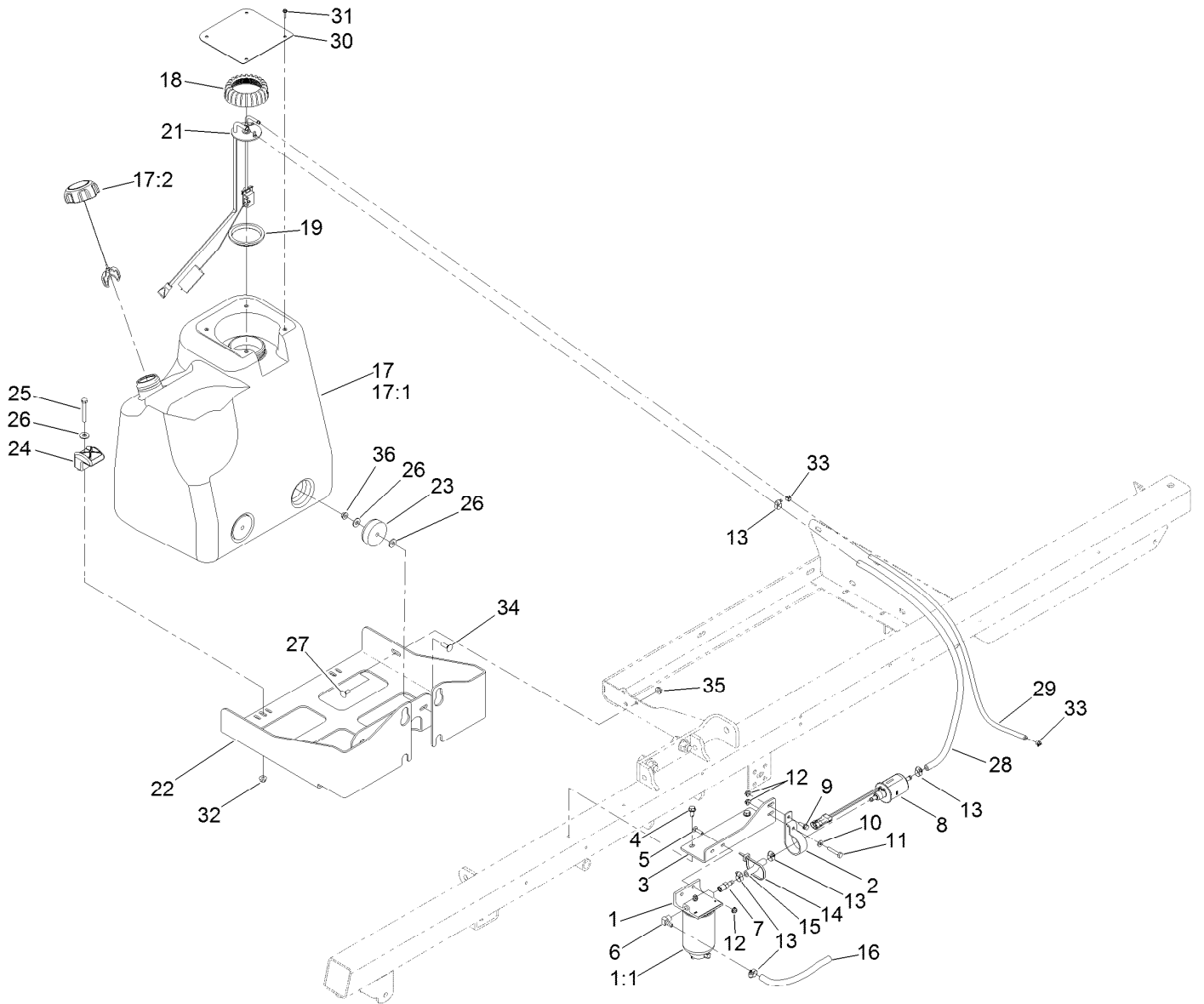
Ref.	Part Number	Qty.	Description
45	322-13	1	Screw-HH
46	322-6	2	Screw-HH
47	130-7177	1	Shroud-Undercarriage

Ref.	Part Number	Qty.	Description
49	3256-23	1	Washer-Flat
50	106-5517	1	Decal-Warning
51	32128-20	1	Nut-HF



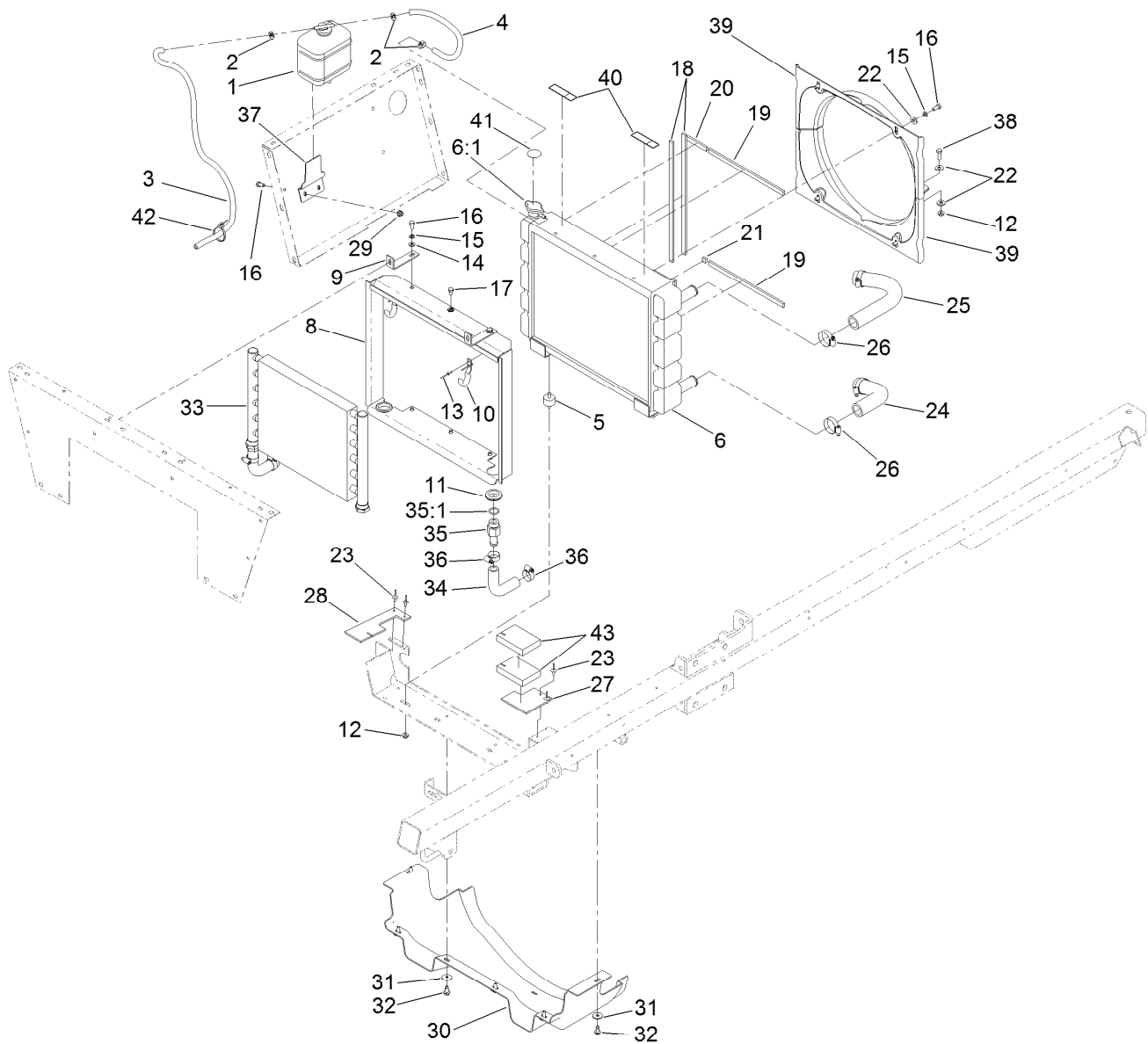
Air Cleaner Assembly No. 106-5277

<i>Ref.</i>	<i>Part Number</i>	<i>Qty.</i>	<i>Description</i>
2	108-3810	1	Filter-Air
3	98-9771	1	Cover ASM
4	87-9400	1	Valve-Vacuator
5	285-17	1	Plug-Pipe



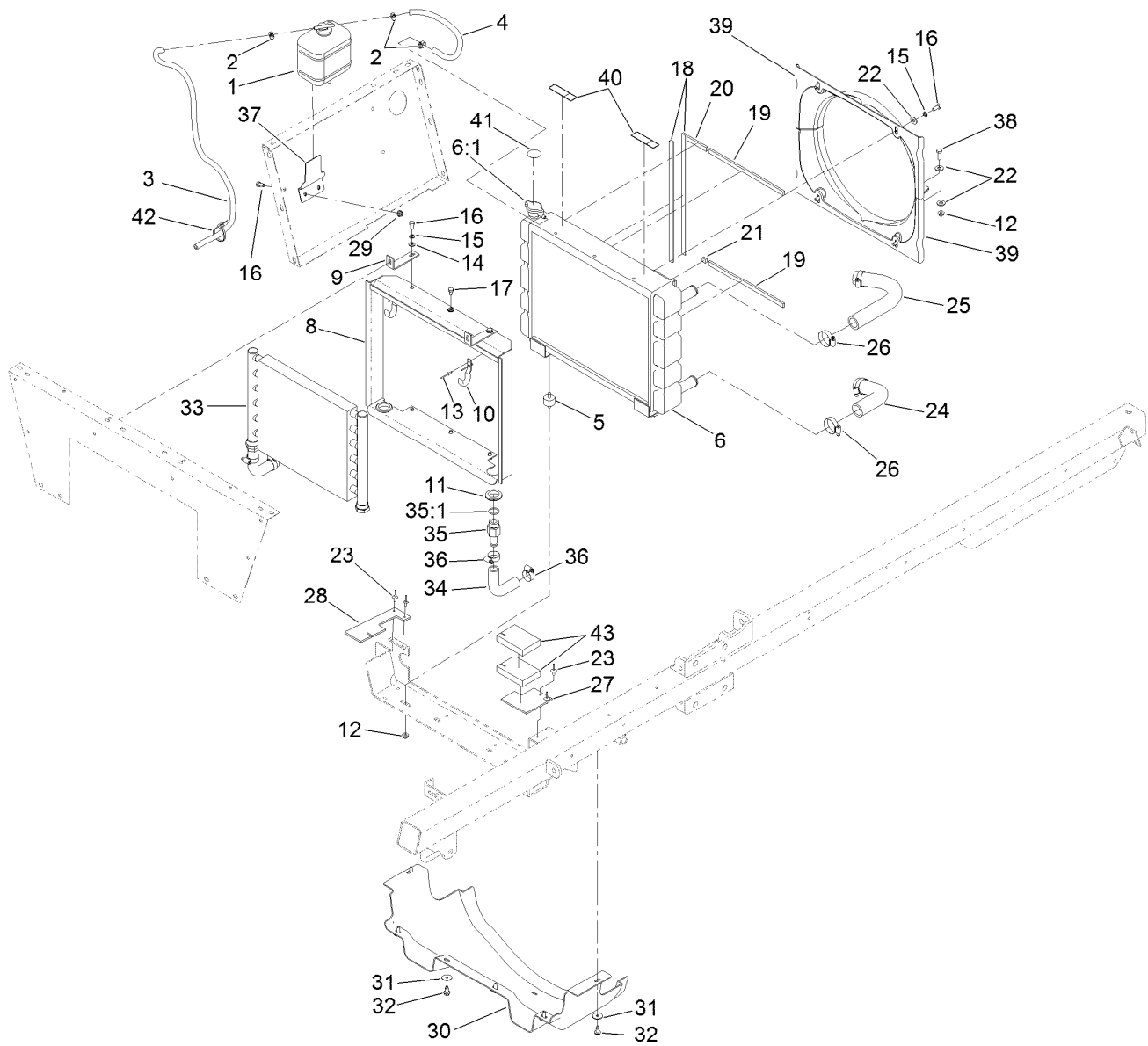
Fuel Tank Assembly

Ref.	Part Number	Qty.	Description	Ref.	Part Number	Qty.	Description
1	110-9044	1	Separator-Filter	17:2	117-5894	1	Fuel Cap ASM
1:1	110-9049	1	Filter-Spin On	18	115-2162	1	Cap-Pump, Fuel
2	110-8817	1	Bracket-Pump, Fuel	19	115-2163	1	Gasket-Pump, Fuel
3	130-7126-03	1	Plate-Fuel, Diesel	21	132-7619	1	Sender-Fuel
4	32104-32	2	Screw-HWH	22	131-9550-03	1	Bracket-Tank, Fuel Tank
5	3229-2	2	Screw-CARR	23	108-1605	2	Bumper-Recess
6	353-781	1	Fitting-Elbow	24	107-4543	2	Clamp
7	353-783	1	Fitting-Straight	25	322-11	2	Screw-HH
8	110-8806	1	Pump-Fuel	26	3256-3	6	Washer-Flat
9	3234-4	1	Screw-HHF	27	3230-1	1	Bolt-CARR
10	3256-22	1	Washer-Flat	28	110-6186	1	Hose-Fuel
11	321-9	1	Screw-HH	29	110-3254	1	Hose-Fuel
12	104-7201	4	Nut-Flange, NI	30	127-8971-03	1	Cover-Tank, Fuel
13	2412-108	5	Clamp-Worm	31	98-1375	4	Screw-HWH
14	3290-378	1	Tie-Cable	32	104-8300	2	Nut-Flange, NI
15	110-0462	1	Hose-Fuel	33	2412-80	2	Clamp-Hose
16	110-4107	1	Hose-Fuel	34	3230-2	2	Bolt-CARR
17	132-7692	1	Fuel Tank ASM	35	32128-20	1	Nut-HF
17:1	132-7691	1	Tank-Fuel	36	32128-25	2	Nut-HF



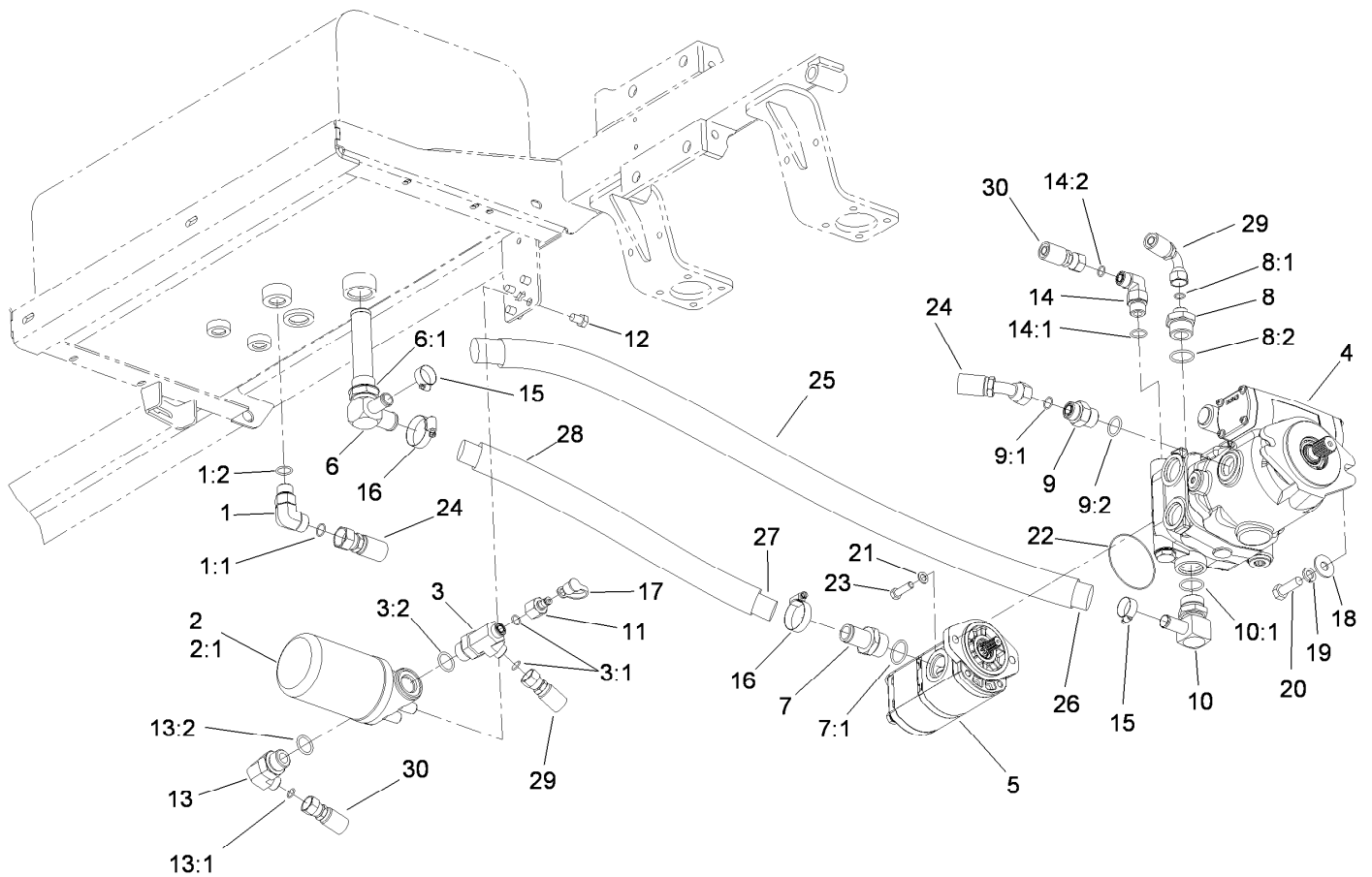
Radiator Assembly

Ref.	Part Number	Qty.	Description	Ref.	Part Number	Qty.	Description
1	108-0638	1	Bottle-Overflow	22	3256-56	8	Washer-Flat
2	2412-108	3	Clamp-Worm	23	322-5	2	Screw-HH
3	109-0309	1	Hose-Fuel	23	3269-18	4	Rivet-Pop
4	106-1126	1	Hose-Fuel	24	119-4992	1	Hose-Radiator
5	62-5480	2	Isolater-Seat	25	106-5239	1	Hose-Radiator, Upper
6	106-5291	1	Radiator	26	2412-111	4	Clamp
6:1	114-9593	1	Cap-Radiator	27	136-2315	1	Baffle-Heat
8	106-5180-03	1	Shroud-Radiator	28	119-5037	1	Baffle-Heat, RH
9	106-5185	2	Brace-Radiator	29	104-8300	2	Nut-Flange, NI
10	75-0930	2	Hook-Mount, Cooler	30	119-9393	1	Shield-Front Heat, Engine
11	240-3	2	Grommet-Rubber	31	3256-82	6	Washer-Flat
12	32128-20	4	Nut-HF	32	32104-32	6	Screw-HWH
13	3269-15	4	Rivet-Pop	33	94-7007	1	Cooler-Oil
14	3256-23	6	Washer-Flat	34	125-5880	2	Hose-Cooler, Oil
15	3253-4	10	Washer-Lock	35	112-7835	2	Fitting-Straight
16	322-3	4	Screw-HH	35:1	237-81	1	O-Ring
17	322-1	4	Screw-HH	36	2412-129	4	Clamp-Hose
18	107-8675	4	Seal-Foam	37	130-7102-03	1	Bracket-Reservoir
19	107-8676	2	Seal-Foam	38	322-5	2	Screw-HH
20	107-8677	2	Seal-Foam	39	106-5290	2	Shroud-Fan
21	107-8678	2	Seal-Foam	40	120-0627	2	Decal-Warning



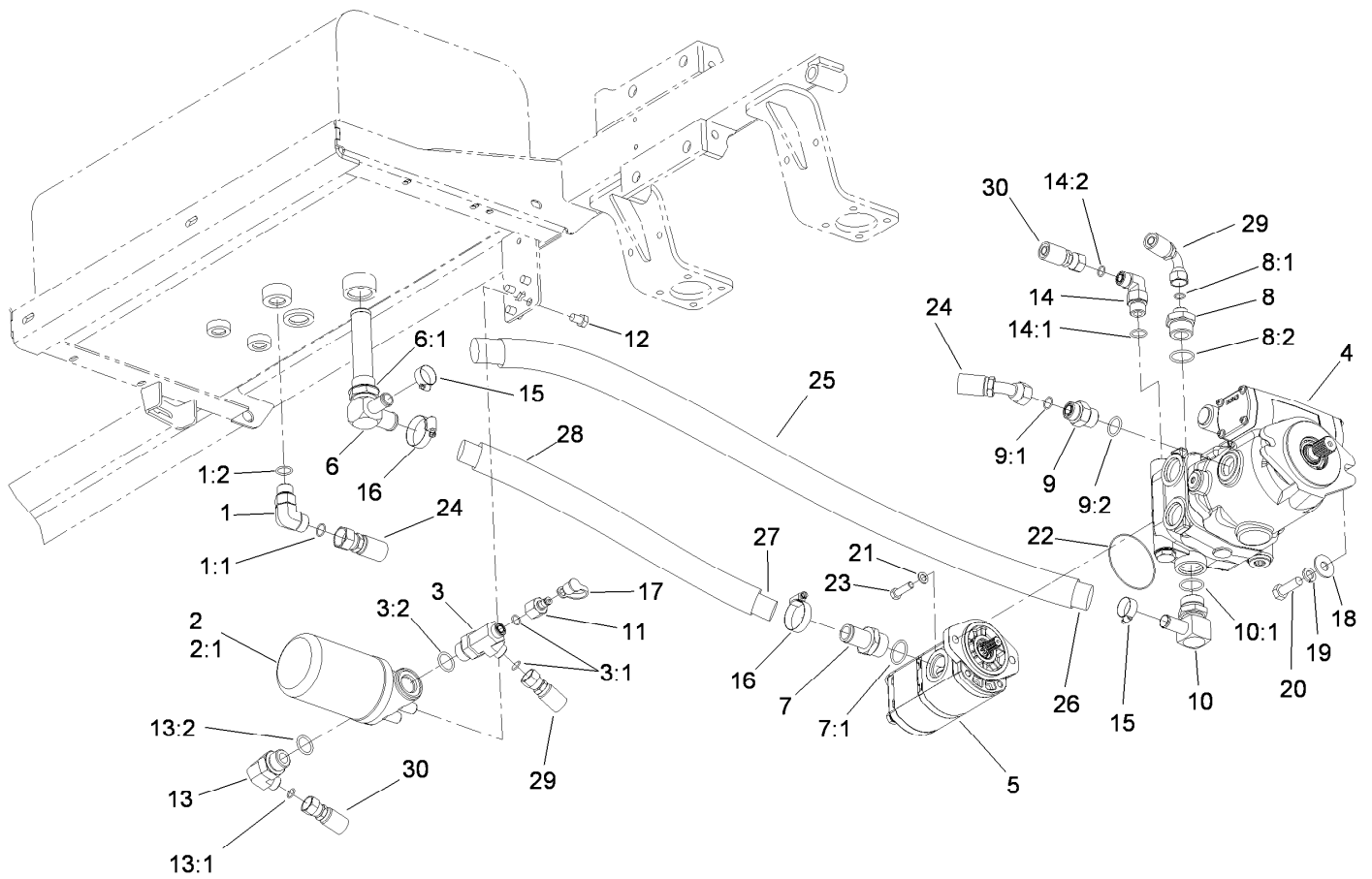
Radiator Assembly (continued)

<i>Ref.</i>	<i>Part Number</i>	<i>Qty.</i>	<i>Description</i>	<i>Ref.</i>	<i>Part Number</i>	<i>Qty.</i>	<i>Description</i>
41	106-6755	1	Decal-Cap, Radiator	42	3290-378	1	Tie-Cable
				43	136-2316	2	Baffle-Foam



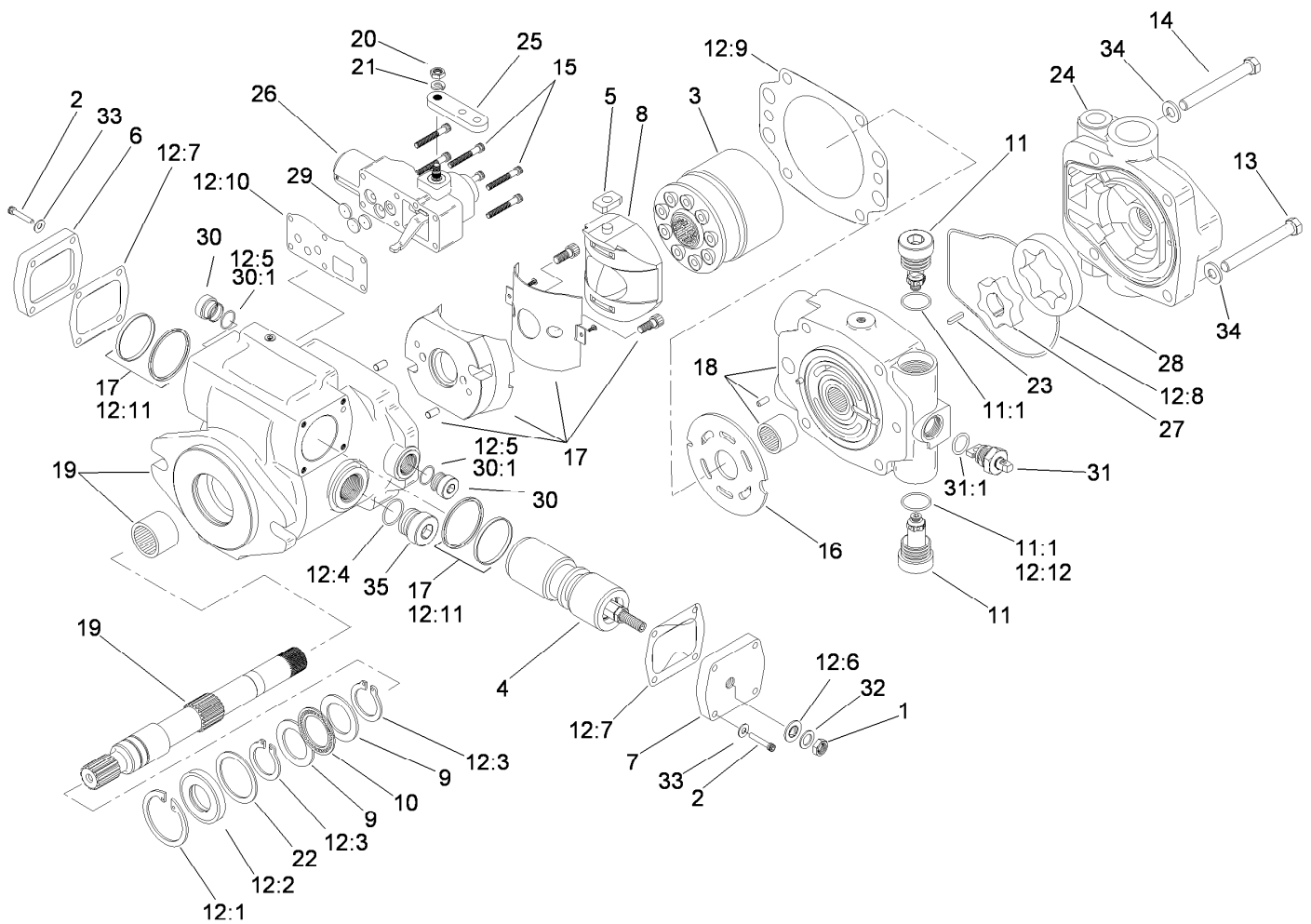
Hydraulic Pump and Filter Assembly

Ref.	Part Number	Qty.	Description	Ref.	Part Number	Qty.	Description
1	340-17	1	Fitting-Elbow 90	10:1	237-117	1	O-Ring
1:1	237-65	1	O-Ring	11	100-5616	1	Fitting
1:2	237-80	1	O-Ring	12	33115-016	4	Screw-HH
2	93-2242	1	Filter-Oil	13	340-131	1	Fitting-HYD, 90 DEG
2:1	75-1310	1	Filter-HYD	13:1	237-30	1	O-Ring
3	117-0676	1	Fitting-Tee	13:2	237-81	1	O-Ring
3:1	237-30	2	O-Ring	14	340-105	1	Fitting-Elbow 90
3:2	237-81	1	O-Ring	14:1	237-80	1	O-Ring
4	117-0685	1	Piston Pump ASM	14:2	237-30	1	O-Ring
5	119-5038	1	Tandem Pump ASM	15	2412-129	2	Clamp-Hose
6	117-0684	1	Strainer-Tee	16	2412-111	2	Clamp
6:1	237-146	1	O-Ring	17	354-79	1	Cap-Dust
7	354-78	1	Connector-Hose	18	3256-6	2	Washer-Flat
7:1	237-146	1	O-Ring	19	3253-7	2	Washer-Lock
8	104-9178	1	Fitting-Straight	20	325-6	2	Screw-HH
8:1	237-30	1	O-Ring	21	60-3540	2	Washer
8:2	237-146	1	O-Ring	22	60-3520	1	O-Ring
9	340-8	1	Adapter	23	3274-1	2	Screw-HSH
9:1	237-65	1	O-Ring	24	112-2561	1	HYD Hose ASM
9:2	237-81	1	O-Ring	25	94-3688	1	Sleeve-Protective
10	98-0971	1	Fitting-Elbow, 90	26	119-5045	1	Hose-Suction



Hydraulic Pump and Filter Assembly (continued)

<i>Ref.</i>	<i>Part Number</i>	<i>Qty.</i>	<i>Description</i>	<i>Ref.</i>	<i>Part Number</i>	<i>Qty.</i>	<i>Description</i>
27	117-0681	1	Hose ASM	29	117-0686	1	Hose-HYD
28	107-3589	1	Sleeve-Hose	30	117-0729	1	Hose ASM

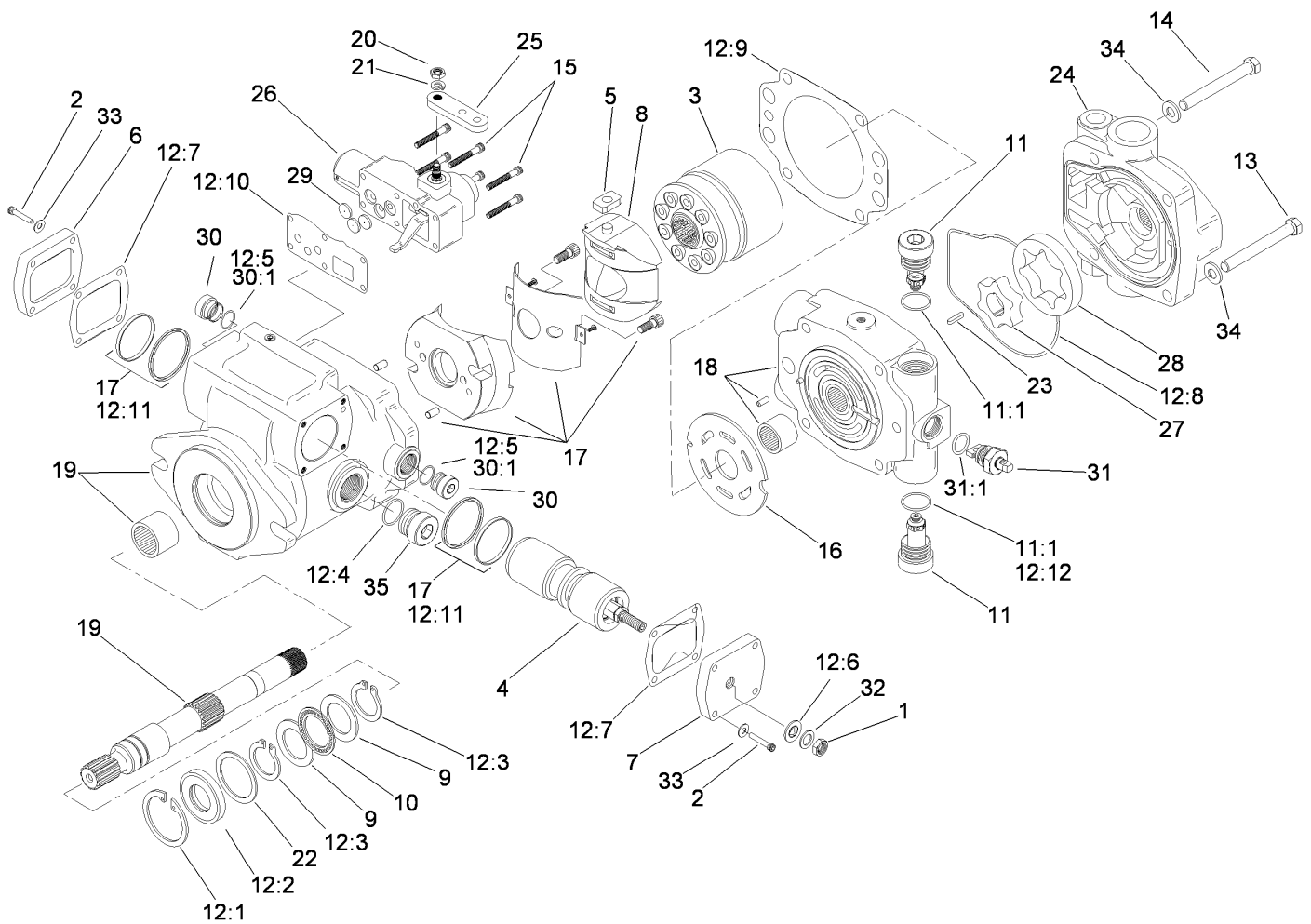


Piston Pump Assembly No. 117-0685

Ref.	Part Number	Qty.	Description	Ref.	Part Number	Qty.	Description
1	3220-3	1	Nut-HJ	12:6	94-3027	1	Washer-Seal
2	93-6337	8	Screw	12:7	93-6339	2	Gasket
3	99-8701	1	Rotating Kit	12:8	105-2905	1	O-Ring ●
4	105-2856	1	Piston-Servo	12:9	105-2900	1	Gasket-Housing
5	94-3032	1	Follower-Piston	12:10	105-2901	1	Gasket-Housing, Control
6	94-3033	1	Plate-Cover	12:11		2	Seal ASM ■
7	105-9853	1	Plate-Cover	12:12	74-9380	1	O-Ring ●
8	94-3026	1	Camplate ASM	13	323-15	2	Screw-HH
9	76-6950	2	Race-Thrust	14	323-16	2	Screw-HH
10	76-6960	1	Bearing-Thrust	15	93-6324	6	Screw
11	105-2858	2	Valve-Relief	16	99-8704	1	Plate-Valve
11:1		1	O-Ring ■	17		1	Housing ■
12	107-1561	1	Seal Kit ●	18	105-2904	1	Backplate
12:1	60-6260	1	Ring	19	93-6344	1	Driveshaft
12:2	105-3331	1	Seal-Shaft	20	3217-5	1	Nut-Hex
12:3	76-7000	2	Ring-Retaining	21	3253-3	1	Washer-Lock
12:4		2	O-Ring ■	22	60-6240	1	Washer
12:5	93-6314	2	O-Ring ●	23	93-6375	1	Key

● Not illustrated

■ Not serviced separately

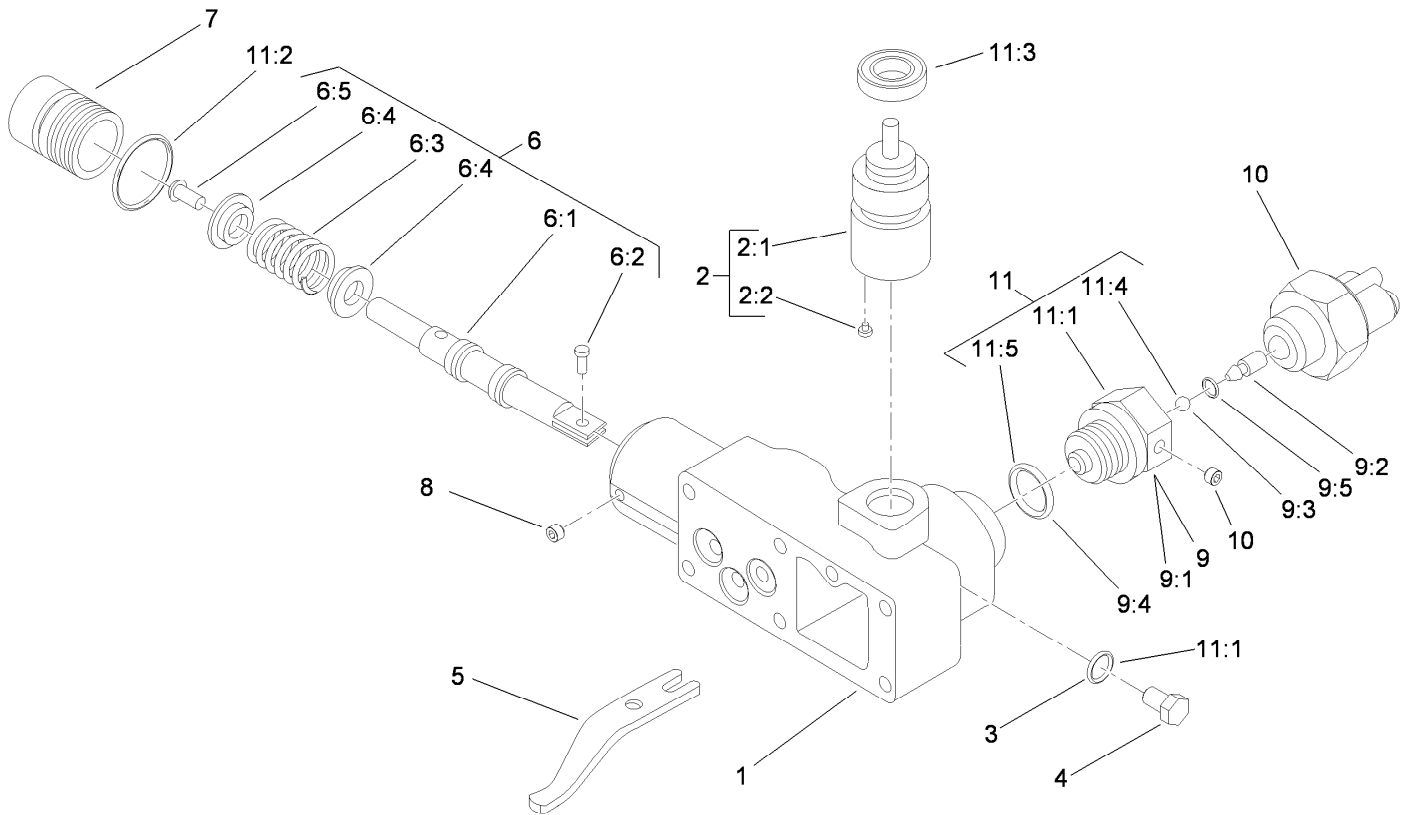


Piston Pump Assembly No. 117-0685 (continued)

Ref.	Part Number	Qty.	Description	Ref.	Part Number	Qty.	Description
24	95-2110	1	Adaptor	30:1		1	O-Ring ■
25	105-2862	1	Arm-Control	31	105-2913	1	Valve-Bypass
26	115-4446	1	Control-Servo, Manual	31:1		1	O-Ring ■
27	93-6365	1	Geroter-Inner	32	94-3030	1	Washer
28	93-6364	1	Geroter-Outer	33	93-6336	8	Washer
29	94-3041	3	Orifice-Control (.028 DIA)	34	3256-24	4	Washer-Flat
30	74-9280	2	Plug ASM	35		1	Plug ASM ■

● Not illustrated

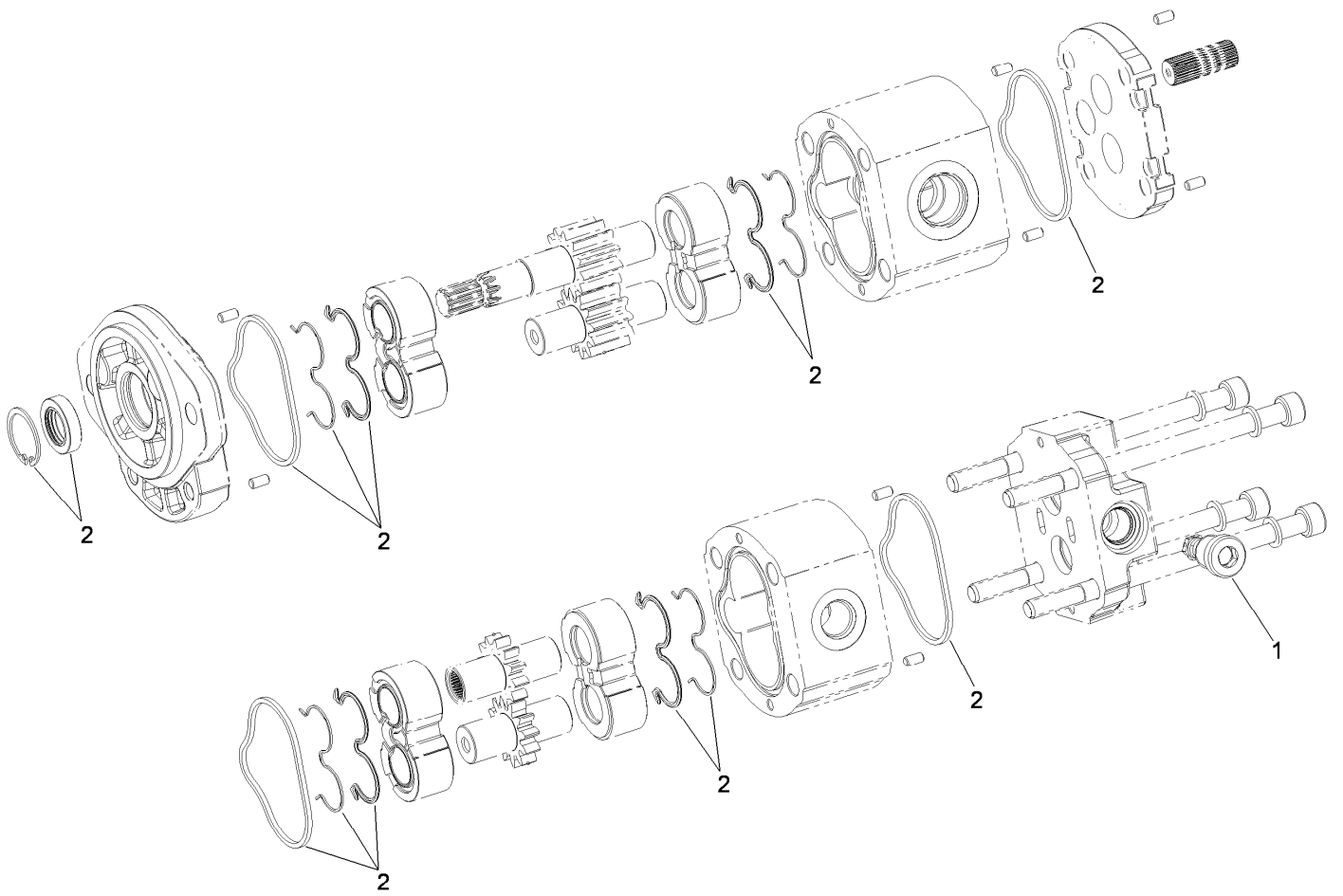
■ Not serviced separately



Control Assembly No. 115-4446

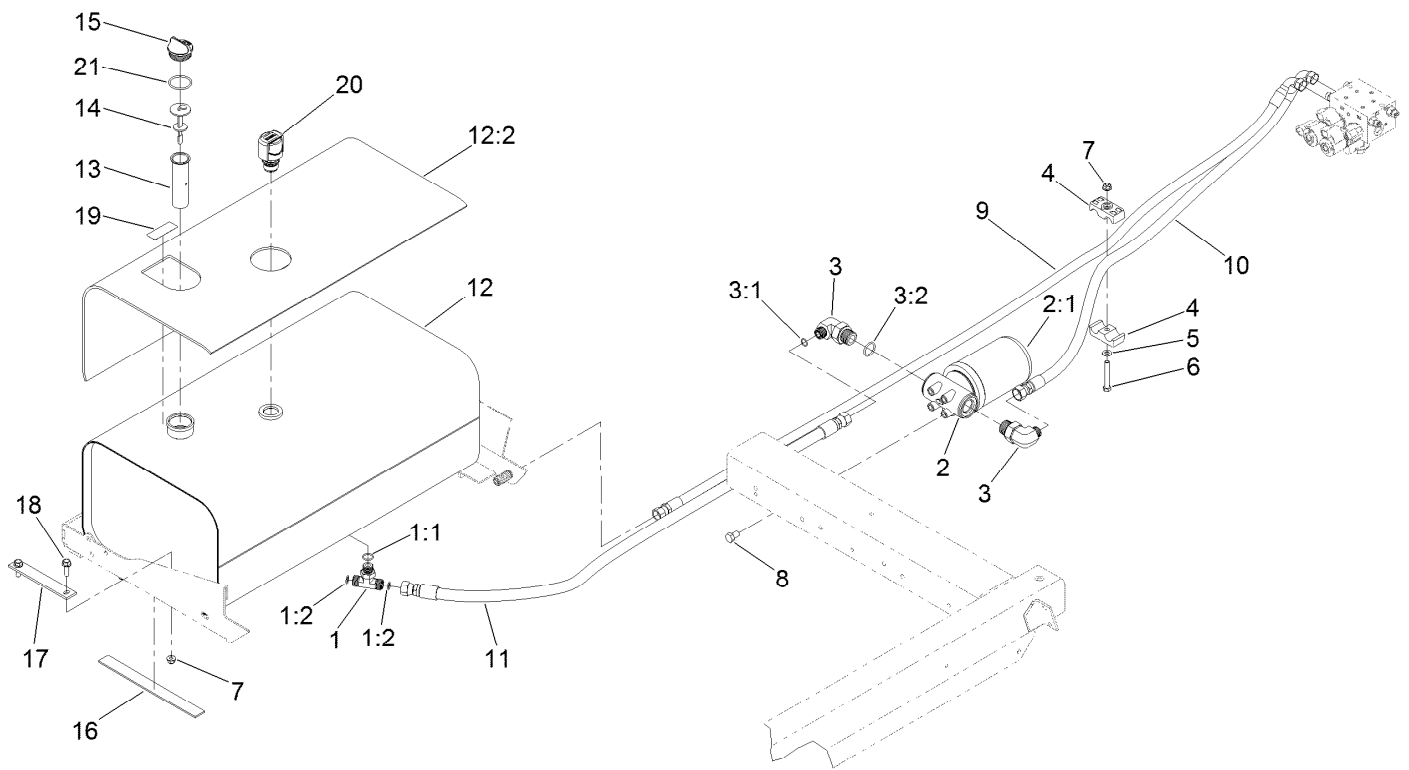
Ref.	Part Number	Qty.	Description	Ref.	Part Number	Qty.	Description
1		1	Housing-Control ●	8		2	Screw-Set ●
2	108-7099	1	Input Control Shaft ASM	9	108-8003	1	Adaptor ASM
2:1		1	Shaft ●	9:1		1	Adaptor-Lockout, Neutral ●
2:2		1	Pin ●	9:2		1	Pin ●
3		1	O-Ring ●	9:3		1	Ball ●
4		1	Plug ●	9:4		1	O-Ring ●
5		1	Link-Feedback ●	9:5		1	O-Ring ●
6	108-7098	1	Valve Spool ASM	10	115-3795	1	Switch-Neutral
6:1		1	Valve-Spool ●	11	94-3044	1	Seal Kit
6:2		1	Pin-Dowel ●	11:1	117-8979	1	Seal-Shaft
6:3		1	Spring ●	11:2	105-2901	1	Gasket-Housing, Control
6:4		2	Retainer ●	11:3		1	O-Ring ●
6:5		1	Screw ●	11:4		1	O-Ring ●
7		1	Plug ●	11:5		1	Seal-Wiper ●

● Not serviced separately



Tandem Pump Assembly No. 119-5038

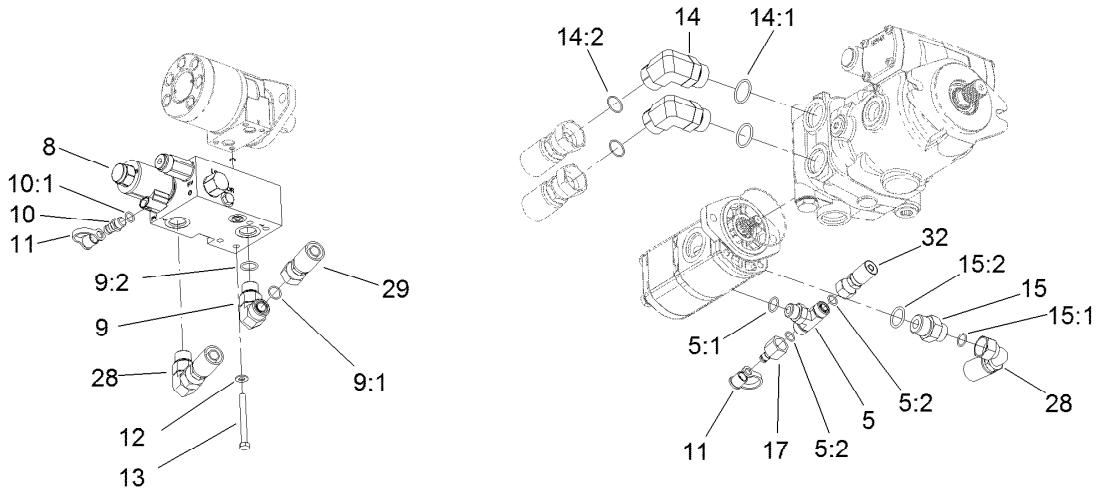
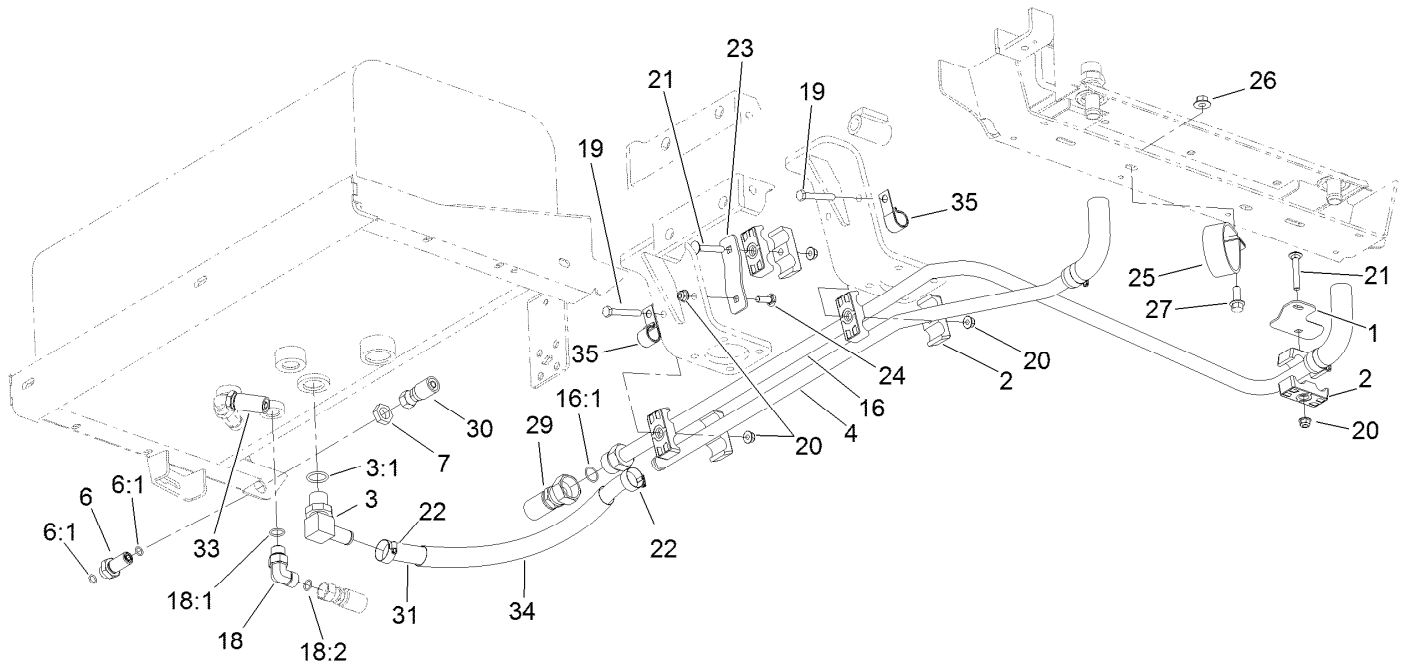
<i>Ref.</i>	<i>Part Number</i>	<i>Qty.</i>	<i>Description</i>
1	120-5156	1	Valve-Relief
2	120-5155	1	Seal Kit



Hydraulic Tank Assembly

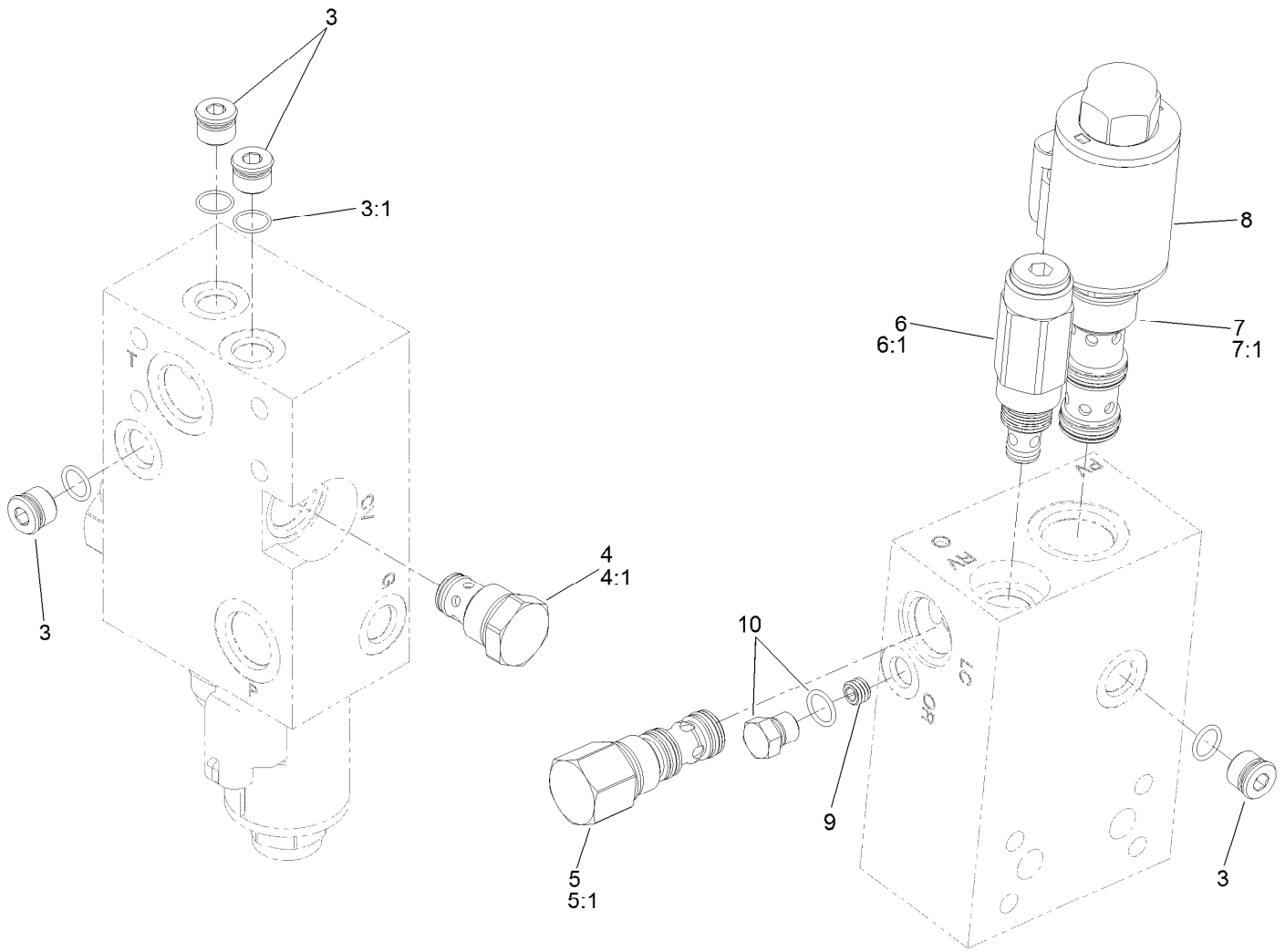
<i>Ref.</i>	<i>Part Number</i>	<i>Qty.</i>	<i>Description</i>	<i>Ref.</i>	<i>Part Number</i>	<i>Qty.</i>	<i>Description</i>
1	340-157	1	Fitting-HYD, Tee	10	119-0587	1	HYD Hose ASM
1:1	237-79	1	O-Ring	11	106-3672	1	HYD Hose ASM
1:2	237-30	2	O-Ring	12	131-5799	1	Hydraulic Tank ASM
2	93-2242	1	Filter-Oil	12:2	131-5787	1	Cover-Tank, Hydraulic
2:1	75-1310	1	Filter-HYD	13	92-1705	1	Filter-Screen
3	340-131	2	Fitting-HYD, 90 DEG	14	105-2812	1	Dipstick
3:1	237-30	1	O-Ring	15	93-7498	1	Plug-Plastic
3:2	237-81	1	O-Ring	16	41995	2	Strip-Armaflex
4	94-8105	2	Clamp-Tube	17	94-7068-03	2	Strap-Hold Down
5	3256-23	1	Washer-Flat	18	3234-17	4	Screw-HHF
6	322-11	1	Screw-HH	19	93-6686	1	Decal-Oil, HYD
7	104-8300	5	Nut-Flange, NI	20	115-9793	1	Breather
8	33115-016	4	Screw-HH	21	237-101	1	O-Ring
9	119-0588	1	HYD Hose ASM				

Hydraulic Pump and Filter Assembly



Hydraulic Pump and Filter Assembly (continued)

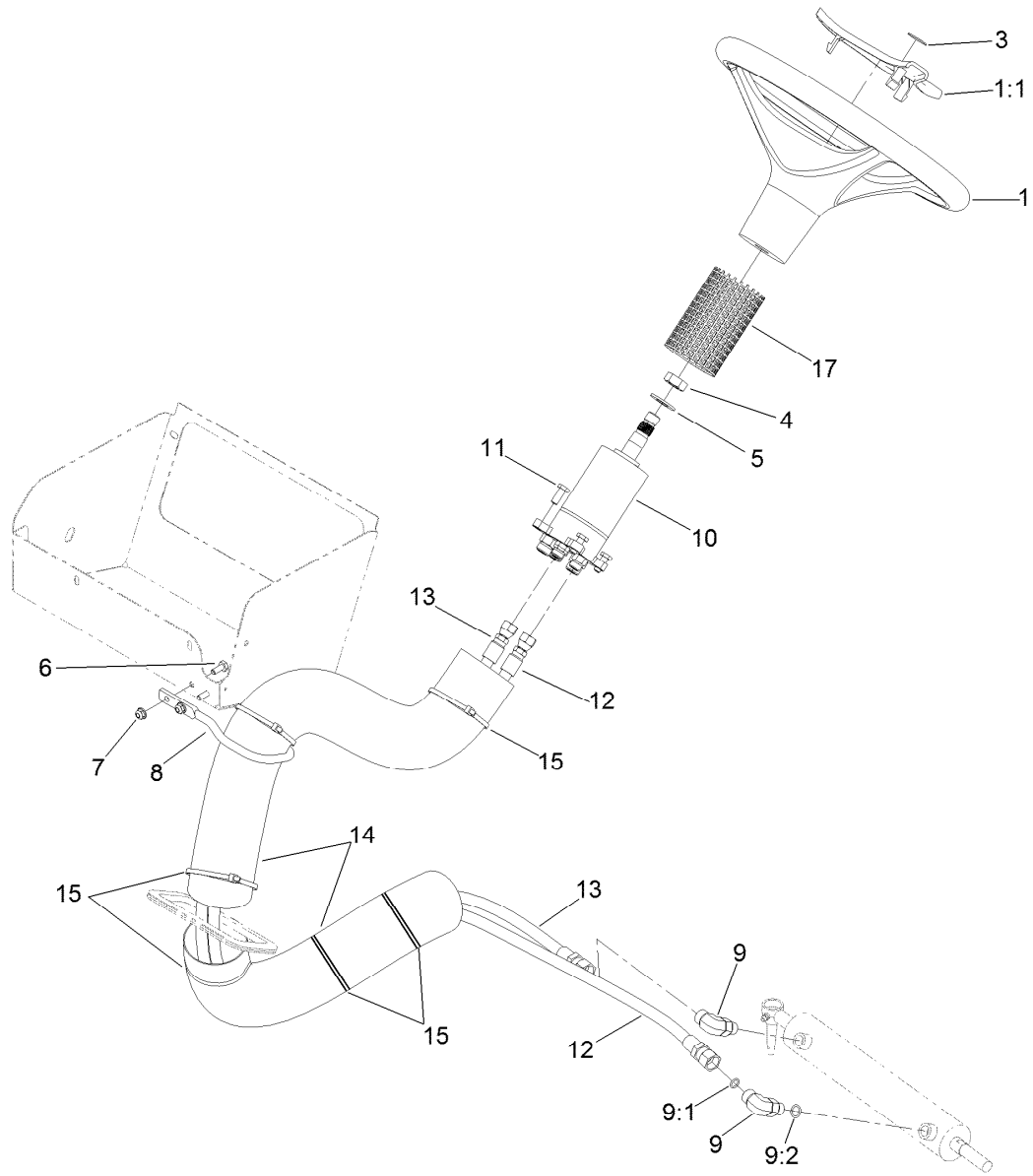
<i>Ref.</i>	<i>Part Number</i>	<i>Qty.</i>	<i>Description</i>	<i>Ref.</i>	<i>Part Number</i>	<i>Qty.</i>	<i>Description</i>
1	117-0723	1	Plate-Mount, Tube Clamp	15:1	237-65	1	O-Ring
2	94-8105	10	Clamp-Tube	15:2	237-81	1	O-Ring
3	353-987	1	Fitting-HYD, 90 DEG (Barbed)	16	125-5854	1	Tube ASM
3:1	237-81	1	O-Ring	16:1	237-58	1	O-Ring
4	117-0693	1	Hydraulic Tube	17	100-5616	1	Fitting
5	340-157	1	Fitting-HYD, Tee	18	340-98	1	Fitting-HYD, 90 DEG
5:1	237-79	1	O-Ring	18:1	237-79	1	O-Ring
5:2	237-30	2	O-Ring	18:2	237-30	1	O-Ring
6	340-71	1	Fitting-Straight, Bulkhead	19	322-11	2	Screw-HH
6:1	237-22	2	O-Ring	20	104-8300	7	Nut-Flange, NI
7	340-70	1	Nut-Lock	21	3230-6	3	Screw-CARR
8	117-0708	1	Pump Control Valve ASM	22	2412-129	2	Clamp-Hose
9	340-17	2	Fitting-Elbow 90	23	117-0689	2	Plate-Mount, Tube Clamps
9:1	237-65	1	O-Ring	24	3230-22	2	Screw-CARR
9:2	237-80	1	O-Ring	25	2412-102	1	Clamp-R
10	59-7410	1	Fitting-Diagnostic	26	32128-43	1	Nut-Flange
10:1	237-42	1	O-Ring	27	3234-11	1	Screw-HHF
11	354-79	2	Cap-Dust	28	117-0680	1	Hose ASM
12	3256-23	4	Washer-Flat	29	117-0682	1	Hose ASM
13	322-14	4	Screw-HH	30	119-0583	1	Hose ASM
14	340-129	2	Fitting-Elbow 90	31	119-5045	1	Hose-Suction
14:1	237-146	1	O-Ring	32	117-0687	1	Hose ASM
14:2	340-65	1	O-Ring	33	125-5853	1	HYD-Hose
15	340-8	1	Adapter	34	94-3688	1	Sleeve-Protective
				35	94-9580	2	Clamp-J



Pump Control Valve Assembly No. 117-0708

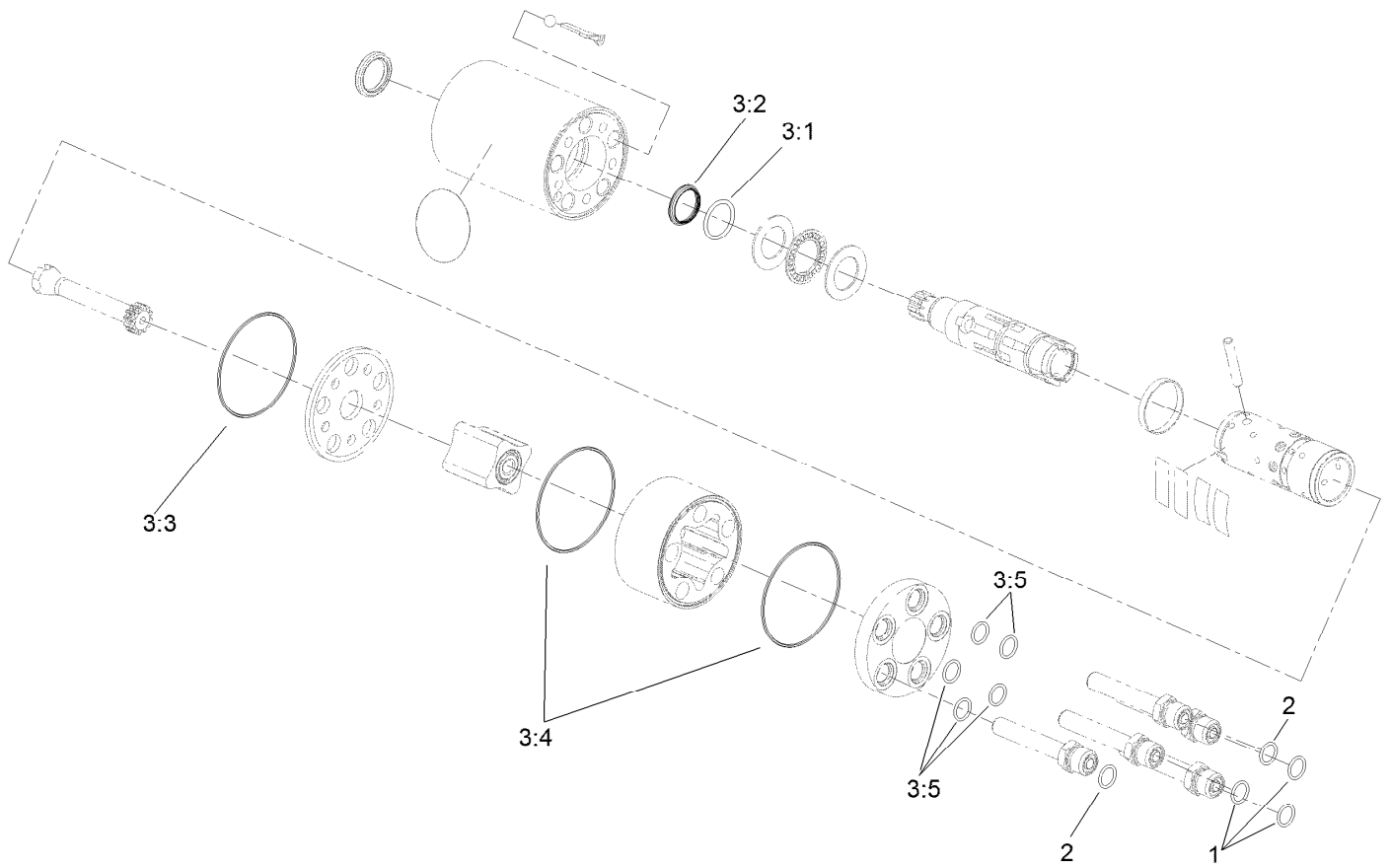
Ref.	Part Number	Qty.	Description
3	353-512	4	Plug
3:1	237-78	1	O-Ring
4	110-8881	1	Valve-Check
4:1	105-9159	1	Seal Kit ●
5	120-1660	1	Compensator-Pressure
5:1	107-7813	1	Seal Kit ●
6	117-8312	1	Valve-Relief
6:1	105-9156	1	Seal Kit
7	120-2590	1	Valve-Flow Control
7:1	114-5515	1	Seal Kit
8	120-2589	1	Coil-12Vdc
9	107-1987	1	Orifice-0.040
10	117-0115	1	Plug

● Not illustrated



Steering Hydraulic Assembly

<i>Ref.</i>	<i>Part Number</i>	<i>Qty.</i>	<i>Description</i>	<i>Ref.</i>	<i>Part Number</i>	<i>Qty.</i>	<i>Description</i>
1	98-1471	1	Wheel-Steering	9:1	237-22	1	O-Ring
1:1	98-1468	1	Cover-Wheel, Steering	9:2	237-42	1	O-Ring
3	98-1459	1	Decal	10	117-0707	1	Steering Valve ASM
4	3296-33	1	Nut-Lock, NI	11	33114-020	4	Screw-HH
5	3256-27	1	Washer-Flat	12	117-0717	1	Hose ASM
6	321-3	2	Screw-HH	13	117-0688	1	Hose ASM
7	104-7201	2	Nut-Flange, NI	14	106-6713	2	Cover-Lines, Steering
8	119-4853	1	Guide-Hose	15	3290-379	7	Tie-Cable
9	340-77	2	Fitting-Elbow 90	17	130-8296	1	Sleeve-Steering Cover

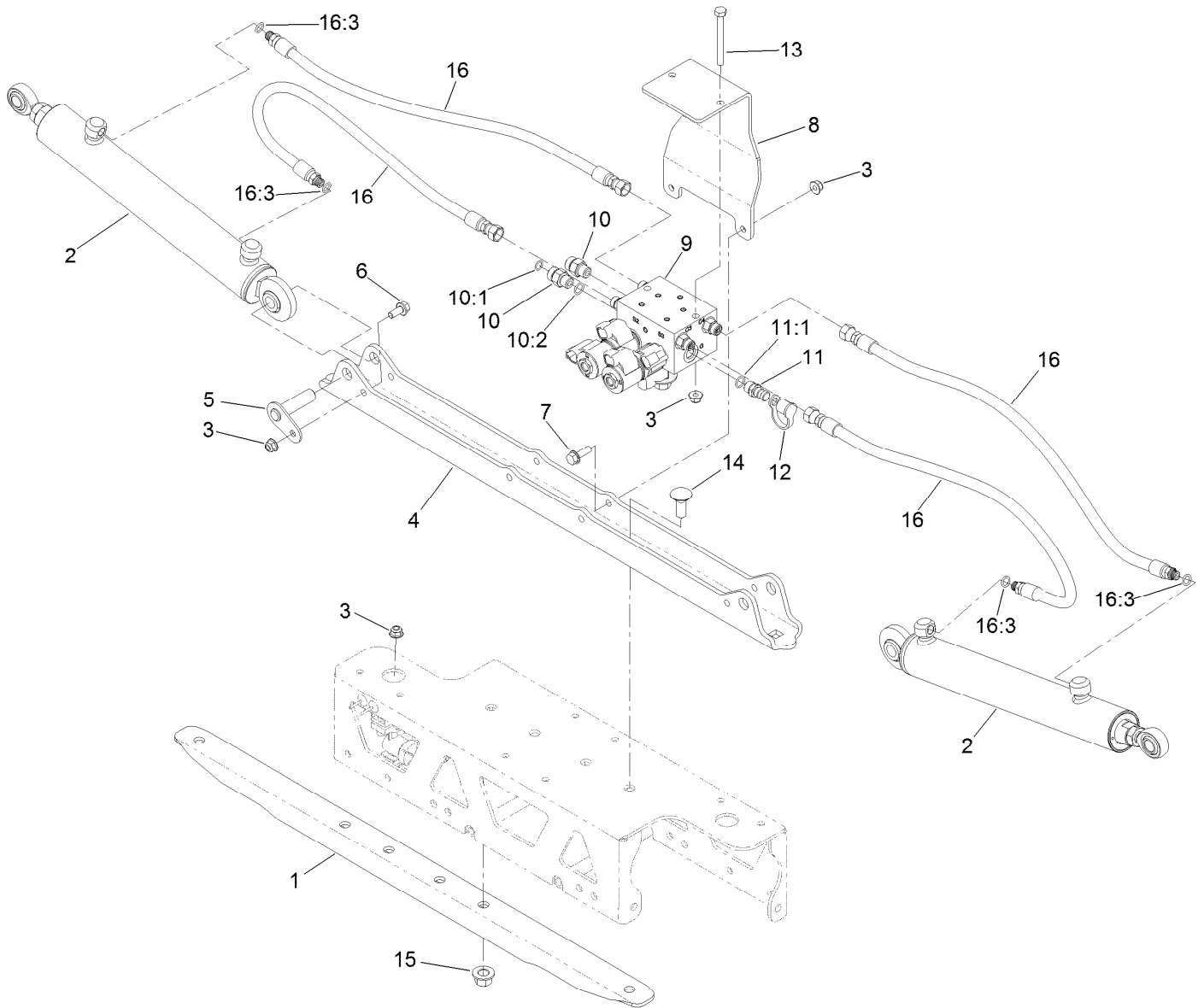


Steer Valve Assembly No. 117-0707

Ref.	Part Number	Qty.	Description
1	237-21	3	O-Ring ●
2	237-22	2	O-Ring ■
3	106-6716	1	Seal Kit ●
3:1		1	Ring-Seal, Dust ■
3:2		1	Seal-Shaft ■
3:3		1	O-Ring ■
3:4		2	O-Ring ■
3:5		5	O-Ring ■

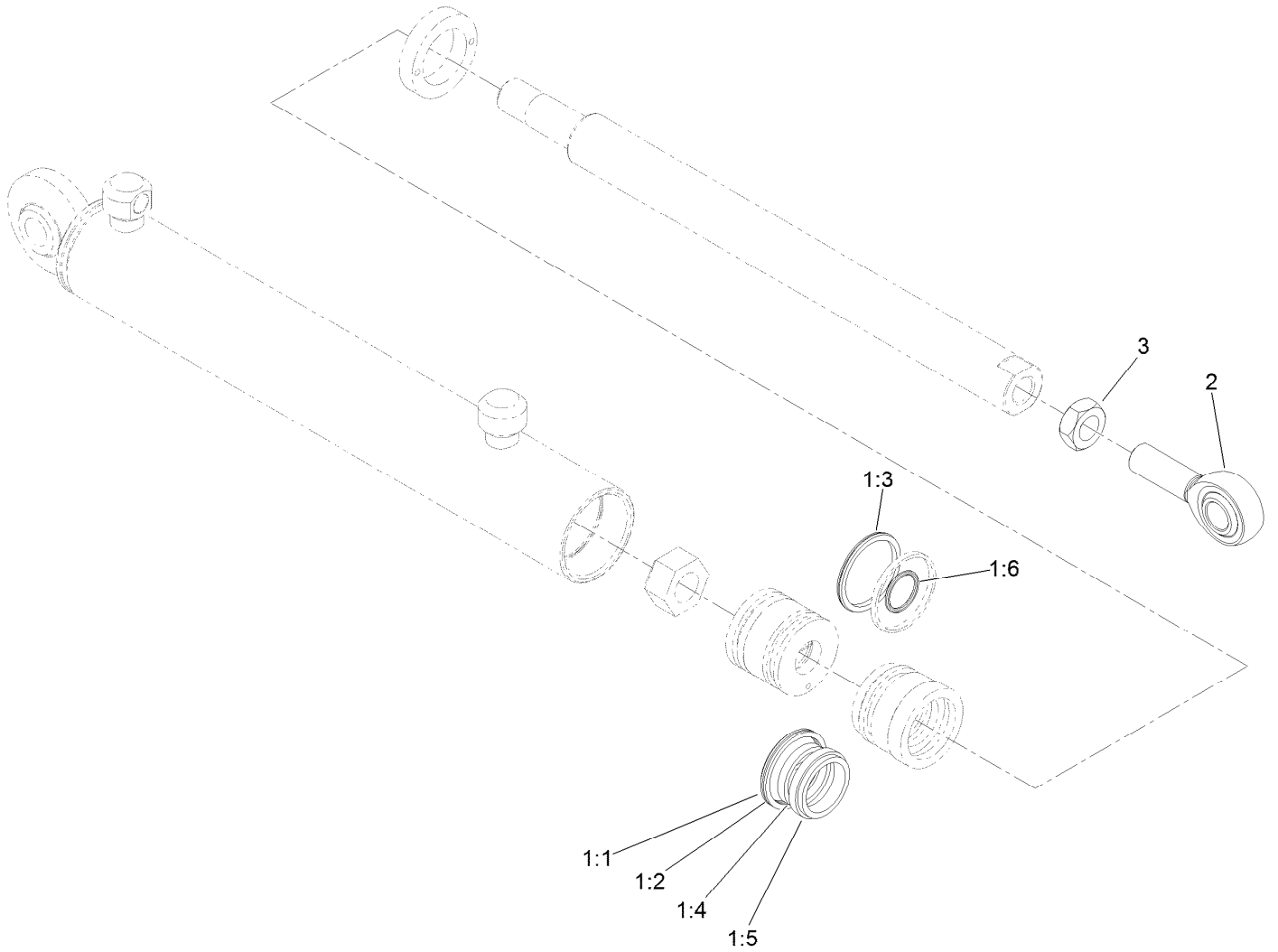
● Not illustrated

■ Not serviced separately



Boom Lift Assembly

Ref.	Part Number	Qty.	Description	Ref.	Part Number	Qty.	Description
1	131-0285-03	1	Stiffener-Channel	10:1	237-22	1	O-Ring
2	117-0701	2	Hydraulic Cylinder ASM	10:2	237-42	1	O-Ring
3	104-8300	7	Nut-Flange, NI	11	59-7410	1	Fitting-Diagnostic
4	131-0275-03	1	Plate-Mount	11:1	237-42	1	O-Ring
5	112-7884	2	Pin-Pivot	12	354-79	1	Cap-Dust
6	110-5053	2	Screw-HHF	13	322-14	2	Screw-HH
7	3234-29	2	Screw-HHF	14	110-5067	4	Screw-CARR
8	130-8201-03	1	Mount-Valve	15	99-5107	4	Nut-Lock
9	117-0702	1	On-Off Boom Lift Valve ASM	16	131-0276	4	Hose ASM
10	340-2	2	Fitting-Str	16:3	237-78	1	O-Ring

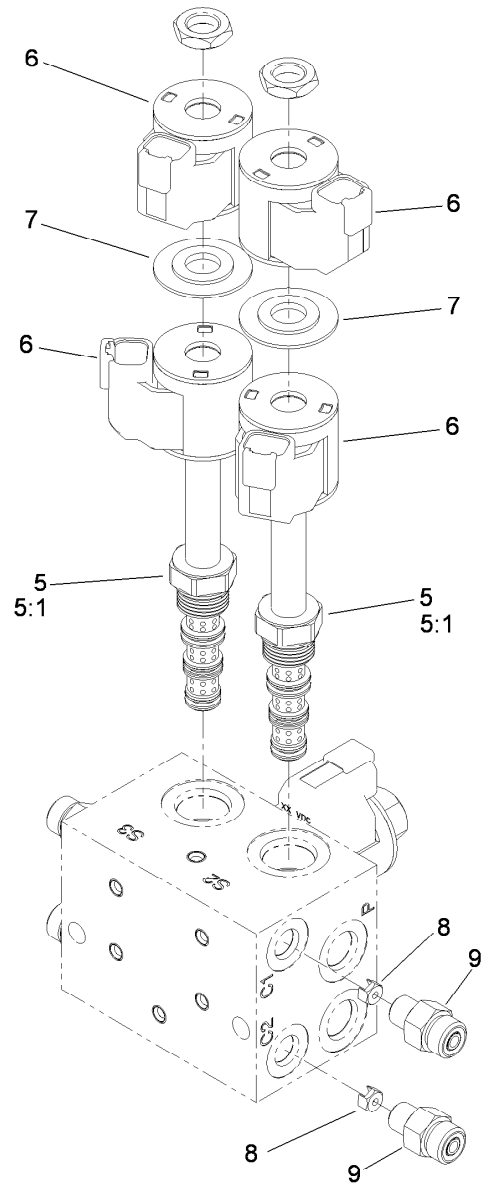
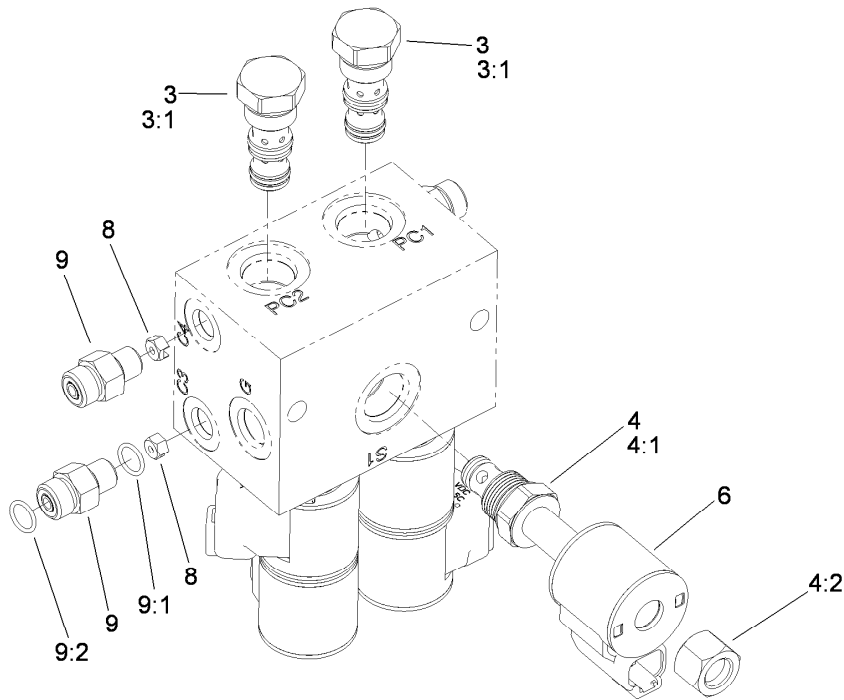


Hydraulic Cylinder Assembly No. 117-0701

Ref.	Part Number	Qty.	Description
1	119-8026	1	Seal Kit ●
1:1		1	O-Ring ■
1:2		1	Ring-Backup ■
1:3		1	Bp Seal ■
1:4		1	Bs Seal ■
1:5		1	Dust Seal ■
1:6		1	O-Ring ■
2	119-8027	1	Rod End
3	3220-6	1	Nut-Jam

● Not illustrated

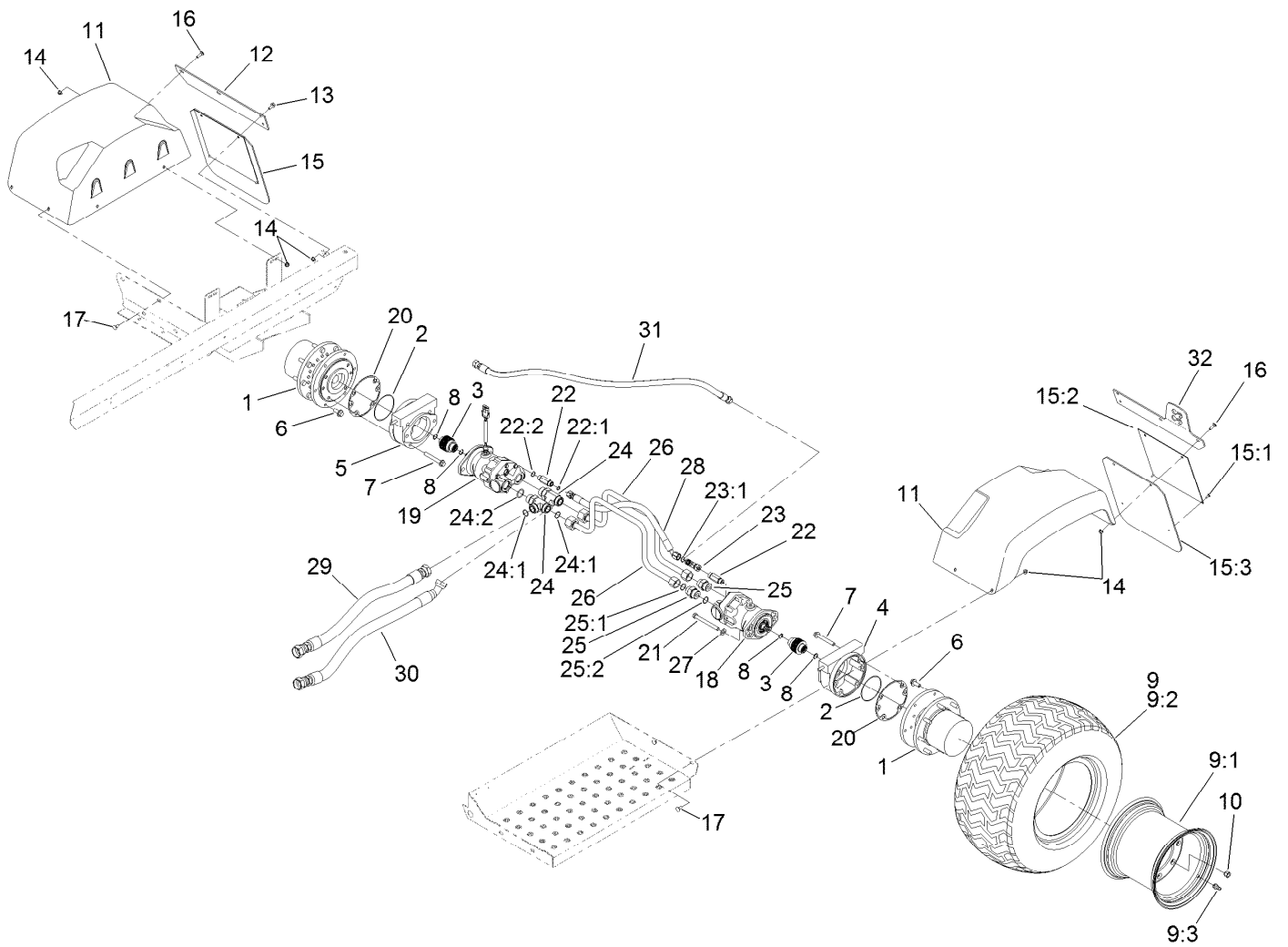
■ Not serviced separately



On-Off Boom Lift Valve No. 117-0702

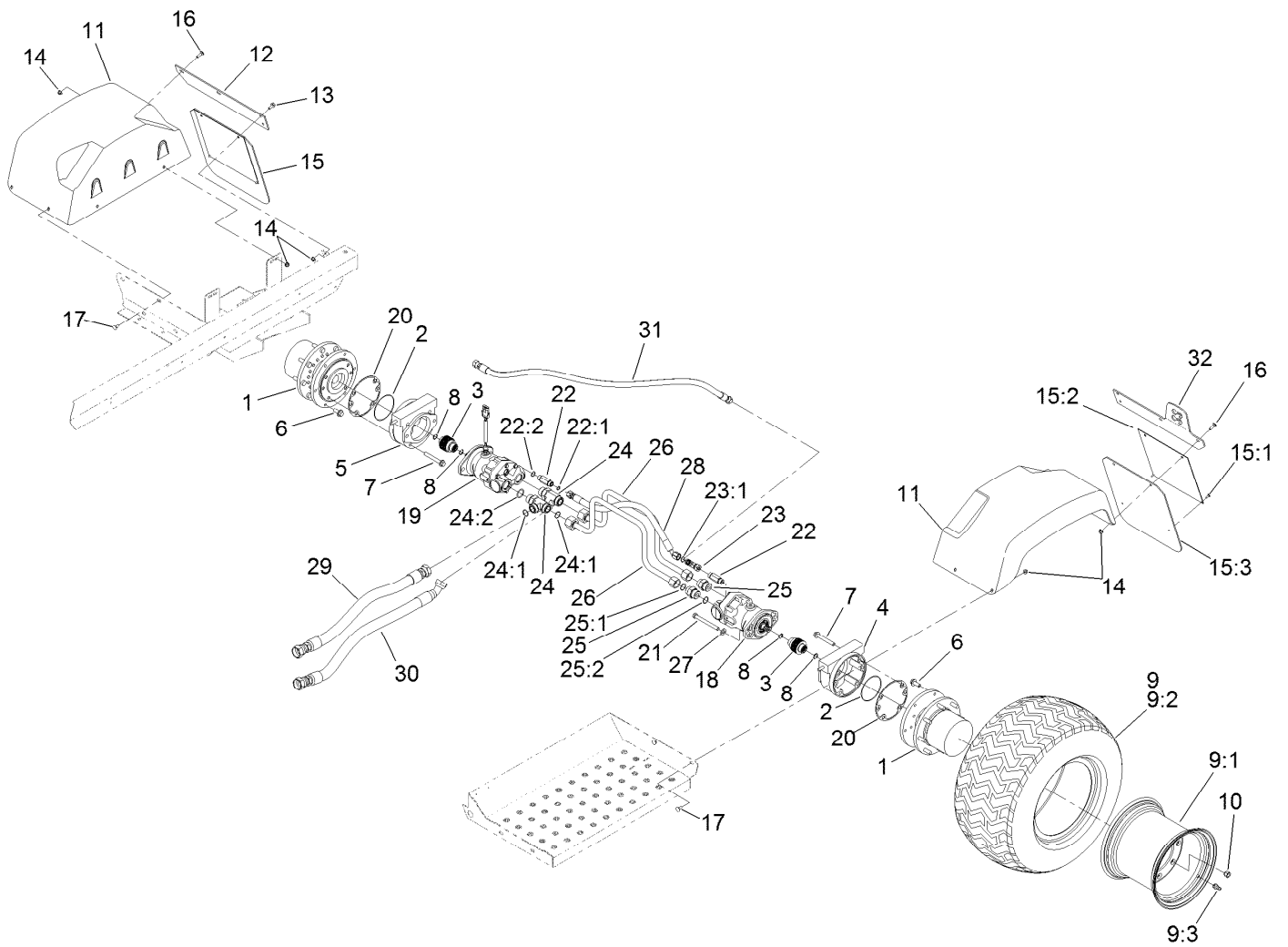
Ref.	Part Number	Qty.	Description
3	120-2588	2	Valve-Check
3:1	120-0886	1	Seal Kit ●
4	107-7517	1	Valve-Solenoid
4:1	105-9156	1	Seal Kit
4:2	107-7812	1	Nut-Solenoid
5	120-2587	2	Valve-Solenoid
5:1	112-6520	1	Seal Kit ●
6	119-8036	5	Coil
7	120-2586	2	Spacer-Coil
8	120-2585	4	Orifice, .035
9	340-92	4	Fitting-Str
9:1	237-78	1	O-Ring
9:2	237-21	1	O-Ring

● Not illustrated



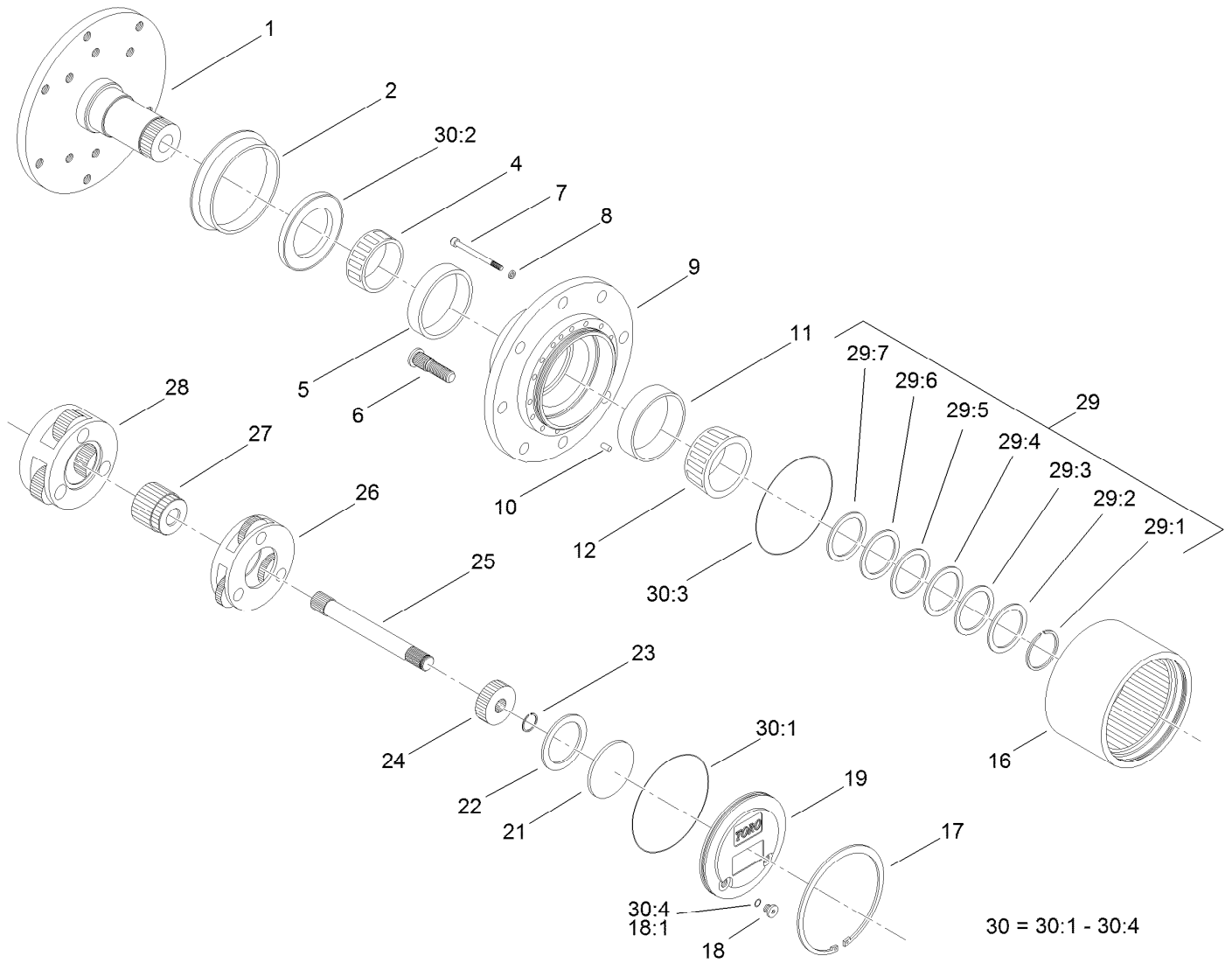
Rear Drive Assembly

Ref.	Part Number	Qty.	Description	Ref.	Part Number	Qty.	Description
1	105-4500	2	Planetary ASM	16	3230-2	4	Bolt-CARR
2	237-166	2	O-Ring	17	3230-1	8	Bolt-CARR
3	100-3046	2	Shaft-Brake, Splined	18	132-5631	1	HYD Motor ASM
4	100-3069	1	RH Brake ASM	19	132-5630	1	HYD Motor ASM (W/Speed Sensor)-
5	100-3070	1	LH Brake ASM	20	93-7984	2	Gasket
6	33106-030	12	Screw-HHF	21	33116-120	4	Screw-HH
7	33106-090	8	Screw-HHF	22	119-4854	2	Fitting-Str
8	93-7972	4	Ring-Retaining, Internal	22:1	237-30	1	O-Ring
9	136-2300	2	Tire And Wheel ASM	22:2	237-79	1	O-Ring
9:1	136-2301	1	Wheel	23	340-104	1	Fitting-HYD, Tee
9:2	117-5196	1	Tire	23:1	237-30	2	O-Ring
9:3	232-27	1	Stem-Valve	24	104-3795	2	Fitting-HYD, Tee
10	242-50	16	Nut-Lug	24:1	340-65	2	O-Ring
11	93-6498	2	Fender-Rear	24:2	237-146	1	O-Ring
12	93-6528-03	1	Strap-Mount, Fender	25	340-91	2	Adapter
13	3234-5	4	Screw-HHF	25:1	237-58	1	O-Ring
14	104-8300	16	Nut-Flange, NI	25:2	237-146	1	O-Ring
15	94-7127	2	Splash Guard ASM	26	117-0674	2	Tube-Traction
15:1	114439	2	Rivet-Pop	27	33096-00	4	Washer-Flat
15:2	94-7128-03	1	Plate-Guard, Splash	28	131-9634	1	Hydraulic Hose ASM
15:3	94-7129	1	Guard-Splash				



Rear Drive Assembly (continued)

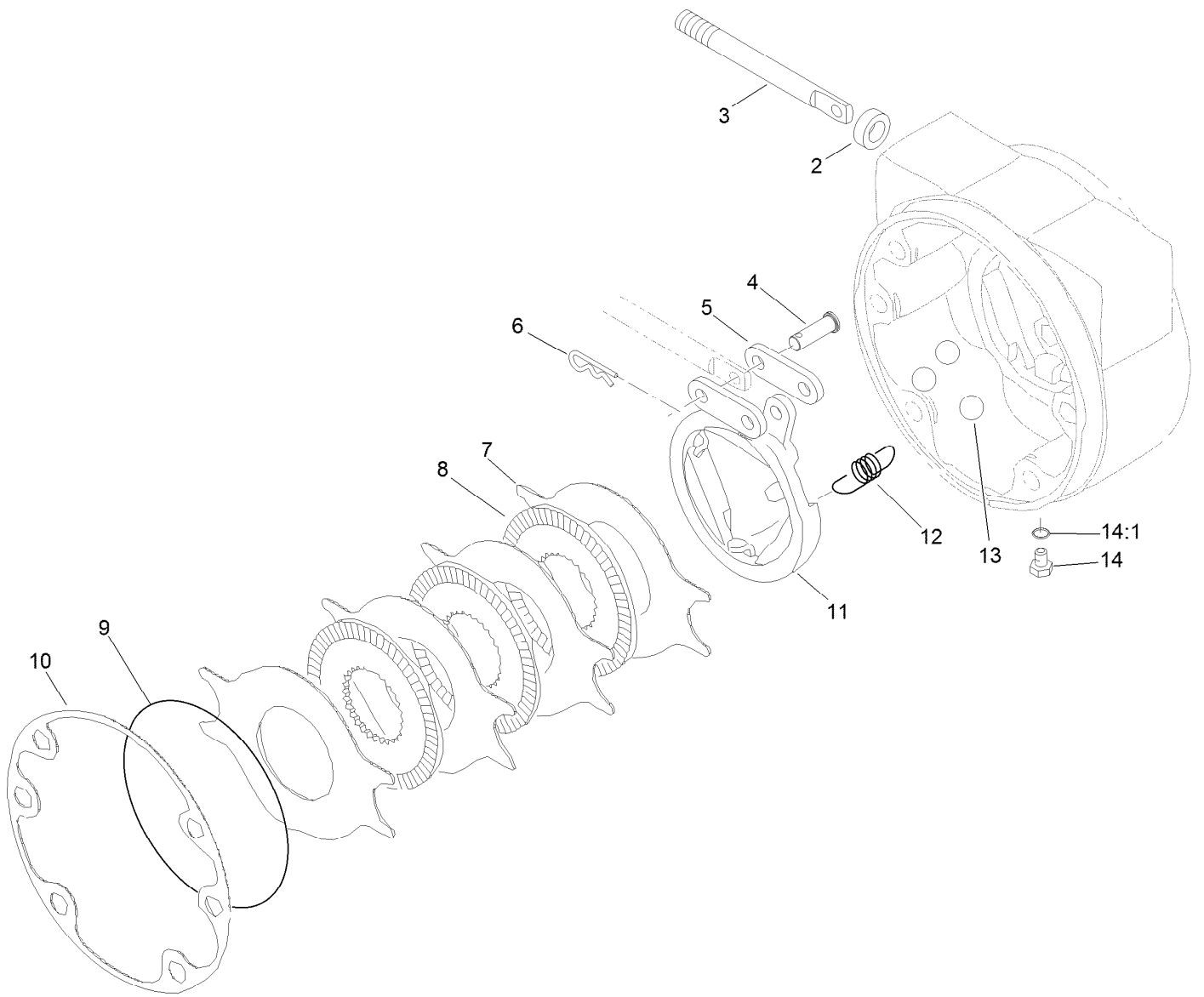
<i>Ref.</i>	<i>Part Number</i>	<i>Qty.</i>	<i>Description</i>	<i>Ref.</i>	<i>Part Number</i>	<i>Qty.</i>	<i>Description</i>
29	120-8563	1	Hose ASM	31	119-0582	1	Hose ASM
30	120-8564	1	Hose ASM	32	136-2308-03	1	Support-Mount, Drain



Planetary Assembly No. 105-4500

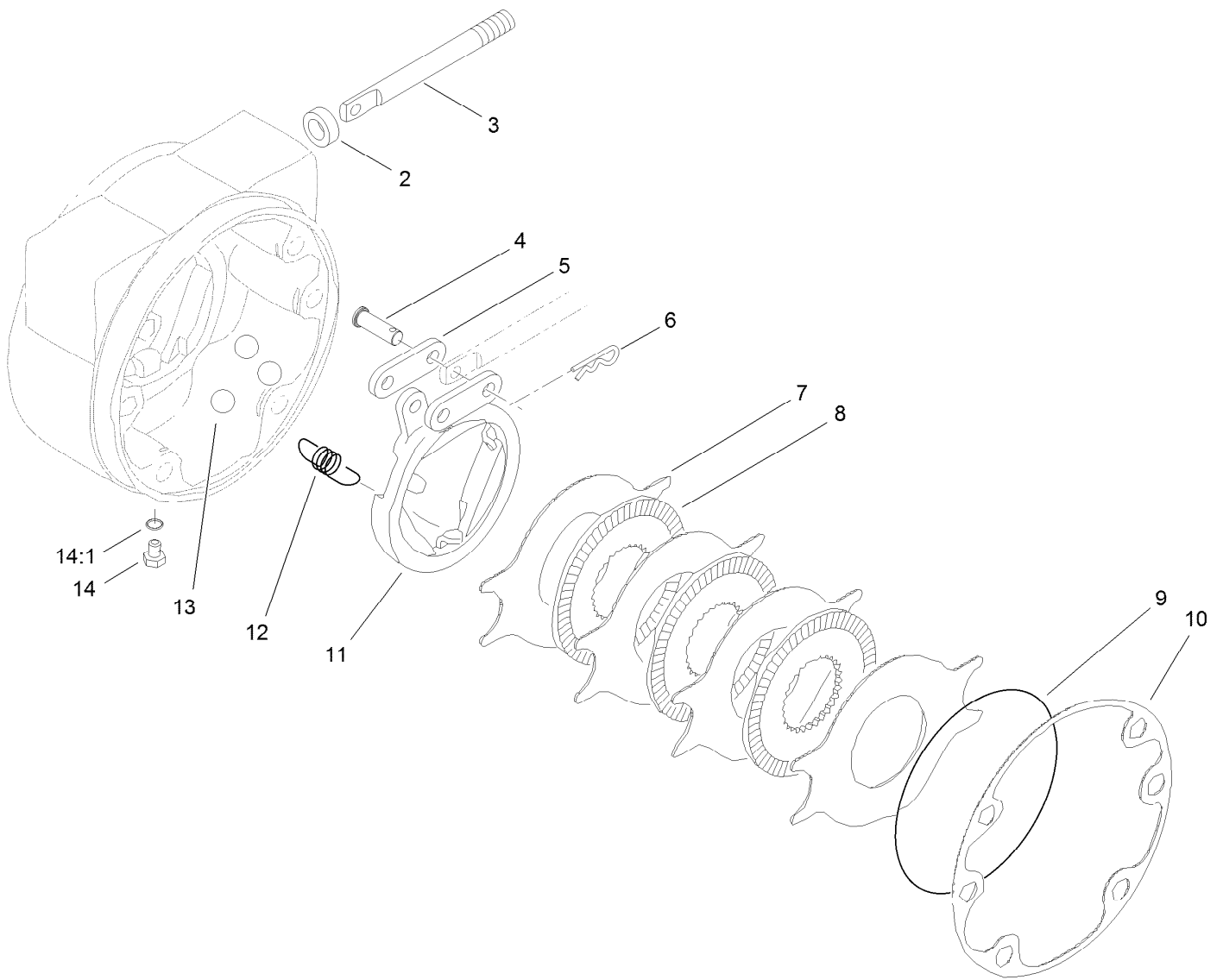
Ref.	Part Number	Qty.	Description	Ref.	Part Number	Qty.	Description
1		1	Spindle ●	24	105-8114	1	Gear-Primary
2	105-8122	1	Seal-Boot	25	105-8115	1	Shaft-Drive
4	105-8120	1	Bearing-Cone	26	105-8129	1	Primary Carrier ASM
5	105-8119	1	Bearing-Cup	27	105-8139	1	Gear-Secondary
6	105-8124	8	Stud-Wheel	28	105-8130	1	Secondary Carrier ASM
7	105-8125	16	Bolt-Head, Socket	29	105-8136	1	Shim Kit
8	3253-18	16	Washer-Lock	29:1		1	Ring-Snap ●
9		1	Housing ●	29:2		1	Shim-Bearing, 2.9Mm ●
10	105-8121	1	Pin-Dowel	29:3		1	Shim-Bearing, 2.8Mm ●
11	105-8117	1	Bearing-Cup	29:4		1	Shim-Bearing, 2.7Mm ●
12	105-8118	1	Bearing-Cone	29:5		1	Shim-Bearing, 2.6Mm ●
16	105-8113	1	Gear-Ring	29:6		1	Shim-Bearing, 2.5Mm ●
17	105-8132	1	Ring-Retaining	29:7		1	Shim-Bearing, 2.4Mm ●
18	353-990	2	Plug ASM	30	105-8137	1	Seal Kit
18:1	237-78	1	O-Ring	30:1		1	O Ring-Flange Cap ●
19	105-8138	1	Cap-End	30:2		1	Seal-Oil ●
21	105-8133	1	Plug-Thrust	30:3		2	O Ring-End Cap ●
22	105-8123	1	Washer-Thrust	30:4	237-78	2	O-Ring
23	105-8131	1	Ring-Retaining				

● Not serviced separately



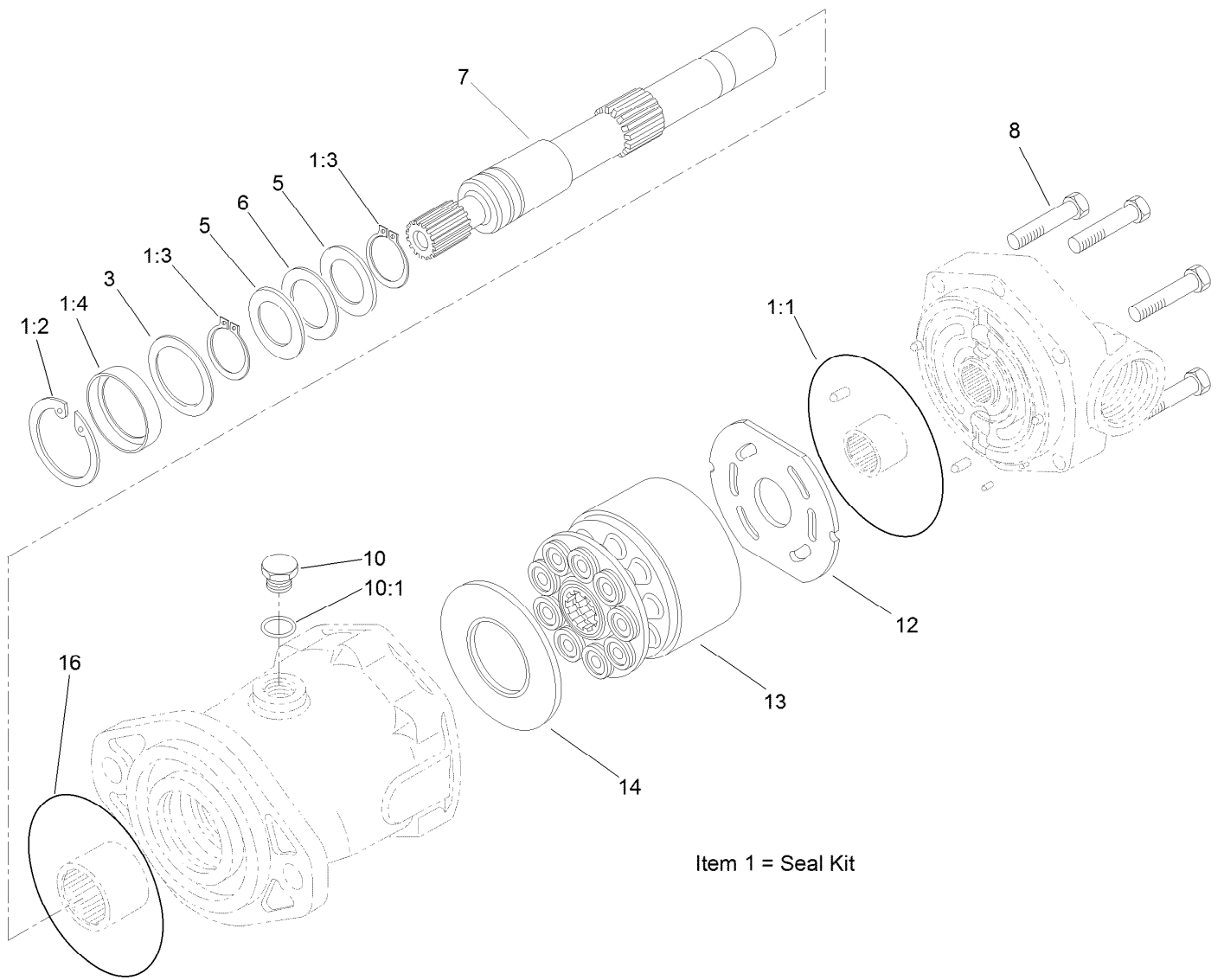
RH Brake Assembly No. 100-3069

Ref.	Part Number	Qty.	Description
2	93-7977	1	Seal
3	93-7978	1	Rod-Pull
4	93-7983	2	Pin-Clevis
5	93-7980	2	Link
6	93-7979	2	Pin-Hitch
7	93-7986	4	Disc-Stationary
8	104-4278	3	Disc-Rotating
9	93-7976	1	Ring-Retaining
10	93-7984	1	Gasket
11	104-4280	1	Actuator-Rotating
12	93-7987	3	Spring-Extension
13	93-7985	3	Ball
14	353-990	2	Plug ASM
14:1	237-78	1	O-Ring



LH Brake Assembly No. 100-3070

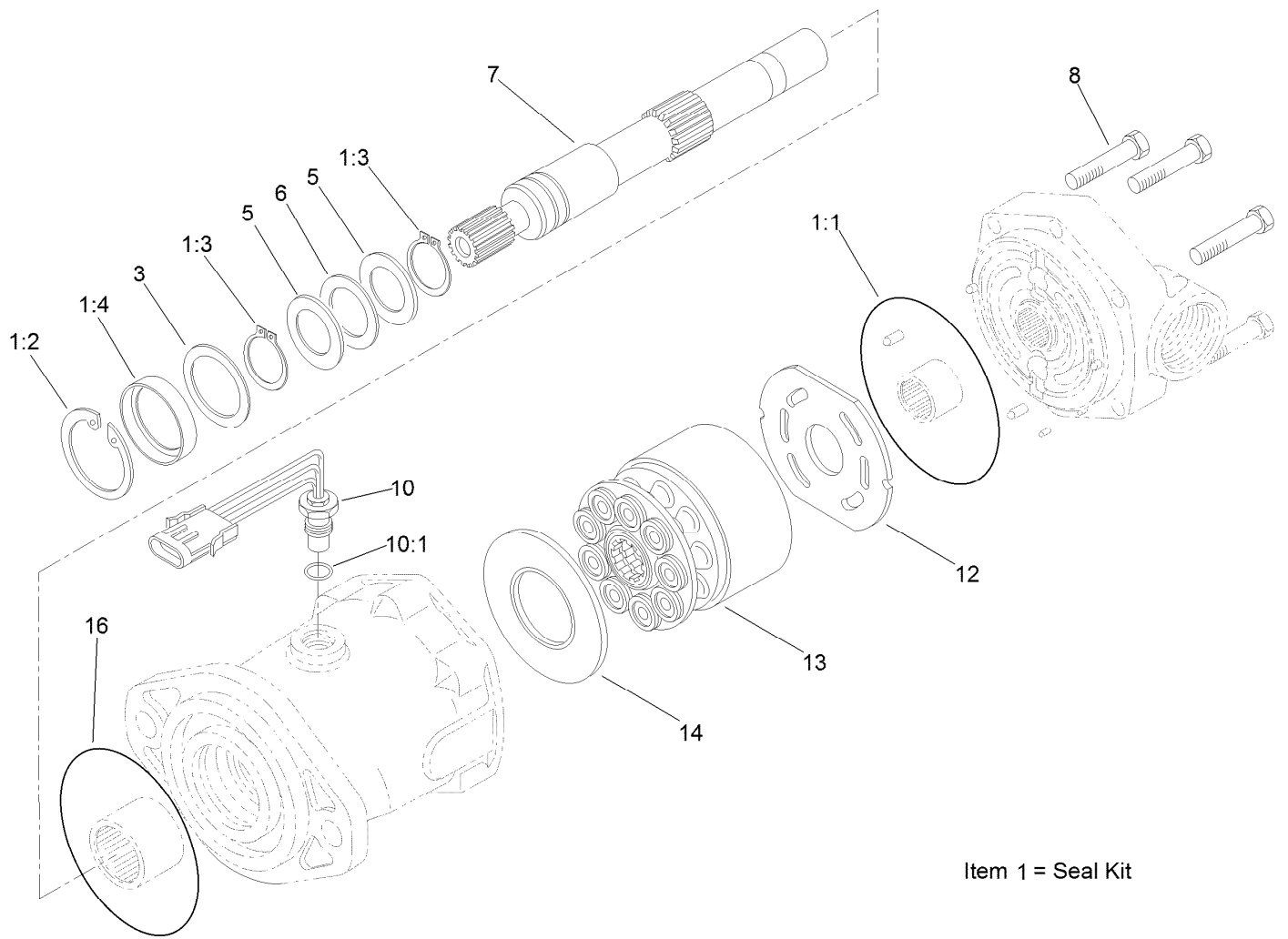
<i>Ref.</i>	<i>Part Number</i>	<i>Qty.</i>	<i>Description</i>
2	93-7977	1	Seal
3	93-7978	1	Rod-Pull
4	93-7983	2	Pin-Clevis
5	93-7980	2	Link
6	93-7979	2	Pin-Hitch
7	93-7986	4	Disc-Stationary
8	104-4278	3	Disc-Rotating
9	93-7976	1	Ring-Retaining
10	93-7984	1	Gasket
11	104-4279	1	Actuator-Rotating
12	93-7987	3	Spring-Extension
13	93-7985	3	Ball
14	353-990	2	Plug ASM
14:1	237-78	1	O-Ring



Hydraulic Motor Assembly No. 132-5631

Ref.	Part Number	Qty.	Description	Ref.	Part Number	Qty.	Description
1	106-6876	1	Seal Kit	7	94-3004	1	Shaft-Drive, Splined
1:1		1	O-Ring ●	8	94-3002	6	Capscrew
1:2	76-7010	1	Ring-Retaining	10	94-3009	1	Plug
1:3	76-7000	2	Ring-Retaining	10:1		1	O-Ring ●
1:4		1	Seal-Shaft ●	12	94-3003	1	Plate-Valve
3	60-6240	1	Washer	13	76-6910	1	Rotating Kit
5	76-6950	2	Race-Thrust	14	76-6970	1	Insert-Plate, Cam
6	76-6960	1	Bearing-Thrust	16	237-166	1	O-Ring

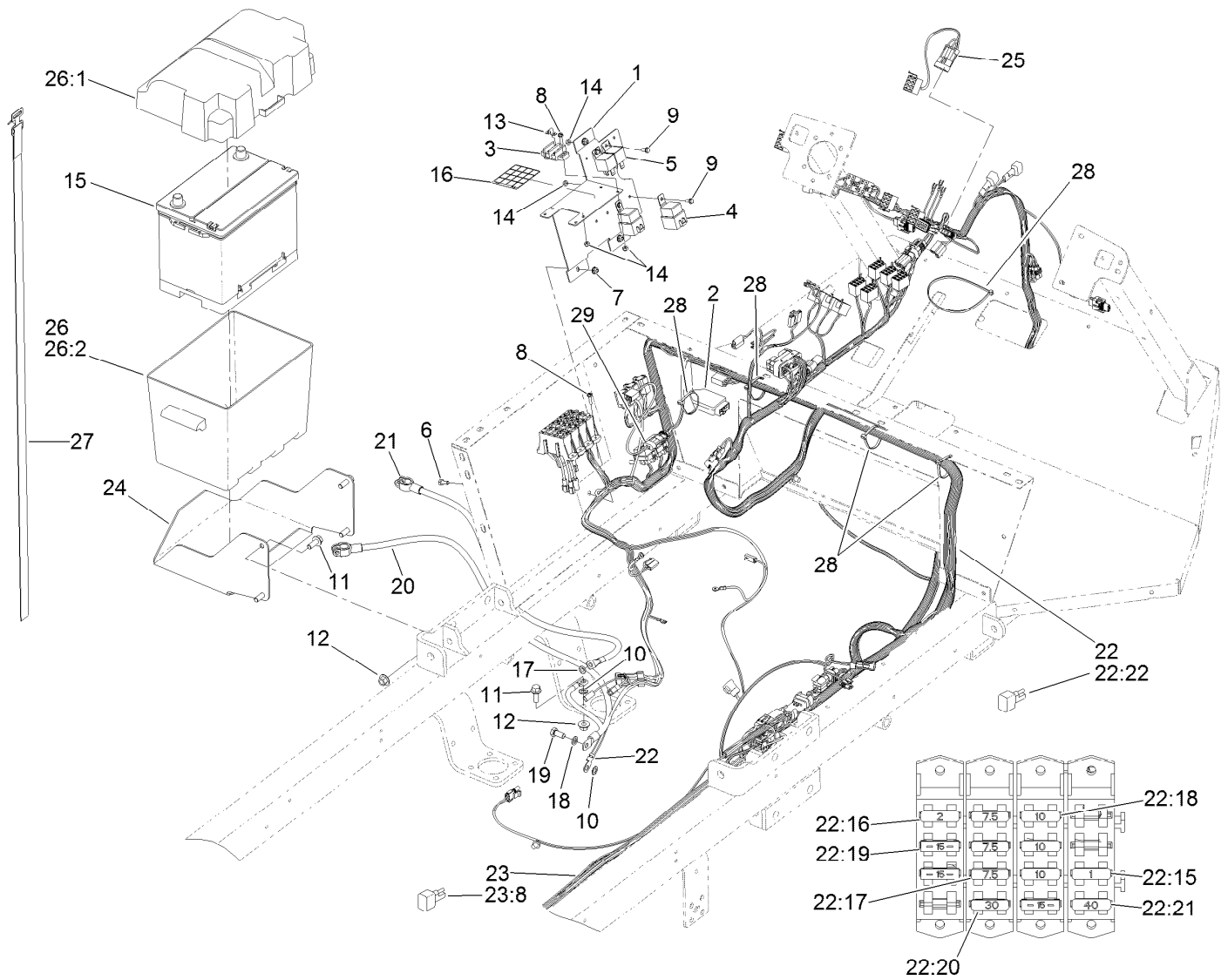
● Not serviced separately



Hydraulic Motor Assembly No. 132-5630

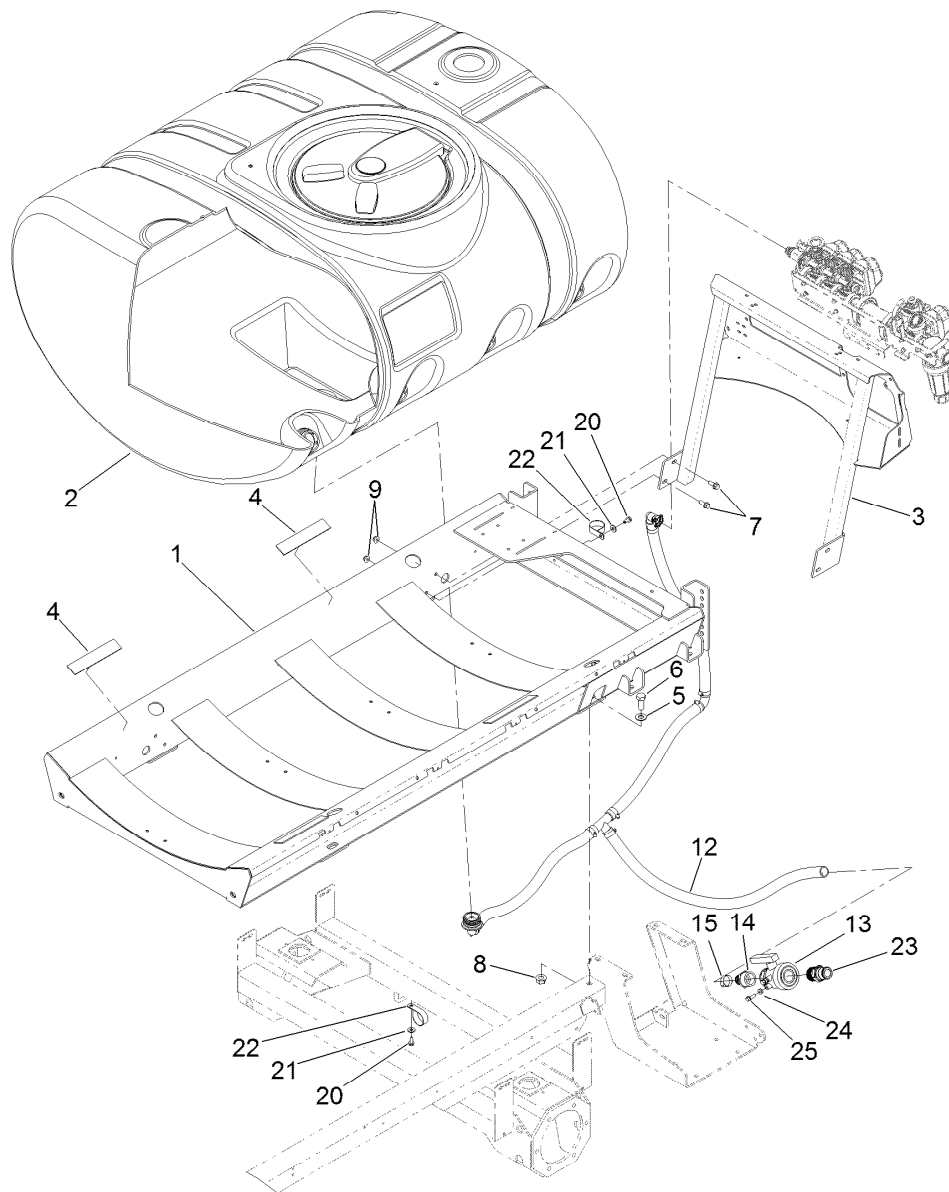
<i>Ref.</i>	<i>Part Number</i>	<i>Qty.</i>	<i>Description</i>	<i>Ref.</i>	<i>Part Number</i>	<i>Qty.</i>	<i>Description</i>
1	106-6876	1	Seal Kit	7	94-3004	1	Shaft-Drive, Splined
1:1		1	O-Ring ●	8	94-3002	6	Capscrew
1:2	76-7010	1	Ring-Retaining	10	94-3010	1	Sensor-Speed, Pickup
1:3	76-7000	2	Ring-Retaining	10:1		1	O-Ring ●
1:4		1	Seal-Shaft ●	12	94-3003	1	Plate-Valve
3	60-6240	1	Washer	13	76-6910	1	Rotating Kit
5	76-6950	2	Race-Thrust	14	76-6970	1	Insert-Plate, Cam
6	76-6960	1	Bearing-Thrust	16	237-166	1	O-Ring

● Not serviced separately



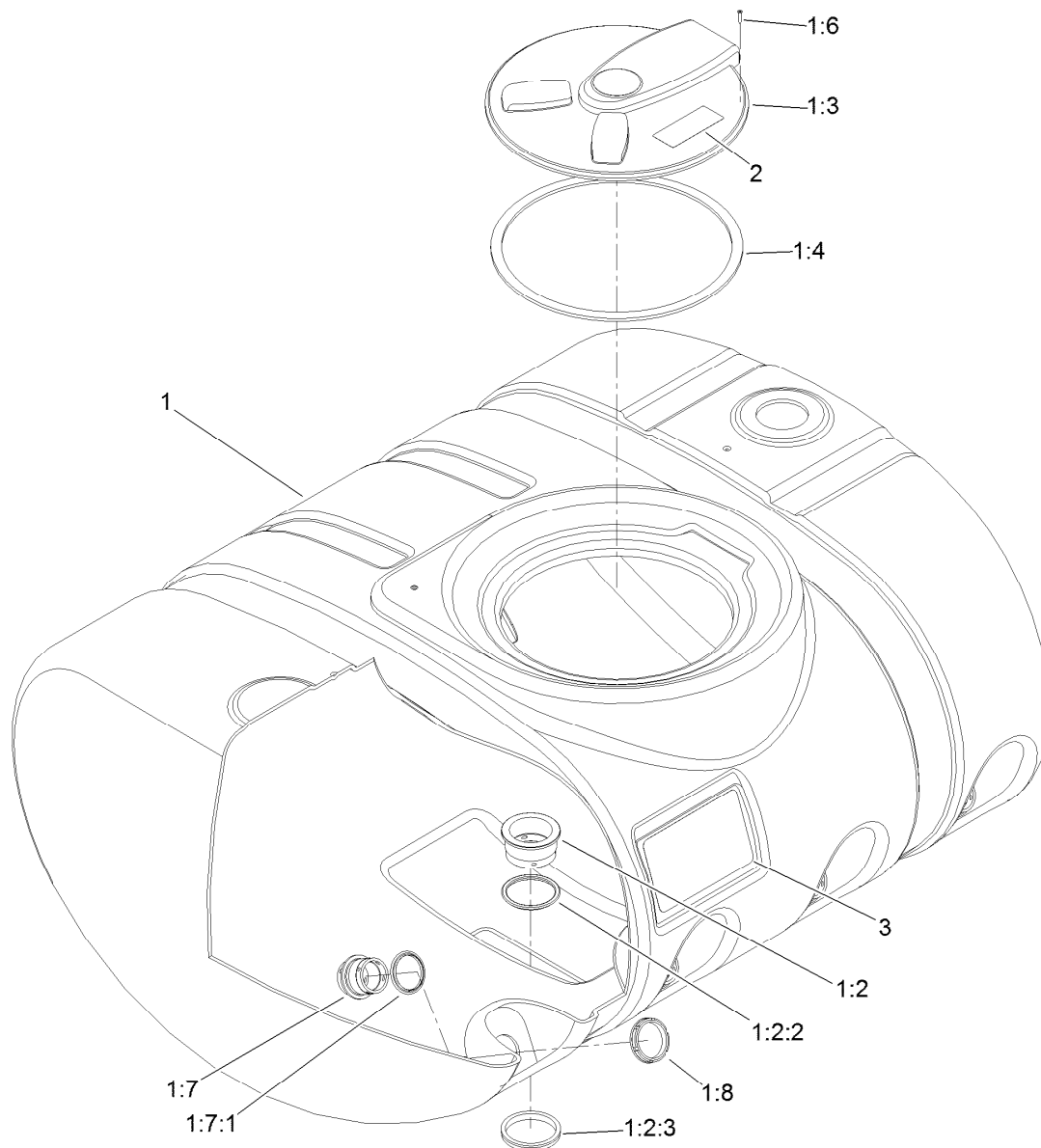
Electrical Assembly

Ref.	Part Number	Qty.	Description	Ref.	Part Number	Qty.	Description
1	133-2757-01	1	Panel-Electrical	21	105-0114	1	Cable-Battery, Positive
2	98-7611	1	Controller-Glow	22	122-0575	1	Harness-Wire
3	42862	1	Block-Terminal, Ground	22:15	104-9055	1	Fuse-Blade, 1 Amp
4	99-7430	2	Relay	22:16	94-6710	1	Fuse-2 Amp
5	99-7435	2	Relay-Power	22:17	114241	3	Fuse-Blade, 7.5 Amp
6	321-3	3	Screw-HH	22:18	218-578	3	Fuse-Blade, 10 Amp
7	104-7201	3	Nut-Flange, NI	22:19	109355	3	Fuse-Blade, 15 Amp
8	32105-13	4	Screw-HWH	22:20	109103	1	Fuse-Blade, 30 Amp
9	3290-321	4	Screw-HWH	22:21	99-6124	1	Fuse-40 Amp
10	3255-9	2	Washer-Lock	22:22	100-4918	2	Diode-Over Molded
11	3234-11	5	Screw-HHF	23	122-0694	1	Harness-Wire, Rear
12	32128-43	5	Nut-Flange	23:8	100-4918	4	Diode-Over Molded
13	42863	1	Strip-Jumper	24	119-5049-03	1	Bracket-Battery
14	3296-2	8	Nut-Lock, NI	25	122-0695	1	Harness-Wire, Auto/MAN
15	106-5190	1	Battery	26	93-7595	1	Battery Box ASM
16	133-2758	1	Decal-Fuse	26:1	105-2914	1	Top-Battery Box
17	3255-8	1	Washer-Lock	26:2	105-2915	1	Bottom-Battery Box
18	48-9590	1	Washer-Lock	27	3339-175	1	Strapping-Web
19	63-7790	1	Screw-Cap	28	3290-378	6	Tie-Cable
20	120-0615	1	Cable-Battery, Negative	29	108-8657	1	Harness-Wire, Seat



Tank and Saddle Assembly

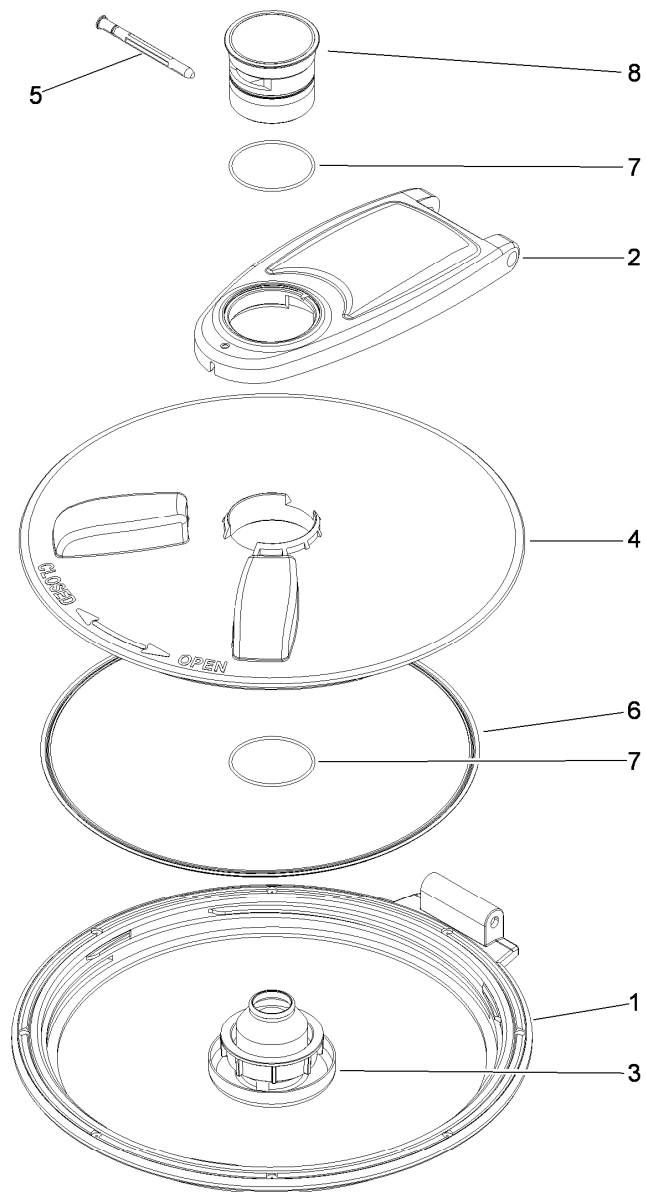
<i>Ref.</i>	<i>Part Number</i>	<i>Qty.</i>	<i>Description</i>	<i>Ref.</i>	<i>Part Number</i>	<i>Qty.</i>	<i>Description</i>
1	130-7092-03	1	Tank Saddle ASM	13	108-0069	1	Valve-Ball
2	117-8005	1	Tank ASM	14	110-5224	1	Fitting-Barbed, Straight
3	136-2289-03	1	Support-Valve	15	2412-34	1	Clamp-Hose
4	104-7102	4	Pad-Battery	20	32104-32	2	Screw-HWH
5	3256-27	6	Washer-Flat	21	3256-3	2	Washer-Flat
6	327-4	6	Screw-HH	22	2412-147	2	Clamp-R
7	3234-11	4	Screw-HHF	23	132-7787	1	Coupler-Quick
8	32128-50	6	Nut-Flange	24	32128-26	2	Nut-Flange
9	104-8301	4	Nut-Flange, NI	25	3234-29	2	Screw-HHF
12	132-4297	1	Bypass Hose ASM				



Tank Assembly No. 117-8005

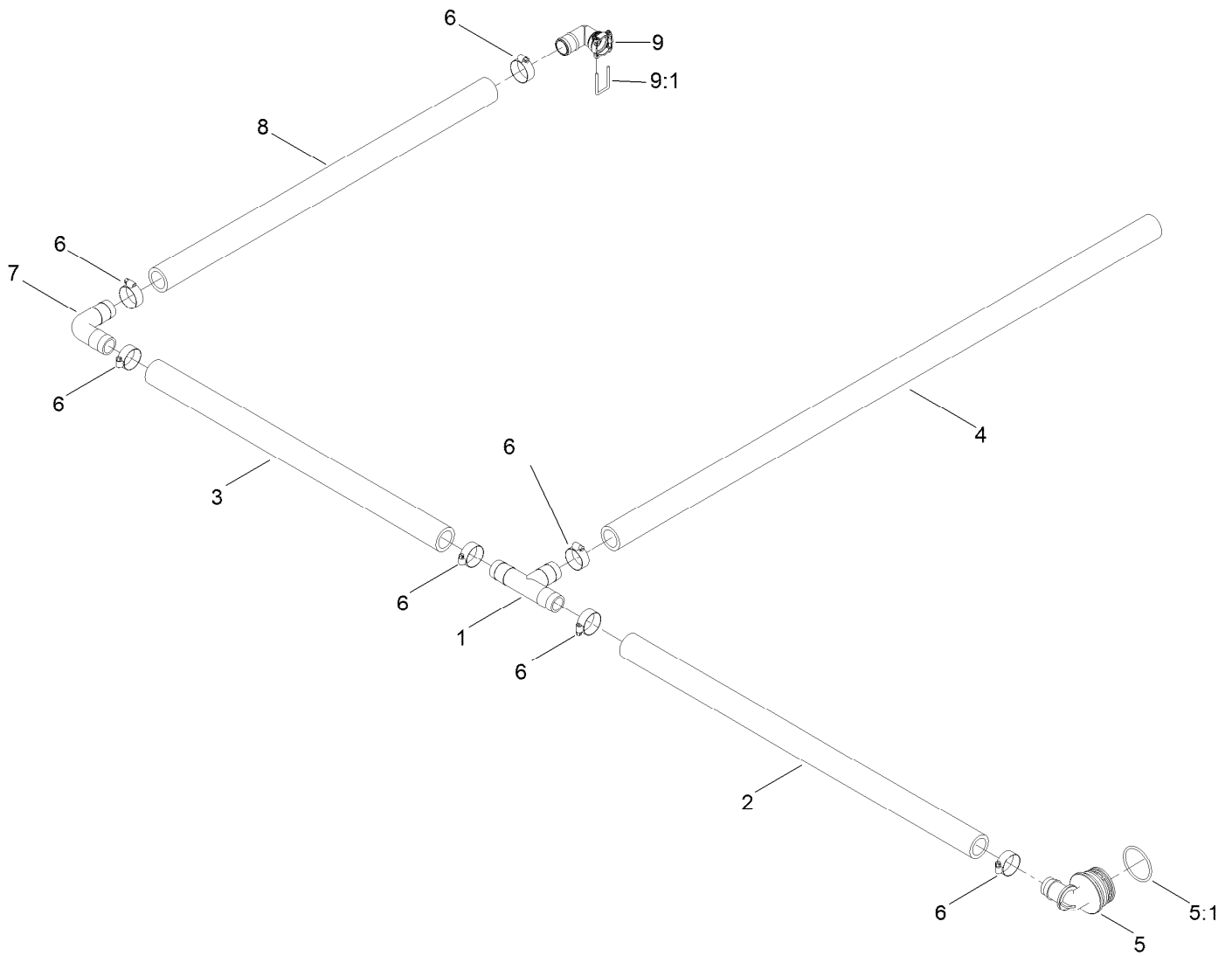
Ref.	Part Number	Qty.	Description
1		1	Tank ASM ●
1:2	117-7851	1	Bulkhead ASM
1:2:2	100-8646	1	Gasket-Bulkhead
1:2:3	100-8647	1	Nut-Bulkhead
1:3	119-9380	1	Spray Tank Lid ASM
1:4	119-9378	1	Gasket-Lid, Tank
1:6	107-8635	8	Screw-PFH
1:7	108-3358	4	Fitting-Bulkhead
1:7:1	107-2864	1	Gasket-Bulkhead
1:8	100-7051	4	Nut-Bulkhead
2	120-0622	1	Decal-Warning
3	119-5042	2	Decal-Tank

● Not serviced separately



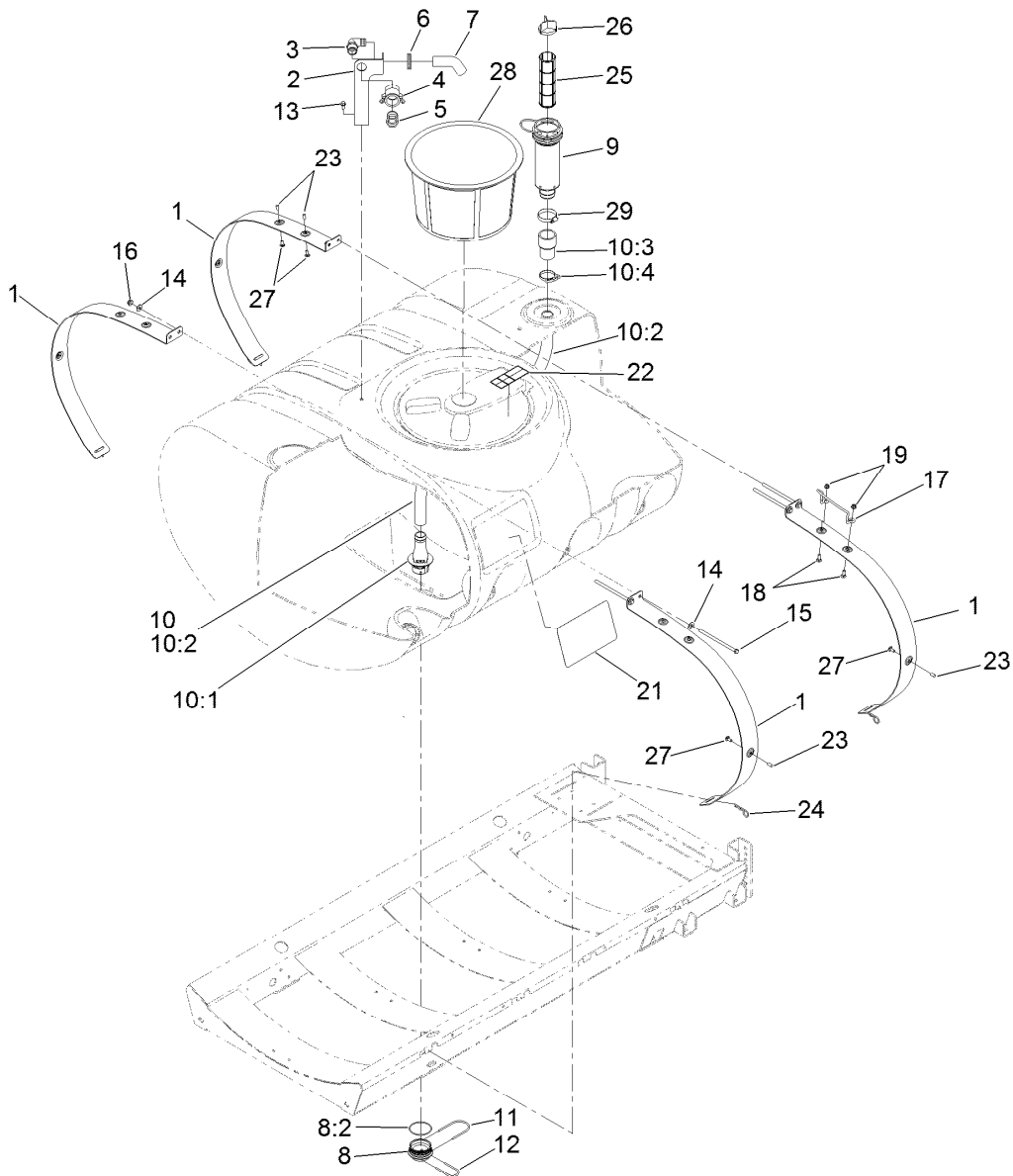
Spray Tank Lid Assembly No. 119-9380

<i>Ref.</i>	<i>Part Number</i>	<i>Qty.</i>	<i>Description</i>
1	119-9381	1	Ring-Lid
2	119-9382	1	Arm-Lid
3	119-9383	1	Vent-Lid
4	119-9384	1	Cover-Lid
5	119-9385	1	Pin-Pivot
6	106-5004	1	Seal-Lid
7	119-9386	2	O-Ring
8	119-9387	1	Cap-Lid



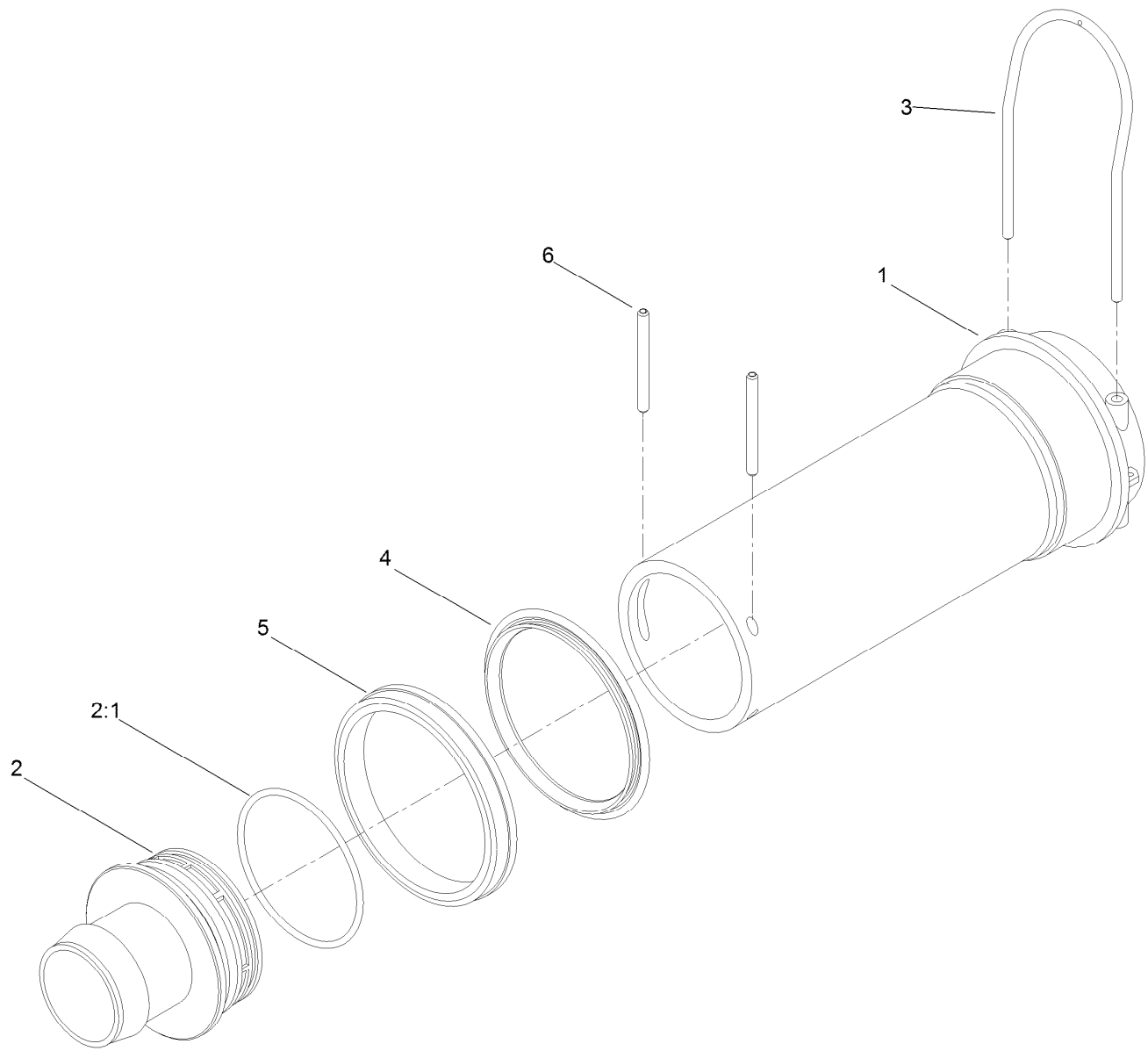
Bypass Hose Assembly No. 132-4297

Ref.	Part Number	Qty.	Description
1	117-7866	1	Tee-Hosebarb
2	131-5775	1	Hose-Drain
3	131-5825	1	Hose-Drain
4	131-5777	1	Hose-Drain
5	106-4933	1	Hosebarb ASM
5:1	100-8637	1	O-Ring
6	2412-34	7	Clamp-Hose
7	117-7867	1	Elbow-Hosebarb
8	131-5824	1	Hose-Drain
9	131-0213	1	90 DEG Barb Fitting Kit
9:1	133-0398	1	Pin-Fork



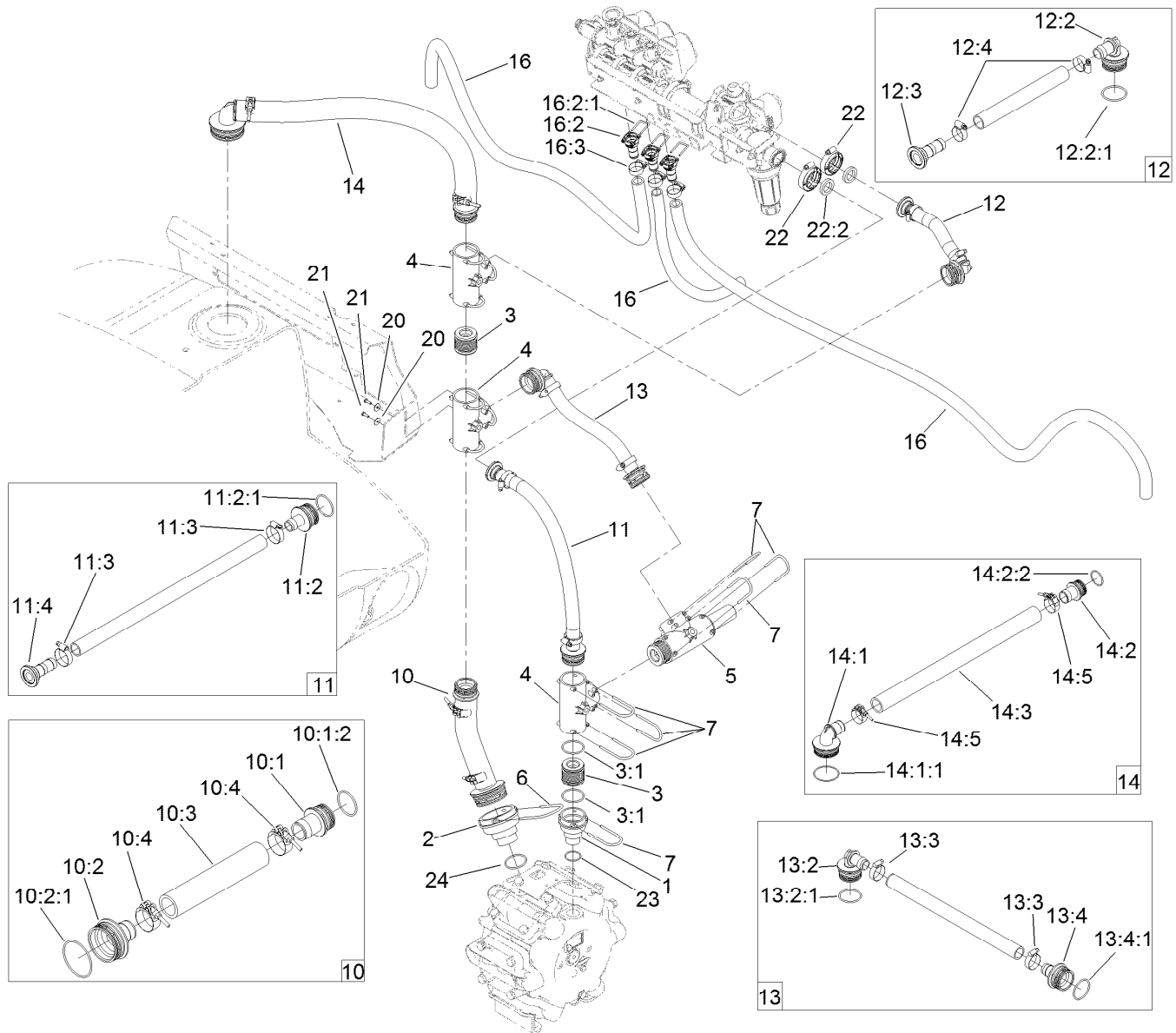
Tank Mounting and Filter Assembly

Ref.	Part Number	Qty.	Description	Ref.	Part Number	Qty.	Description
1	117-8029-03	4	Band-Tank	14	3256-4	8	Washer-Flat
2	110-5082-03	1	Bracket-Anti Siphon	15	120-0649	4	Bolt-TAP HH
3	41140	1	Elbow	16	104-8301	4	Nut-Flange, NI
4	100-6779	1	Coupling-Female	17	119-5019	1	Stop-Lid
5	41316	1	Adapter-Quick	18	3230-2	2	Bolt-CARR
6	110-5090	1	Grommet	19	104-8300	2	Nut-Flange, NI
7	110-5088	1	Hose-Fill	21	131-3317	2	Decal-Tank
8	117-7928	1	Adapter ASM	22	120-0622	1	Decal-Warning
8:2	100-6989	1	O-Ring	23	42452	5	Cap-Protective
9	130-7096	1	Filter ASM	24	3290-343	4	Pin-Hair
10	121-5003	1	Suction Tube ASM	25	100-6991	1	Element-Filter, Green
10:1	121-5008	1	Foot-Suction	25	100-6992	1	Element-Filter, Red
10:2	121-5030	1	Tube-Suction	25	100-8642	1	Screen-Suction
10:3	121-5031	1	Connector-Suction	26	100-8641	1	Vane-Screen
10:4	121-5047	1	Clamp-Nylon	27	3230-1	5	Bolt-CARR
11	117-7996	1	Fork	28	119-9419	1	Basket-Filter
12	100-8635	1	Fork	29	2412-130	1	Clamp-Hose
13	3234-5	1	Screw-HHF				



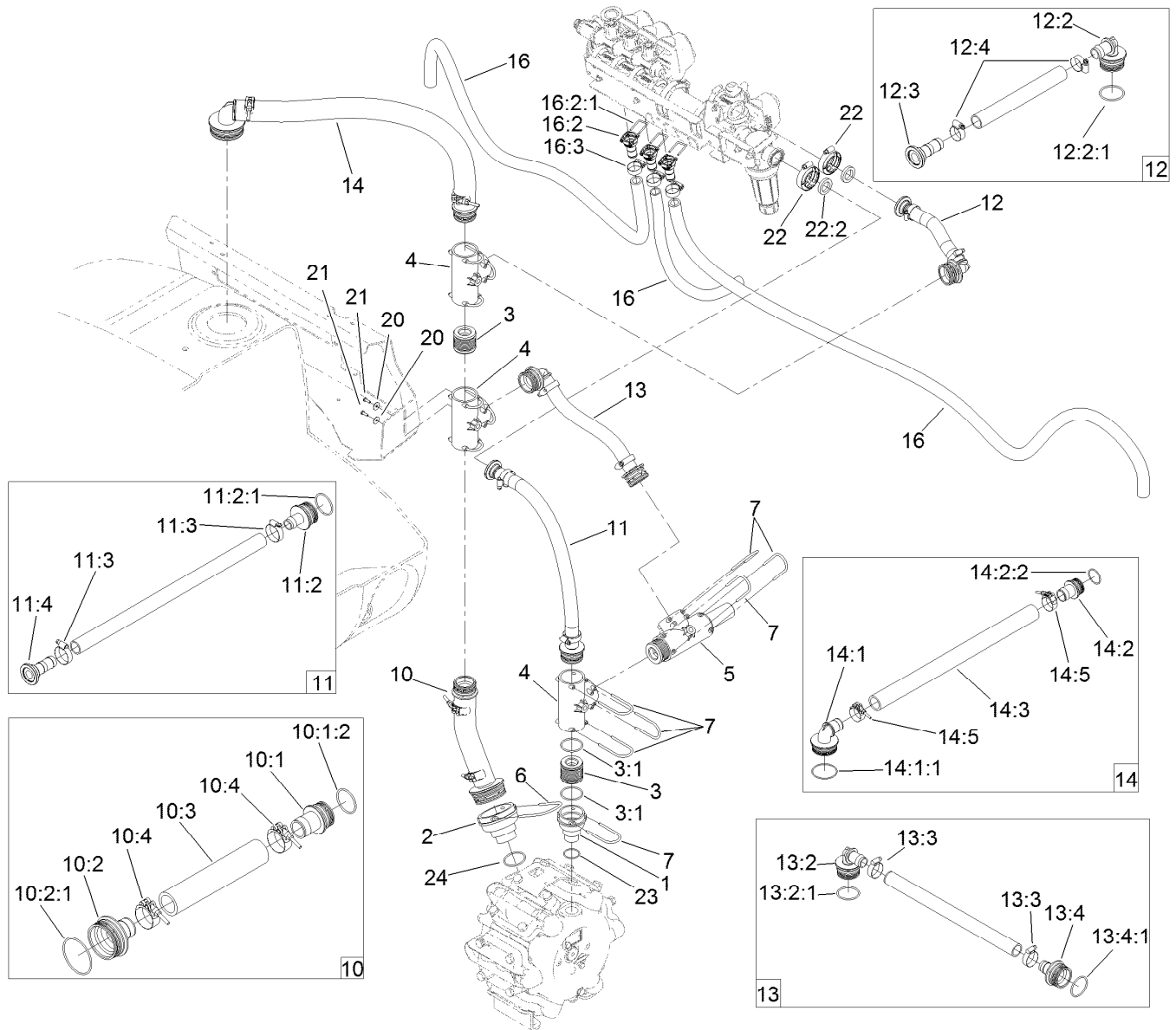
Filter Assembly No. 130-7096

<i>Ref.</i>	<i>Part Number</i>	<i>Qty.</i>	<i>Description</i>
1	100-8643	1	Housing-Filter
2	106-4942	1	Hosebarb-Straight
2:1	100-6989	1	O-Ring
3	100-8636	1	Fork-Special
4	100-8646	1	Gasket-Bulkhead
5	100-8647	1	Nut-Bulkhead
6	100-8644	2	Pin-Expansion



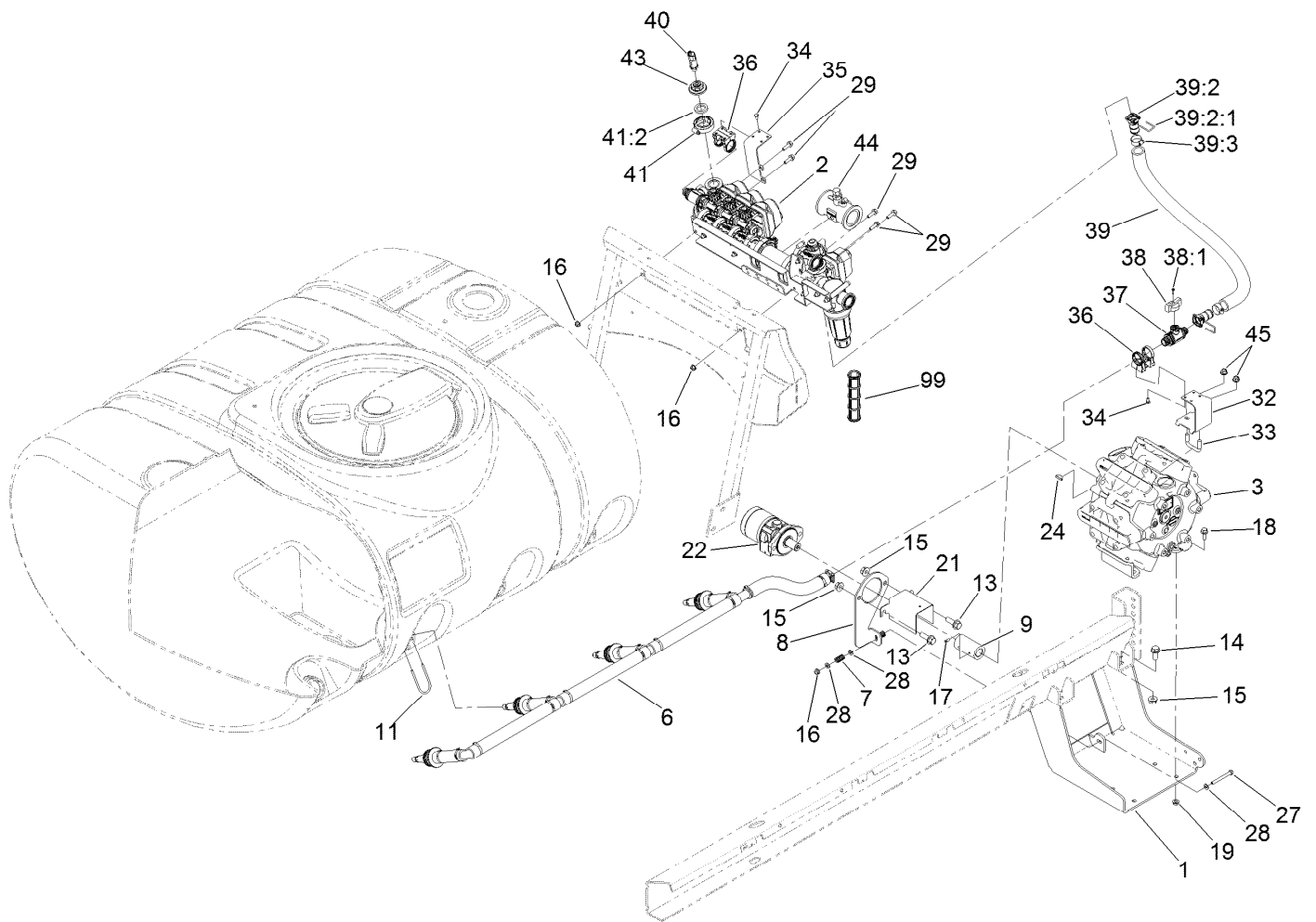
Spray System Hose Assembly

Ref.	Part Number	Qty.	Description	Ref.	Part Number	Qty.	Description
1	133-2881	1	Fitting	12:2	106-4933	1	Hosebarb ASM
2	133-2883	1	Fitting	12:2:1	100-8637	1	O-Ring
3	106-4947	2	Connector	12:3	127-1142	1	Fitting-Barb
3:1	100-8637	2	O-Ring	12:4	2412-129	2	Clamp-Hose
4	100-6704	3	Tee	13	117-7963	1	Pressure Relief Hose ASM
5	117-7874	1	Relief Valve ASM	13:2	106-4933	2	Hosebarb ASM
6	117-7996	1	Fork	13:2:1	100-8637	1	O-Ring
7	100-8635	11	Fork	13:3	2412-3	2	Clamp-Hose
10	130-7128	1	Lower Suction Hose ASM	13:4	106-4932	1	Hosebarb-Straight
10:1	117-7982	1	Hosebarb ASM	13:4:1	100-8637	1	O-Ring
10:1:2	100-8637	1	O-Ring	14	130-7127	1	Upper Suction Hose ASM
10:2	117-7965	1	Hosebarb ASM	14:1	106-4952	1	Hosebarb-90 DEG
10:2:1	100-6989	1	O-Ring	14:1:1	100-6989	1	O-Ring
10:3	127-8982	1	Hose-Suction, Lower	14:2	117-7982	1	Hosebarb ASM
10:4	130-7125	2	Clamp-Hose, HD	14:2:2	100-8637	1	O-Ring
11	132-4295	1	Supply Hose ASM	14:3	127-8981	1	Hose-Suction, Upper
11:2	106-4932	1	Hosebarb-Straight	14:5	127-8981	1	Hose-Suction, Upper
11:2:1	100-8637	1	O-Ring	14:5	130-7125	2	Clamp-Hose, HD
11:3	2412-3	2	Clamp-Hose	16	132-4298	3	Left Boom Hose ASM
11:4	127-1142	1	Fitting-Barb	16:2	127-9807	1	Straight Fitting Kit
12	132-4296	1	Agitation Bypass Hose ASM	16:2:1	133-0398	1	Pin-Fork
				16:3	2412-129	1	Clamp-Hose



Spray System Hose Assembly (continued)

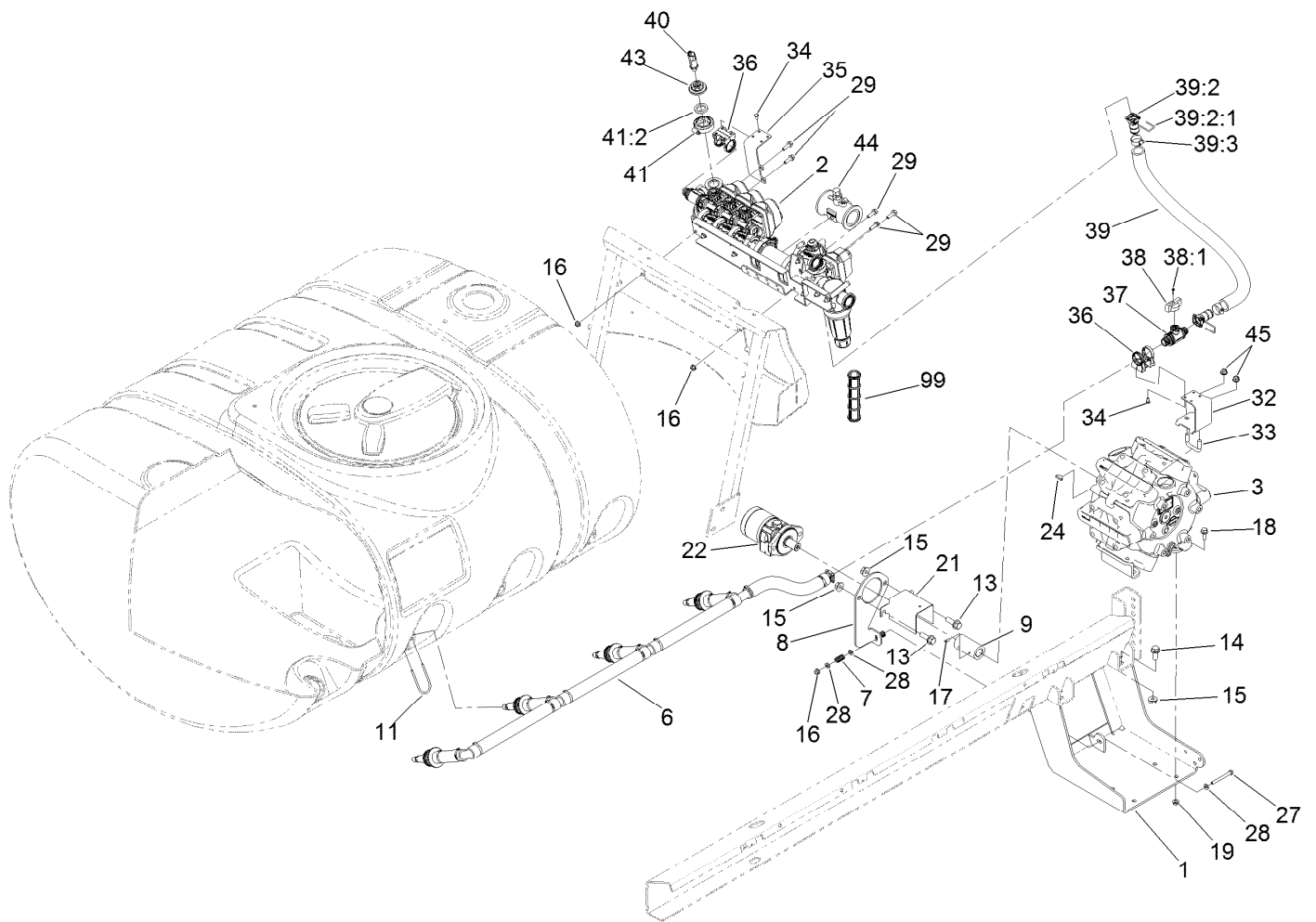
Ref.	Part Number	Qty.	Description	Ref.	Part Number	Qty.	Description
20	3256-61	2	Washer-Flat	22:2	127-1145	1	Gasket-Flange
21	32144-32	2	Screw	23	133-2882	1	O-Ring
22	127-9829	2	Clamp/Gasket Kit	24	133-2884	1	O-Ring



Spray Pump and Valve Assembly

Ref.	Part Number	Qty.	Description	Ref.	Part Number	Qty.	Description
1	117-0655-03	1	Bracket-Pump	27	322-14	1	Screw-HH
2		1	Spray Manifold ASM ●	28	3256-23	5	Washer-Flat
3	132-7768	1	Pump	29	3234-29	5	Screw-HHF
6	132-4309	1	Agitation Hose ASM	32	136-0376-03	1	Bracket-Valve, Agitation
7	110-5331	2	Spring-Compression	33	107-3073	1	U-Bolt
8	117-8040-03	1	Plate-Mount, Motor	34	33113-012	8	Screw-HH
9	117-8045	1	Coupler	35	136-2286-03	1	Mount-Plate, Support
11	100-8635	4	Fork	36	132-4302	2	Mount-Valve
13	100-6116	2	Screw-HHF	37	131-0249	1	On/Off 2-Way Valve Kit
14	110-5057	4	Capscrew-HHF	38	131-0264	1	Agitation Throttling Handle Kit
15	108-3745	6	Nut-HHF, Whiz	38:1	131-0263	1	Screw-Handle
16	104-8300	6	Nut-Flange, NI	39	132-4310	1	Agitation Supply Hose ASM
17	3241-7	4	Screw-SQH	39:2	127-9806	2	Fitting Kit
18	3234-11	4	Screw-HHF	39:2:1	133-0398	1	Pin-Fork
19	3290-357	4	Nut-HHF, Whiz	39:3	2412-34	2	Clamp-Hose
21	120-0628-03	1	Guard-Shaft, Pump	40	130-8202	1	Transducer-Pressure
22	117-0706	1	HYD Motor ASM	41	127-9829	1	Clamp/Gasket Kit
24	106-1990	1	Key-Woodruff				

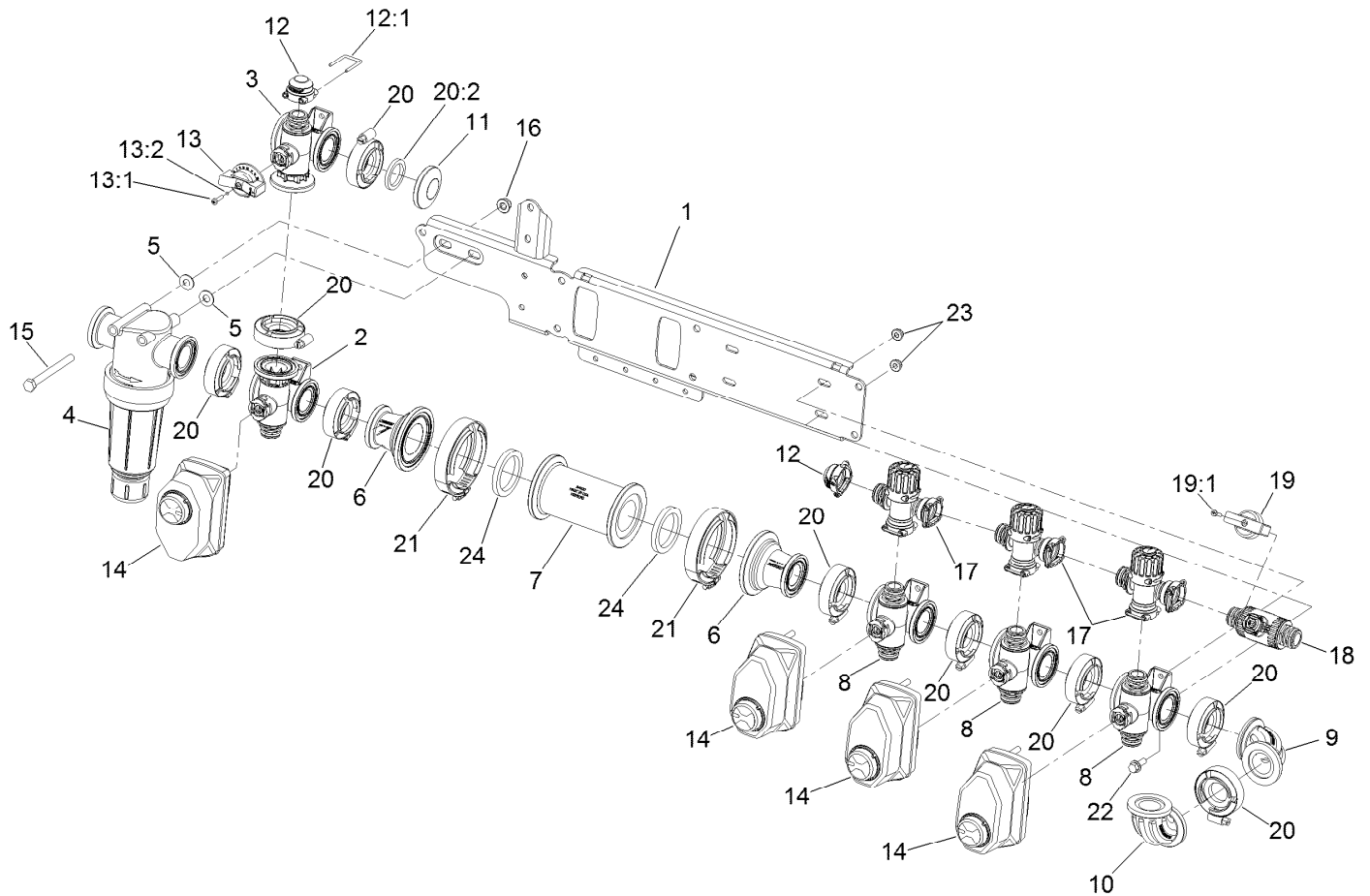
● Not serviced separately



Spray Pump and Valve Assembly (continued)

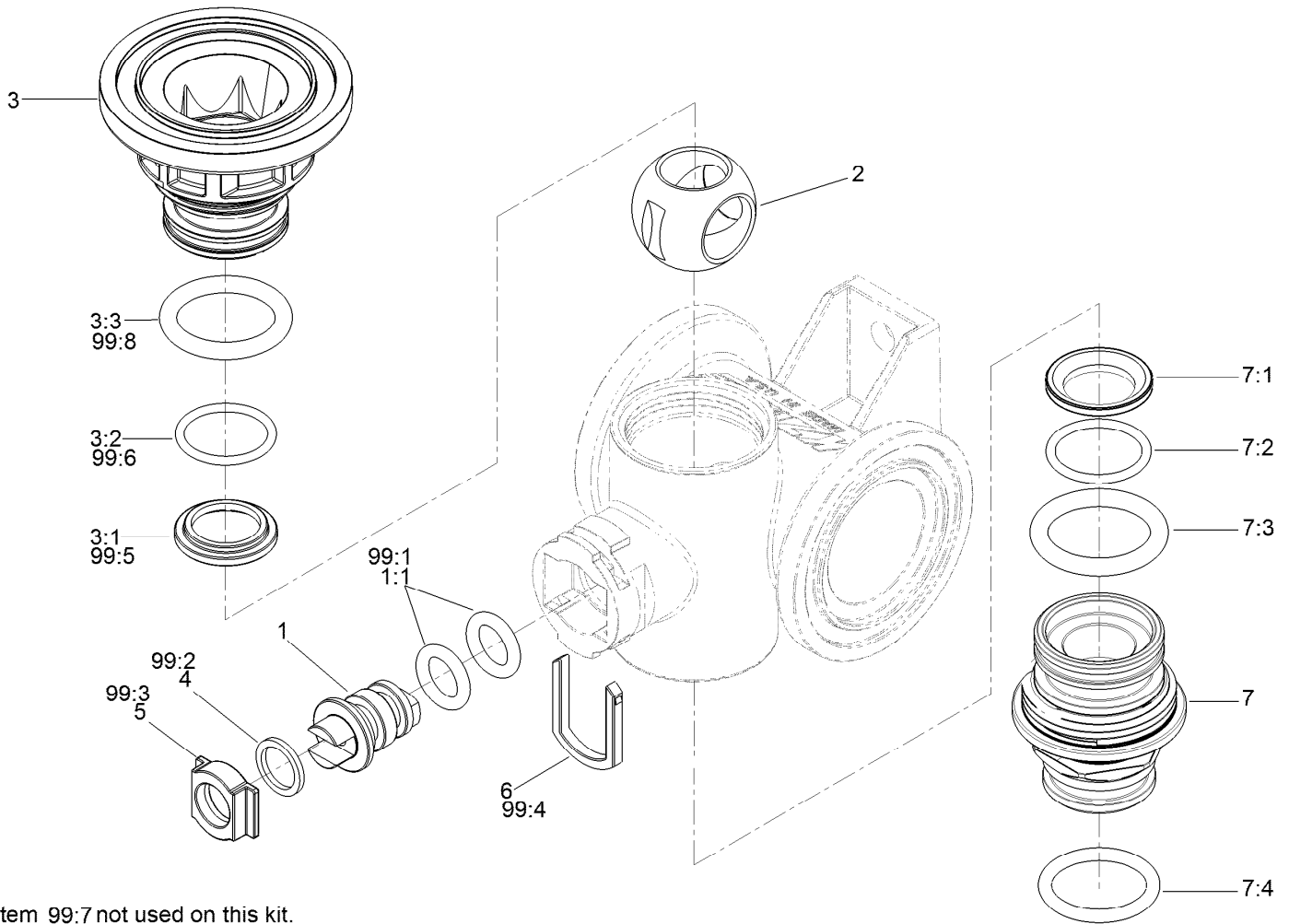
<i>Ref.</i>	<i>Part Number</i>	<i>Qty.</i>	<i>Description</i>	<i>Ref.</i>	<i>Part Number</i>	<i>Qty.</i>	<i>Description</i>
41:2	127-1145	1	Gasket-Flange	45	104-8301	2	Nut-Flange, NI
43	127-1185	1	Fitting-Cap, Port	99	133-0385	2	Screen-Teejet, 50 Mesh
44	106-1038	1	Flow Meter ASM				

● Not serviced separately



Spray Manifold Assembly

<i>Ref.</i>	<i>Part Number</i>	<i>Qty.</i>	<i>Description</i>	<i>Ref.</i>	<i>Part Number</i>	<i>Qty.</i>	<i>Description</i>
1	133-2852	1	Valve Mount ASM	13:1	131-0263	1	Screw-Handle
2	131-7256	1	Manifold Valve Kit	13:2	127-1197	1	O-Ring-Stem
3	131-0253	1	Manifold Valve Kit	14	131-3723	4	Actuator On/Off Kit
4	131-3791	1	Filter-Pressure	15	322-22	2	Screw-HH
5	107-0279	2	Washer	16	104-8300	2	Nut-Flange, NI
6	127-1144	2	Fitting-Adapter	17	127-9805	3	Bypass Valve ASM
7	131-3739	1	Adapter	18	131-0249	1	On/Off 2-Way Valve Kit
8	127-9803	3	On/Off Manifold Valve Kit	19	131-0267	1	Bypass Handle Kit
9	131-3726	1	Fitting-Elbow, 90 DEG	19:1	131-0263	1	Screw-Handle
10	130-8297	1	Fitting-Elbow, Sweep	20	127-9829	9	Clamp/Gasket Kit
11	127-9815	1	Fitting-Cap	20:2	127-1145	1	Gasket-Flange
12	127-9811	2	Fitting-Cap, Female	21	104-9089	2	Clamp-Screw, Worm
12:1	133-0398	1	Pin-Fork	22	3234-4	8	Screw-HHF
13	131-0265	1	Agitation Regulating Handle Kit	23	104-7201	8	Nut-Flange, NI
				24	104-9090	2	Gasket

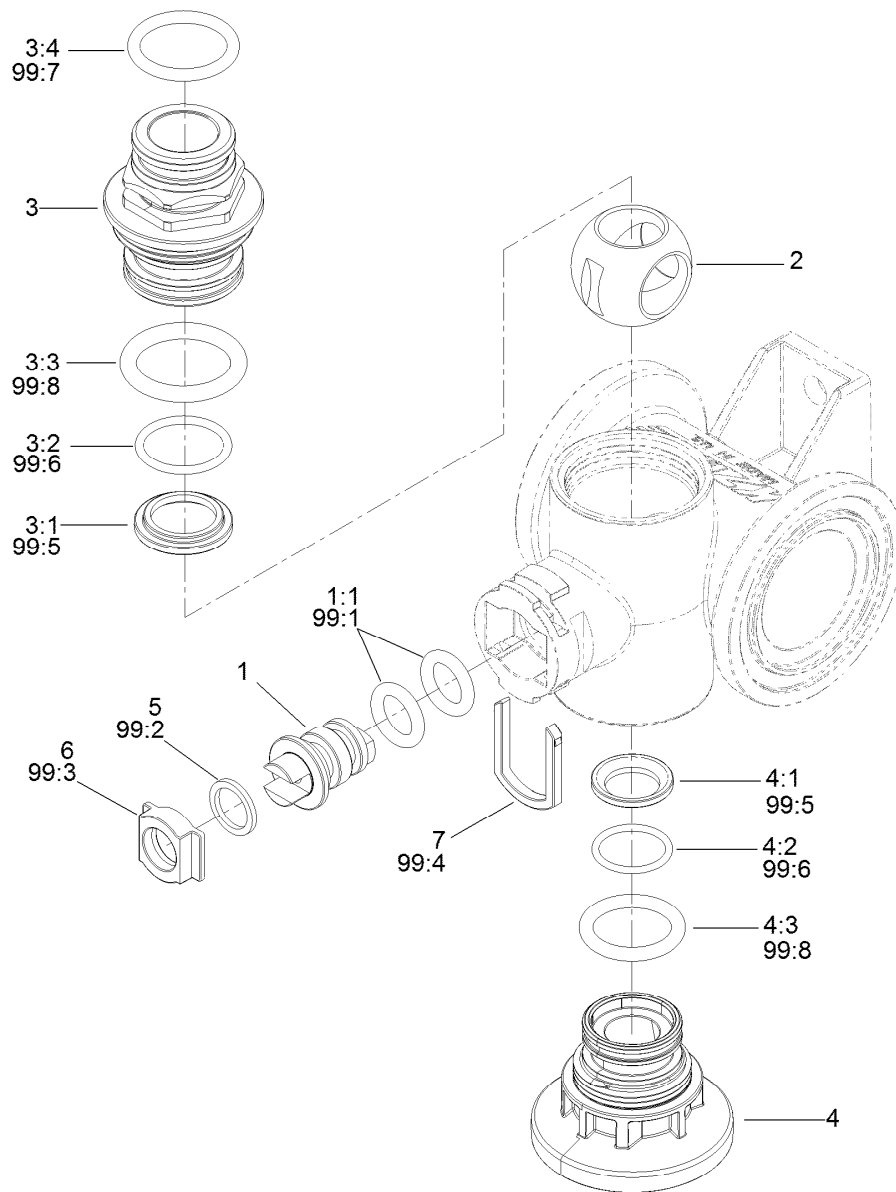


Item 99:7 not used on this kit.

Manifold Valve Kit No. 131-7256

Ref.	Part Number	Qty.	Description	Ref.	Part Number	Qty.	Description
1	130-8248	1	Valve Stem Kit	7:2	127-1188	1	O-Ring, Seat (Ball)
1:1	127-1197	2	O-Ring-Stem	7:3	127-1189	1	O-Ring, Endcap
2	127-1194	1	Ball-Valve, 3Way	7:4	127-1187	1	O-Ring, Endcap
3	130-8249	1	Endcap Kit	99	130-7304	1	Valve Repair Kit ●
3:1	127-1192	1	Seat-Ball	99:1	127-1197	2	O-Ring-Stem
3:2	127-1188	1	O-Ring, Seat (Ball)	99:2	127-1196	2	Washer-Stem, Valve
3:3	127-1189	1	O-Ring, Endcap	99:3	127-1195	1	Seat-Stem, Valve
4	127-1196	1	Washer-Stem, Valve	99:4	127-1190	1	Fork-Stem, Valve
5	127-1195	1	Seat-Stem, Valve	99:5	127-1192	2	Seat-Ball
6	127-1190	1	Fork-Stem, Valve	99:6	127-1188	2	O-Ring, Seat (Ball)
7	130-7317	1	Endcap Kit	99:7	127-1187	2	O-Ring, Endcap
7:1	127-1192	1	Seat-Ball	99:8	127-1189	2	O-Ring, Endcap

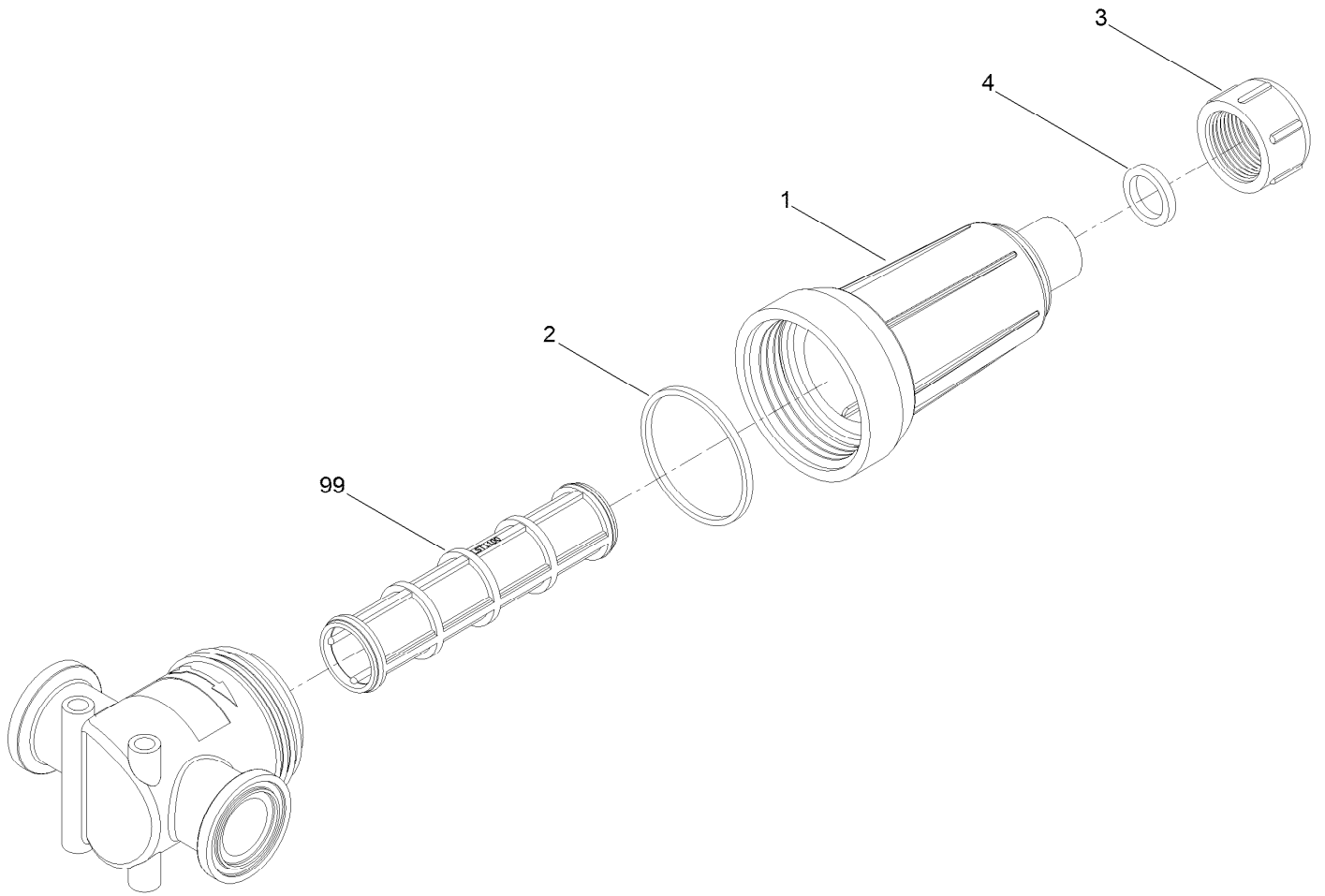
● Not illustrated



Manifold Valve Kit No. 131-0253

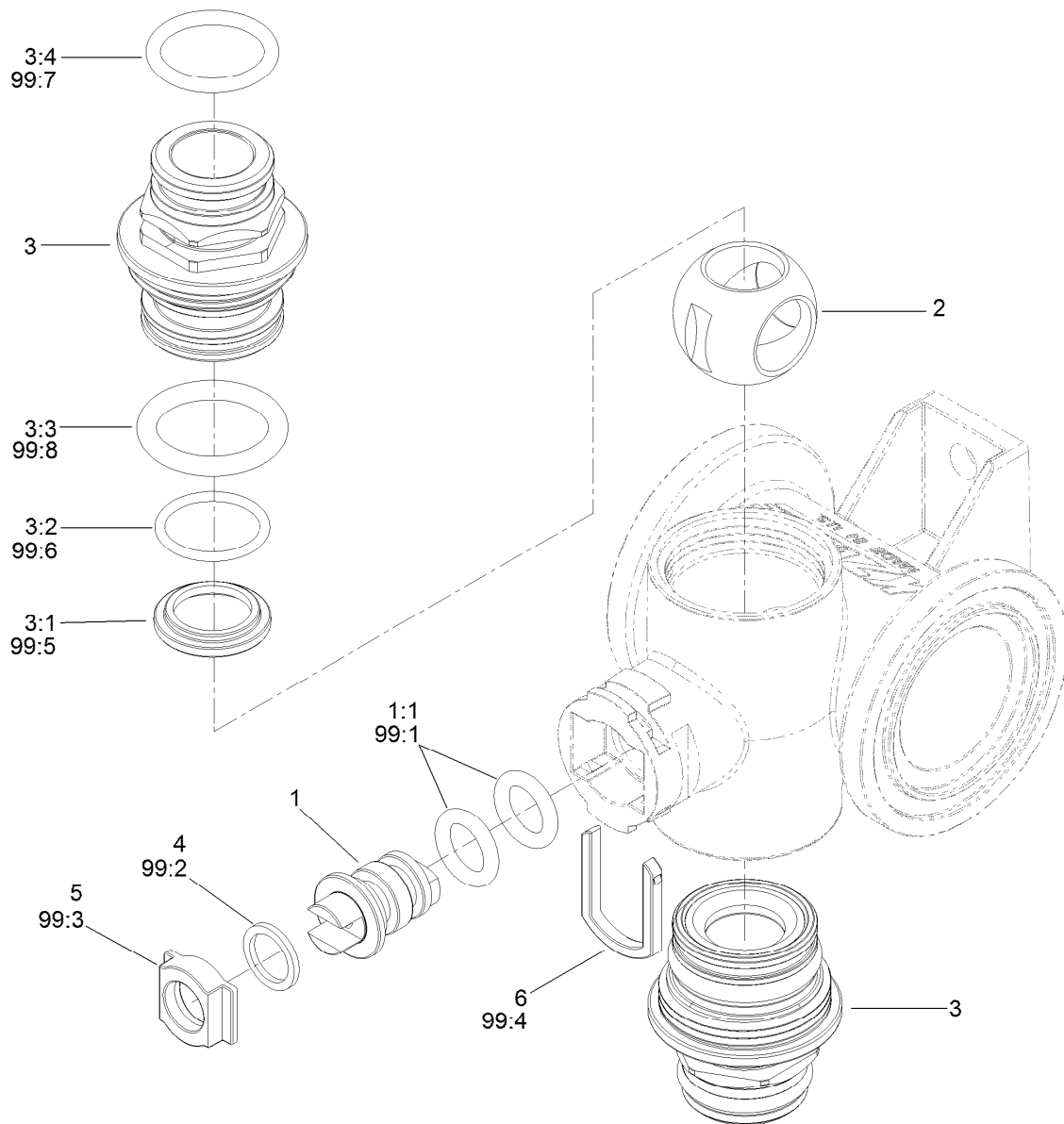
<i>Ref.</i>	<i>Part Number</i>	<i>Qty.</i>	<i>Description</i>	<i>Ref.</i>	<i>Part Number</i>	<i>Qty.</i>	<i>Description</i>
1	130-8248	1	Valve Stem Kit	5	127-1196	1	Washer-Stem, Valve
1:1	127-1197	2	O-Ring-Stem	6	127-1195	1	Seat-Stem, Valve
2	127-1113	1	Ball-V	7	127-1190	1	Fork-Stem, Valve
3	130-7317	1	Endcap Kit	99	130-7304	1	Valve Repair Kit ●
3:1	127-1192	1	Seat-Ball	99:1	127-1197	2	O-Ring-Stem
3:2	127-1188	1	O-Ring, Seat (Ball)	99:2	127-1196	2	Washer-Stem, Valve
3:3	127-1189	1	O-Ring, Endcap	99:3	127-1195	1	Seat-Stem, Valve
3:4	127-1187	1	O-Ring, Endcap	99:4	127-1190	1	Fork-Stem, Valve
4	130-8249	1	Endcap Kit	99:5	127-1192	2	Seat-Ball
4:1	127-1192	1	Seat-Ball	99:6	127-1188	2	O-Ring, Seat (Ball)
4:2	127-1188	1	O-Ring, Seat (Ball)	99:7	127-1187	2	O-Ring, Endcap
4:3	127-1189	1	O-Ring, Endcap	99:8	127-1189	2	O-Ring, Endcap

● Not illustrated



Pressure Filter Assembly No. 131-3791

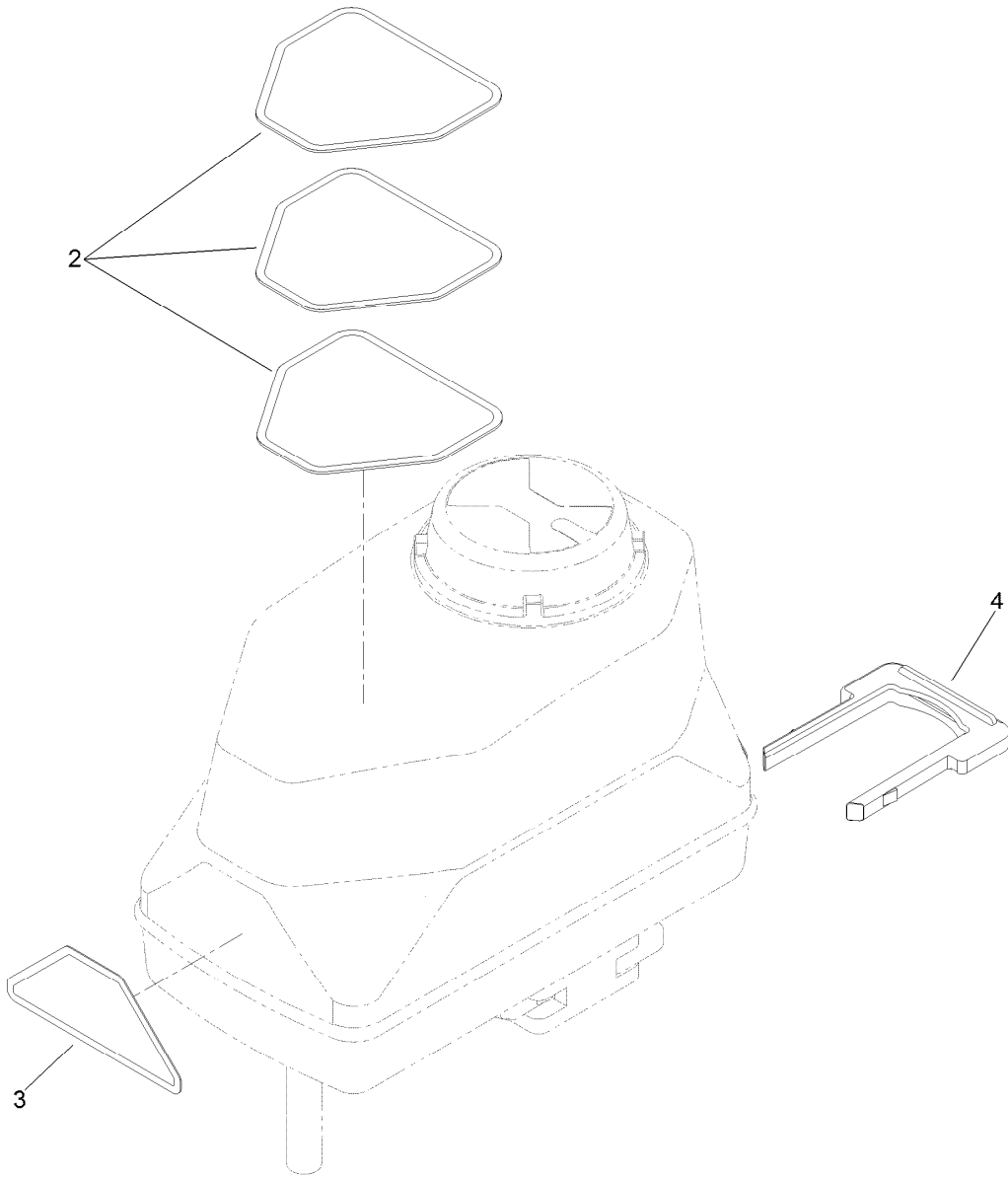
<i>Ref.</i>	<i>Part Number</i>	<i>Qty.</i>	<i>Description</i>
1	136-0397	1	Bowl-Strainer
2	136-0398	1	Rubber-Gasket
3	136-0410	1	Strainer Cap
4	136-0399	1	Rubber-Gasket
99	133-0384	1	Screen-Teejet, 30 Mesh
99	133-0385	1	Screen-Teejet, 50 Mesh
99	133-0386	1	Screen-Teejet, 80 Mesh
99	133-0387	1	Screen-Teejet, 100 Mesh



On/Off Manifold Valve Kit No. 127-9803

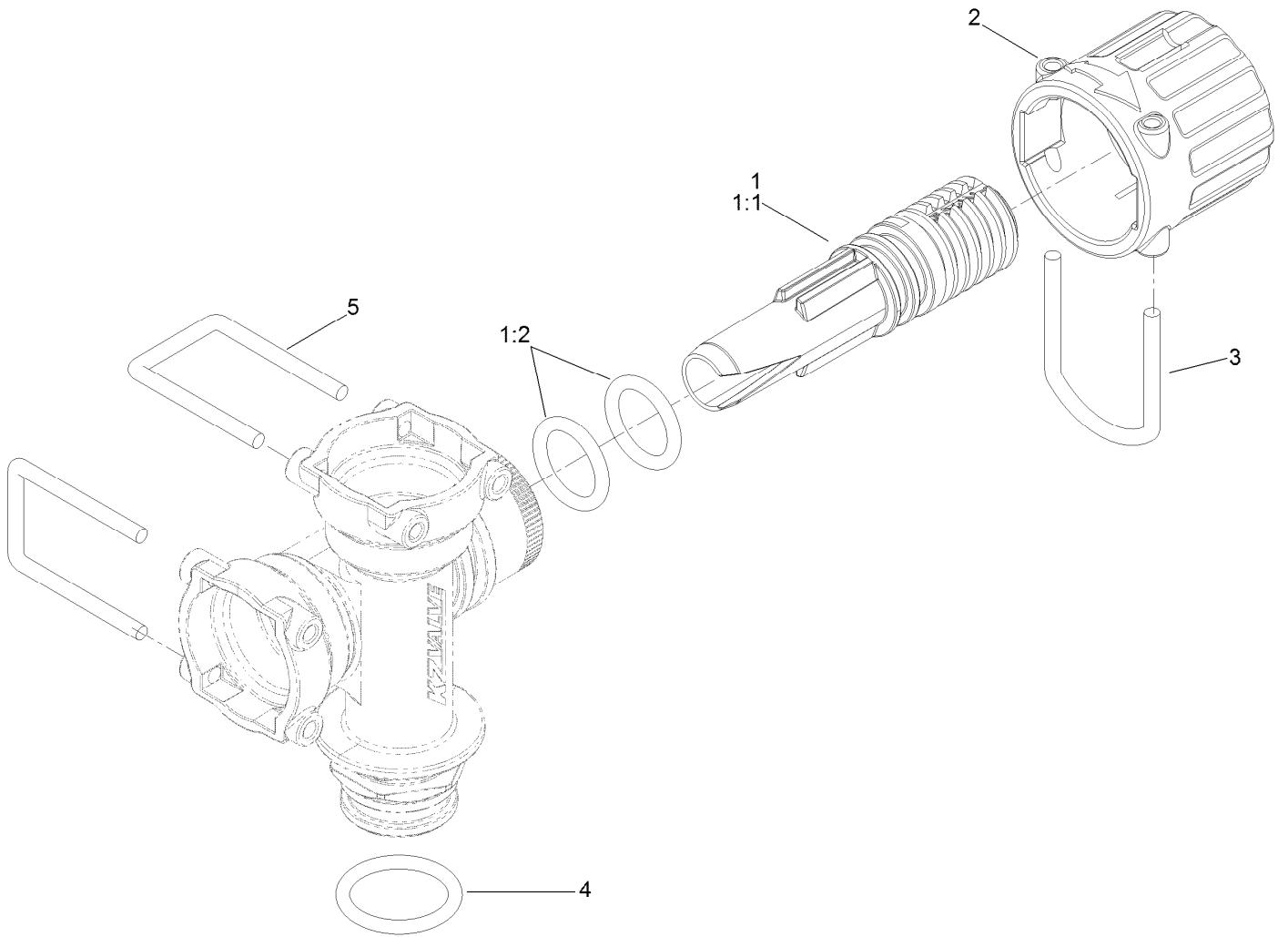
<i>Ref.</i>	<i>Part Number</i>	<i>Qty.</i>	<i>Description</i>	<i>Ref.</i>	<i>Part Number</i>	<i>Qty.</i>	<i>Description</i>
1	130-8248	1	Vavle Stem Kit	6	127-1190	1	Fork-Stem, Valve
1:1	127-1197	2	O-Ring-Stem	99	130-7304	1	Valve Repair Kit ●
2	127-1194	1	Ball-Valve, 3Way	99:1	127-1197	2	O-Ring-Stem
3	130-7317	2	Endcap Kit	99:2	127-1196	2	Washer-Stem, Valve
3:1	127-1192	1	Seat-Ball	99:3	127-1195	1	Seat-Stem, Valve
3:2	127-1188	1	O-Ring, Seat (Ball)	99:4	127-1190	1	Fork-Stem, Valve
3:3	127-1189	1	O-Ring, Endcap	99:5	127-1192	2	Seat-Ball
3:4	127-1187	1	O-Ring, Endcap	99:6	127-1188	2	O-Ring, Seat (Ball)
4	127-1196	1	Washer-Stem, Valve	99:7	127-1187	2	O-Ring, Endcap
5	127-1195	1	Seat-Stem, Valve	99:8	127-1189	2	O-Ring, Endcap

● Not illustrated



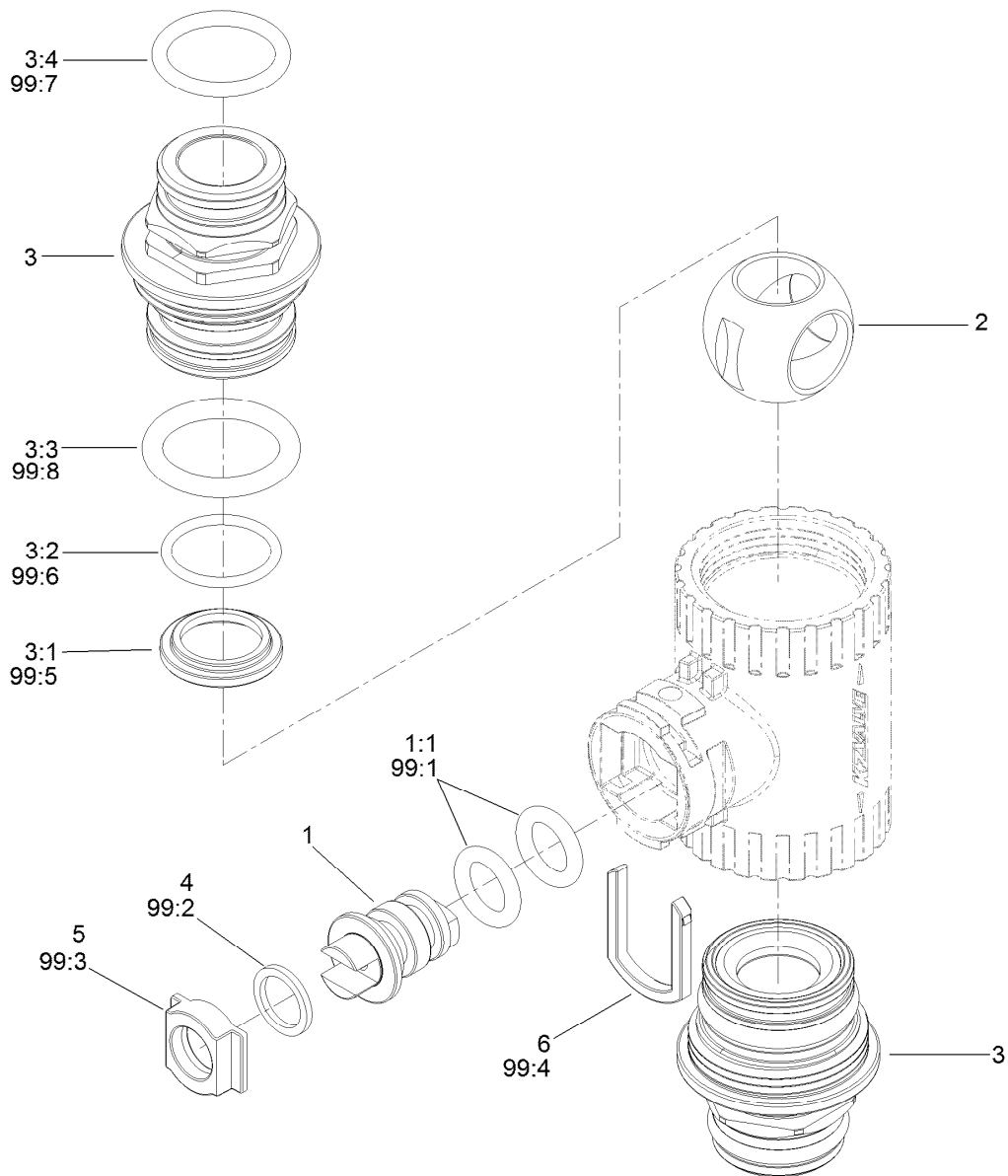
On/Off Actuator Kit No. 131-3723

<i>Ref.</i>	<i>Part Number</i>	<i>Qty.</i>	<i>Description</i>
2	127-6979	1	Decal-Valve, Agitation
2	127-6981	1	Decal-Valve, On/Off
2	127-6982	1	Decal-Valve, Master Boom
3	127-6976	1	Decal-Valve, Bypass Adjust
4	130-7301	1	Hairpin-Actuator



Bypass Valve Assembly No. 127-9805

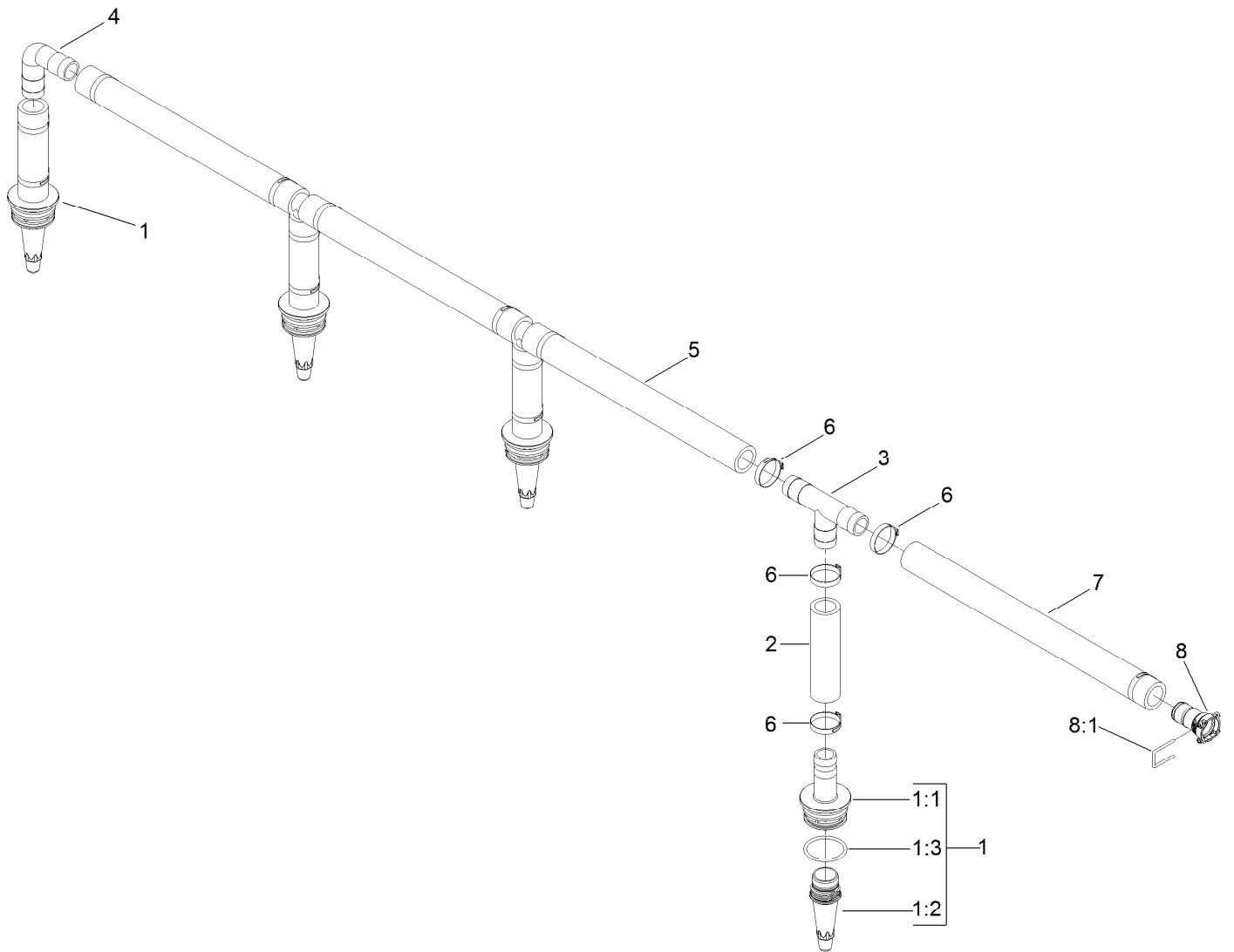
<i>Ref.</i>	<i>Part Number</i>	<i>Qty.</i>	<i>Description</i>
1	131-0298	1	Bypass Needle Kit
1:1	127-1182	1	Needle-Bypass
1:2	127-1181	2	Oring-Bypass Needle
2	127-1180	1	Knob-Bypass
3	127-1179	1	Fork-Bypass Knob
4	127-1187	1	O-Ring, Endcap
5	133-0398	2	Pin-Fork



On/Off 2-Way Valve Kit No. 131-0249

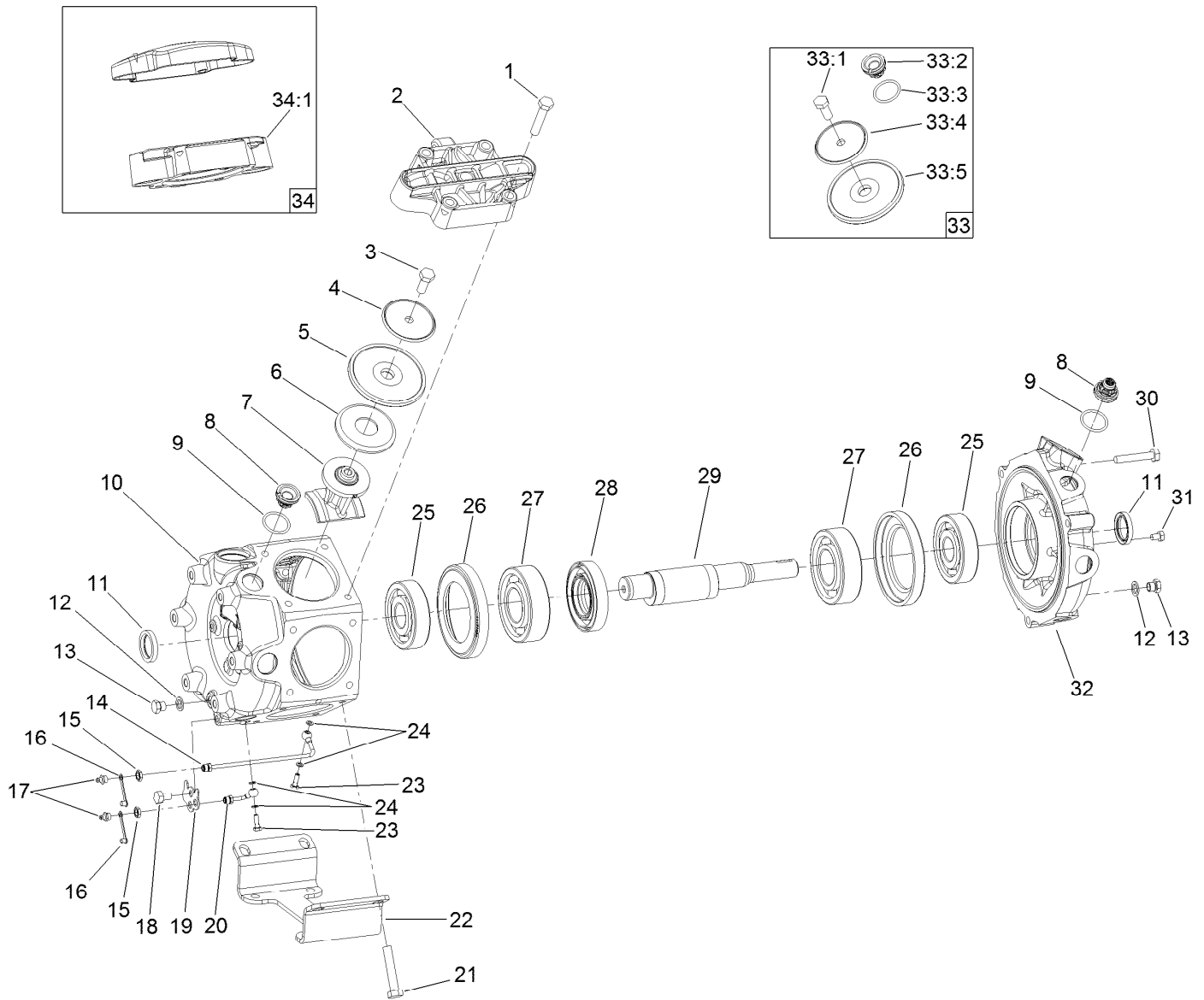
Ref.	Part Number	Qty.	Description	Ref.	Part Number	Qty.	Description
1	130-8248	1	Valve Stem Kit	6	127-1190	1	Fork-Stem, Valve
1:1	127-1197	2	O-Ring-Stem	99	130-7304	1	Valve Repair Kit ●
2	131-0252	1	Ball-2-Way	99:1	127-1197	2	O-Ring-Stem
3	130-7317	2	Endcap Kit	99:2	127-1196	2	Washer-Stem, Valve
3:1	127-1192	1	Seat-Ball	99:3	127-1195	1	Seat-Stem, Valve
3:2	127-1188	1	O-Ring, Seat (Ball)	99:4	127-1190	1	Fork-Stem, Valve
3:3	127-1189	1	O-Ring, Endcap	99:5	127-1192	2	Seat-Ball
3:4	127-1187	1	O-Ring, Endcap	99:6	127-1188	2	O-Ring, Seat (Ball)
4	127-1196	1	Washer-Stem, Valve	99:7	127-1187	2	O-Ring, Endcap
5	127-1195	1	Seat-Stem, Valve	99:8	127-1189	2	O-Ring, Endcap

● Not illustrated



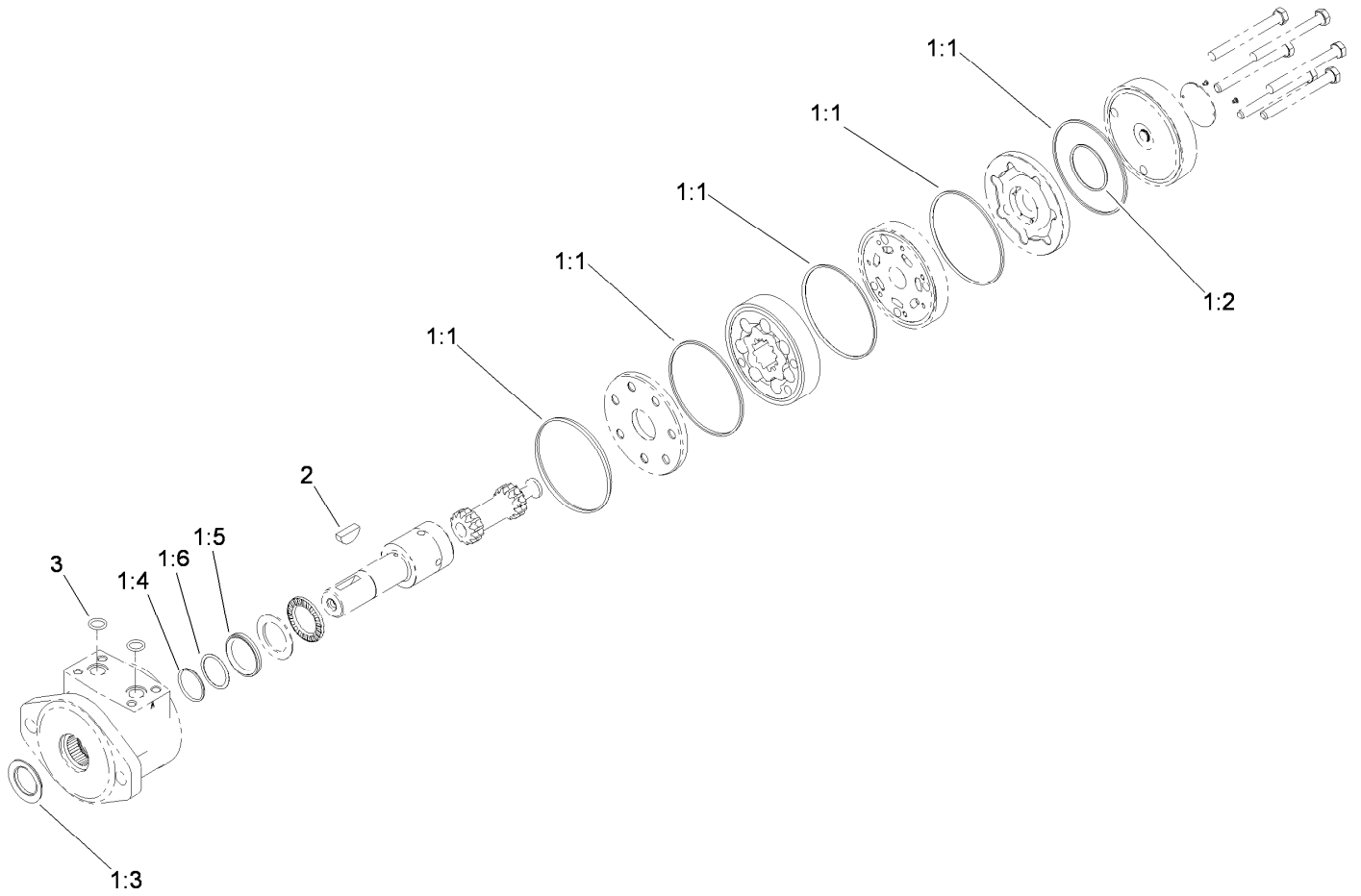
Agitation Hose Assembly No. 132-4309

Ref.	Part Number	Qty.	Description
1	131-3731	4	Agitation Nozzle ASM
1:1	131-3732	1	Fitting-Barb
1:2	120-8579	1	Nozzle-Agitation
1:3	121-4996	1	O-Ring
2	119-0441	4	Hose-Agitaiton
3	117-7866	3	Tee-Hosebarb
4	117-7867	1	Elbow-Hosebarb
5	117-7862	3	Hose-Main Agitation
6	2412-3	16	Clamp-Hose
7	132-4311	1	Hose-Agitation
8	127-9806	1	Fitting Kit
8:1	133-0398	1	Pin-Fork



Pump Assembly No. 132-7768

Ref.	Part Number	Qty.	Description	Ref.	Part Number	Qty.	Description
1	120-0773	20	Bolt-Hex	21	120-0774	4	Bolt-Hex
2	133-2824	6	Cover-Pump, Hardened	22	136-2250	1	Foot-Pump
3	120-0777	6	Bolt-Hex	23	133-2830	2	Bolt-Banjo
4	120-0778	6	Disc-Diaphragm	24	136-2251	4	Gasket
5	120-0779	6	Diaphragm	25	120-0788	2	Bearing-Ball
6	120-0780	6	Disc-Backing, Diaphragm	26	133-2820	2	Spacer-Metal
7	120-0781	6	Rod-Connecting	27	120-0791	2	Bearing-Ball
8	99-0861	12	Valve-Pump	28	133-2827	1	Distance Ring
9	100-6651	12	O-Ring	29	133-2825	1	Shaft-Crank
10	133-2821	1	Housing-Pump, Main	30	120-0794	3	Bolt-Hex
11	120-0783	2	Seal-Oil	31	120-0784	4	Bolt-Hex
12	120-0786	2	Seal	32	133-2822	1	Housing-Pump, Front
13	120-0785	2	Plug	33	133-2885	1	Pump Repair Kit
14	133-2877	1	Tube-Banjo, Long	33:1	120-0777	6	Bolt-Hex
15	133-2878	2	Nut	33:2	99-0861	12	Valve-Pump
16	133-2880	2	Cap-Grease Nipple, Yellow	33:3	100-6651	12	O-Ring
17	133-2879	2	Nipple-Grease	33:4	120-0778	6	Disc-Diaphragm
18	136-2252	1	Bolt-Hex	33:5	120-0779	6	Diaphragm
19	133-2875	1	Plate-Nipple, Grease	34	133-2898	1	Pump Head Kit
20	133-2876	1	Tube-Banjo, Short	34:1	133-2824	6	Cover-Pump, Hardened

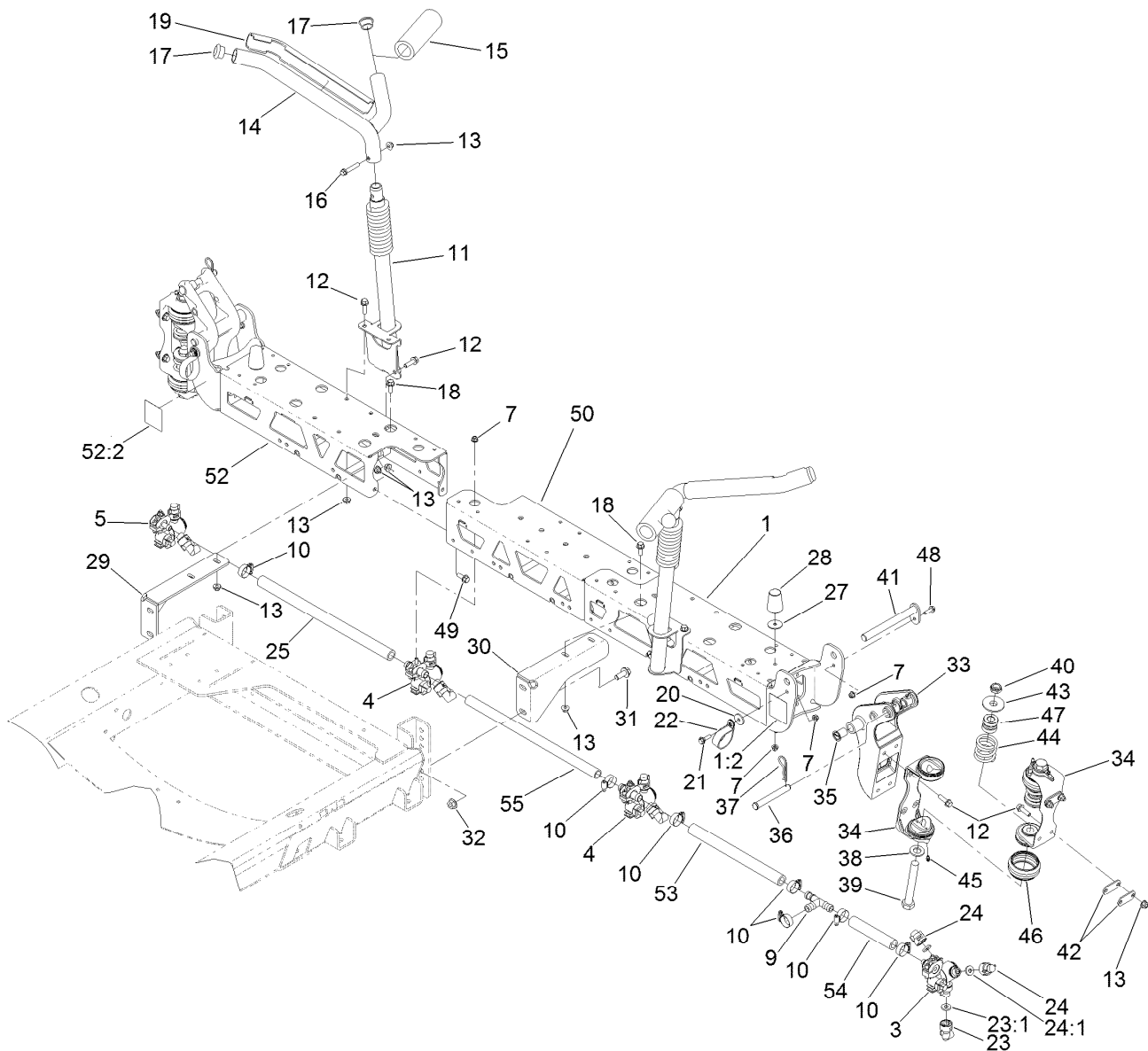


Hydraulic Motor Assembly No. 117-0706

Ref.	Part Number	Qty.	Description
1	119-0433	1	Wheel Motor Seal Kit ●
1:1		5	Seal-Ring ■
1:2		1	Seal-Commutator ■
1:3		1	Seal-Dirt And Water ■
1:4		1	Ring-Backing ■
1:5		1	Seal-Shaft ■
1:6		1	Washer-Backup ■
2	3257-8	1	Key-Woodruff
3	120-0691	2	O-Ring

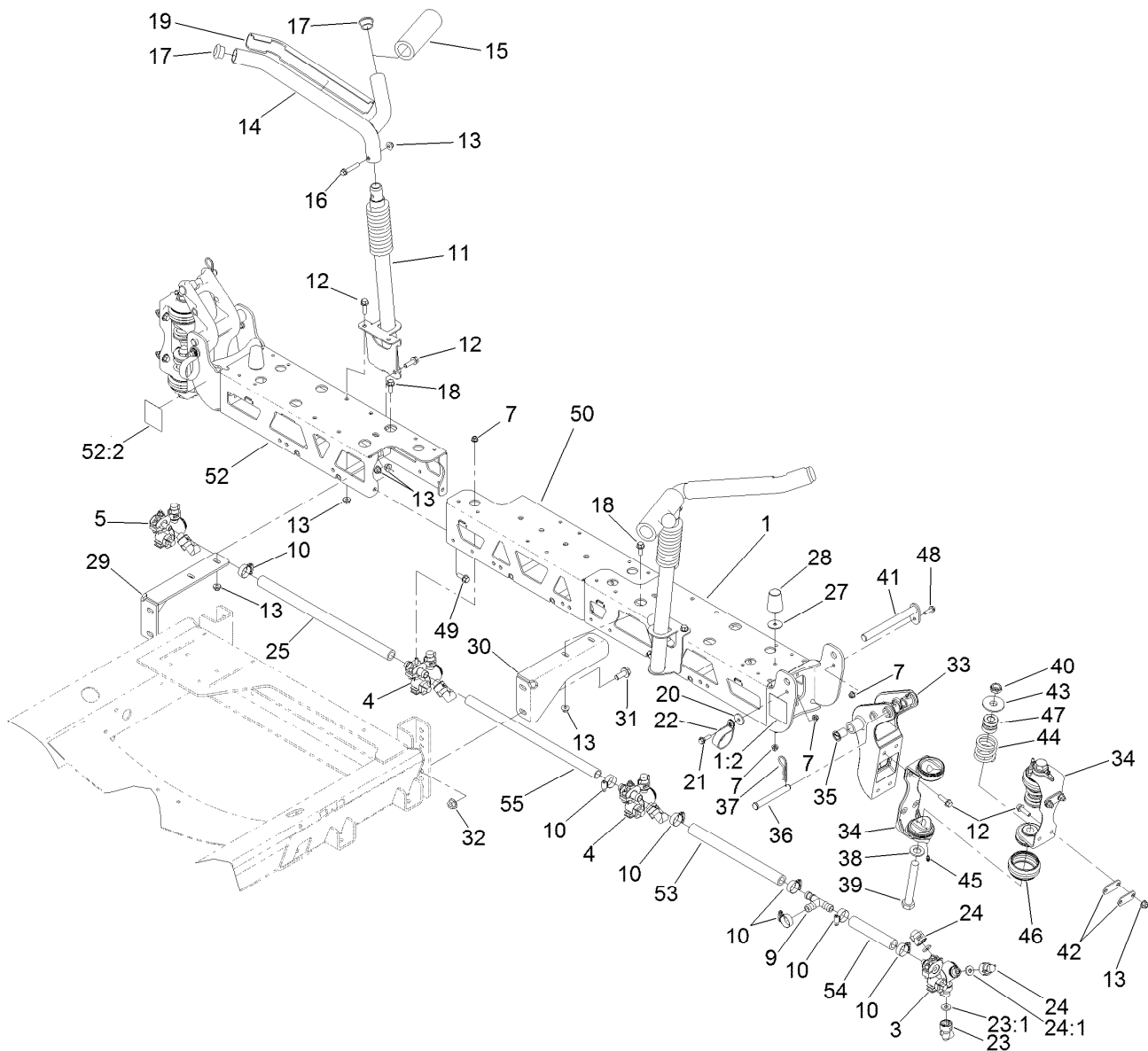
● Not illustrated

■ Not serviced separately



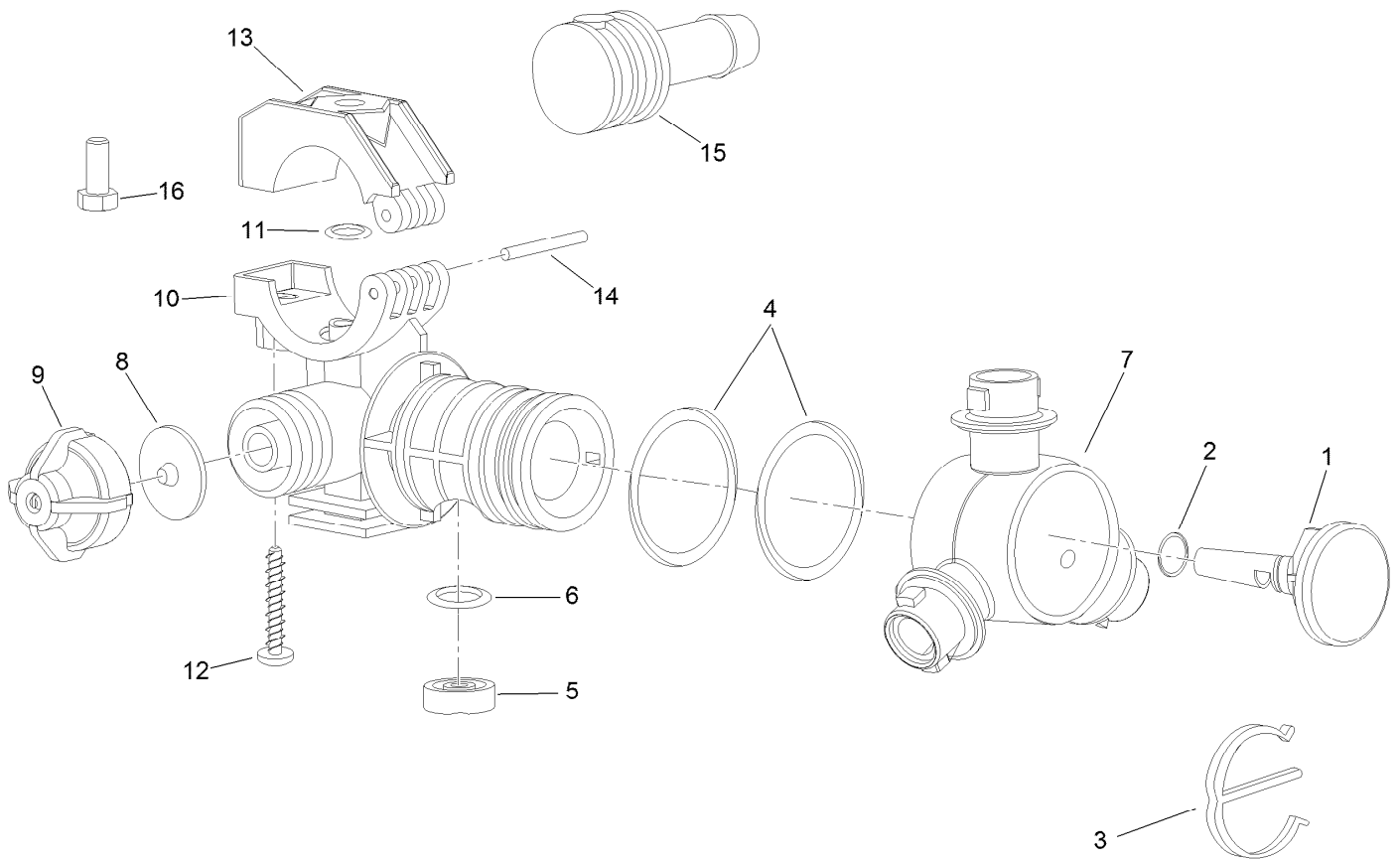
Center Boom Assembly

Ref.	Part Number	Qty.	Description	Ref.	Part Number	Qty.	Description
1	136-0381	1	Boom-LH	23	95-9186	4	Cap
1:2	120-0617	2	Decal-Warning, Pinch, Crush	23:1	40998	1	Seat-Gasket
3	108-3725	1	LH Single Body Turret ASM	24	95-9187	8	Cap-Blank
4	108-3727	2	Double Turret Body ASM	24:1	40998	1	Seat-Gasket
5	108-3726	1	RH Single Body Turret ASM	25	108-3735	1	Hose-Boom, Center (LH)
7	104-8300	10	Nut-Flange, NI	27	3256-68	2	Washer-Flat
9	108-3439	1	Tee	28	110-5070	2	Bumper
10	2412-129	7	Clamp-Hose	29	127-8955-03	1	Mount-Boom
11	130-8238-03	2	Lower Cradle ASM	30	127-8956-03	1	Mount-Boom
12	110-5050	22	Screw-HHF	31	110-5057	4	Capscrew-HHF
13	104-8301	32	Nut-Flange, NI	32	108-3745	4	Nut-HHF, Whiz
14	108-3476-03	2	Cradle-Upper	33	119-4993-03	2	Bracket-Pivot
15	108-3457	2	Spacer	34	108-3471-03	4	Hinge
16	108-3742	2	Screw-HHF	35	100-8541	4	Bushing-A Arm
17	108-3489	4	Cap-Tube	36	108-3436	2	Pin-Clevis
18	110-5052	4	Screw-HHF	37	3290-468	2	Pin-Cotter
19	108-3495	2	Cover-Slide	38	110-5054	4	Washer-Flat
20	108-3743	2	Washer	39	108-3738	4	Screw-HH
21	108-3744	2	Screw-Shoulder	40	3296-15	4	Nut-Lock, NI
22	114-9566	2	Clamp-R	41	108-3419	2	Pivot Pin ASM
				42	108-3605	8	Plate-Backing



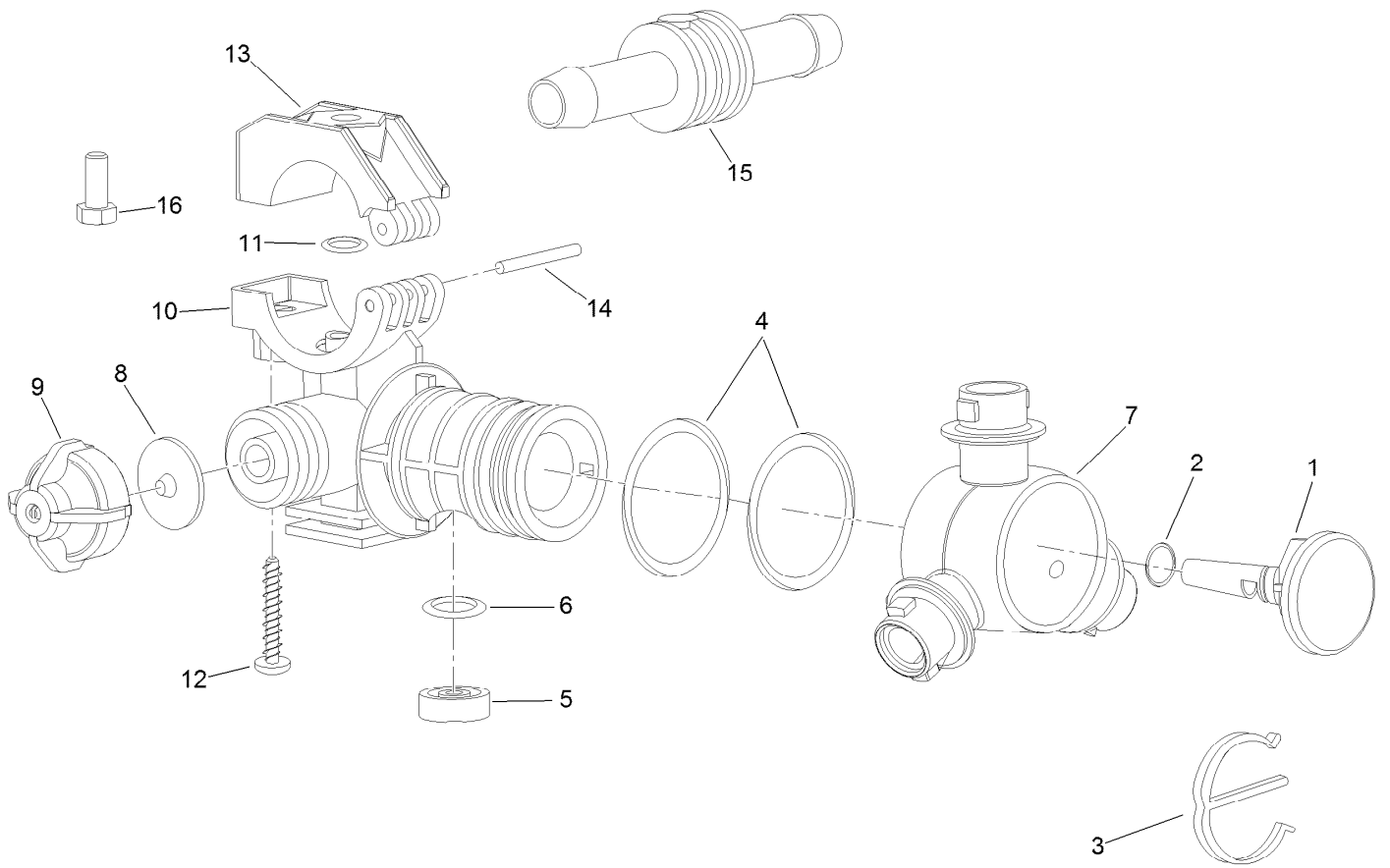
Center Boom Assembly (continued)

<i>Ref.</i>	<i>Part Number</i>	<i>Qty.</i>	<i>Description</i>	<i>Ref.</i>	<i>Part Number</i>	<i>Qty.</i>	<i>Description</i>
43	108-3444	4	Retainer-Spring	50	133-0412-03	1	Center-Center, Boom
44	108-3440	4	Spring-Breakaway, Boom	52	136-0382	1	Boom-RH
45	302-5	8	Fitting-Grease	52:2	120-0617	2	Decal-Warning, Pinch, Crush
46	108-3459	4	Boot-Hinge	53	136-0438	1	Hose-Formed
47	120-8541	4	Dampener-Hinge	54	108-3728	1	Hose-Boom
48	108-3748	2	Screw-HHF	55	40506	1	Hose-Jumper
49	3234-42	4	Screw-HHF				



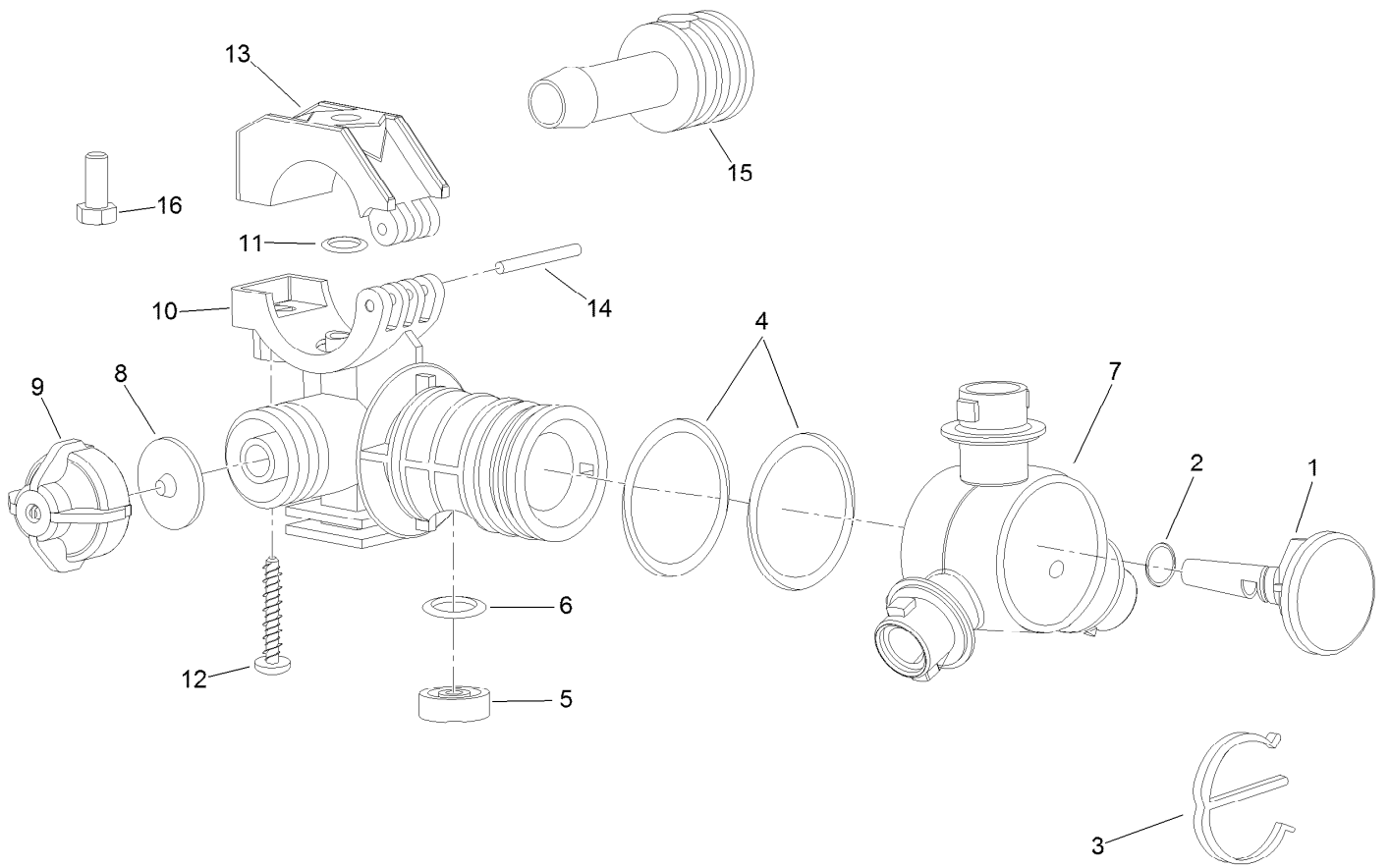
LH Single Turret Body Assembly No. 108-3725

<i>Ref.</i>	<i>Part Number</i>	<i>Qty.</i>	<i>Description</i>	<i>Ref.</i>	<i>Part Number</i>	<i>Qty.</i>	<i>Description</i>
1	95-9200	1	Plug	9	95-9193	1	Cap-Diaphragm
2	95-9198	1	O-Ring	10	95-9192	1	Body-Split Eyelet
3	95-9197	1	E-Clip	11	95-9191	1	O-Ring
4	95-9199	2	O-Ring	12	99-0811	1	Screw-Clamp
5	108-3264	1	Seal-Viton	13	99-0812	1	Clamp-Upper
6	108-3265	1	O-Ring-Viton	14	99-0814	1	Pin-Pivot
7	95-9196	1	Turret	15	95-9201	1	Shank-Hose
8	41003	1	Diaphragm	16	322-3	1	Screw-HH



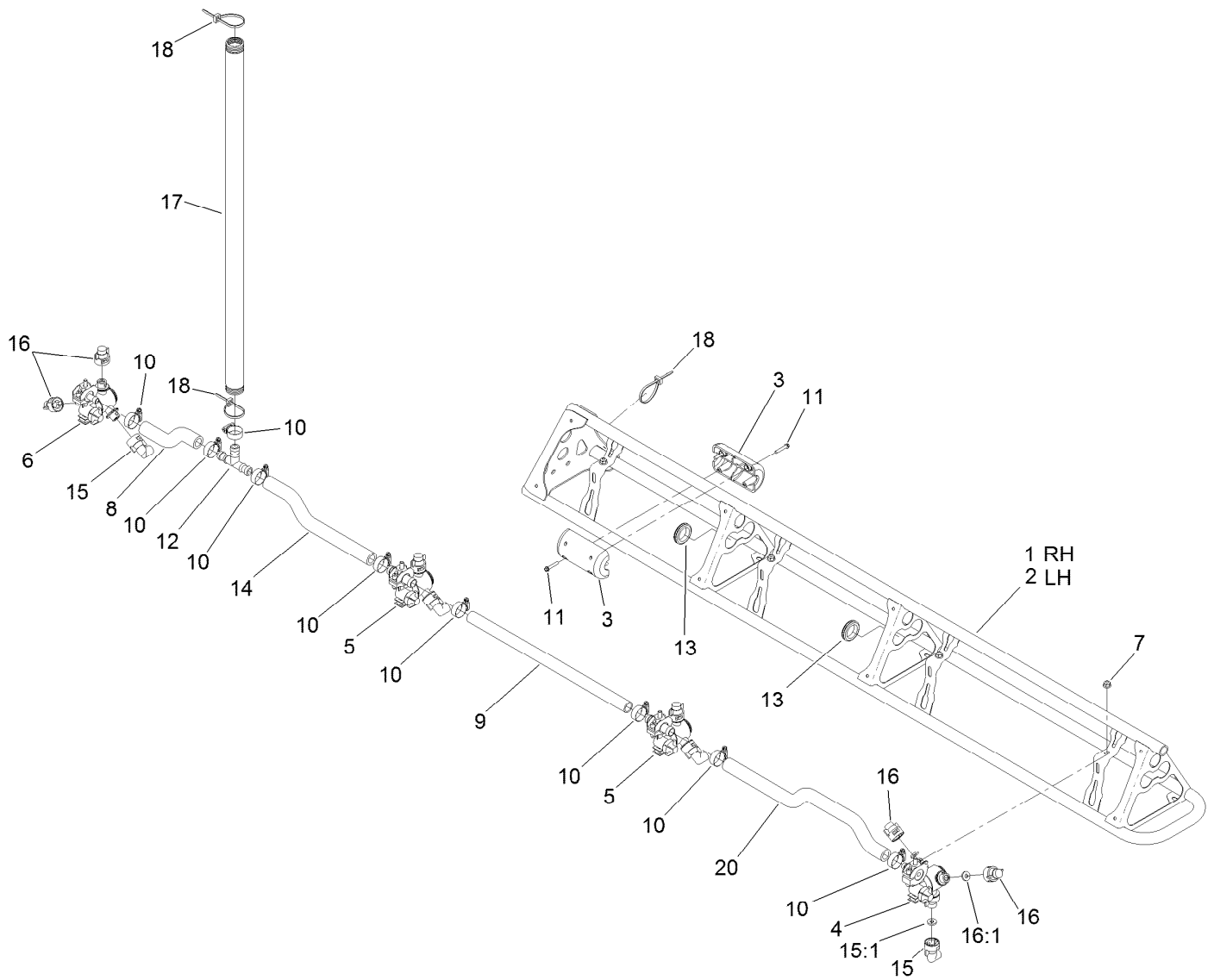
Double Turret Body Assembly No. 108-3727

<i>Ref.</i>	<i>Part Number</i>	<i>Qty.</i>	<i>Description</i>	<i>Ref.</i>	<i>Part Number</i>	<i>Qty.</i>	<i>Description</i>
1	95-9200	1	Plug	9	95-9193	1	Cap-Diaphragm
2	95-9198	1	O-Ring	10	95-9192	1	Body-Split Eyelet
3	95-9197	1	E-Clip	11	95-9191	1	O-Ring
4	95-9199	2	O-Ring	12	99-0811	1	Screw-Clamp
5	108-3264	1	Seal-Viton	13	99-0812	1	Clamp-Upper
6	108-3265	1	O-Ring-Viton	14	99-0814	1	Pin-Pivot
7	95-9196	1	Turret	15	95-9202	1	Shank-Hose
8	41003	1	Diaphragm	16	322-3	1	Screw-HH



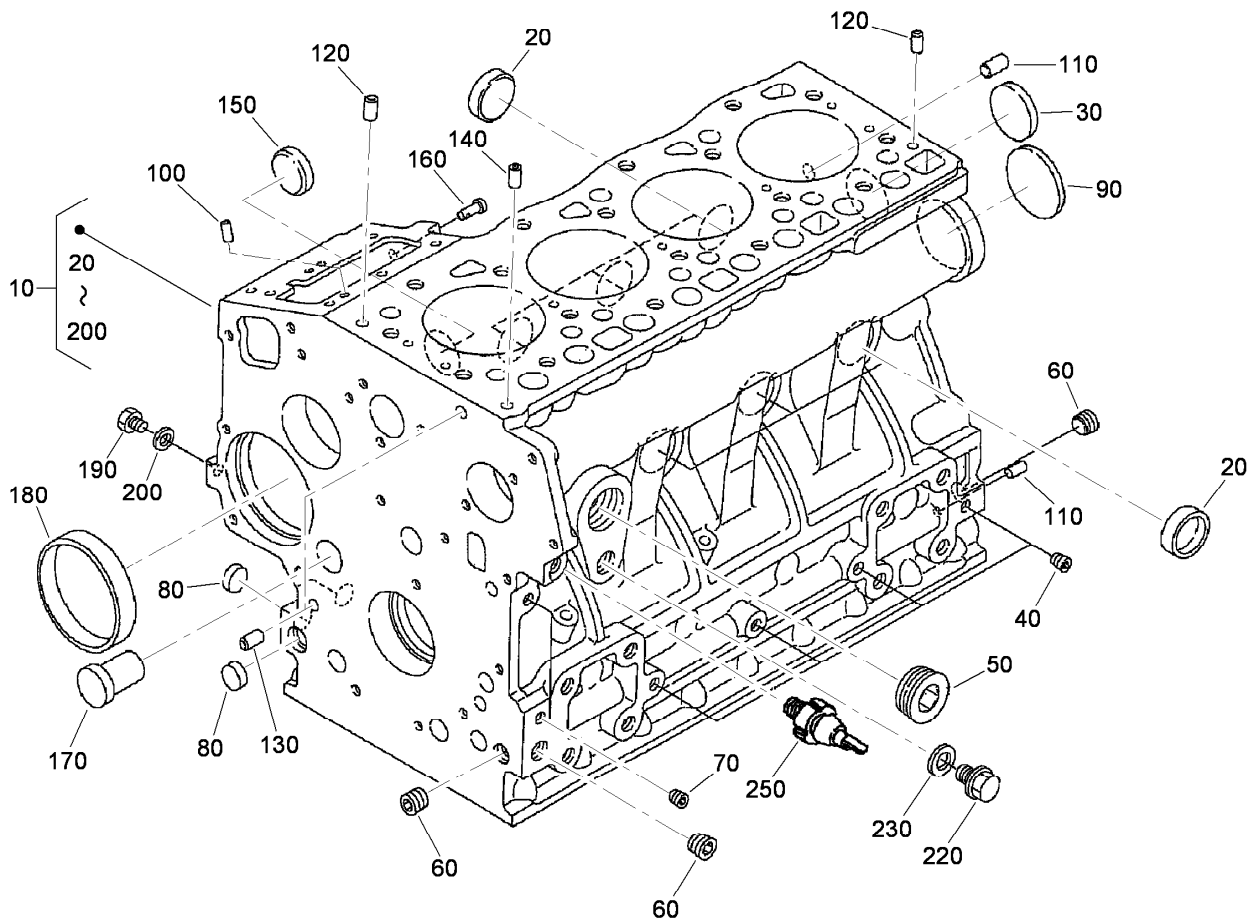
RH Single Body Turret Assembly No. 108-3726

<i>Ref.</i>	<i>Part Number</i>	<i>Qty.</i>	<i>Description</i>	<i>Ref.</i>	<i>Part Number</i>	<i>Qty.</i>	<i>Description</i>
1	95-9200	1	Plug	9	95-9193	1	Cap-Diaphragm
2	95-9198	1	O-Ring	10	95-9192	1	Body-Split Eyelet
3	95-9197	1	E-Clip	11	95-9191	1	O-Ring
4	95-9199	2	O-Ring	12	99-0811	1	Screw-Clamp
5	108-3264	1	Seal-Viton	13	99-0812	1	Clamp-Upper
6	108-3265	1	O-Ring-Viton	14	99-0814	1	Pin-Pivot
7	95-9196	1	Turret	15	95-9201	1	Shank-Hose
8	41003	1	Diaphragm	16	322-3	1	Screw-HH



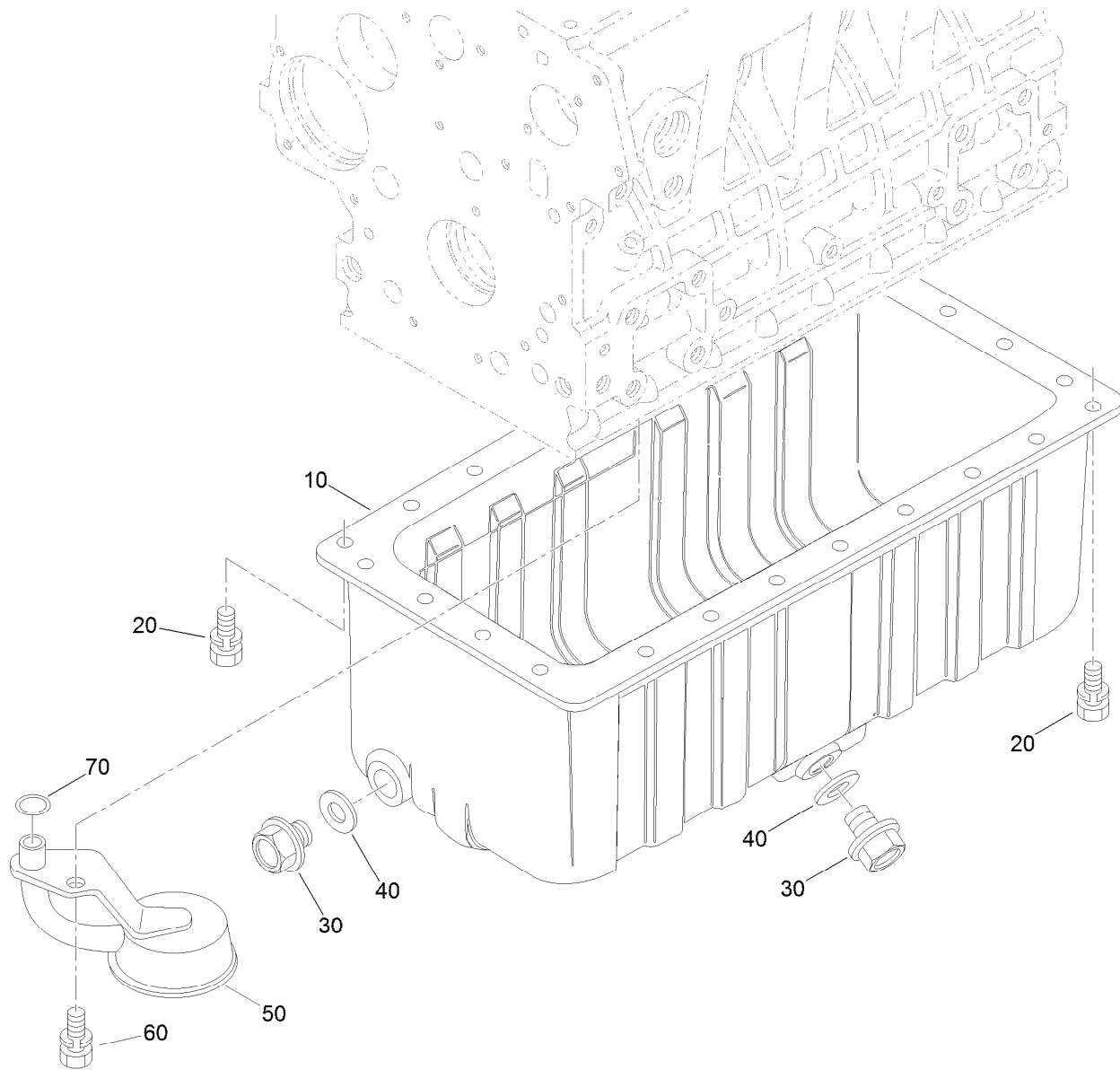
Left and Right Hand Boom Assembly

Ref.	Part Number	Qty.	Description	Ref.	Part Number	Qty.	Description
1	108-3524-03	1	Boom-RH	12	108-3439	2	Tee
2	108-3525-03	1	Boom-LH	13	240-3	4	Grommet-Rubber
3	119-9368	4	Block Slide	14	136-0436	2	Hose-Formed
4	108-3725	2	LH Single Body Turret ASM	15	95-9186	8	Cap
5	108-3727	4	Double Turret Body ASM	15:1	40998	1	Seat-Gasket
6	108-3726	2	RH Single Body Turret ASM	16	95-9187	16	Cap-Blank
7	104-8300	8	Nut-Flange, NI	16:1	40998	1	Seat-Gasket
8	136-0437	2	Hose-Formed	17	107-8650	2	Conduit-Convolutated
9	40506	2	Hose-Jumper	18	3290-378	6	Tie-Cable
10	2412-129	18	Clamp-Hose	20	108-3735	2	Hose-Boom, Center (LH)
11	119-9369	8	Screw-HHF				



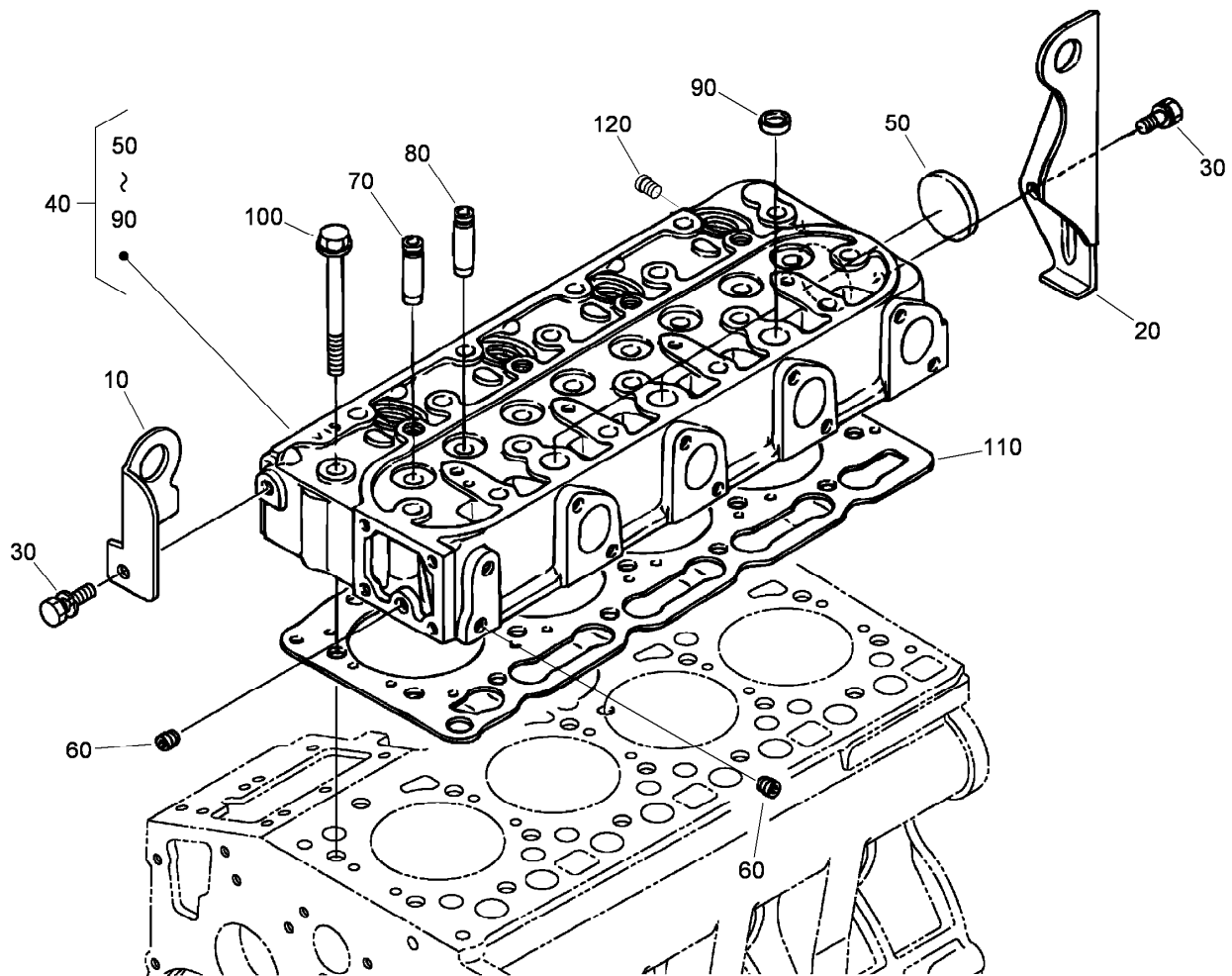
Crankcase Assembly

<i>Ref.</i>	<i>Part Number</i>	<i>Qty.</i>	<i>Description</i>
10	120-2558	1	Crankcase ASM
20	98-9398	1	Cap-Sealing
30	98-7539	1	Cap-Sealing
40	98-9687	4	Plug
50	105-3779	1	Plug
60	98-9597	3	Plug
70	98-7487	2	Plug
80	98-9379	3	Plug-Expansion
90	98-9668	1	Plug-Expansion
100	98-9375	2	Pin-Straight
110	98-9377	2	Pin-Straight
120	98-9376	2	Pin-Straight
130	98-9387	2	Pin-Pipe
140	98-9539	1	Pin-Pipe
150	98-9599	1	Plug
160	105-3796	1	Pin-Spring, Start
170	98-9675	1	Plug
180	98-9656	1	Bushing-Governor, Gear
190	98-7507	1	Plug
200	98-7428	1	Gasket
220	99-3447	1	Plug
230	106-7056	1	Gasket
250	98-9416	1	Switch-Oil



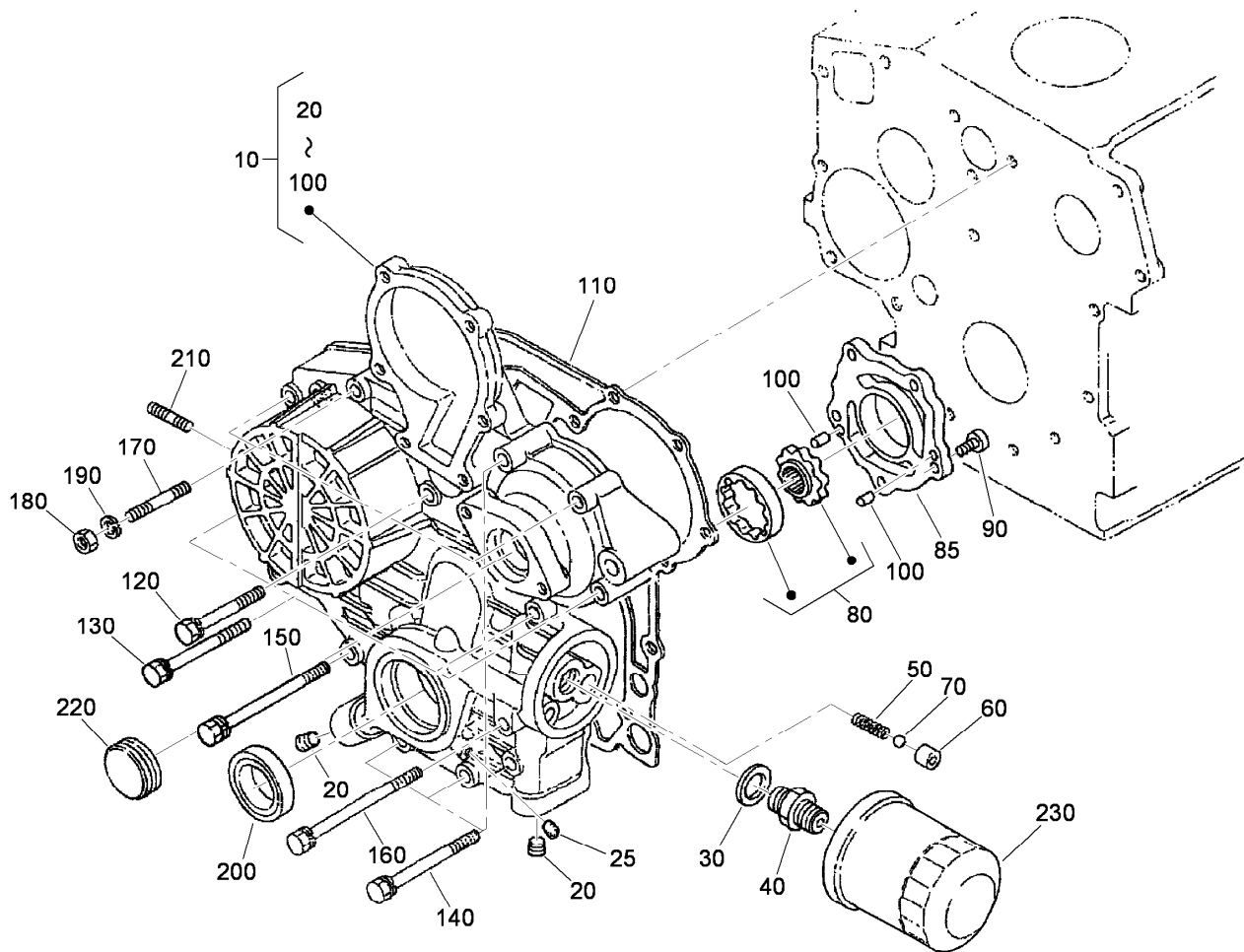
Oil Pan Assembly

<i>Ref.</i>	<i>Part Number</i>	<i>Qty.</i>	<i>Description</i>
10	108-2852	1	Oil PAN ASM
20	98-9351	26	Bolt
30	114-8151	2	Plug-Drain
40	98-7524	2	Gasket
50	112-7003	1	Head-Filter, Oil
60	98-7526	1	Bolt
70	105-3776	1	O-Ring



Cylinder Head Assembly

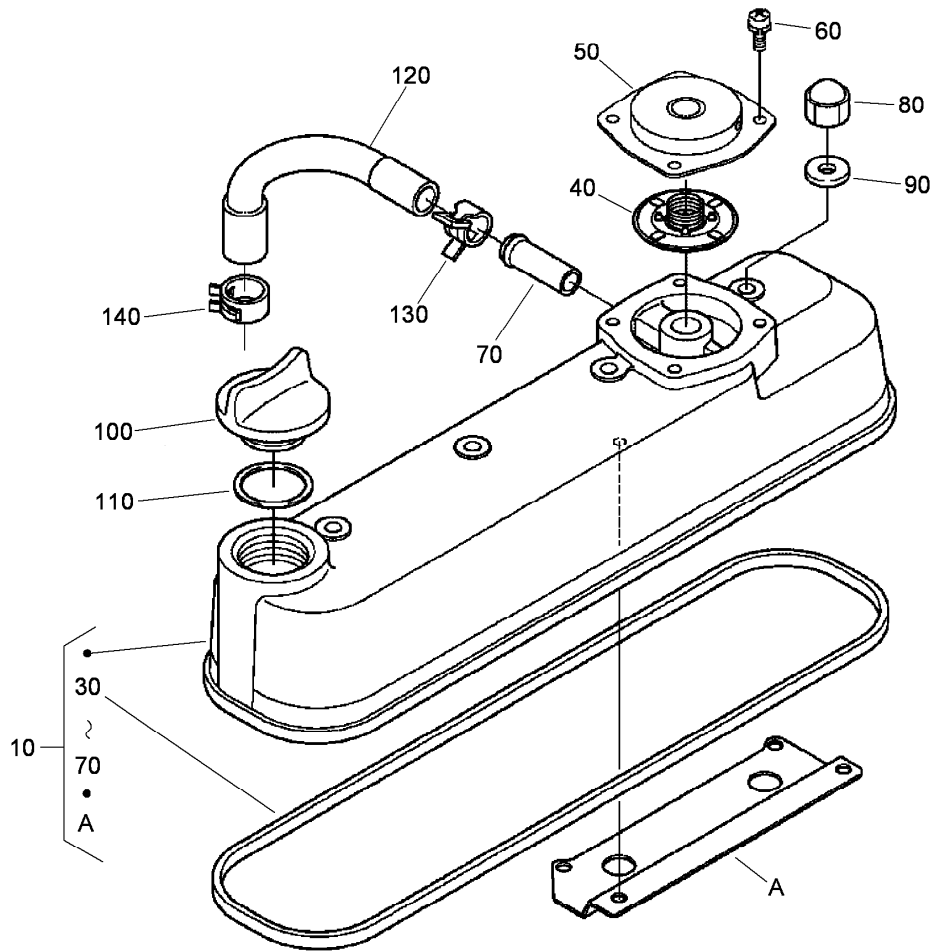
<i>Ref.</i>	<i>Part Number</i>	<i>Qty.</i>	<i>Description</i>
10	98-9477	1	Hook-Engine
20	98-9478	1	Hook-Engine
30	100-9195	2	Bolt
40	115-3012	1	Cylinder Head ASM
50	105-3705	1	Cap-Sealing
60	98-9687	2	Plug
70	107-9066	4	Guide-Valve, Inlet
80	107-9067	4	Guide-Valve, Exhaust
90	98-9389	3	Cap-Sealing
100	98-9479	18	Bolt-Head, Cylinder
110	127-0434	1	Gasket-Head, Cylinder
120	98-9444	1	Plug



Gear Case Assembly

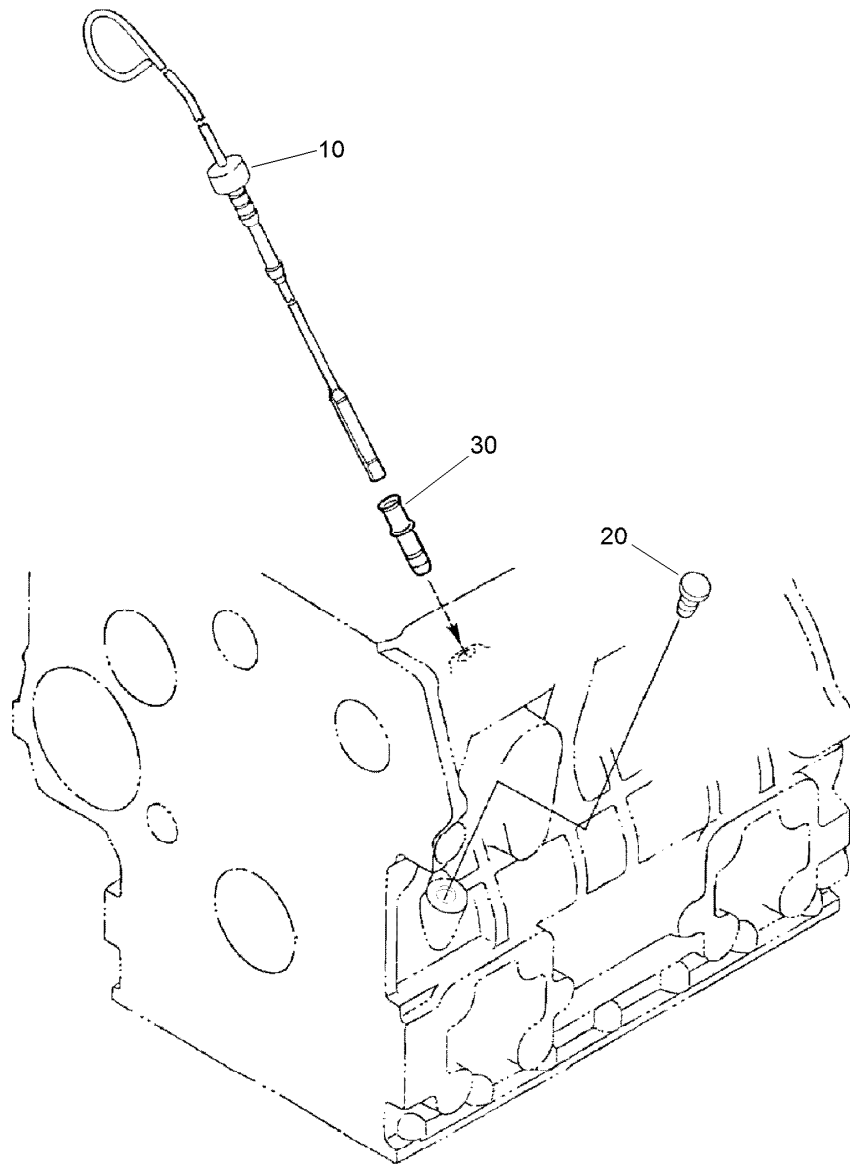
<i>Ref.</i>	<i>Part Number</i>	<i>Qty.</i>	<i>Description</i>
10	115-4105	1	Gear Case ASM
20	127-0425	2	Plug
25	98-7487	1	Plug
30	98-7562	1	Washer-Plain
40	98-9388	1	Joint-Pipe
50	98-9544	1	Spring
60	98-9543	1	Seat-Valve
70	98-9380	1	Ball
80	98-9540	1	Oil Pump Rotor ASM
85	107-9069	1	Cover-Pump, Oil
90	107-9071	5	Screw
100	107-9072	2	Pin-Straight
110	98-9633	1	Gasket-Case, Gear

<i>Ref.</i>	<i>Part Number</i>	<i>Qty.</i>	<i>Description</i>
120	100-1765	3	Bolt
130	105-3797	4	Bolt
140	98-9356	4	Bolt
150	107-9074	1	Bolt
160	99-3510	1	Bolt
170	105-3709	1	Stud
180	98-7572	1	Nut
190	98-7699	1	Washer-Spring
200	119-8038	1	Seal-Oil
210	105-3710	2	Stud
220	99-3515	1	Plug-Gearcase
230	108-3841	1	Filter-Oil



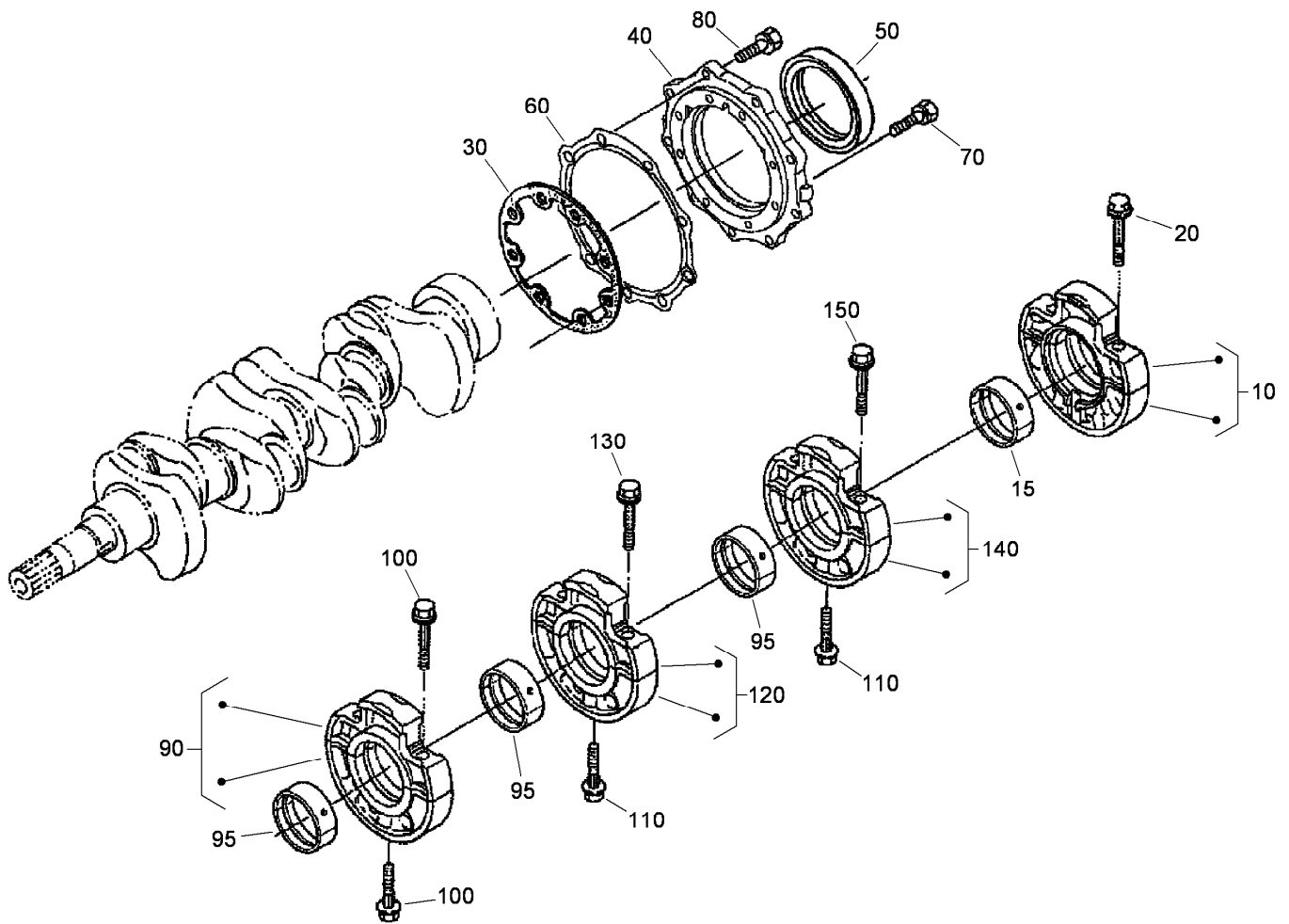
Cylinder Head Cover Assembly

<i>Ref.</i>	<i>Part Number</i>	<i>Qty.</i>	<i>Description</i>
10	115-3038	1	Cylinder Head Cover ASM
30	105-3712	1	Gasket-Cover, Head
40	110-3715	1	Valve-Breather
50	108-2862	1	Cover-Breather
60	98-9364	4	Screw (With Washer)
70	98-7766	1	Pipe-Return, Water
80	98-9455	4	Nut-Cap
90	98-9454	4	Gasket
100	107-9075	1	Plug-Filler, Oil
110	99-3446	1	O-Ring
120	108-2858	1	Tube-Breather
130	108-2859	1	Clamp-Hose
140	108-2860	1	Clamp-Hose



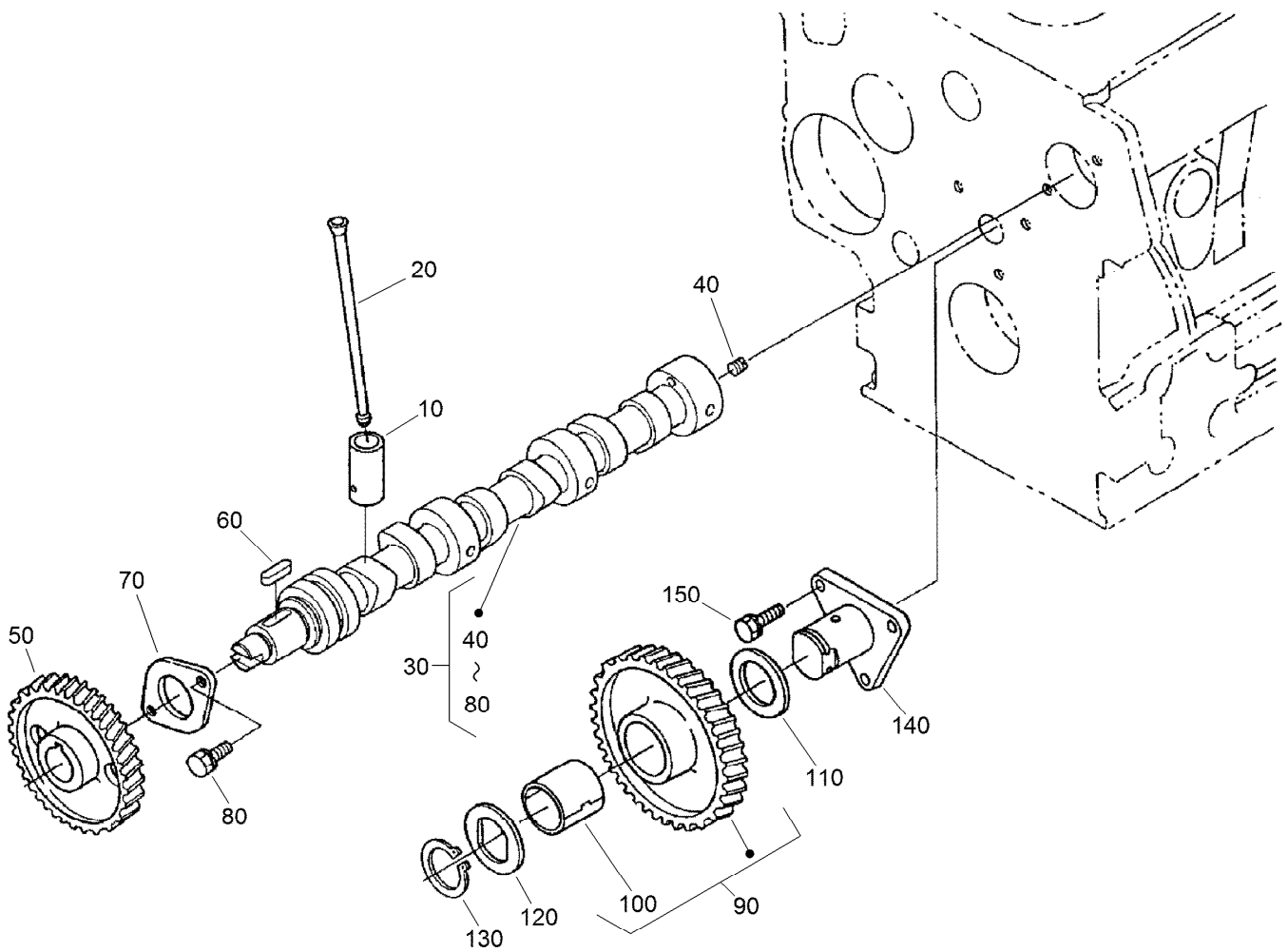
Dipstick and Guide Assembly

<i>Ref.</i>	<i>Part Number</i>	<i>Qty.</i>	<i>Description</i>
10	105-3714	1	Gauge-Oil
20	110-3720	1	Plug-Gauge, Oil
30	105-4580	1	Guide-Gauge, Oil



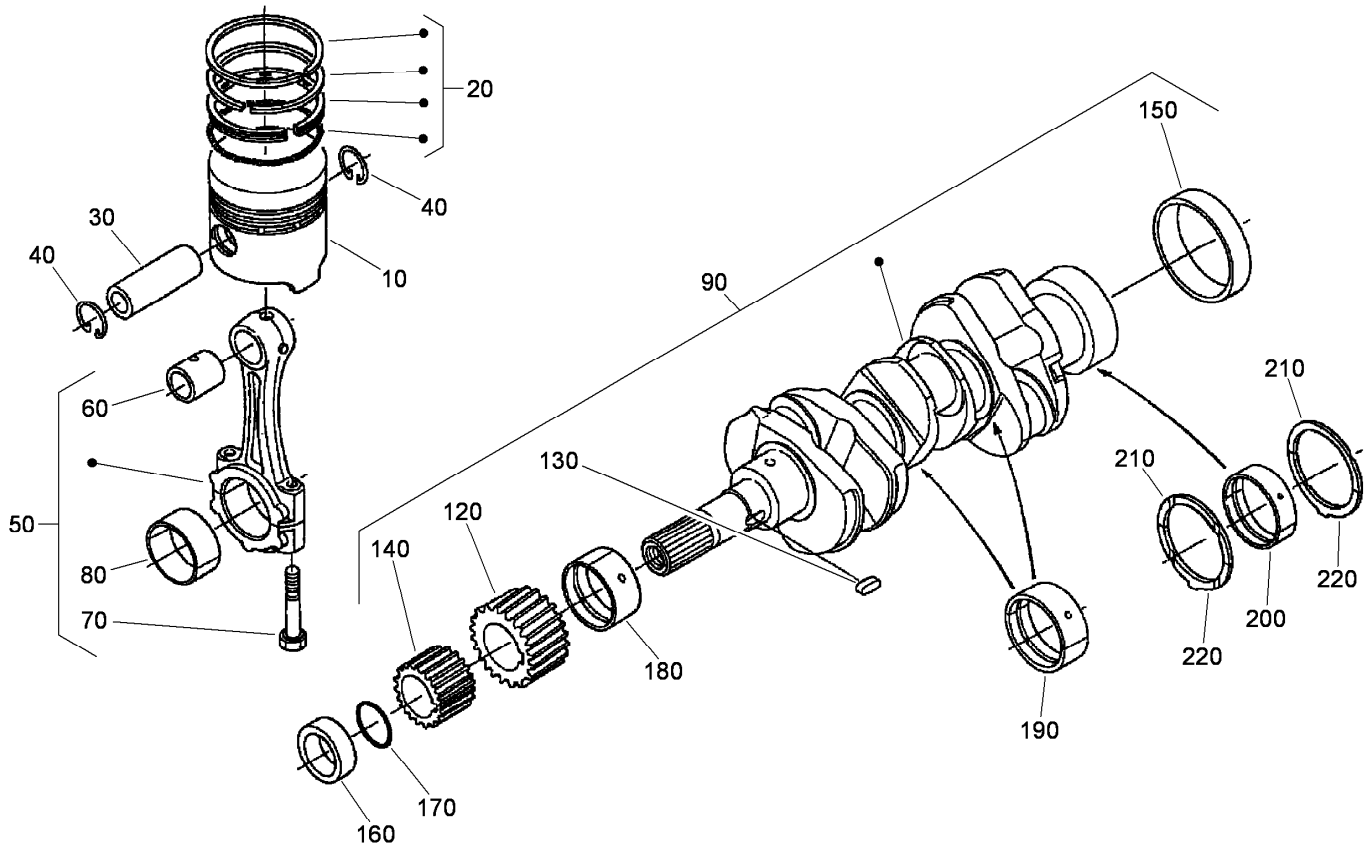
Main Bearing Case Assembly

<i>Ref.</i>	<i>Part Number</i>	<i>Qty.</i>	<i>Description</i>
10	112-7026	1	Wheel Bearing Case ASM
15	115-4121	1	Metal-Crankshaft (STD)
20	98-9484	2	Bolt-Case, Bearing
30	131-6554	1	Gasket-Case, Bearing
40	112-7046	1	Cover-Case, Bearing
50	112-0180	1	Seal-Oil
60	112-7037	1	Gasket-Cover, Case
70	98-9352	8	Bolt
80	98-7568	9	Bolt
90	115-4106	1	Main Bearing Case ASM
95	98-9524	1	Metal-Crankshaft (STD Set)
100	98-9484	2	Bolt-Case, Bearing
110	98-9485	3	Bolt-Case, Bearing
120	115-4107	1	Main Bearing Case ASM
130	98-9484	2	Bolt-Case, Bearing
140	130-1265	1	Main Bearing Case ASM
150	98-9484	2	Bolt-Case, Bearing



Cam Shaft and Idle Gear Assembly

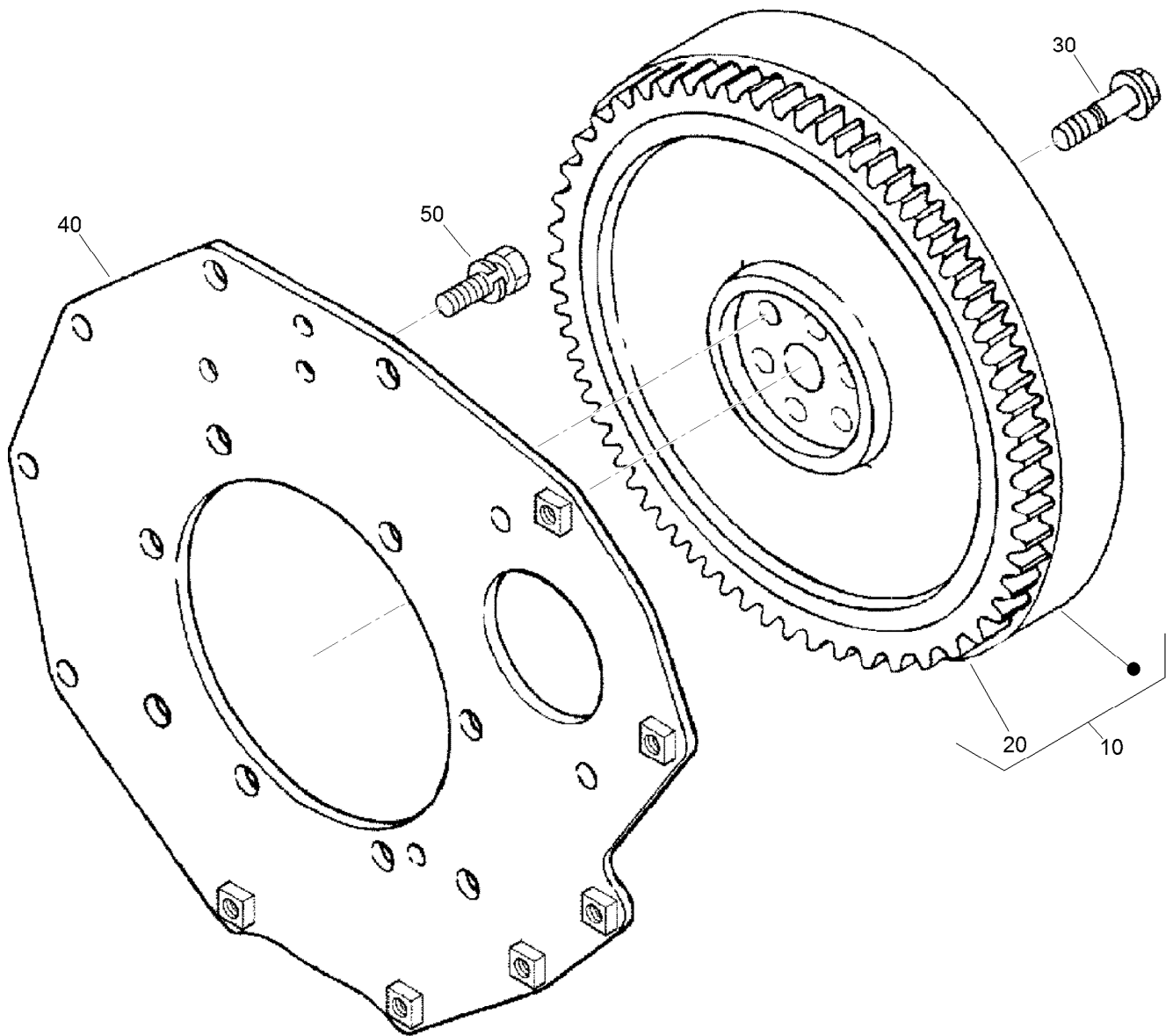
Ref.	Part Number	Qty.	Description
10	112-0185	8	Tappet
20	98-9509	8	Rod-Push
30	108-2865	1	Camshaft ASM
40	98-7449	1	Screw-Set
50	98-9512	1	Gear-Cam
60	98-9378	1	Key-Feather
70	98-9510	1	Stopper-Camshaft
80	98-7692	2	Bolt
90	98-9649	1	Idle Gear ASM
100	98-9650	1	Bushing-Gear, Idle
110	98-9535	1	Collar-Gear, Idle
120	98-9536	1	Collar-Gear, Idle
130	98-9534	1	Circlip-Gear, Idle
140	98-9533	1	Shaft-Gear, Idle
150	98-7692	3	Bolt



Piston and Crankshaft Assembly

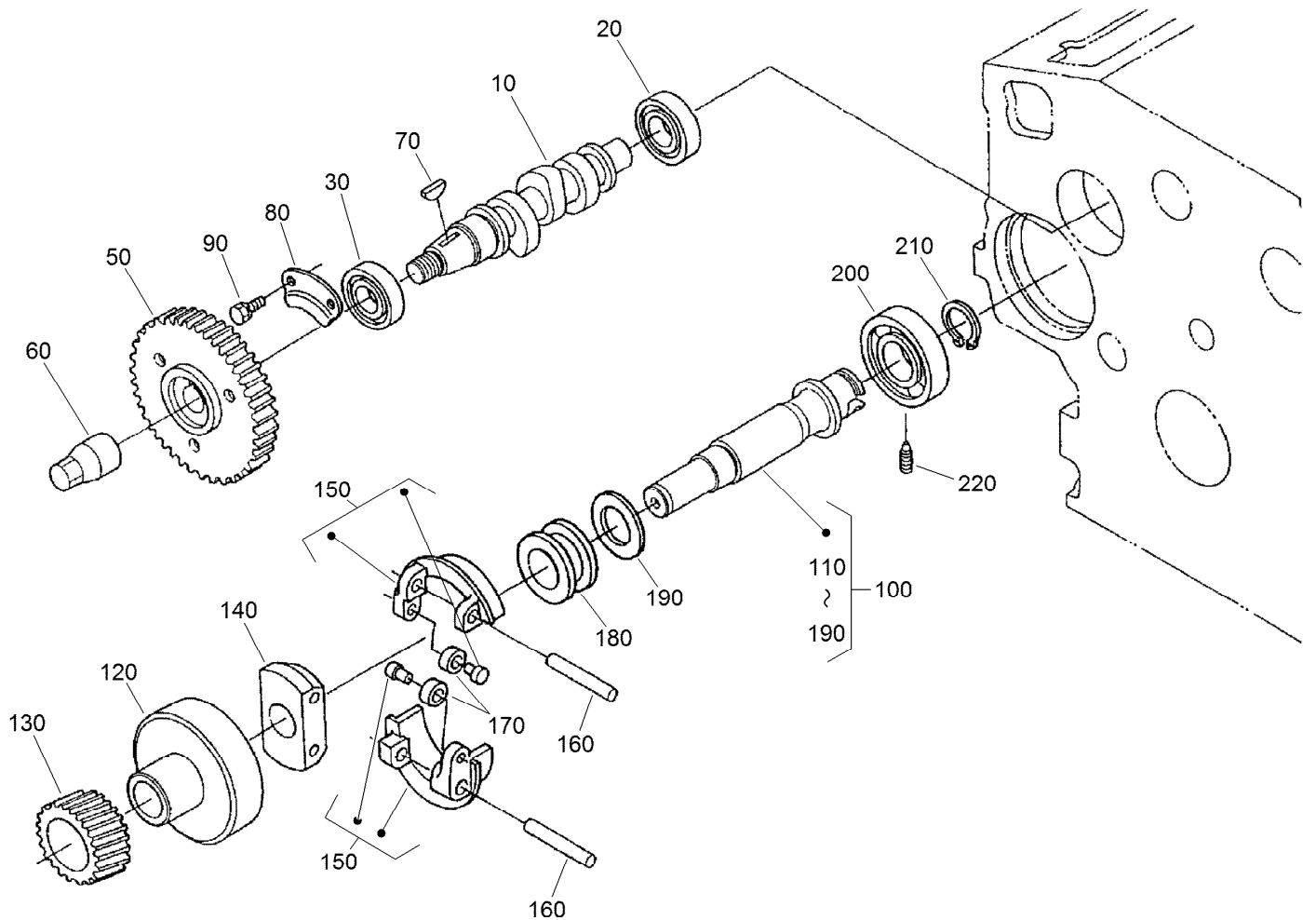
<i>Ref.</i>	<i>Part Number</i>	<i>Qty.</i>	<i>Description</i>
10	112-8404	4	Piston (STD)
10	112-8414	4	Piston (+0.5Mm)
20	98-9551	4	Piston Ring ASM (STD)
20	108-1404	4	Piston Ring ASM (+0.5Mm)
30	98-9513	4	Pin-Piston
40	98-9514	8	Circlip-Pin, Piston
50	117-7586	4	Connecting Rod ASM
60	115-3014	4	Bushing-Pin, Piston
70	98-9517	8	Bolt-Rod, Connecting
80	98-9553	4	Bearing-Rod (STD)
80	98-9519	4	Bearing-Rod (-0.2Mm)
80	117-7588	4	Metal-Crankpin (-0.4Mm)
90	120-2561	1	Crankshaft ASM
120	98-9532	1	Gear-Crankshaft
130	98-9666	1	Key
140	98-9532	1	Gear-Crankshaft
150	98-9522	1	Sleeve-Crankshaft

<i>Ref.</i>	<i>Part Number</i>	<i>Qty.</i>	<i>Description</i>
160	98-9521	1	Collar-Crankshaft
170	105-3783	1	O-Ring
180	98-9523	1	Metal Crankshaft (STD)
180	98-9528	1	Bearing-Main (-0.2Mm)
180	98-9529	1	Bearing-Main (0.4Mm)
190	98-9524	3	Metal-Crankshaft (STD Set)
190	127-0433	3	Metal-Crankshaft (-0.2Mm)
190	98-9531	3	Bearing-Main (0.4Mm)
200	115-4121	1	Metal-Crankshaft (STD)
200	112-7039	1	Metal-Crankshaft (0.2Mm)
200	112-7040	1	Metal-Crankshaft (-0.4Mm)
210	98-9413	2	Bearing-Thrust (STD)
210	127-0416	2	Metal-Side (+0.2Mm)
210	98-9415	2	Bearing-Thrust (0.4Mm)
220	98-9688	2	Bearing-Thrust (STD)
220	127-0437	2	Metal-Side (+0.2Mm)
220	98-9690	2	Bearing-Thrust (0.4Mm)



Flywheel Assembly

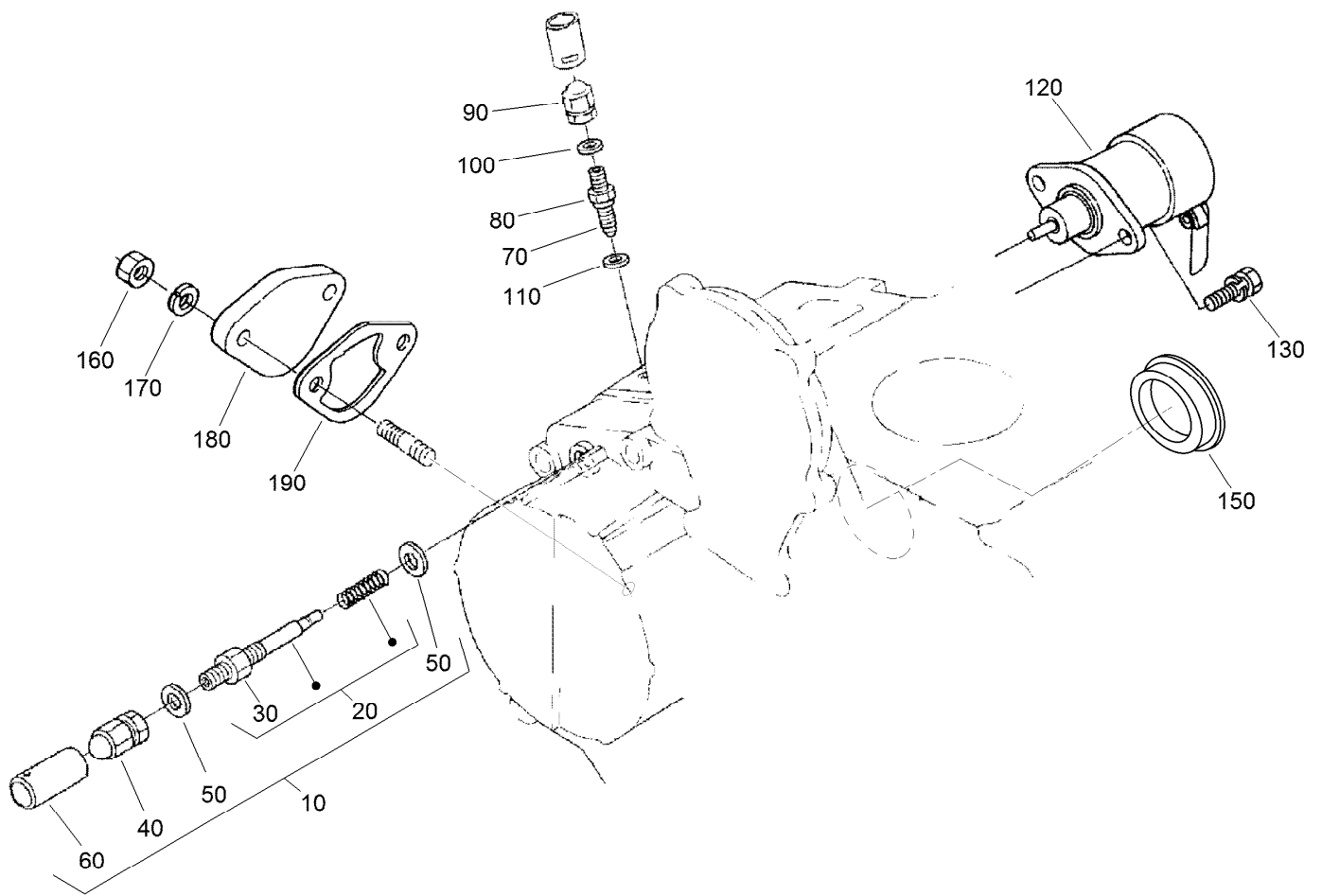
<i>Ref.</i>	<i>Part Number</i>	<i>Qty.</i>	<i>Description</i>
10	105-3721	1	Flywheel ASM
20	115-3015	1	Gear-Ring
30	98-9537	6	Bolt-Flywheel
40	98-9486	1	Plate-End, Rear
50	98-9392	8	Bolt



Fuel Camshaft and Governor Shaft Assembly

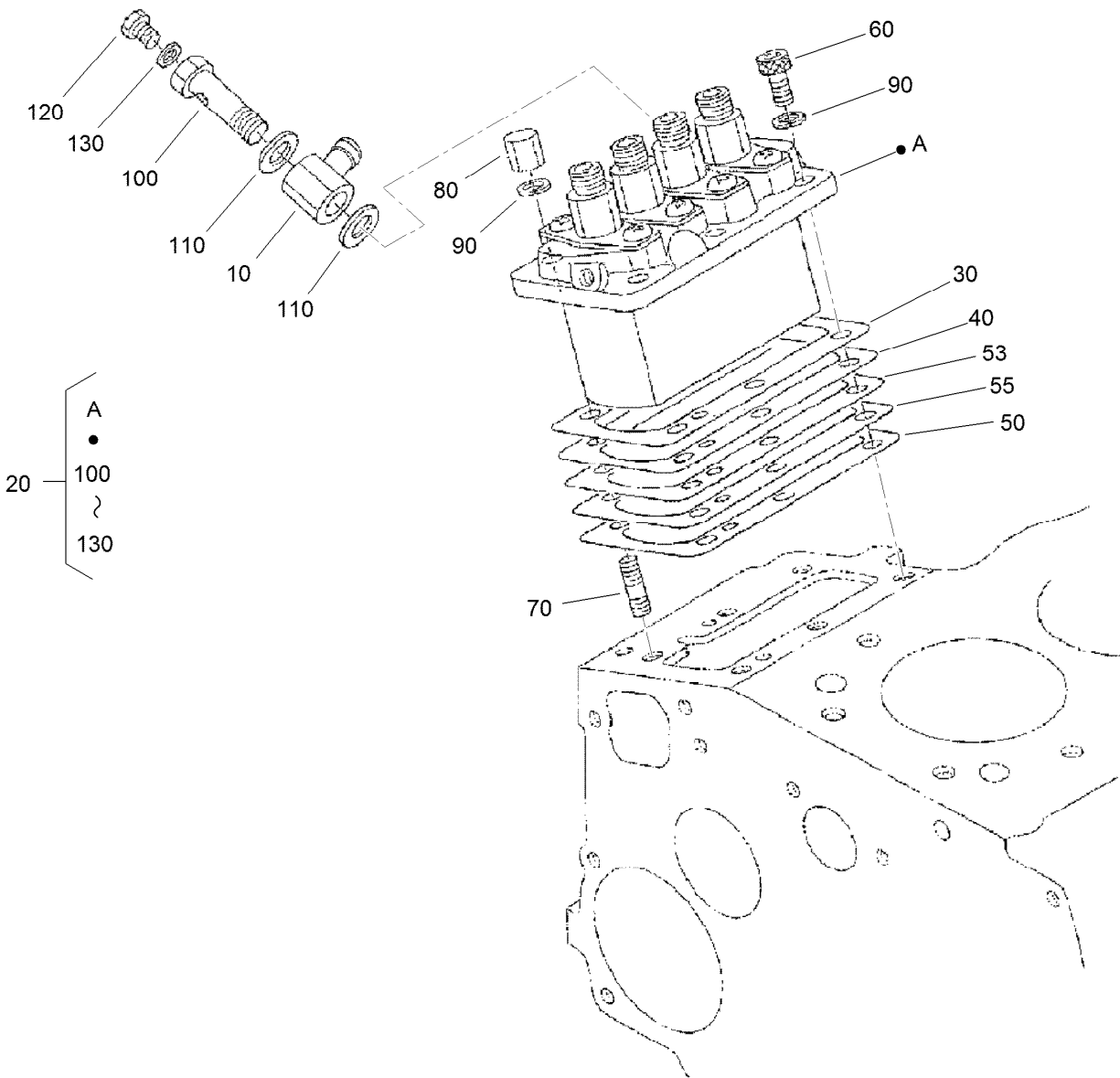
Ref.	Part Number	Qty.	Description
10	105-3723	1	Camshaft-Fuel
20	107-9077	1	Bearing-Ball
30	107-9078	1	Bearing-Ball
50	98-9669	1	Gear-Pump, Injection
60	98-9590	1	Nut-Cap
70	98-9595	1	Key-Woodruff
80	98-9511	1	Stopper-Fuel, Camshaft
90	98-7692	2	Bolt
100	105-3724	1	Governor Shaft ASM
110	105-3725	1	Shaft-Governor
120	98-9562	1	Holder-Gear, Governor

Ref.	Part Number	Qty.	Description
130	98-9673	1	Gear-Governor
140	98-9561	1	Holder-Weight, Governor
150	98-9559	2	Governor Weight ASM
160	98-9560	2	Shaft-Weight, Governor
170	98-9692	2	Roller
180	98-9563	1	Sleeve-Governor
190	98-9564	1	Washer-Thrust
200	107-9079	1	Bearing-Ball
210	98-9657	1	Circlip-Shaft, Governor
220	98-9565	1	Screw-Set



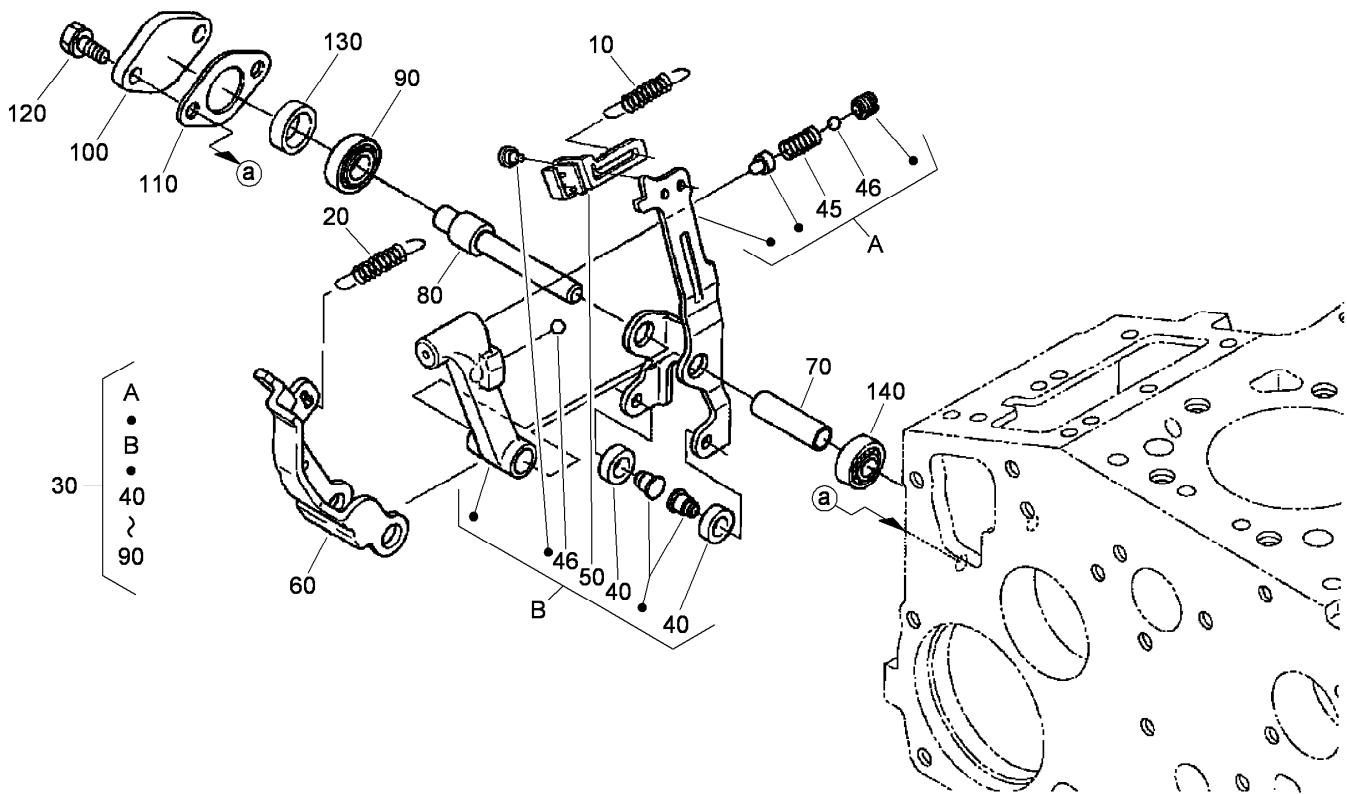
Idle Apparatus Assembly

<i>Ref.</i>	<i>Part Number</i>	<i>Qty.</i>	<i>Description</i>	<i>Ref.</i>	<i>Part Number</i>	<i>Qty.</i>	<i>Description</i>
10	98-9678	1	Idle Apparatus ASM	100	98-7654	1	Gasket
20	112-7014	1	Adjusting Bolt ASM	110	107-9081	1	Gasket
30	98-9439	1	Nut	120	104-5155	1	Solenoid-Stop
40	112-0181	1	Nut	130	115-3039	2	Bolt-HSH
50	98-7654	2	Gasket	150	112-7016	1	Cover-Pump
60	98-7656	1	Cap	160	98-7572	2	Nut
70	112-7015	1	Bolt-Adjusting	170	98-7699	2	Washer-Spring
80	99-3512	1	Nut	180	99-3514	1	Cover
90	112-0181	1	Nut	190	98-9636	1	Gasket-Pump, Fuel



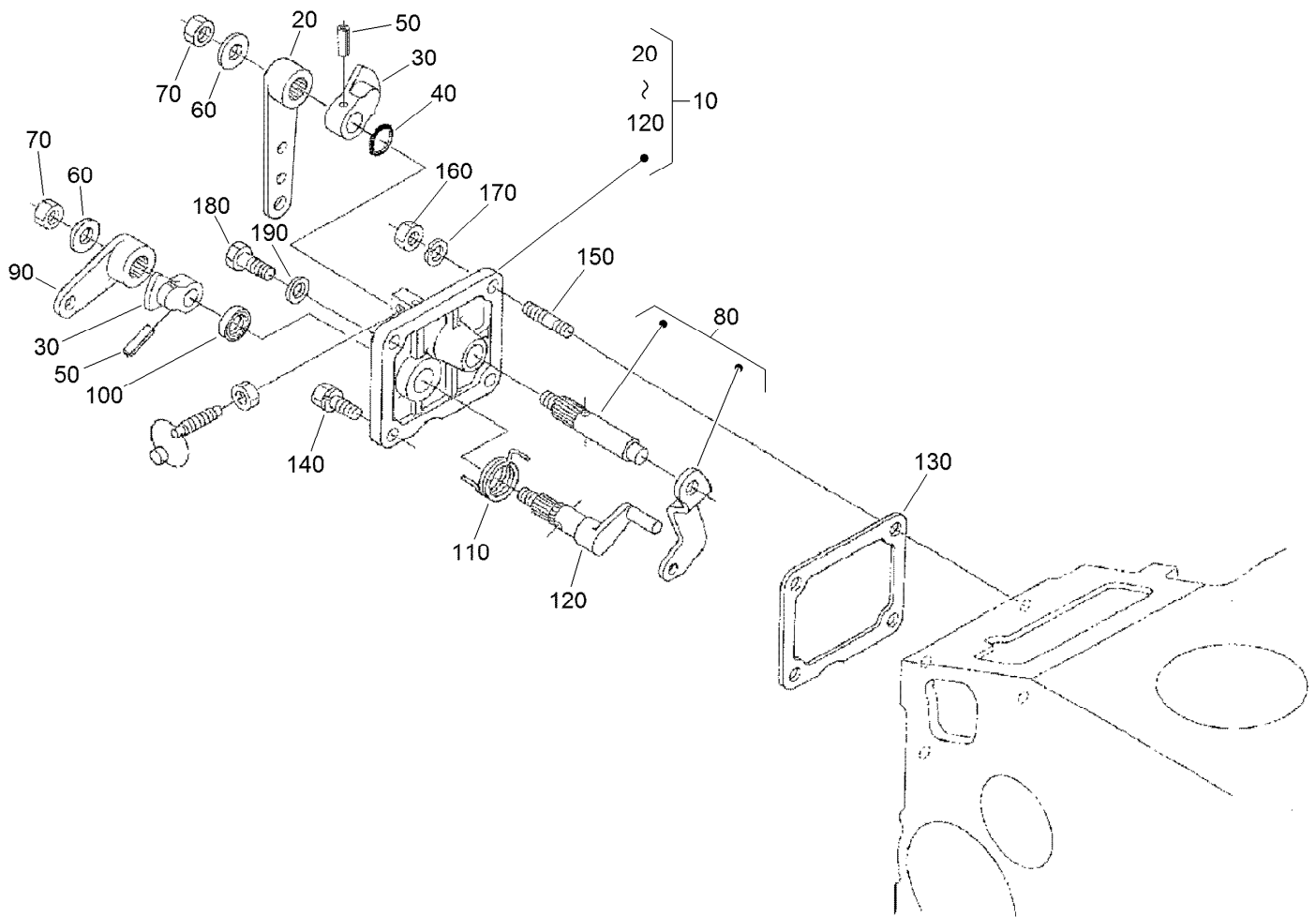
Injection Pump Assembly

Ref.	Part Number	Qty.	Description
10	98-9596	1	Joint-Eye
20	105-3727	1	Injection Pump ASM
30	105-3728	1	Shim-Pump, Injection (.20Mm)
40	105-3729	1	Shim-Pump, Injection (.25Mm)
50	105-3730	1	Shim-Pump, Injection (.30Mm)
53	115-3016	1	Shim-Pump, Injection (.350Mm)
55	115-3017	1	Shim-Pump, Injection (.175Mm)
60	98-9361	3	Bolt-HSH
70	98-9438	3	Stud
80	98-9440	3	Nut-Cap
90	98-7699	6	Washer-Spring
100	98-9464	1	Bolt-Joint
110	98-9445	2	Gasket
120	98-9430	1	Screw
130	98-9446	1	Gasket



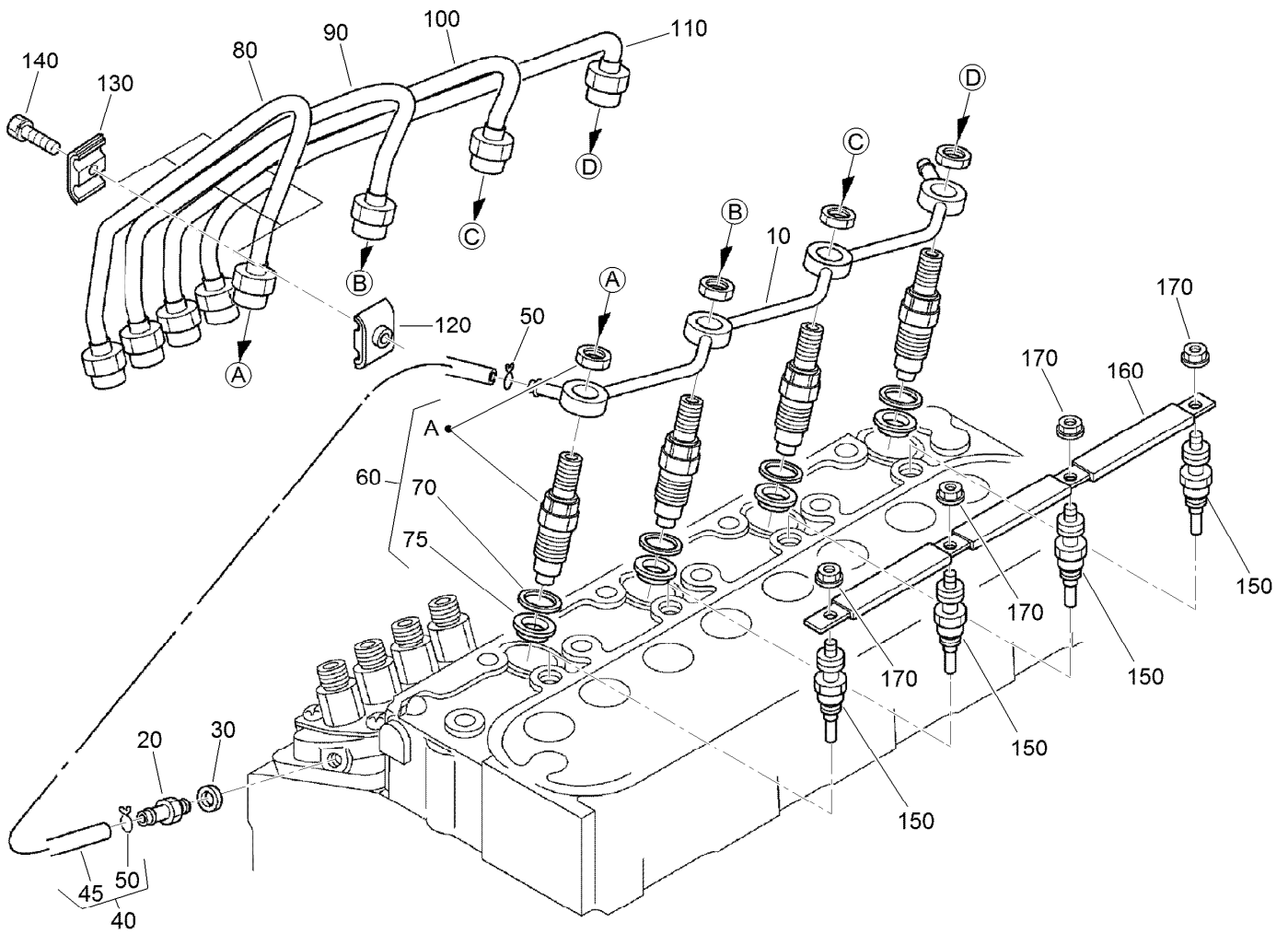
Governor Assembly

Ref.	Part Number	Qty.	Description
10	105-3741	1	Spring-Start
20	98-9681	1	Spring-Governor
30	115-4502	1	Fork Lever ASM
40	98-9692	2	Roller
45	108-2867	1	Spring
46	98-7580	2	Ball
50	107-9083	1	Lever-Thrust
60	107-9084	1	Lever-Fork
70	107-9085	1	Shaft-Lever, Fork
80	107-9086	1	Shaft-Lever, Fork
90	98-9570	1	Bearing-Miniaturize
100	98-9569	1	Cover-Shaft, Fork Lever
110	98-9682	1	Gasket
120	98-9350	2	Bolt
130	98-9567	1	Collar
140	98-9571	1	Bearing-Miniaturize



Speed Control Plate Assembly

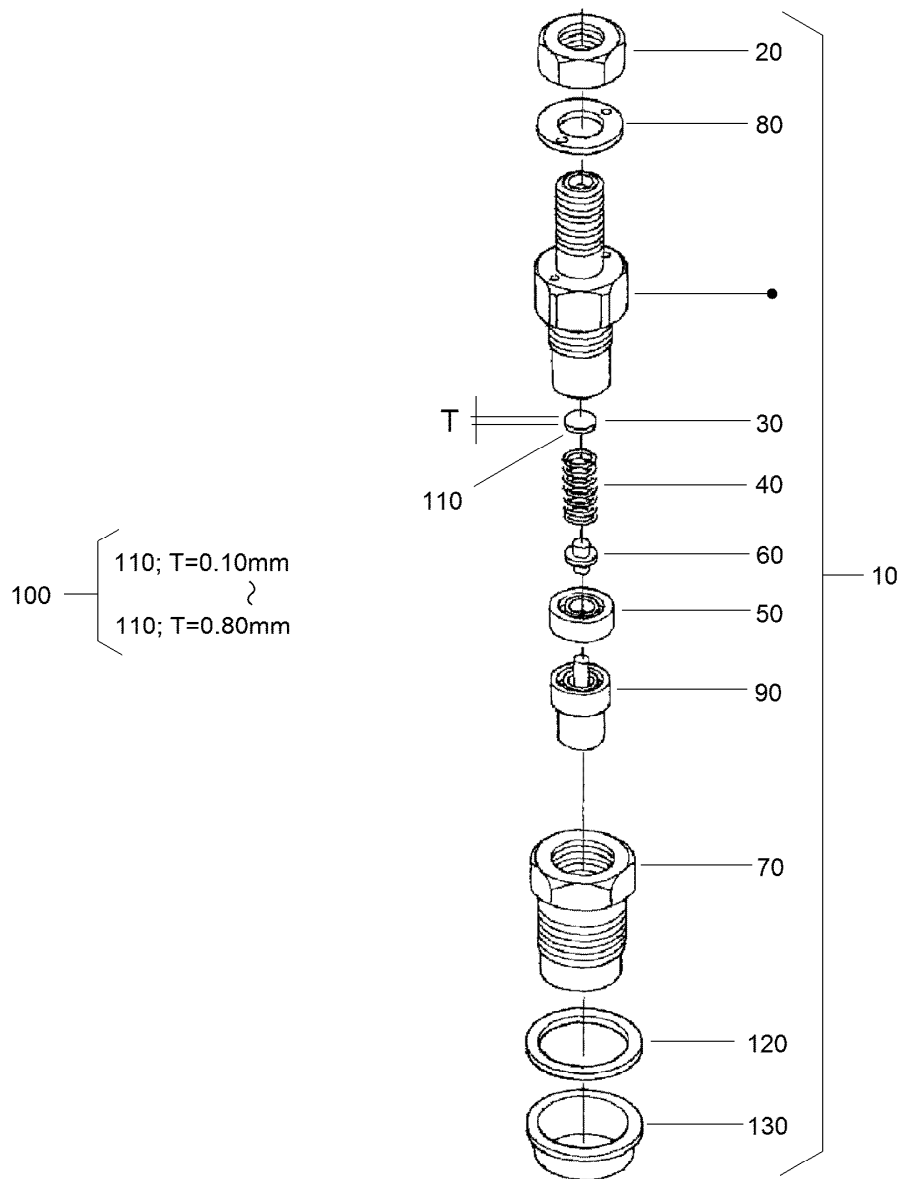
<i>Ref.</i>	<i>Part Number</i>	<i>Qty.</i>	<i>Description</i>	<i>Ref.</i>	<i>Part Number</i>	<i>Qty.</i>	<i>Description</i>
10	105-3735	1	Control Plate ASM	110	98-9472	1	Spring-Return
20	98-9662	1	Lever-Control, Speed	120	98-9664	1	Shaft-Lever, Stop
30	98-9572	2	Lever-Control, Speed	130	98-9637	1	Gasket
40	105-3788	1	O-Ring	140	98-7692	1	Bolt
50	98-7602	2	Pin-Spring	150	105-3710	2	Stud
60	98-9594	2	Washer-Plain	160	98-7572	2	Nut
70	98-9589	2	Nut	170	98-7699	2	Washer-Spring
80	98-9658	1	Governor Lever ASM	180	99-8348	1	Bolt
90	98-9663	1	Lever-Stop, Engine	190	98-7654	2	Gasket
100	98-7601	1	Seal-Oil				



Nozzle Holder and Glow Plug Assembly

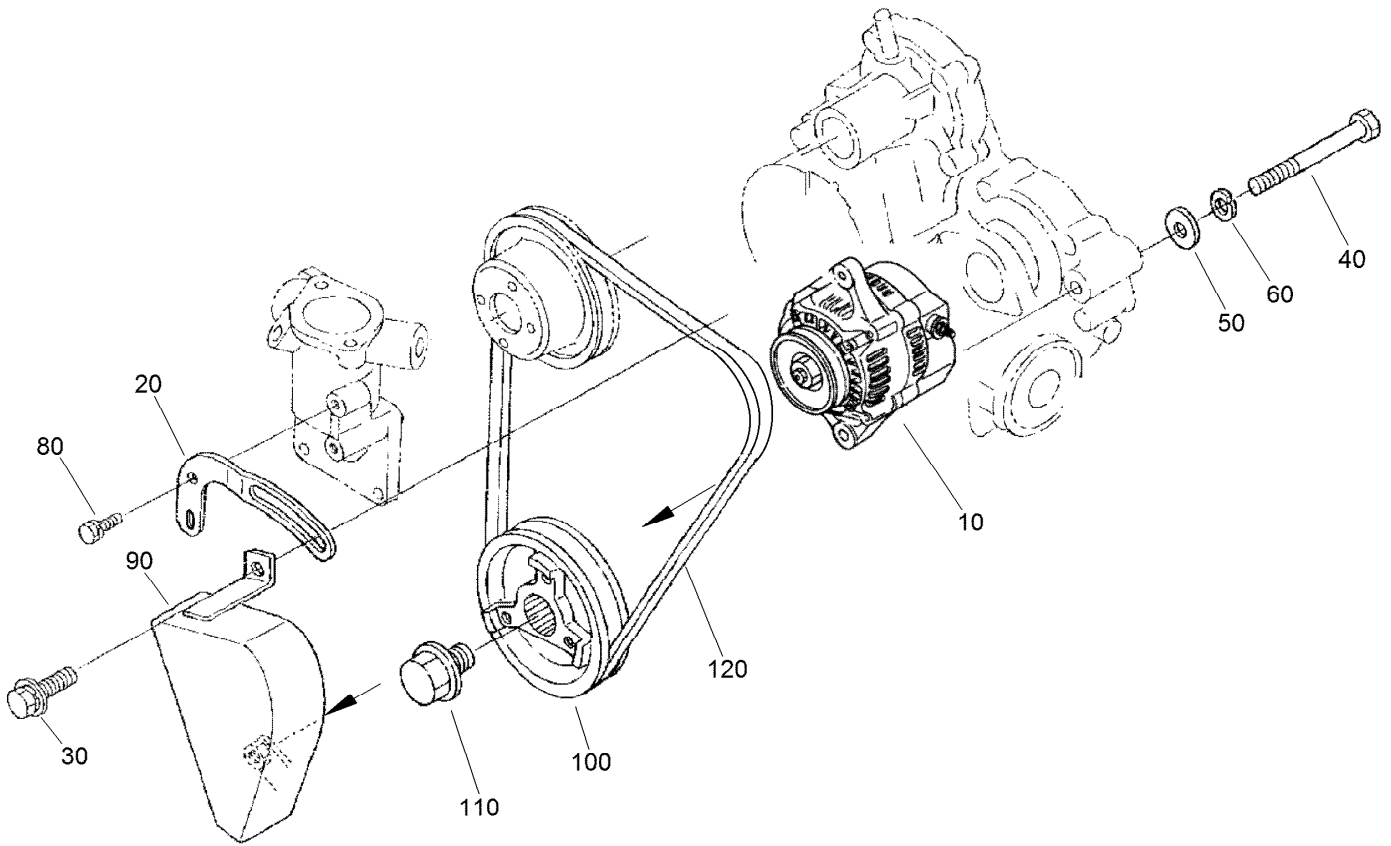
Ref.	Part Number	Qty.	Description
10	105-3737	1	Over Flow Pipe ASM
20	98-9431	1	Screw-Bleeder, Air
30	98-7654	1	Gasket
40	98-9420	1	Overflow Pipe ASM
45	112-0182	1	Pipe-Overflow
50	98-7671	2	Clip-Pipe
60	115-3018	4	Nozzle Holder Kit
70	98-7676	4	Gasket
75	98-7677	4	Seal-Heat
80	98-9653	1	Pipe-Injection

Ref.	Part Number	Qty.	Description
90	98-9654	1	Pipe-Injection
100	98-9655	1	Pipe-Injection
110	105-3738	1	Pipe-Injection
120	98-7682	3	Clamp-Pipe
130	98-7683	3	Clamp-Pipe
140	98-7684	3	Screw (W/Washer)
150	115-3019	4	Plug-Glow
160	105-3739	1	Cord-Plug, Glow
170	99-8377	4	Nut-Flange



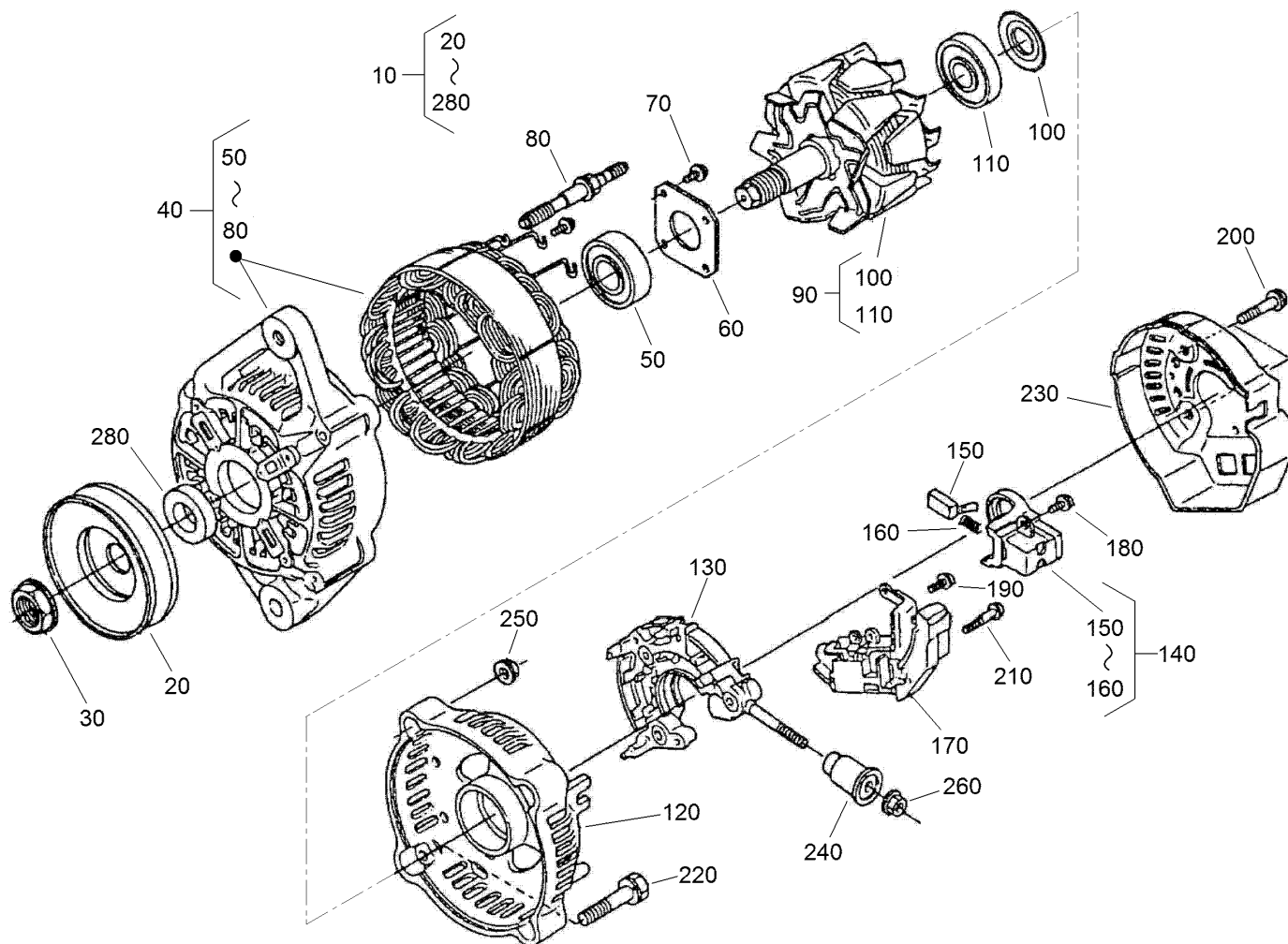
Nozzle Holder Component Assembly

Ref.	Part Number	Qty.	Description	Ref.	Part Number	Qty.	Description
10	115-3018	4	Nozzle Holder Kit	110	99-8311	4	Washer-Adjust (0.20Mm)
20	99-8301	4	Nut	110	99-8312	4	Washer-Adjust (0.30Mm)
30	99-8302	4	Washer-Adjusting	110	99-8313	4	Washer-Adjust (0.40Mm)
40	99-8303	4	Spring-Nozzle	110	99-8314	4	Washer-Adjust (0.50Mm)
50	99-8304	4	Spacer-Distance	110	99-8315	4	Washer-Adjust (0.52Mm)
60	99-8305	4	Rod-Push	110	99-8316	4	Washer-Adjust (0.54Mm)
70	99-8306	4	Nut-Nozzle	110	99-8317	4	Washer-Adjust (0.56Mm)
80	99-8307	4	Washer-Plain	110	99-8318	4	Washer-Adjust (0.58Mm)
90	115-3020	4	Piece-Nozzle	110	99-8319	4	Washer-Adjust (0.80Mm)
100	99-8309	4	Adjusting Washer ASM	120	98-7676	4	Gasket
110	99-8310	4	Washer-Adjust (0.10Mm)	130	98-7677	4	Seal-Heat



Alternator and Pulley Assembly

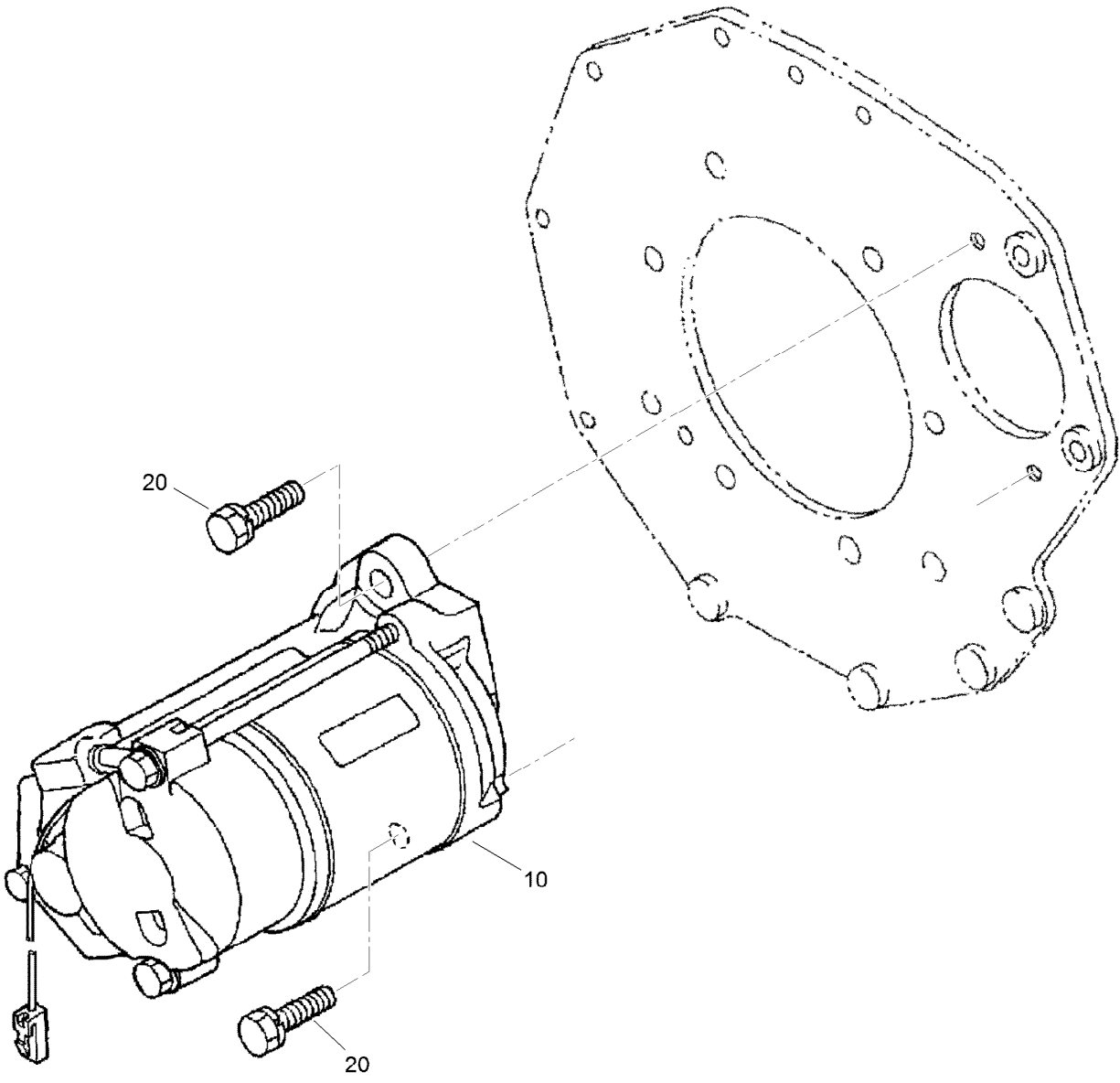
Ref.	Part Number	Qty.	Description
10	117-5541	1	60 Amp Alternator ASM
20	117-5542	1	Bracket
30	108-7088	1	Bolt
40	98-9360	1	Bolt
50	98-9366	1	Washer-Plain
60	98-7738	1	Washer-Spring
80	98-7692	1	Bolt
90	108-2868	1	Cover-Belt
100	105-3745	1	Pulley-Drive, Fan
110	98-9585	1	Bolt
120	98-9676	1	V-Belt



Alternator Components Assembly

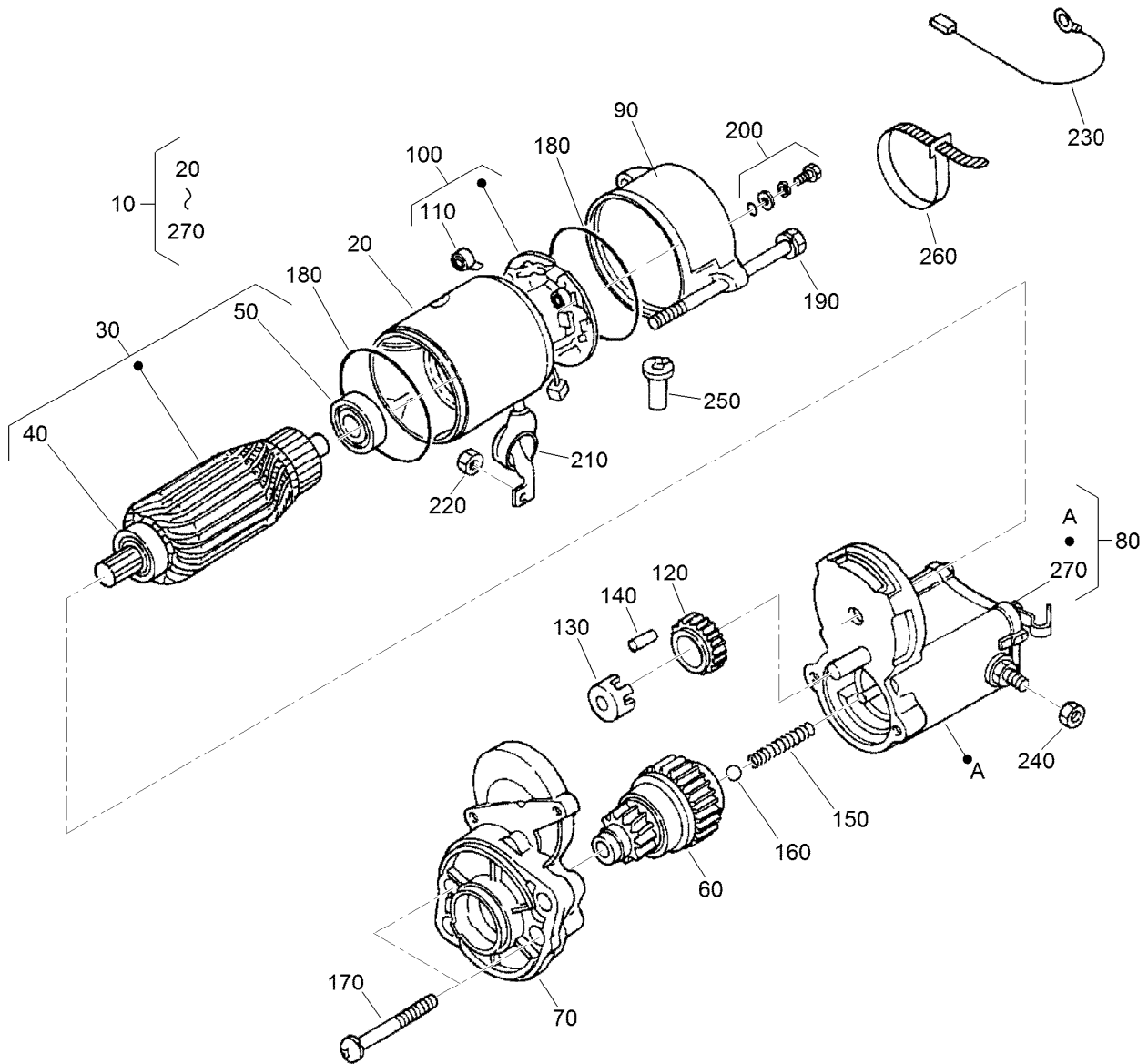
Ref.	Part Number	Qty.	Description
10	117-5541	1	60 Amp Alternator ASM
20	98-9453	1	Pulley-Dynamo
30	98-7708	1	Nut
40	117-0316	1	Drive End Frame ASM
50	133-2811	1	Bearing
60	98-7715	1	Plate-Retainer
70	98-7716	4	Screw-Head, Round
80	98-7717	2	Bolt-Through
90	117-0317	1	Rotor ASM
100	98-7711	1	Cover-Bearing
110	107-0138	1	Bearing-Ball
120	133-2813	1	Frame-End
130	117-0322	1	Holder
140	107-0141	1	Brush Holder ASM

Ref.	Part Number	Qty.	Description
150	98-7724	2	Brush
160	98-7725	2	Spring-Brush
170	117-0319	1	Regulator ASM
180	98-7727	6	Screw-Head, Round
190	98-7728	1	Screw-Head, Round
200	98-7729	3	Bolt
210	98-7726	2	Screw-Head, Round
220	98-7731	2	Bolt
230	117-0320	1	Cover-End
240	117-0321	1	Insulation-Brush
250	98-7730	2	Nut
260	98-7732	1	Nut
280	98-7709	1	Collar



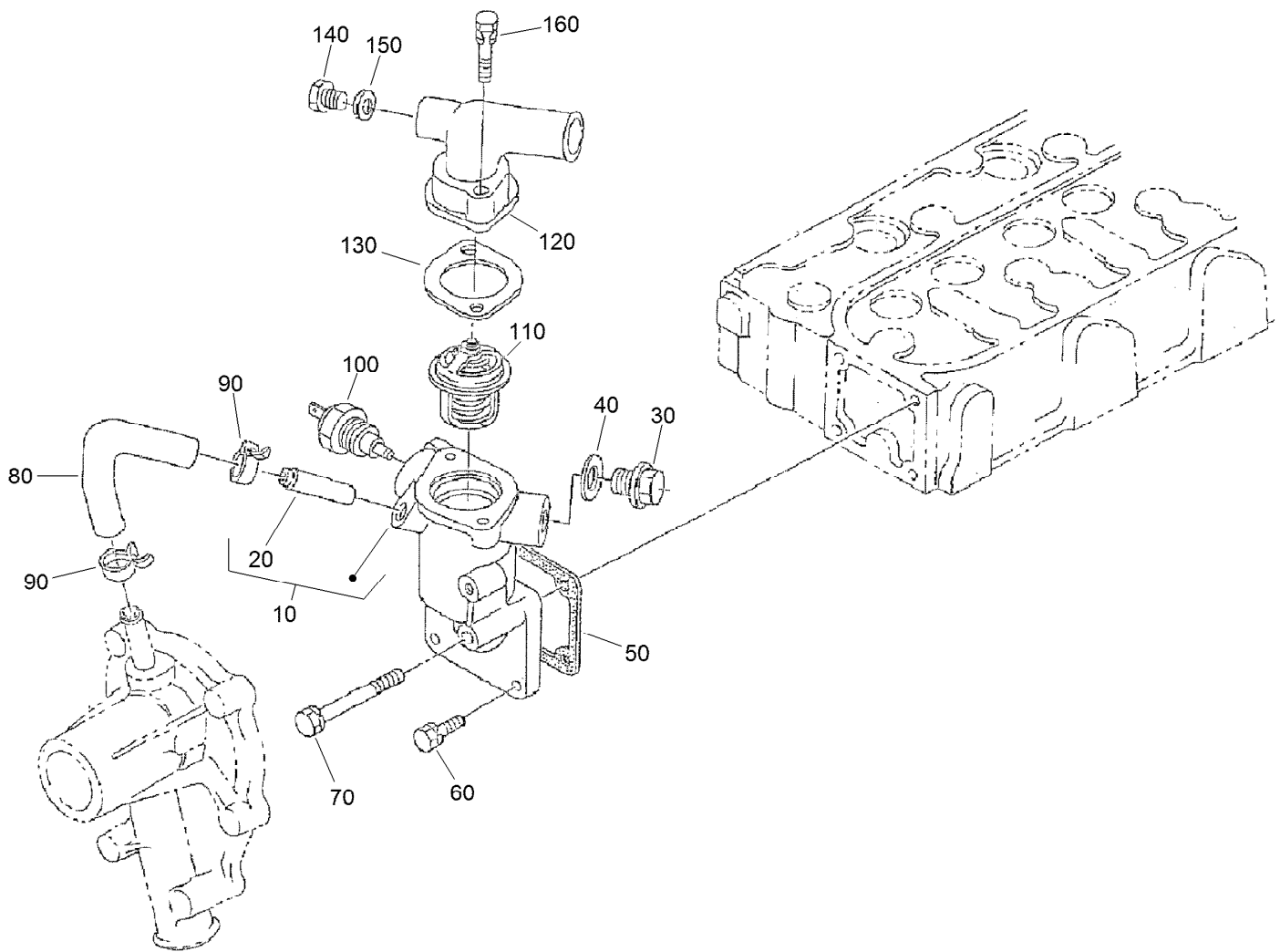
Starter Assembly

<i>Ref.</i>	<i>Part Number</i>	<i>Qty.</i>	<i>Description</i>
10	98-9705	1	Starter ASM
20	98-7697	2	Bolt



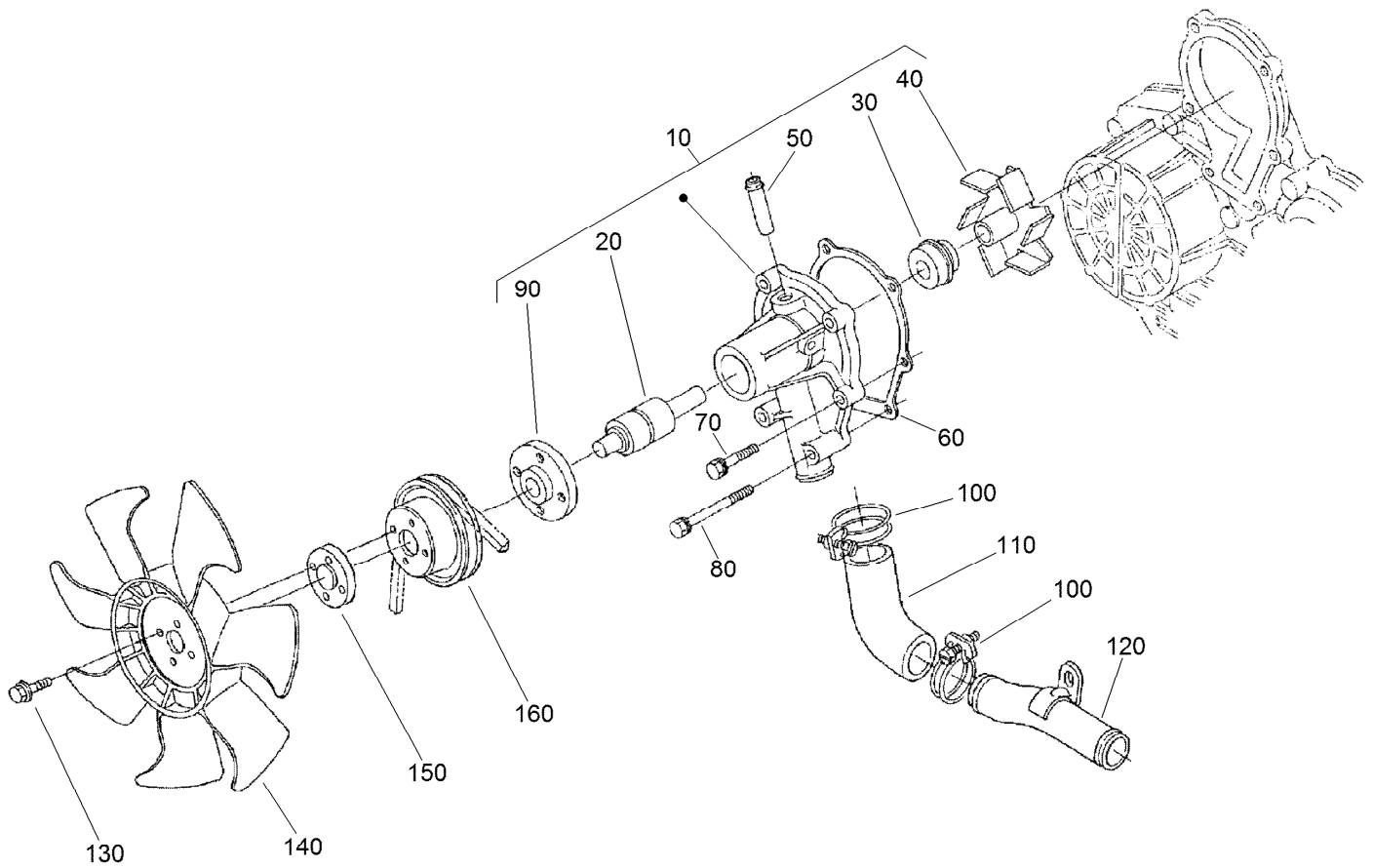
Starter Component Part Assembly No. 111-7496

<i>Ref.</i>	<i>Part Number</i>	<i>Qty.</i>	<i>Description</i>	<i>Ref.</i>	<i>Part Number</i>	<i>Qty.</i>	<i>Description</i>
10	98-9705	1	Starter ASM	150	98-7754	1	Spring
20	104-8608	1	Yoke ASM	160	98-7755	1	Ball
30	98-7742	1	Armature ASM	170	98-7756	2	Bolt
40	98-7744	1	Bearing	180	98-7757	2	O-Ring
50	98-7743	1	Bearing	190	100-9240	2	Bolt
60	99-8373	1	Clutch-Running, Over	200	98-7758	2	Bolt ASM
70	99-8374	1	Frame-End, Drive	210	99-8375	1	Cover
80	105-3746	1	Magnetic Switch ASM	220	99-8371	1	Nut-Hex
90	98-7748	1	Frame-End	230	98-9711	1	Cord-Solenoid, Stop
100	98-7749	1	Brush Holder ASM	240	99-8376	1	Nut-Hex
110	98-7750	4	Spring-Brush	250	98-7759	1	Pipe-Drain
120	98-7751	1	Gear	260	98-9712	1	Band-Cover
130	98-7752	1	Retainer	270	105-2886	1	Cover ASM
140	98-7753	5	Roller				



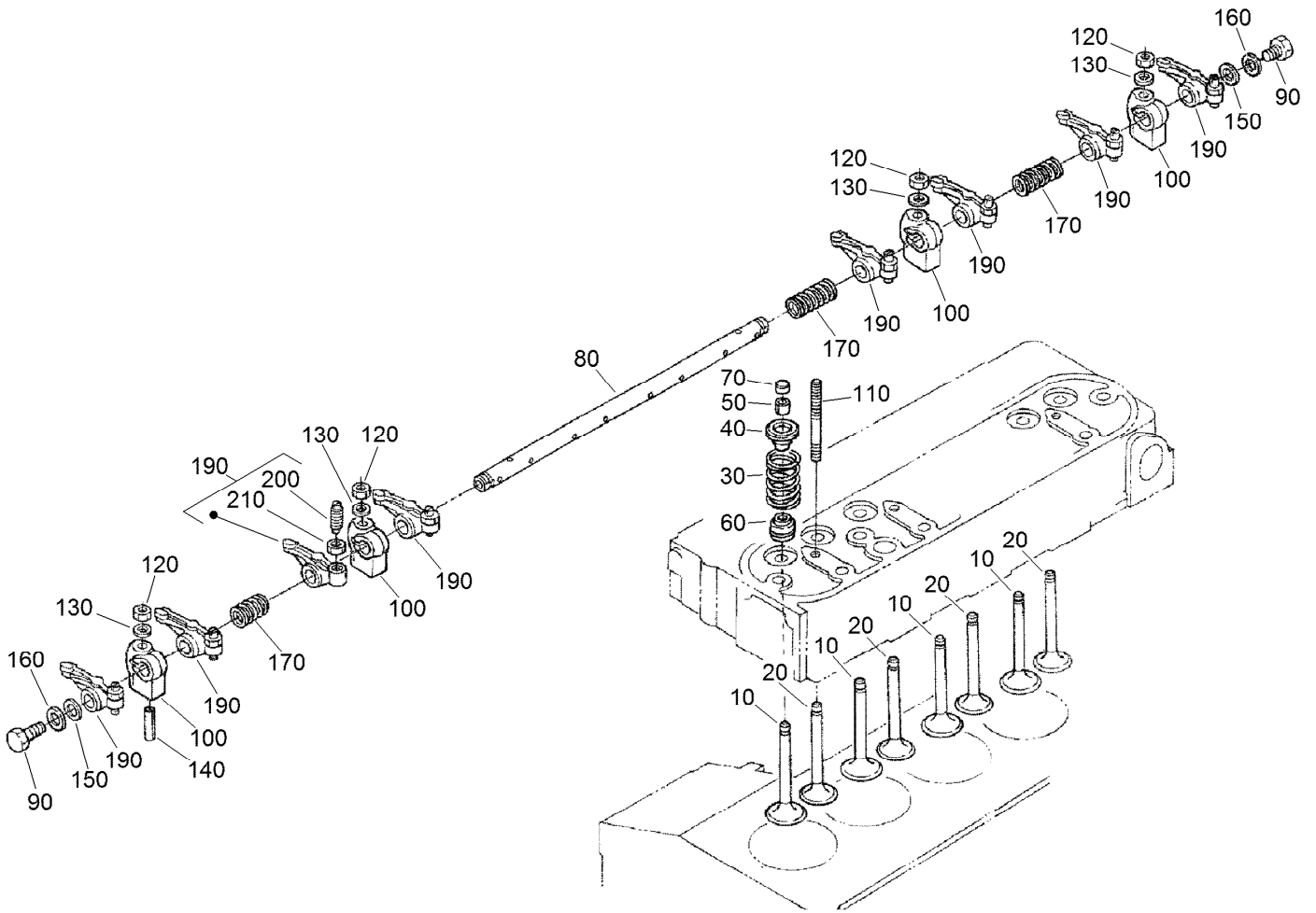
Water Flange and Thermostat Assembly

<i>Ref.</i>	<i>Part Number</i>	<i>Qty.</i>	<i>Description</i>	<i>Ref.</i>	<i>Part Number</i>	<i>Qty.</i>	<i>Description</i>
10	98-9713	1	Water Flange ASM	90	98-9579	2	Band-Pipe
20	98-9580	1	Pipe-Return, Water	100	98-9719	1	Thermoswitch
30	105-3747	1	Plug	110	98-7778	1	Thermostat ASM
40	99-3583	1	Gasket	120	108-2869	1	Cover-Thermostat
50	98-9638	1	Gasket-Flange, Water	130	105-3748	1	Gasket-Thermostat
60	98-7692	3	Bolt	140	108-2870	1	Plug-Drain
70	98-9356	1	Bolt	150	100-9155	1	Gasket
80	98-9578	1	Pipe-Return, Water	160	98-7777	2	Bolt



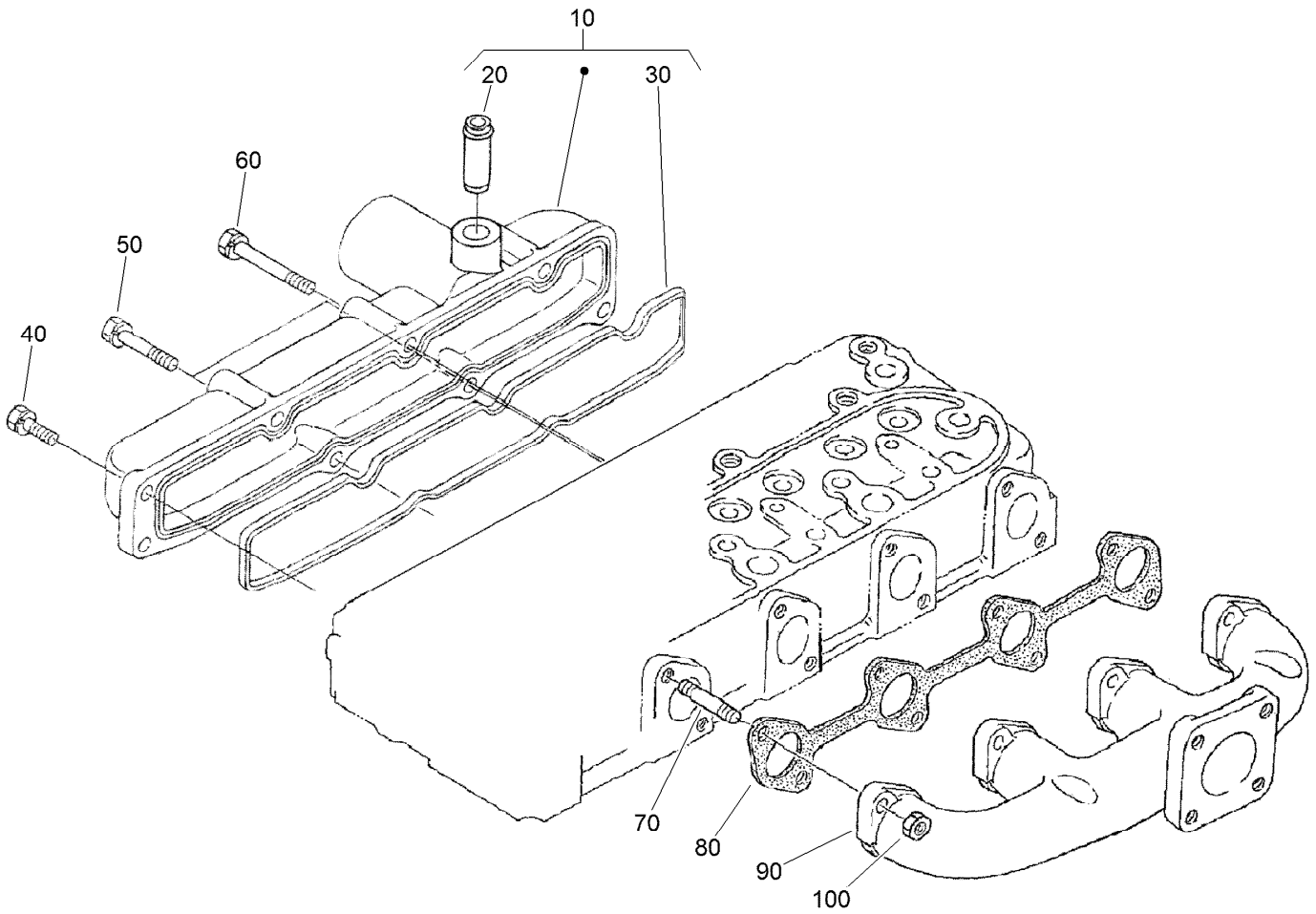
Water Pump Assembly

<i>Ref.</i>	<i>Part Number</i>	<i>Qty.</i>	<i>Description</i>	<i>Ref.</i>	<i>Part Number</i>	<i>Qty.</i>	<i>Description</i>
10	107-9089	1	Water Pump ASM	90	99-3516	1	Flange-Pump, Water
20	99-3517	1	Bearing-Pump, Water	100	98-9717	2	Clamp
30	105-3750	1	Mechanical Seal ASM	110	107-9091	1	Pipe-Water
40	112-7017	1	Impeller-Pump, Water	120	98-9716	1	Pipe-Water
50	100-1932	1	Pipe-Return, Water	130	108-2873	4	Bolt-Flange
60	99-3454	1	Gasket-Pump, Water	140	108-2871	1	Fan
70	98-9353	4	Bolt	150	108-2872	1	Collar-Fan
80	107-9090	2	Bolt	160	98-9584	1	Pulley-Fan



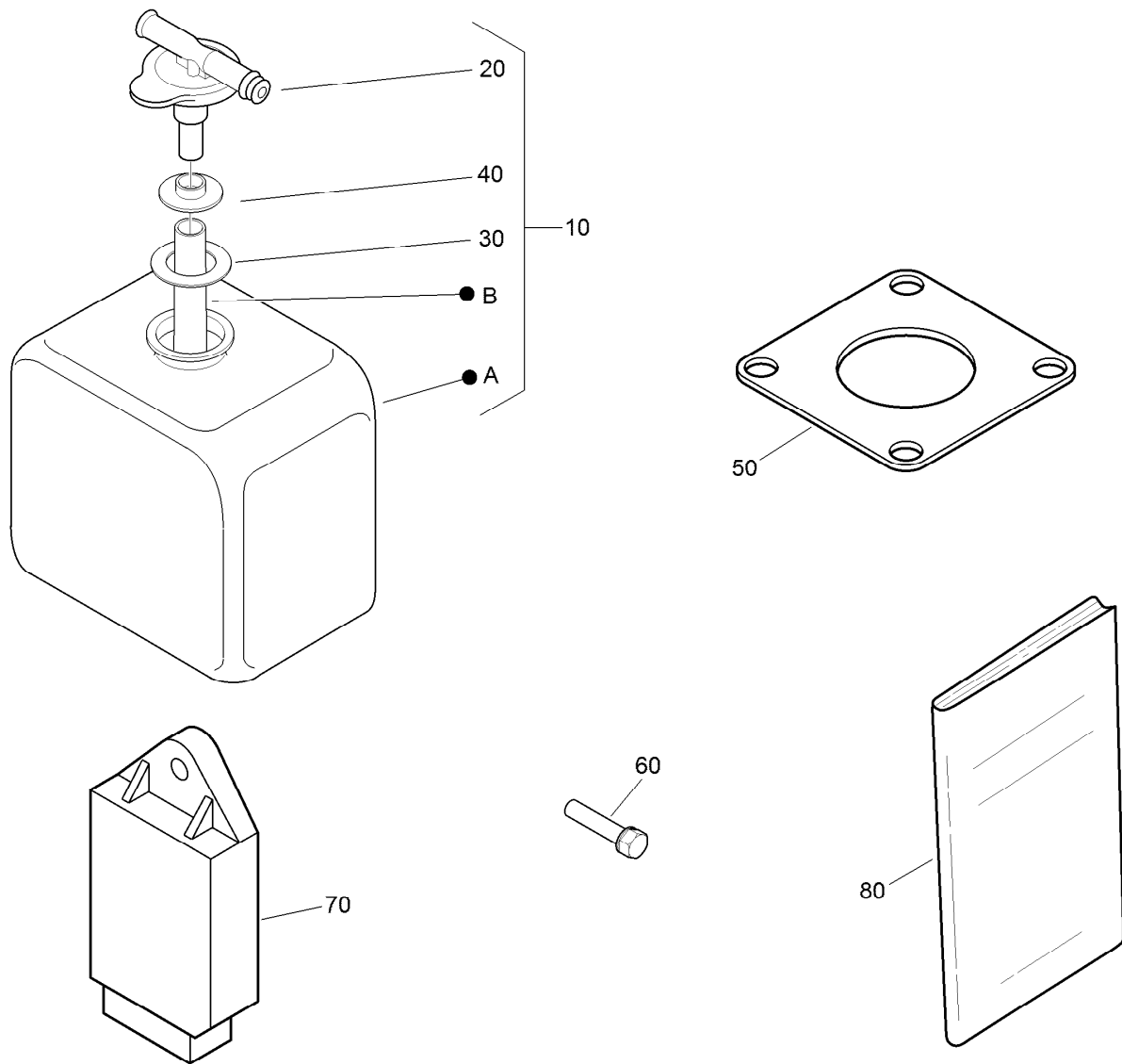
Valve and Rocker Arm Assembly

<i>Ref.</i>	<i>Part Number</i>	<i>Qty.</i>	<i>Description</i>	<i>Ref.</i>	<i>Part Number</i>	<i>Qty.</i>	<i>Description</i>
10	112-7018	4	Valve-Inlet	110	98-9506	4	Stud
20	120-2564	4	Valve-Exhaust	120	98-9393	4	Nut
30	98-9648	8	Spring-Valve	130	98-9385	4	Washer-Flat
40	107-9092	8	Retainer-Spring	140	105-3758	1	Pin-Spring
50	117-7572	8	Collet-Spring, Valve	150	98-9507	2	Washer-Shaft, Rocker Arm
60	99-8385	8	Seal-Stem, Valve	160	110-3832	2	Washer-Plain
70	98-9497	8	Cap-Valve	170	98-9504	2	Spring-Arm, Rocker
80	105-3757	1	Shaft-Arm, Rocker	190	98-9501	8	Rocker Arm ASM
90	100-1762	2	Bolt	200	98-9502	8	Screw-Adjusting
100	98-9505	4	Bracket-Arm, Rocker	210	98-9503	8	Nut



Inlet and Exhaust Manifold Assembly

<i>Ref.</i>	<i>Part Number</i>	<i>Qty.</i>	<i>Description</i>
10	108-2874	1	Intake Manifold ASM
20	98-9492	1	Joint-Pipe, Breather
30	105-3760	1	Gasket-Manifold, Intake
40	98-7605	3	Bolt
50	98-9353	2	Bolt
60	105-3797	3	Bolt
70	98-9588	8	Stud
80	105-3765	1	Gasket-Manifold, Exhaust
90	114-9573	1	Manifold-Exhaust
100	98-9665	8	Nut



Muffler Gasket, Glow Controller and Overflow Bottle Assembly

Ref.	Part Number	Qty.	Description
10	108-0638	1	Bottle-Overflow
20	105-3754	1	Cap
30	105-3755	1	Gasket
40	105-3756	1	Plate
50	98-9611	1	Gasket
60	98-7610	1	Bolt
70	98-7611	1	Controller-Glow
80	115-4104	1	Operator Manual

Attachments and Accessories

For 41393 Multi Pro 5800-D Turf Sprayer with ExcelaRate Spray System

Product Name	Model/Part
Drift Reduction Boom Shroud Kit	41602
Road Light / Homologation Kit	41628
Hand Spray Wand Kit	41118
Pivoting Hose Reel Kit	41621
Eductor Kit	41622
Tank Rinse Kit.....	41614
Single Nozzle Kit.....	41023
EU Compliance Kit.....	41608
Ultra Sonic Boom Leveling Kit	41219
Ultra Sonic Boom Finishing Kit.....	130-8229
Spark Arrestor	115-2919
Low Flow Kit	130-7258
Beacon Kit	120-8505
License Plate Kit.....	120-8506
Covered Boom Spring Upgrade Kit.....	120-8508
Premium Heavy Duty All Season Gear Lube (Pail)	108-1188
Premium Heavy Duty All Season Gear Lube (Quart)	108-1591
Premium All Purpose Grease (Tube)	108-1190
Premium Engine Oil 10w30 (55 Gal).....	121-6392
Premium Engine Oil 10w30 (5 Gallon Pail)	121-6393
Premium All Season Hydraulic Fluid (55 Gallon Drum)	108-1177
Premium All Season Hydraulic Fluid (5 Gallon Pail).....	108-1178
Pro-Foam.....	41607
Pro Foam Concentrate (4 x 1 Gallon)	41157
Foam Marker Kit	41232
Foam Marker Finishing Kit	130-8292
Wheel And Tire Asm	127-1100
Tire	119-6021
Lance Suction Assembly	127-9826
Right Hand Step Kit	130-8230
Left Hand Step Kit.....	130-8231
GeoLink Precision Spray System	41623
CDMA RTK Correction Modem Kit, GeoLink Precision Spray System	41624
GSM RTK Correction Modem Kit, GeoLink Precision Spray System.....	41625
GeoLink Precision Spray System Antenna Kit	41626
GeoLink Spray System Finishing Kit, 2016 and After Multi Pro 5800 Turf Sprayer.....	41632
Rear Work Light Kit.....	41010
Pump Head Kit.....	133-2898
Pivoting Hose Reel Finishing Kit, 2014 and Before Multi-Pro 5800 Turf Sprayer	131-3291
Speedometer Kit.....	106-4839
Foam Marker Finish Kit.....	127-9797
Center Boom Extension Kit.....	131-3755
Wheel Plate	131-5842-03
GeoLink Spray System Finishing Kit.....	131-7260
GeoLink Spray System Finishing Kit, 2014 and Before Multi-Pro 5800 Turf Sprayer	131-7262
Manual Spray Kit	132-5570

Attachments and Accessories (continued)

Rear Work Light Kit.....	41206
Heat Shield Kit.....	41601
Homologation Kit	41603
Pro Control Spray System	41604
Spray Gun Kit	41605
Eductor Kit.....	41612
Manual Spray Mode Kit	41616
BBA Kit.....	41617
Electric Hose Reel Kit.....	41618

Notes:

Notes:

Notes:



Count on it.