



Count on it.

Parts Catalog

**Greensmaster® 3420 TriFlex®
Traction Unit**

Model No. 04540—Serial No. 313000001 and Up



Ordering Replacement Parts

To order replacement parts, please supply the part number, the quantity, and the description of each part desired.

Understanding Reference Numbers

Each identified part in an illustration has a reference number. The reference number for a part also appears in the parts list, along with other information about the part.

This catalog uses two special reference number formats, one to indicate parts in a service assembly and another to indicate the quantity of a given part in an illustration.

Service Assembly Reference Numbers

Parts in service assemblies have reference numbers in the form a:b. The a represents the reference number of the entire service assembly and the b represents a sequential number unique to each part within the service assembly.

For example, a wheel assembly might be identified by reference number 6, the tire by 6:1, the valve by 6:2, and the wheel by 6:3. When you order the assembly identified by reference number 6, you receive all parts identified by reference numbers 6:1, 6:2, and 6:3. However, you may also order any part individually. Reference numbers of this type appear in illustration and in parts lists.

Reference Numbers Indicating Quantity

In an illustration, if a reference number indicates more than one part, the reference number has the form nX y. The n represents the quantity of the part, the X is the multiplication symbol, and the y represents the reference number.

For example, in an illustration, the reference number 2X 37 means that two of the parts identified by reference number 37 are indicated.

List of Abbreviations

AR: as required

ASM: assembly

BBC: blade brake control

BHTF: button head thread forming

CARR: carriage

CCW: counter clockwise

CW: clockwise

DEG: degrees

DPA: Dual Point Adjustment

ECM: electronic control module

EXT: external

FH: flat head

GA: gauge

HD: heavy-duty

HF: hex flange

HH: hex head

HHF: hex head flange

HHFTF: hex head flange thread forming

HJ: hex jam

HLH: hex lag head

HOC: height-of-cut

HP: high pressure

HSBH: hex socket button head

HSFH: hex socket flat head

HSH: hex socket head

HWH: hex washer head

HWHTF: hex washer head thread forming

HYD: hydraulic

LH: left hand

LP: low pressure

LPG: Liquefied Petroleum Gas

NI: nylon insert

NPTF: national pipe thread fine

PFH: phillips flat head

PPH: phillips pan head

PPHTF: phillips pan head thread forming

PRH: phillips round head

PTH: phillips truss head

PTO: power-take-off

RH: right hand

ROPS: roll-over protection system

RRB: rear roller brush

SFH: slotted fillister head

SHH: slotted hex head

SHWH: slotted hex washer head

SPH: slotted pan head

SQH: square head

SRH: slotted round head

STD: standard

TAP: self tapping

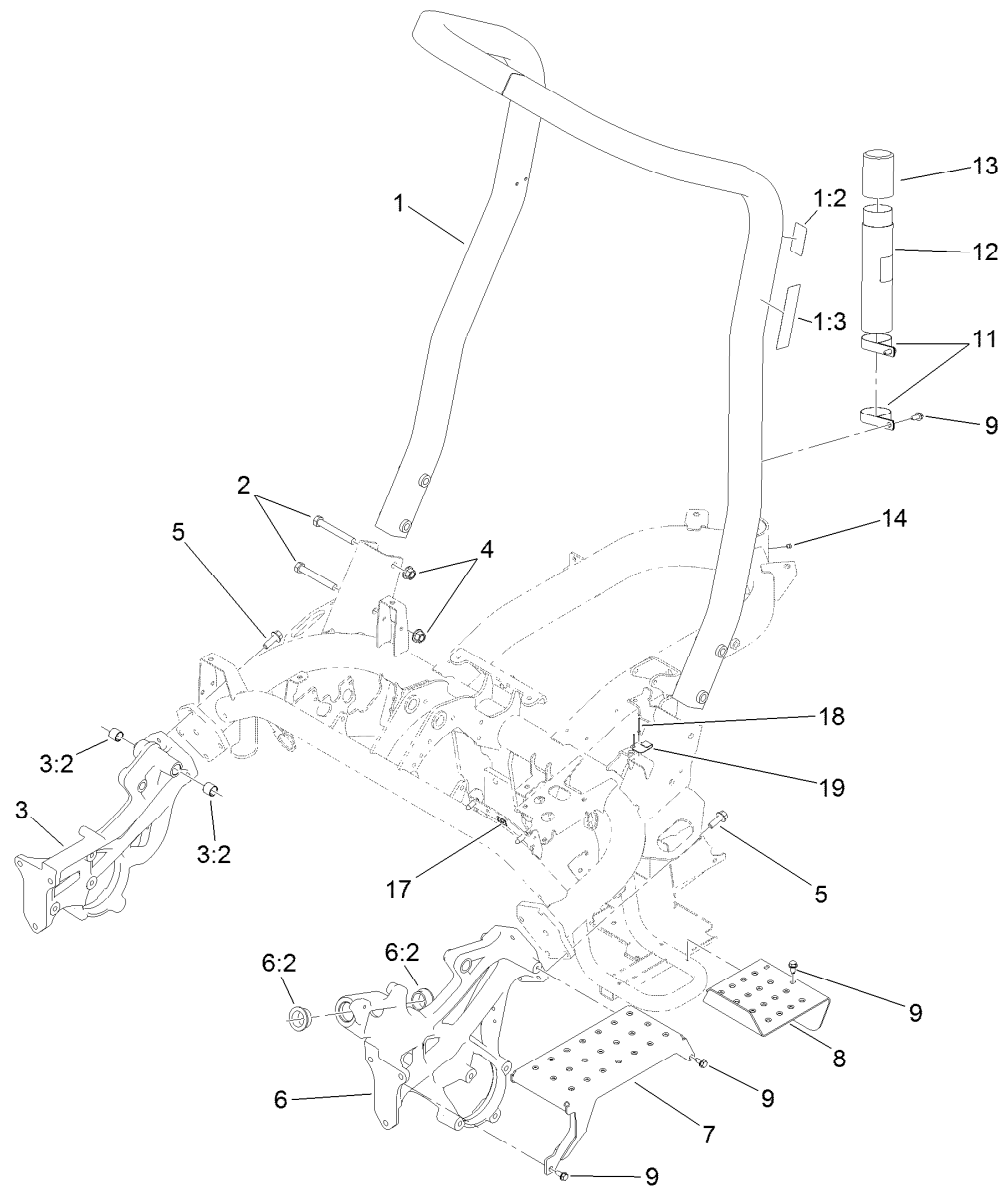
TTH: torx truss head

Contents

Roll-Over Protection System Assembly	5
Brake Cable Grommet Assembly	6
Frame Assembly	7
Platform Assembly	8
Right Hand Support Platform Assembly	9
Seatbase Assembly	10
Steering Arm and Adjuster Assembly	11
Brake Cable and Lever Assembly	12
Back Wheel Assembly	13
Hydraulic Cylinder Assembly No. 117-4480	14
Front Wheel Assembly	15
Right Hand Brake Assembly No. 115-9441	16
Left Hand Brake Assembly No. 115-9440	17
Right Hand Wheel Motor Assembly No. 117-4302	18
Left Hand Wheel Motor Assembly No. 117-4303	19
Console and Reel Control Assembly	20
Traction Interface Control Assembly	21
Ignition, Throttle and Choke Control Assembly	22
Console Cable Routing Assembly	23
Engine and Exhaust Assembly	24
Radiator, Fuel Pump and Air Cleaner Assembly	26
Air Cleaner Assembly No. 95-5805	27
Radiator, Air Hose and Fuel Line Assembly	28
Generator and Engine Frame Assembly	29
Generator/Controller Assembly No. 117-8185	30
Generator Assembly No. 117-8182	31
Generator Service Assembly No. 119-1069	32
Fuel and Hydraulic Tank Assembly	33
Controller Assembly	34
Battery Assembly	35
Wire Harness Assembly	36
Pump Coupling Assembly	37
Hydraulic Pump Assembly No. 121-9558	38
Neutral Centering Assembly	40
Traction Drive Hydraulic Line Assembly	41
Traction Drive Hose Routing Assembly	42
Lift Circuit Assembly	43
Steering Valve Assembly No. 114-4672	45
Hydraulic Cylinder Assembly No. 119-8129	46
Hydraulic Cylinder Assembly No. 119-8128	47
Hydraulic Lift Manifold Assembly	48
Hydraulic Lift Manifold Assembly No. 125-5187	49
Steering Circuit Assembly (1)	50
Steering Circuit Assembly (2)	51
Hydraulic Gear Pump Assembly No. 114-9958	52
Steering Circuit Assembly (3)	53
Steering Circuit Assembly (4)	54
Suspension and Basket Assembly	55
Suspension Pin Position Assembly	56
Suspension A-Arm Assembly	57
Suspension Crossarm Assembly	58
Electric Reel Motor Assembly	59
Electric Reel Motor Assembly No. 119-7575	60
Electric Motor Assembly	61

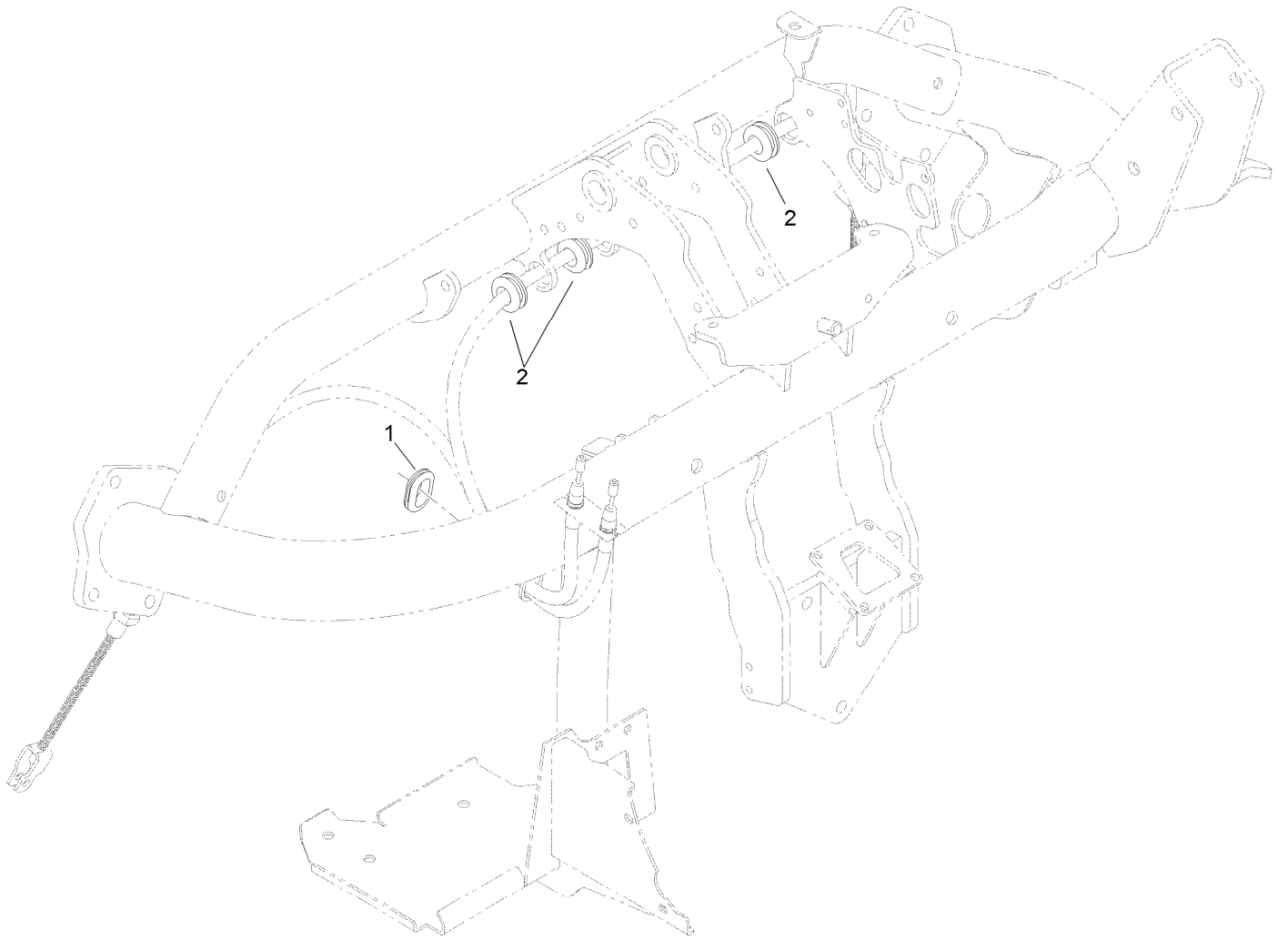
Contents (continued)

Electric Mow Battery Assembly	62
Crankcase Assembly	64
Oil Pan Assembly	65
Cylinder Head Assembly	66
Gear Case Assembly	67
Cylinder Head Cover Assembly	68
Dipstick and Guide Assembly	69
Main Bearing Case Assembly	70
Cam Shaft and Idle Gear Shaft Assembly	71
Piston and Crankshaft Assembly	72
Flywheel and Fuel Camshaft Assembly	73
Idle Apparatus and Stop Solenoid Assembly	74
Injection Pump and Governor Assembly	75
Speed Control Plate Assembly	76
Nozzle Holder and Glow Plug Assembly	77
Nozzle Holder Component Assembly	78
Alternator and Pulley and Fuel Pump Cover Assembly	81
Alternator Components	82
Starter Installation Assembly	83
Starter Assembly No. 110-3800	84
Water Flange, Thermostat and Water Pump Assembly	85
Water Pipe Assembly	86
Valve and Rocker Arm Assembly	87
Intake Manifold Assembly	88
Exhaust Manifold Assembly	89
Attachments and Accessories	90



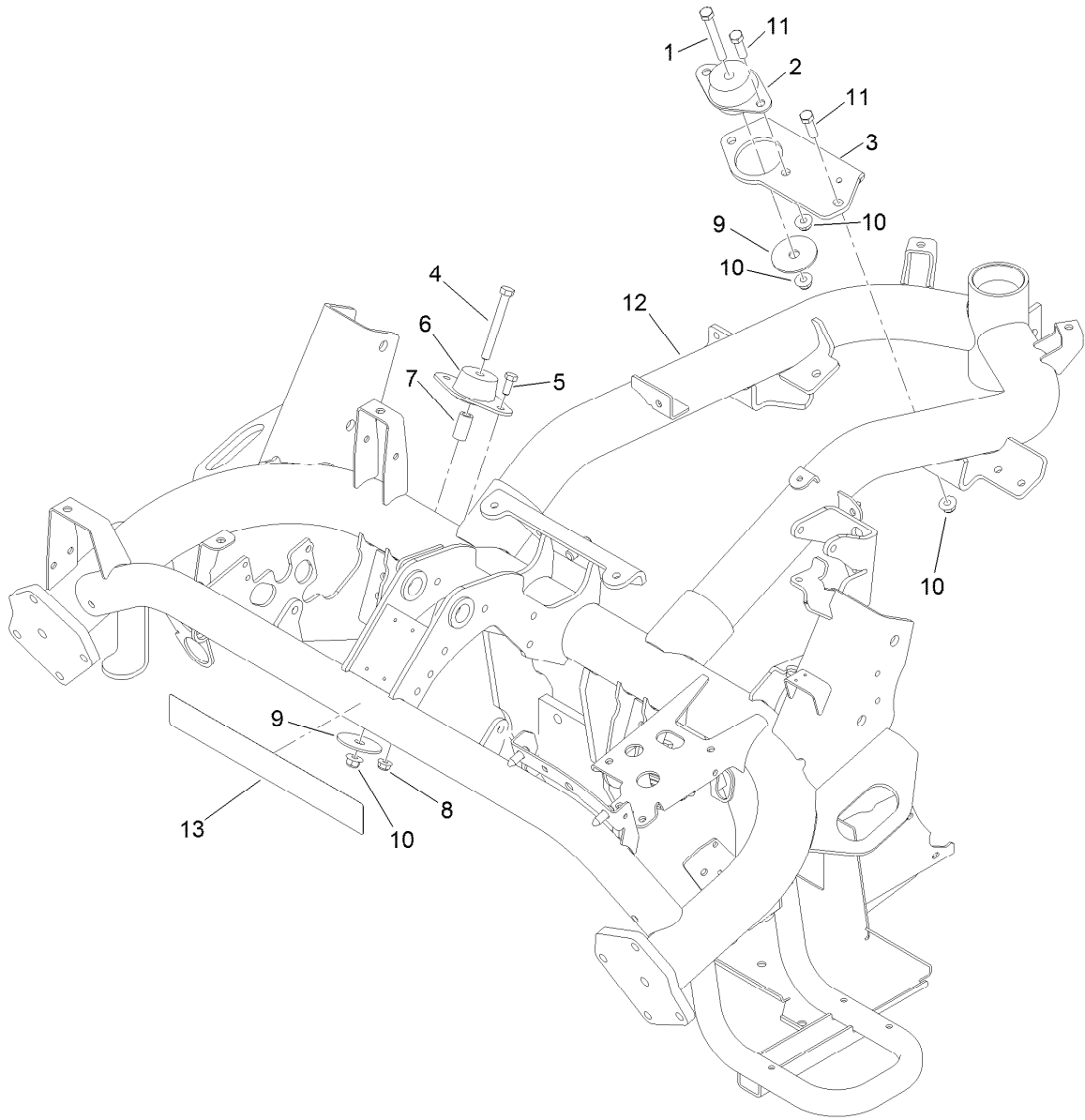
Roll-Over Protection System Assembly

<i>Ref.</i>	<i>Part Number</i>	<i>Qty.</i>	<i>Description</i>	<i>Ref.</i>	<i>Part Number</i>	<i>Qty.</i>	<i>Description</i>
1	115-8206	1	ROPS Assembly	7	117-9051-01	1	Step
1:2	115-8199	1	Decal-ROPS	8	119-4468-01	1	Plate-Step
1:3	115-8226	1	Decal-ROPS	9	32104-32	9	Screw-HWH
2	325-35	4	Screw-HH	11	2412-133	2	R-Clamp
3	117-9023	1	Casting-Side, RH	12	104-7050	1	Tube-Manual
3:2	94-9609	2	Bushing-Straight	13	104-7048	1	Cap-Housing
4	99-5107	4	Nut-Lock	14	302-59	1	Plug-Threaded
5	117-9035	8	Screw-HHF	17	119-1730	1	Receptacle-Clip, Mini
6	117-9022	1	Casting-Side, LH	18	3269-32	2	Rivet-Pop
6:2	60-0080	2	Bushing	19	121-5865	1	Clip-Cover, Back



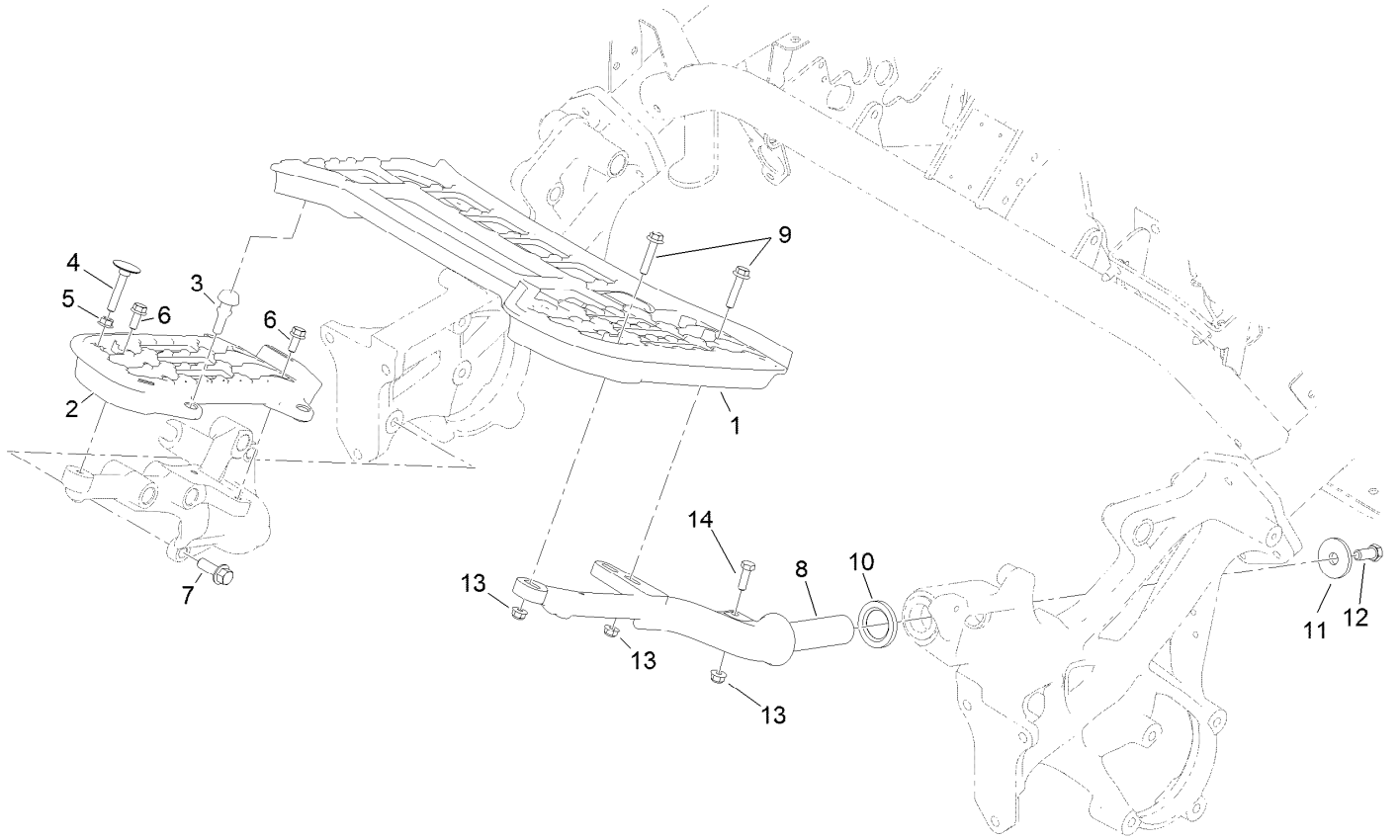
Brake Cable Grommet Assembly

<i>Ref.</i>	<i>Part Number</i>	<i>Qty.</i>	<i>Description</i>
1	240-5	1	Grommet
2	98-8529	3	Grommet



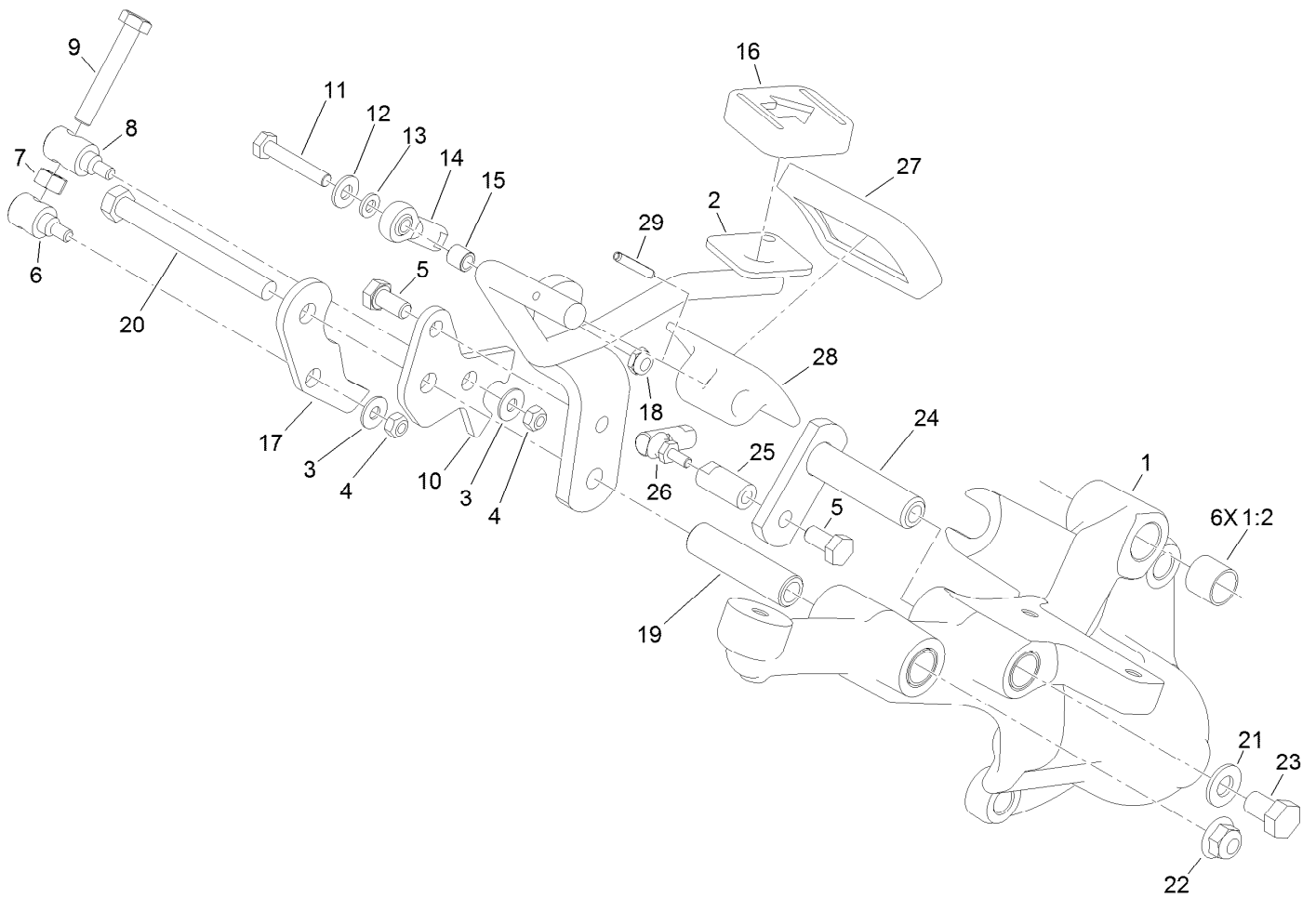
Frame Assembly

<i>Ref.</i>	<i>Part Number</i>	<i>Qty.</i>	<i>Description</i>
1	323-14	1	Screw-HH
2	53-9680	1	Mount-Engine
3	119-2134-01	1	Bracket-Mount, Rear
4	323-20	2	Screw-HH
5	322-4	4	Screw-HH
6	83-1030	2	Mount-Engine
7	110-4631	2	Tube-Spacer
8	104-8300	4	Nut-Flange, NI
9	87-5100	3	Washer-Snubbing
10	104-8301	6	Nut-Flange, NI
11	323-7	3	Screw-HH
12	121-5877-01	1	Frame-Diesel
13	115-8196	1	Decal



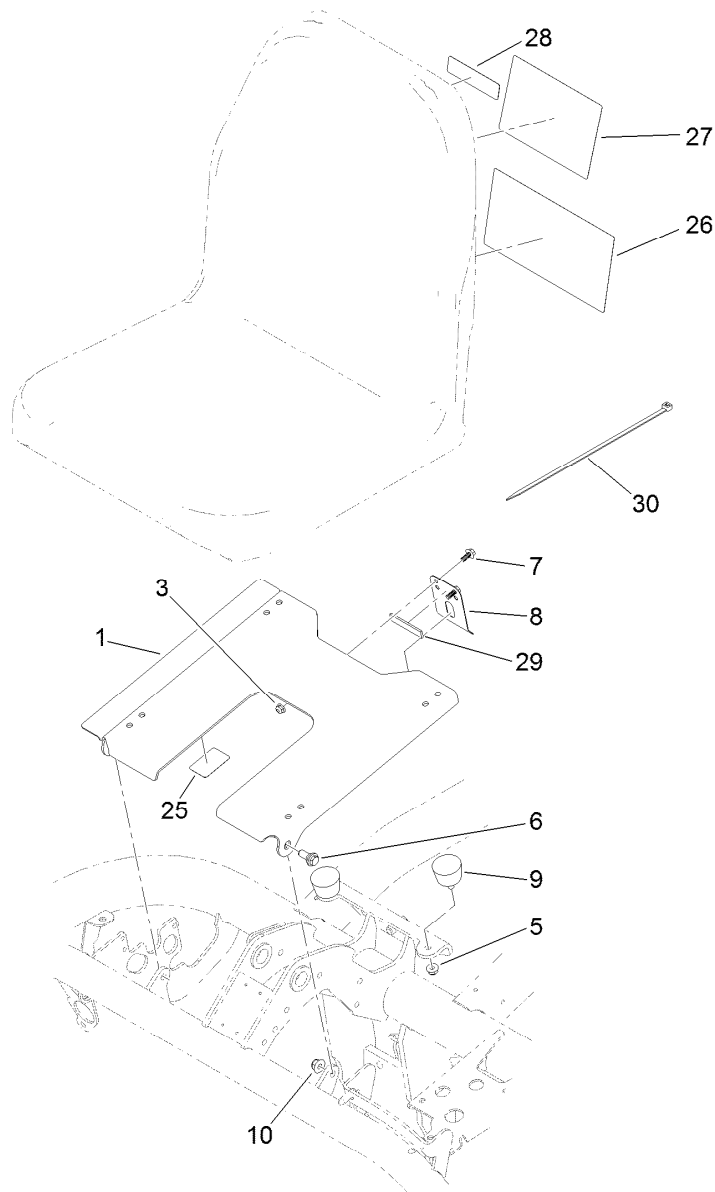
Platform Assembly

<i>Ref.</i>	<i>Part Number</i>	<i>Qty.</i>	<i>Description</i>
1	117-9009	1	Platform-LH
2	117-9008	1	Platform-RH
3	117-9072	2	Bumper-Rubber
4	115-8240	1	Screw-Elevator
5	32128-20	1	Nut-HF
6	3234-47	3	Screw-HHF
7	117-9035	3	Screw-HHF
8	117-9006-01	1	Support-Platform, LH
9	115-1794	3	Screw-HHF
10	94-8946	1	Washer-Thrust
11	84-1560	1	Washer-Thrust
12	324-4	1	Screw-HH
13	104-8300	4	Nut-Flange, NI
14	322-5	1	Screw-HH



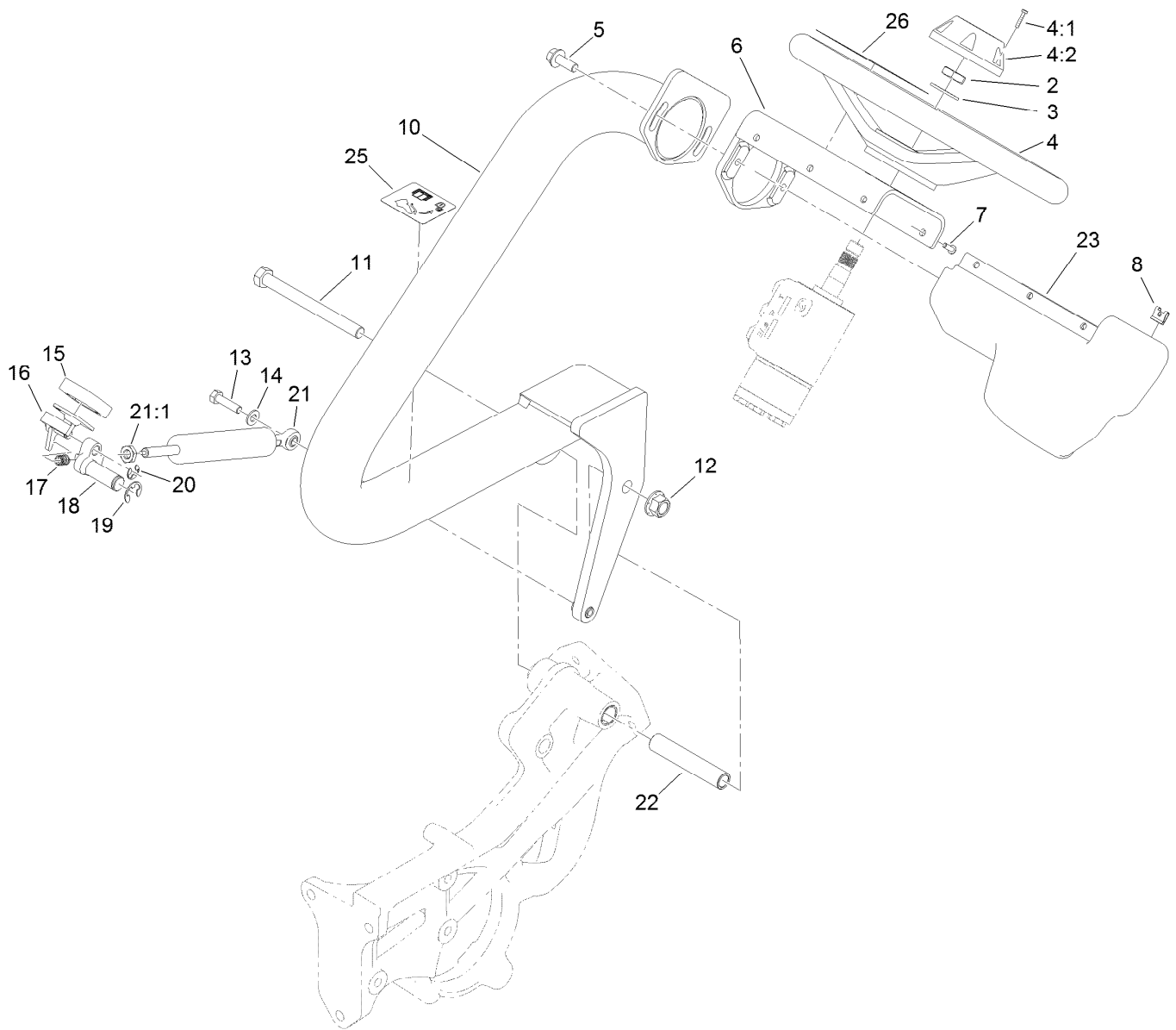
Right Hand Support Platform Assembly

<i>Ref.</i>	<i>Part Number</i>	<i>Qty.</i>	<i>Description</i>	<i>Ref.</i>	<i>Part Number</i>	<i>Qty.</i>	<i>Description</i>
1	117-9019	1	Support-Platform, RH	15	99-3545	1	Spacer
1:2	256-311	6	Bushing-Split	16	74-9110	1	Pad-Pedal, Reverse
2	119-1725-01	1	Rod-Traction	17	125-3011	1	Bracket-Mow
3	3256-1	2	Washer-Flat	18	3296-56	1	Nut-Lock, NI
4	33023-00	2	Nut-Lock	19	94-1371	1	Spacer
5	33114-016	2	Screw-HH	20	323-42	1	Screw-HH
6	94-1374	1	Trunnion-Bracket, Mow	21	3256-24	1	Washer-Flat
7	33014-00	1	Nut-Hex	22	104-8301	1	Nut-Flange, NI
8	94-1375	1	Trunnion-Bracket, Lock	23	33115-016	1	Screw-HH
9	94-3489	1	Screw-HH	24	94-1300	1	Lock-Neutral
10	117-9021	1	Bracket-Lock	25	94-1386	1	Shaft-Pedal
11	321-9	1	Screw-HH	26	2411-38	1	Joint-Ball
12	3256-22	1	Washer-Flat	27	74-9100	1	Pad-Pedal, Forward
13	33093-00	1	Washer-Flat	28	117-9507	1	Pedal-Accelerator
14	2411-41	1	Rod End-Ball Joint	29	32121-45	1	Pin-Spring



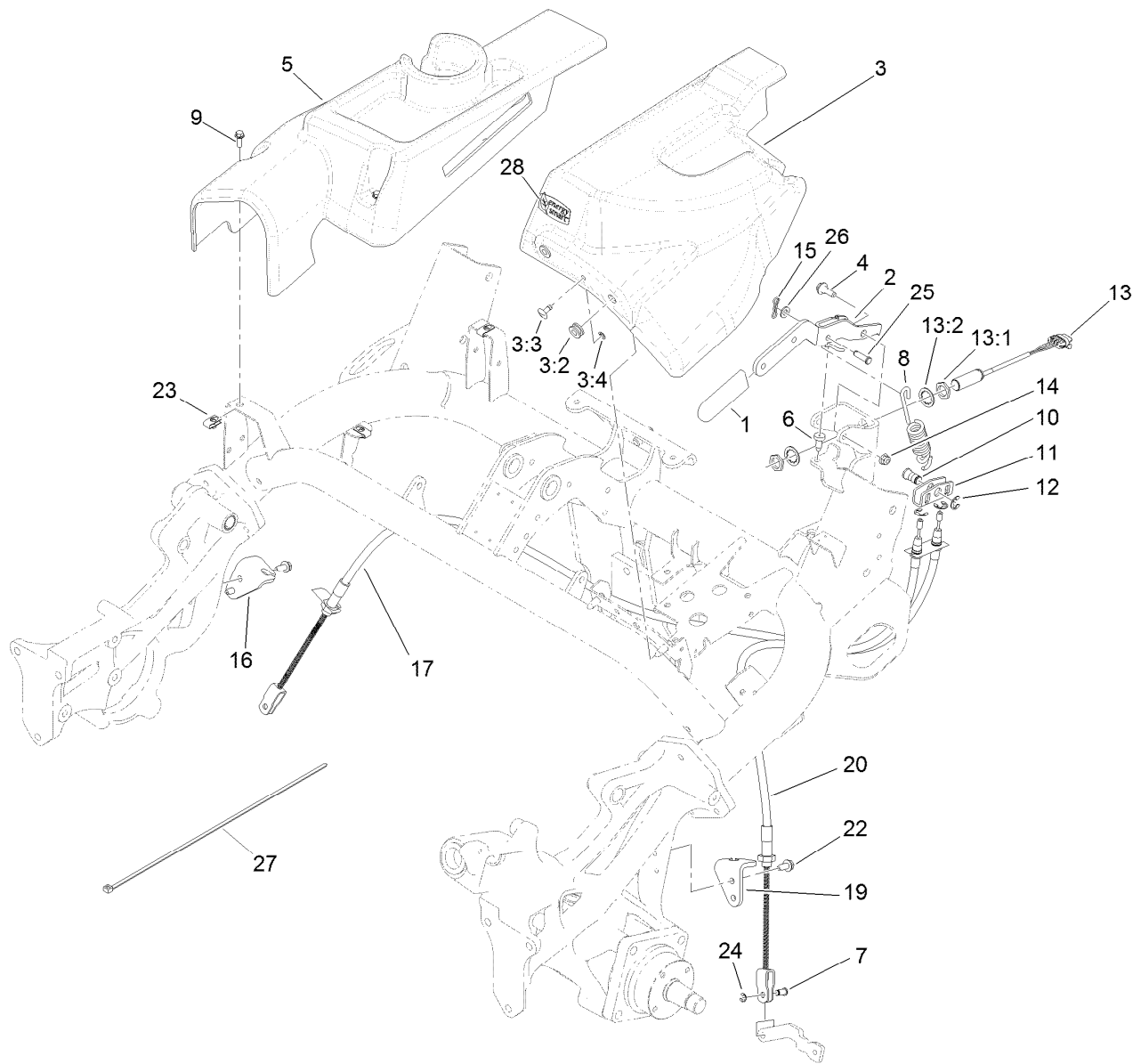
Seatbase Assembly

<i>Ref.</i>	<i>Part Number</i>	<i>Qty.</i>	<i>Description</i>	<i>Ref.</i>	<i>Part Number</i>	<i>Qty.</i>	<i>Description</i>
1	117-4440-03	1	Plate-Seat	26	115-8173	2	Decal, Service, Swedish
3	104-7201	2	Nut-Flange, NI	26	115-8174	1	Decal-Service, Italian
5	104-8300	2	Nut-Flange, NI	26	115-8175	1	Decal-Service, Portuguese
6	94-7582	2	Bolt-Shoulder	26	115-8176	1	Decal-Service, Norwegian
7	99-6810	2	Screw-HHF	26	115-8177	1	Decal-Service, Finnish
8	66-2630	1	Latch-Seat	26	115-8178	1	Decal-Service, Danish
9	68-3270	2	Bumper-Rubber	26	115-8179	1	Decal-Service, Dutch
10	104-8301	2	Nut-Flange, NI	26	115-8180	1	Decal-Service, Japanese
25	115-8203	1	Decal-Reference, Fuse (Radiator Fan)	26	119-9343	1	Decal-Aid, Quick Reference
26	115-8170	1	Decal-Service, Spanish	27	115-8156	1	Decal-Speed, Clip
26	115-8171	1	Decal-Service, French	28	117-2718	1	Decal-Arrester, Spark
26	115-8172	1	Decal-Service, German	29	120-5753	1	Strip-Foam
				30	3290-379	2	Tie-Cable



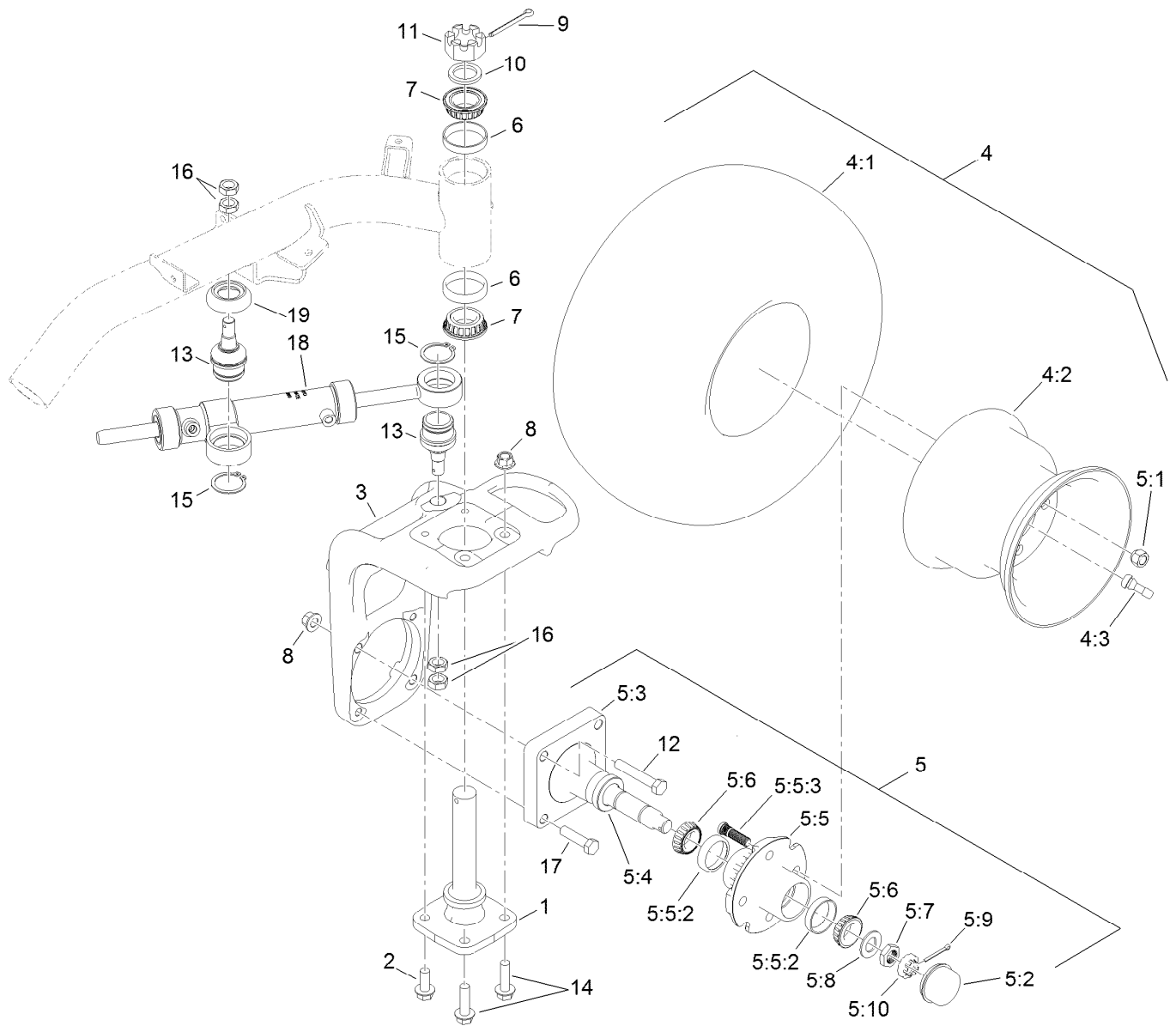
Steering Arm and Adjuster Assembly

<i>Ref.</i>	<i>Part Number</i>	<i>Qty.</i>	<i>Description</i>	<i>Ref.</i>	<i>Part Number</i>	<i>Qty.</i>	<i>Description</i>
2	3296-33	1	Nut-Lock, NI	15	74-9110	1	Pad-Pedal, Reverse
3	3256-27	1	Washer-Flat	16	117-4457	1	Lever ASM
4	75-0560	1	Steering Wheel ASM	17	106-9791	1	Spring
4:1	32144-21	1	Screw	18	117-9024	1	Lever-Pivot
4:2	68-5140	1	Cap-Wheel, Steering	19	32120-19	1	E-Ring
5	3234-42	2	Screw-HHF	20	105-7004	1	E-Ring
6	117-9346-03	1	Mount-Steering	21	125-5181	1	Cylinder-Gas
7	3274-39	6	Screw-HSBH	21:1	112-8617	1	Nut-Hex
8	3290-277	6	Nut-Speed	22	117-9002	1	Spacer
10	117-4444-01	1	Arm-Steering	23	119-9300	1	Cover-Valve, Steering
11	325-22	1	Screw-HH	25	119-9346	1	Decal-Arm, Steering
12	99-5107	1	Nut-Lock	26	121-2640	1	Decal-Danger, Ce
13	322-47	1	Screw-HH	26	121-2641	1	Decal-Danger
14	3256-23	1	Washer-Flat				



Brake Cable and Lever Assembly

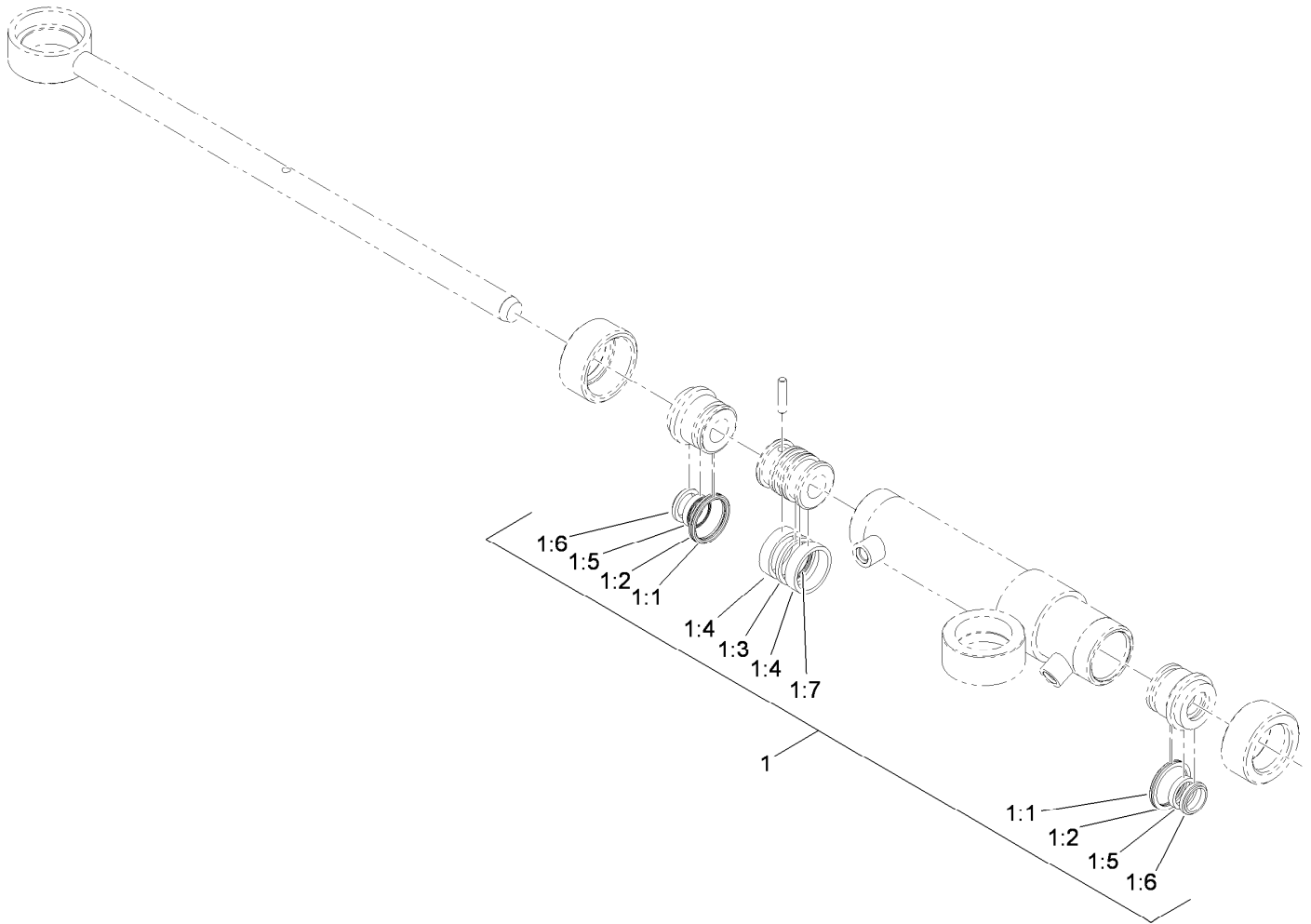
Ref.	Part Number	Qty.	Description	Ref.	Part Number	Qty.	Description
1	21-1880	1	Grip-Handle	13:1	117-3207	2	Nut-Hex
2	119-2149-03	1	Lever-Brake	13:2	117-3208	2	Washer-Lock, Internal Tooth
3	121-5868	1	LH Cover ASM	14	104-8300	2	Nut-Flange, NI
3:2	92-5972	2	Grommet-Rubber	15	119-1415	1	Pin-Cotter, Locking
3:3	119-1728	1	Stud-1/4 Turn	16	115-5787	1	Bracket-Brake Cable, RH
3:4	119-1729	1	Retainer-Stud	17	115-9412	1	Cable-Brake, RH
4	116-1297	2	Screw-Shoulder	19	114-9997	1	Bracket-Brake Cable, LH
5	119-1678	1	Cover-Side, RH	20	114-9996	1	Cable-Brake, LH
6	87-8460	1	Bumper-Rubber	22	32104-32	4	Screw-HWH
7	109-6887	2	Pin-Clevis	23	107069	3	Clip
8	119-2144	1	Spring-Extention	24	701197	2	E-Ring
9	115-5103	3	Screw-HHF	25	283-61	1	Pin-Yoke
10	119-2146	1	Pin	26	3256-23	1	Washer-Flat
11	114-9994	1	Bracket-Equalizer, Cable	27	3290-379	1	Tie-Cable
12	32120-47	3	Ring-Retaining, External	28	119-7580	1	Decal-Energy Smart
13	115-5300	1	Proximity Switch ASM				



Back Wheel Assembly

Ref.	Part Number	Qty.	Description	Ref.	Part Number	Qty.	Description
1	115-2657	1	Spindle-Steering	5:8	117-8259	1	Washer-Spindle
2	3234-38	2	Screw-HHF	5:9	3272-18	1	Pin-Cotter
3	117-4366-01	1	Base-Fork, Rear	5:10	93-0307	1	Nut-Lock, Retainer
4		1	Wheel And Tire ASM ●	6	115-9471	2	Bearing-Cup
4:1	117-9031	1	Tire	7	115-9472	2	Bearing-Cone And Seal
4:2	217-60	1	Rim	8	99-5107	4	Nut-Lock
4:3	232-27	1	Stem-Valve	9	3272-37	1	Pin-Cotter
5	119-4490	1	Wheel Spindle ASM	10	18-6320	1	Washer-Steering
5:1	242-50	4	Nut-Lug	11	32136-9	1	Nut-Hex, Slotted
5:2	241-119	1	Cap-Dust	12	325-12	2	Screw-HH
5:3	112-7173	1	Spindle	13	117-9875	2	Joint-Ball
5:4	112-1690	1	Seal-Oil	14	3234-22	2	Screw-HHF
5:5	117-9093	1	Hub ASM	15	32151-104	2	Ring-Retaining, External
5:5:2	254-72	2	Bearing-Cup, Tapered	16	3220-6	4	Nut-Jam
5:5:3	114-3918	4	Stud-Wheel	17	325-8	2	Screw-HH
5:6	254-94	2	Bearing-Cone, Tapered	18	117-4480	1	HYD Cylinder ASM
5:7	117-8260	1	Nut	19	120-2026	1	Spacer-Cylinder

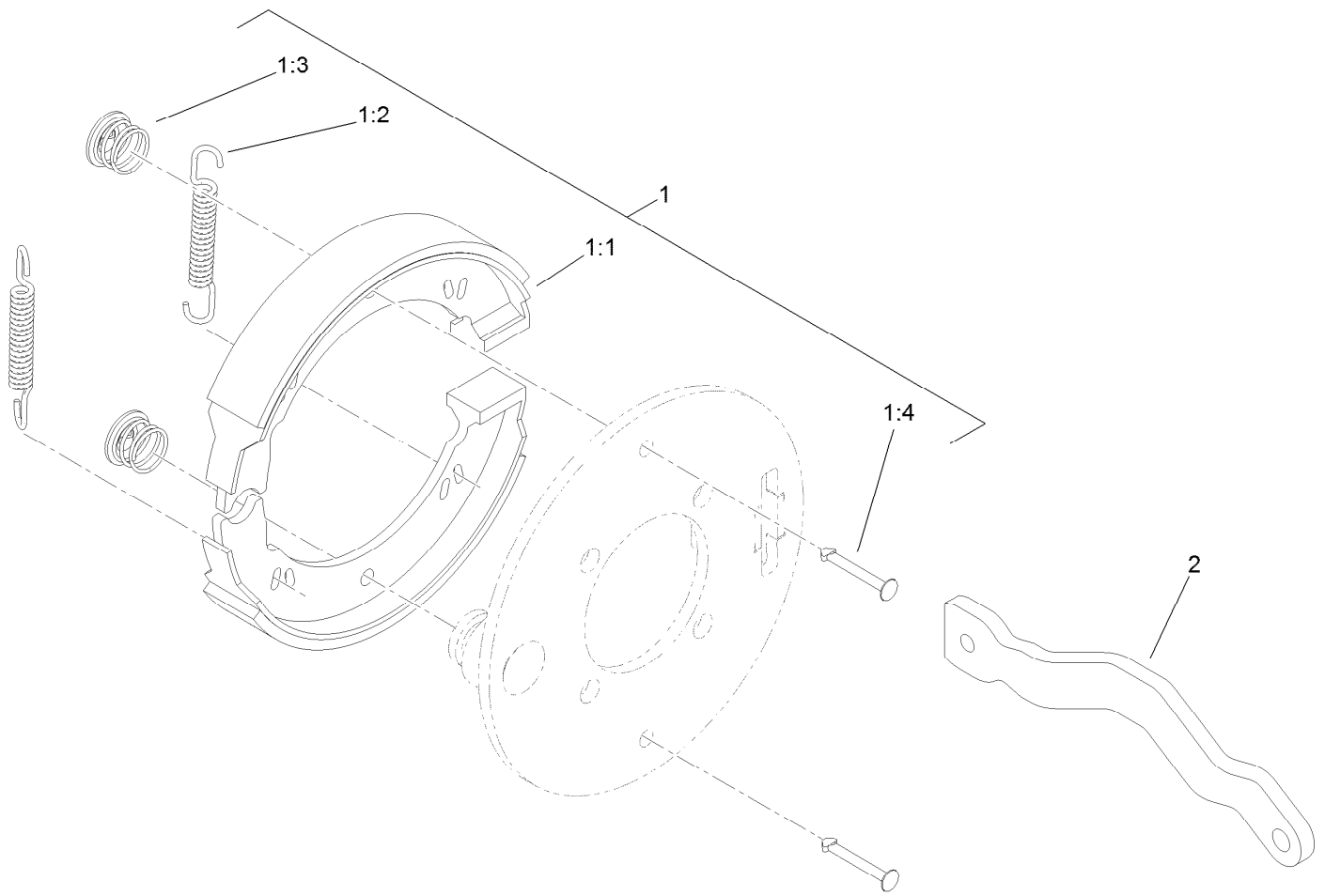
● Not serviced separately



Hydraulic Cylinder Assembly No. 117-4480

Ref.	Part Number	Qty.	Description
1	119-7124	1	Kit-Seal
1:1		2	O-Ring ●
1:2		2	Ring-Backup ●
1:3		1	Seal-Psp ●
1:4		2	Ring-Wear ●
1:5		2	Seal-Bs ●
1:6		2	Seal-Dust ●
1:7		1	O-Ring ●

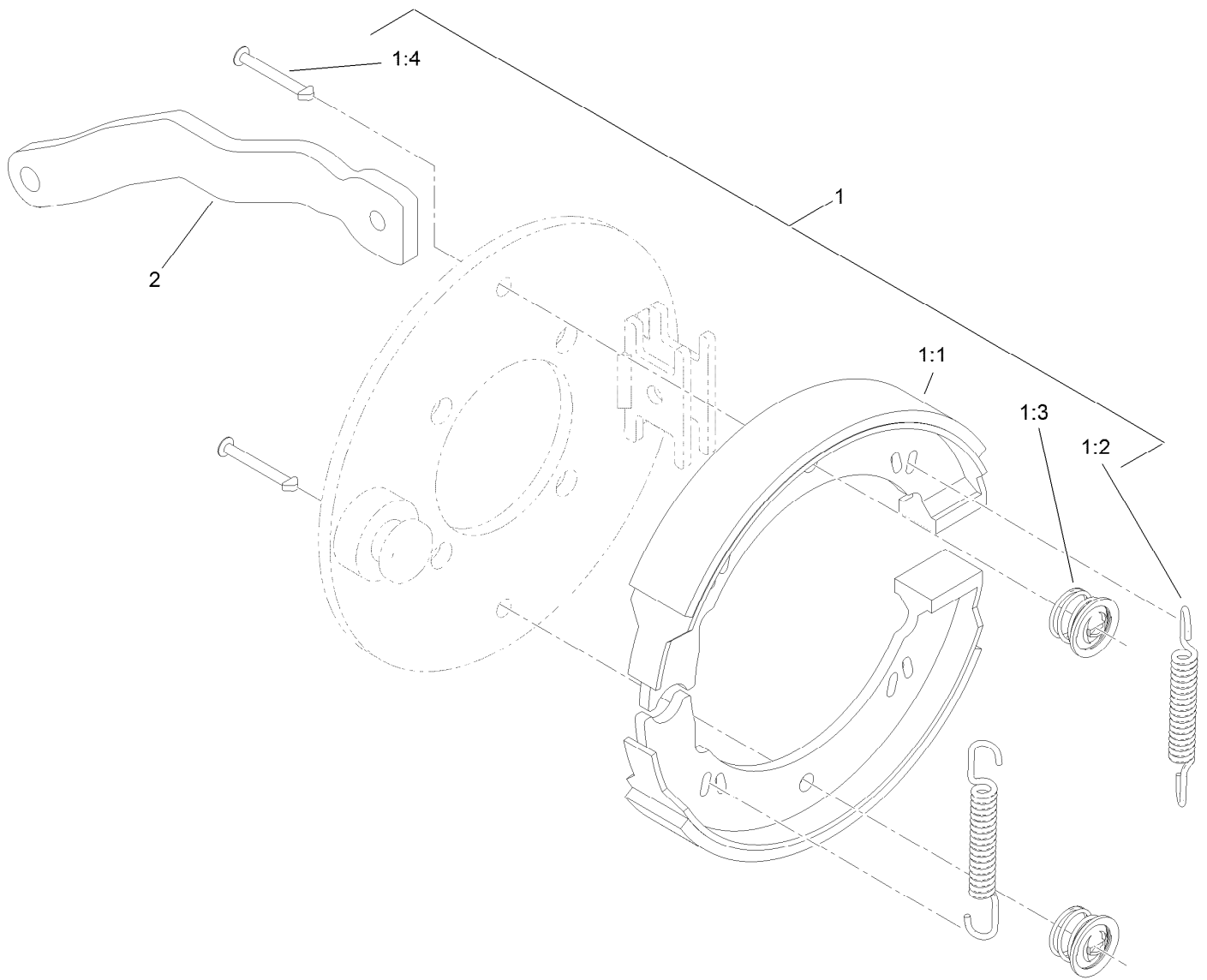
● Not serviced separately



Right Hand Brake Assembly No. 115-9441

Ref.	Part Number	Qty.	Description
1	119-7136	1	Kit-Brake
1:1		2	Shoe-Brake ●
1:2		2	Spring ●
1:3		2	Clip ●
1:4		2	Pin-Retainer ●
2	115-5789	1	Lever-Brake, RH

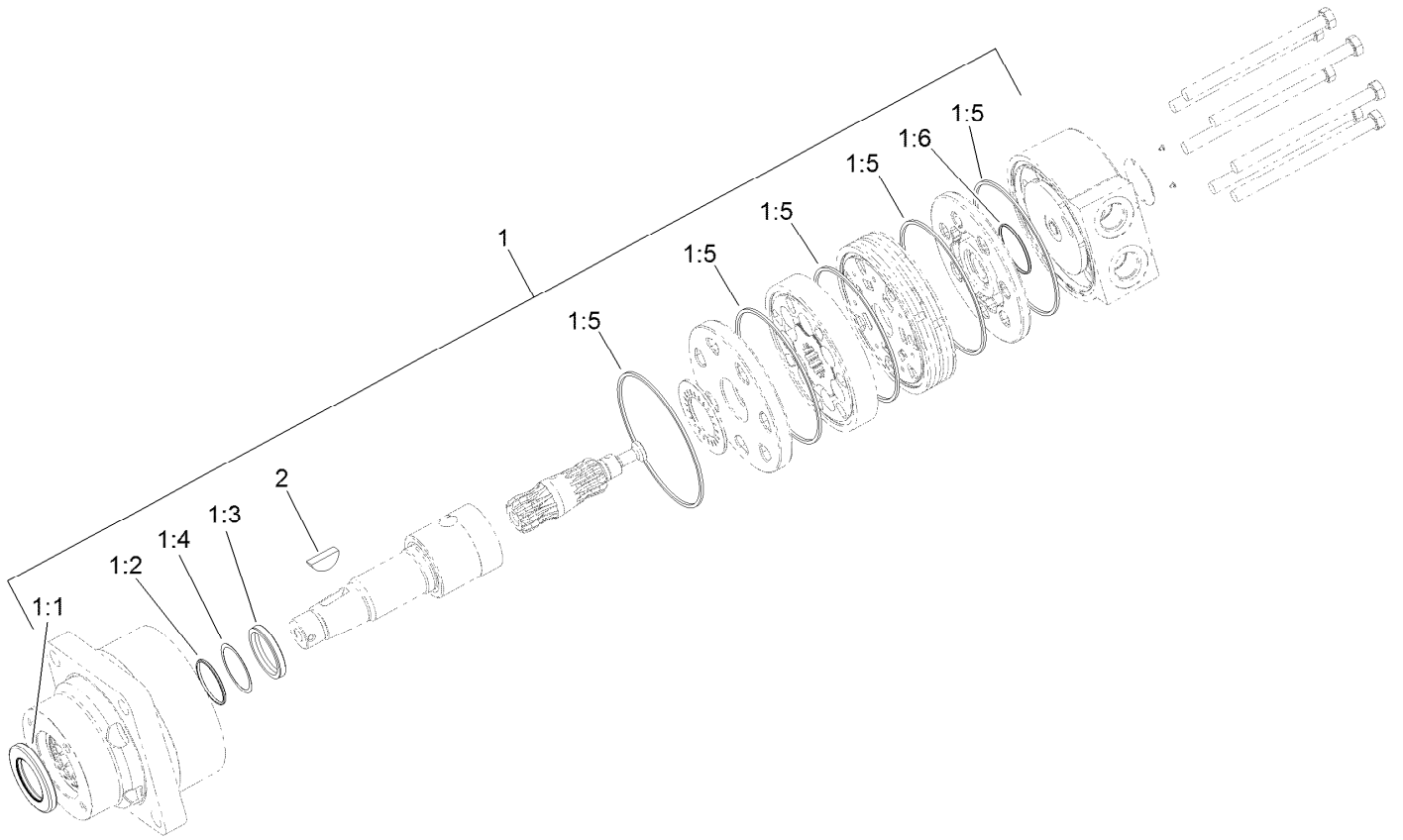
● Not serviced separately



Left Hand Brake Assembly No. 115-9440

Ref.	Part Number	Qty.	Description
1	119-7136	1	Kit-Brake
1:1		2	Shoe-Brake ●
1:2		2	Spring ●
1:3		2	Clip ●
1:4		2	Pin-Retainer ●
2	115-2664	1	Lever-Brake, LH

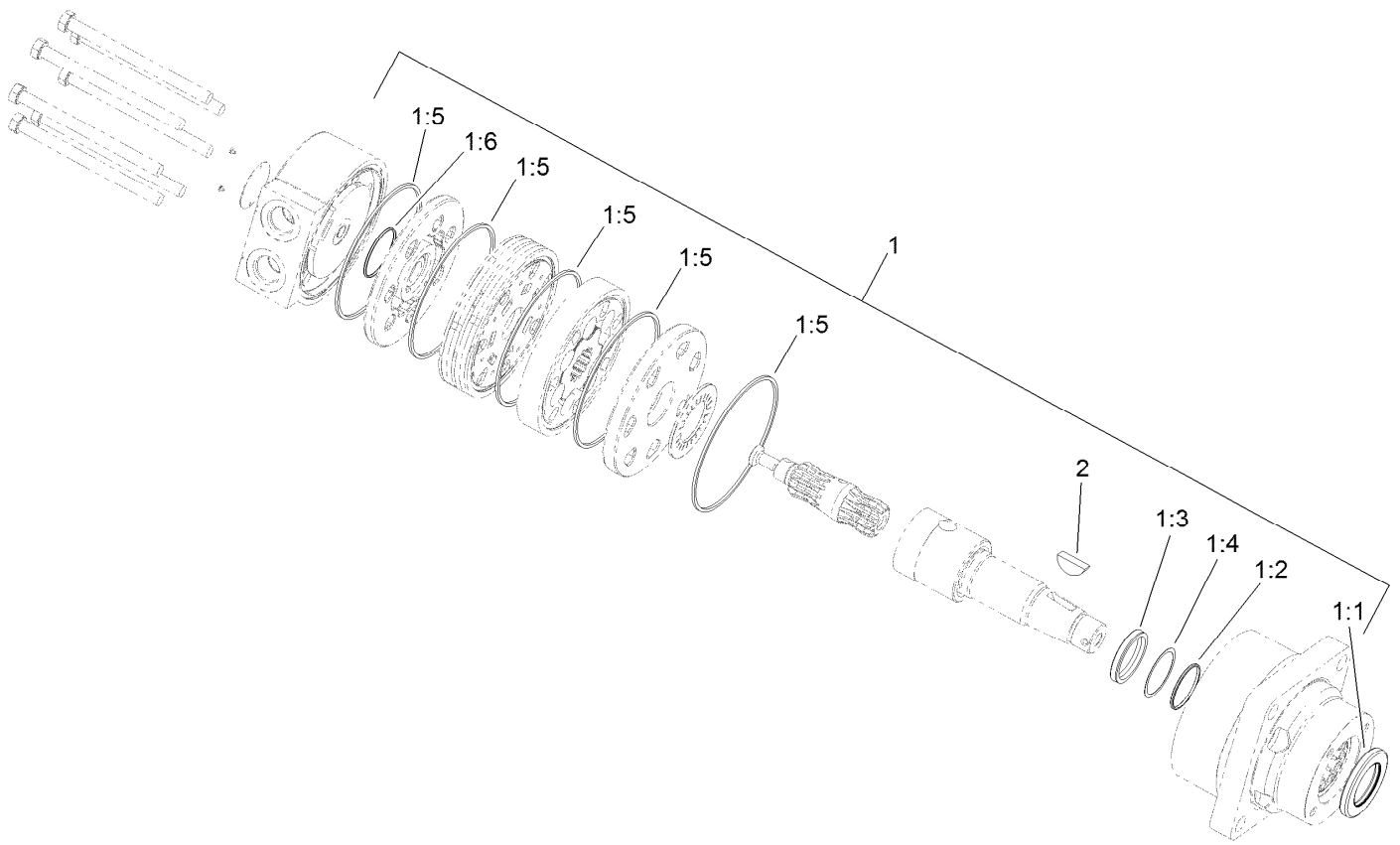
● Not serviced separately



Right Hand Wheel Motor Assembly No. 117-4302

Ref.	Part Number	Qty.	Description
1	94-8178	1	Seal Kit
1:1		1	Seal-Dirt And Water ●
1:2		1	Backup-Ring ●
1:3		1	Seal-Shaft ●
1:4		1	Washer-Backup ●
1:5		5	Seal-Square, Ring (Inner) ●
1:6		1	Seal-Commutator ●
2	3257-42	1	Key-Woodruff

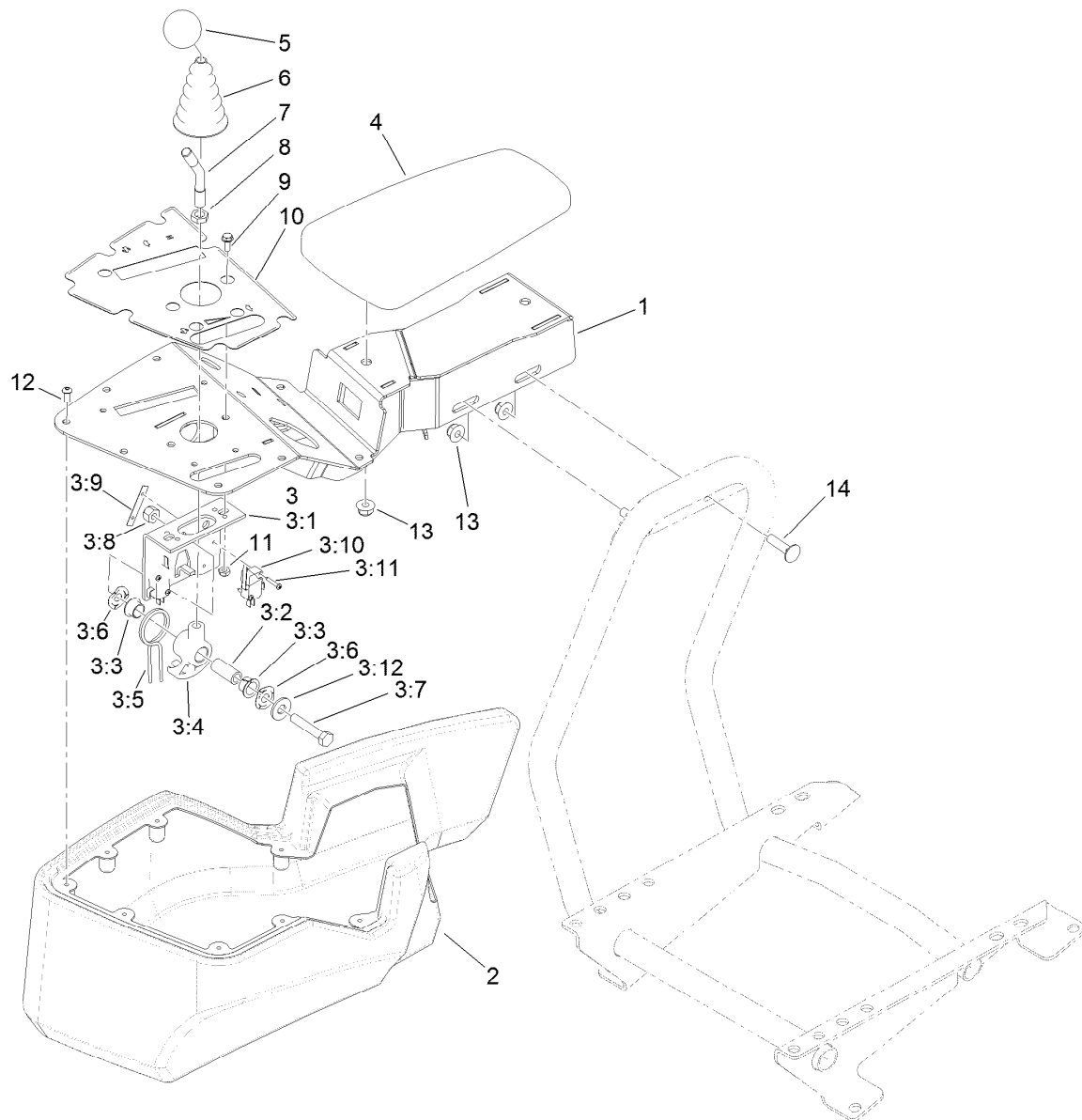
● Not serviced separately



Left Hand Wheel Motor Assembly No. 117-4303

<i>Ref.</i>	<i>Part Number</i>	<i>Qty.</i>	<i>Description</i>
1	94-8178	1	Seal Kit
1:1		1	Seal-Dirt And Water ●
1:2		1	Backup-Ring ●
1:3		1	Seal-Shaft ●
1:4		1	Washer-Backup ●
1:5		5	Seal-Square, Ring (Inner) ●
1:6		1	Seal-Commutator ●
2	3257-42	1	Key-Woodruff

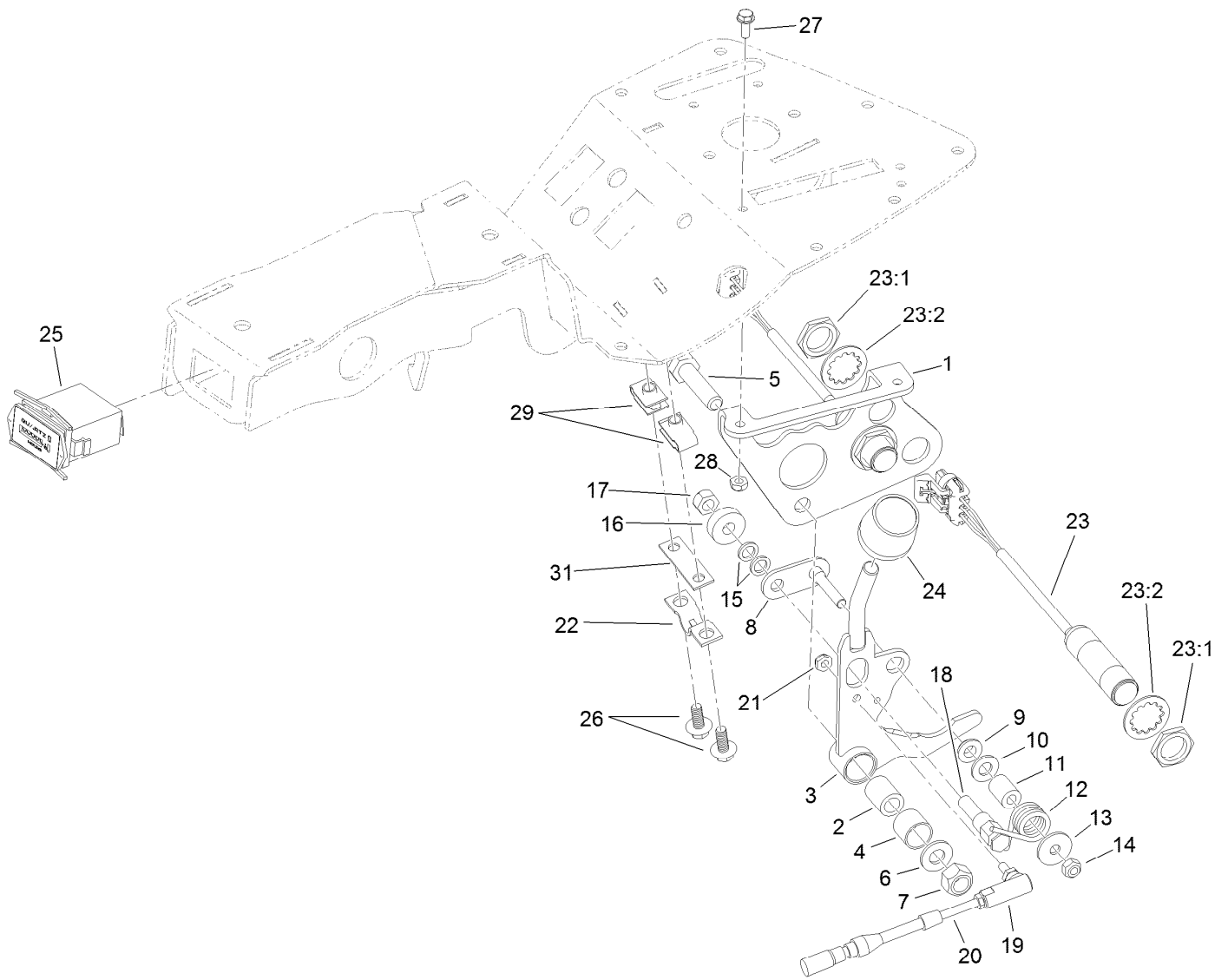
● Not serviced separately



Console and Reel Control Assembly

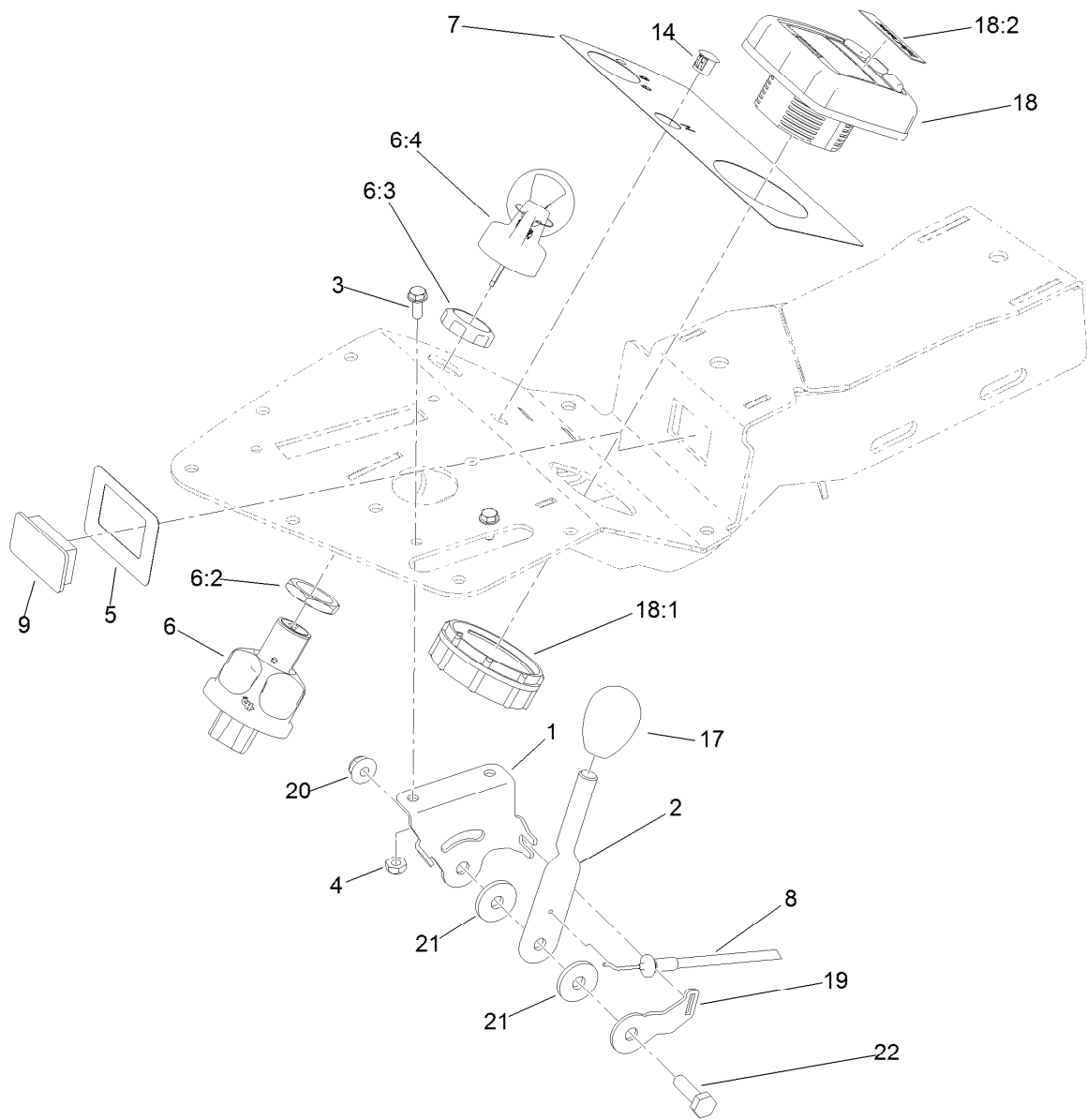
Ref.	Part Number	Qty.	Description
1	120-2048-03	1	Console
2	121-5152	1	Cover-Console
3	106-4167	1	Joystick Bracket ASM
3:1	115-5357-03	1	Bracket-Joystick
3:2	106-4192	1	Spacer
3:3	93-5547	2	Bushing-Nylon
3:4	105-7507	1	Hub-Pivot, Joystick
3:5	105-8289	1	Spring-Torsion
3:6	106-4193	2	Washer-Finger, Spring
3:7	322-9	1	Screw-HH
3:8	3296-29	1	Nut-Lock, NI
3:9	3290-354	2	Nut-Speed
3:10	108-6496	2	Switch (W/Boot)

Ref.	Part Number	Qty.	Description
3:11	95-3003	4	Screw-PPHTF
3:12	3256-3	1	Washer-Flat
4	108-7602	1	Rest-Arm
5	120-9752	1	Knob-Round, Yellow
6	93-5961	1	Boot-Lever
7	121-6681	1	Stem-Joystick
8	3218-3	1	Nut-Jam
9	3290-321	2	Screw-HWH
10	121-5169	1	Decal-Console
11	3296-12	2	Nut-Lock, NI
12	115-9830	8	Screw-HSBH
13	104-8300	4	Nut-Flange, NI
14	3230-3	2	Screw-CARR



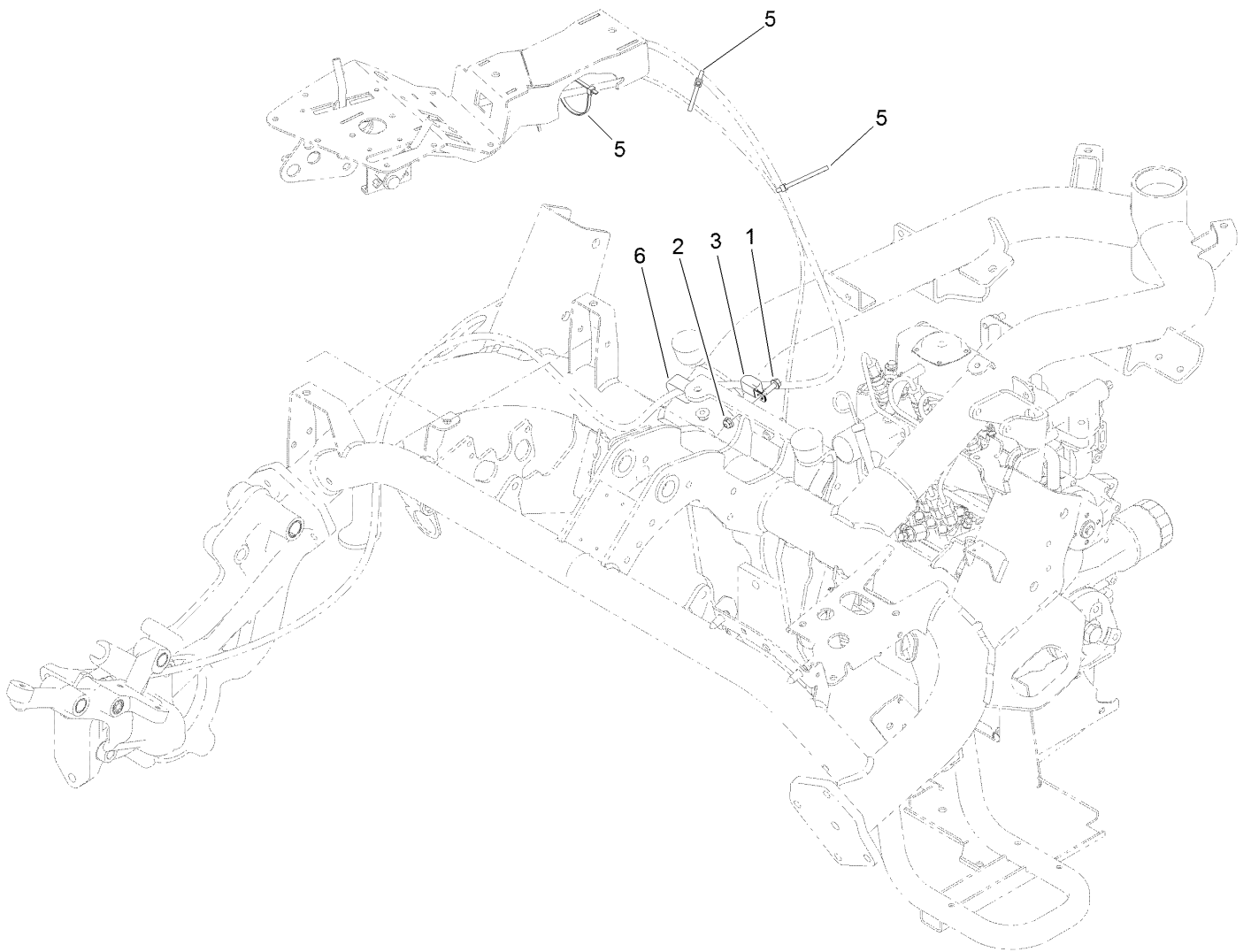
Traction Interface Control Assembly

Ref.	Part Number	Qty.	Description	Ref.	Part Number	Qty.	Description
1	115-9774-03	1	Bracket-Function, Lever	17	33024-00	1	Nut-Lock, NI
2	94-1378	1	Tube-Pivot, Handle	18	94-9617	1	Pin-Spring
3	115-9772	1	Handle ASM	19	2411-38	1	Joint-Ball
4	256-311	1	Bushing-Split	20	115-8247	1	Cable-Lock, Neutral
5	33115-040	1	Screw-HH	21	3296-27	1	Nut-Lock, NI
6	3256-24	1	Washer-Flat	22	93-2279	1	Clamp-Cable
7	33025-00	1	Nut-Lock, NI	23	115-5300	2	Proximity Switch ASM
8	120-3198	1	Roller-Pivot	23:1	117-3207	2	Nut-Hex
9	94-9619	1	Bushing	23:2	117-3208	2	Washer-Lock, Internal Tooth
10	3256-23	1	Washer-Flat	24	120-9753	1	Knob-Cylindrical, Orange
11	94-9618	1	Spacer-Spring	25	1-513374	1	Meter-Hour
12	94-9620	1	Spring-Torsion	26	99-6810	2	Screw-HHF
13	3256-67	1	Washer-Flat	27	3290-321	2	Screw-HWH
14	33023-00	1	Nut-Lock	28	3296-12	2	Nut-Lock, NI
15	75-5470	2	Spacer-Bearing	29	107069	2	Clip
16	251-259	1	Bearing-Ball	31	125-5653	1	Shim



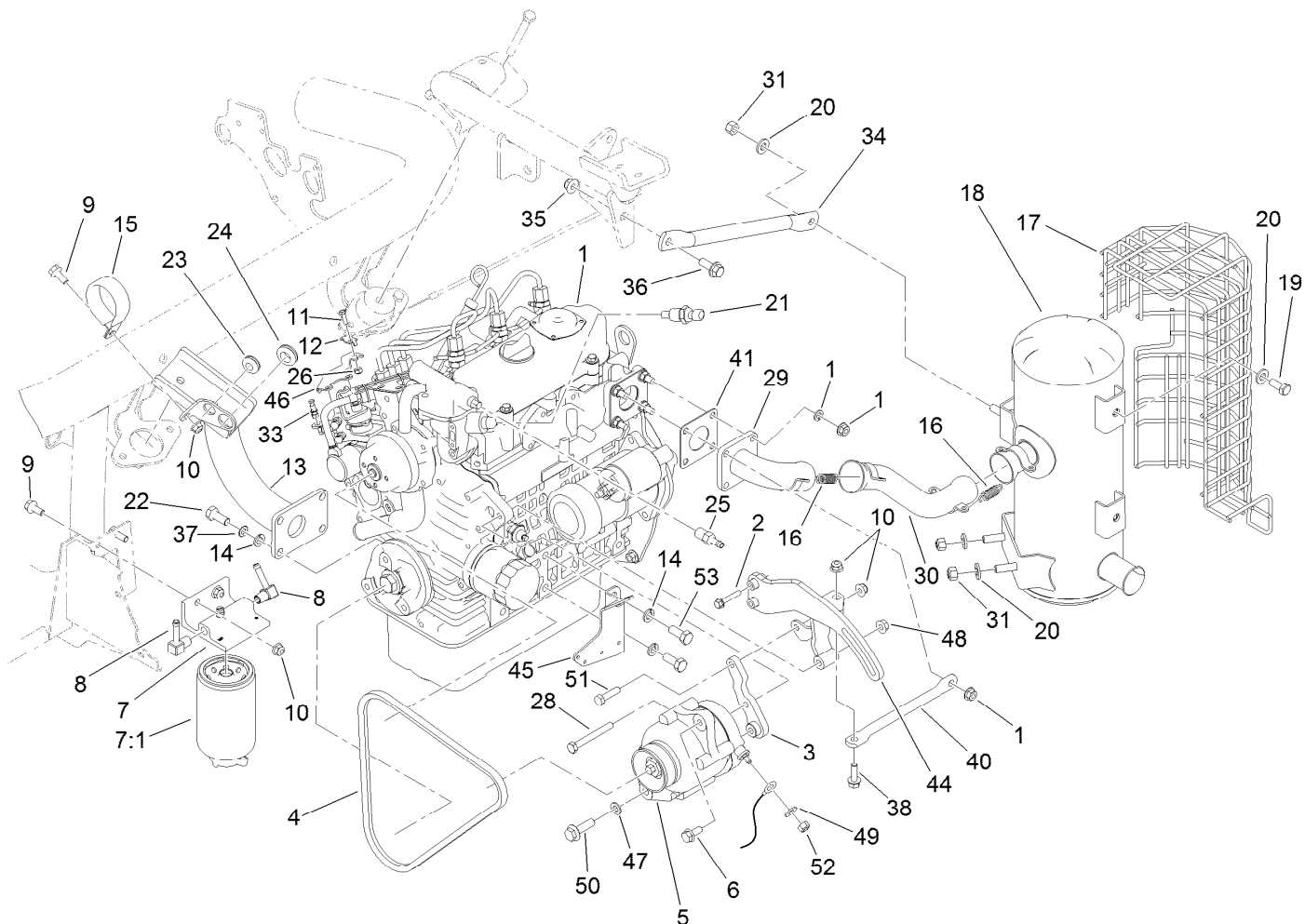
Ignition, Throttle and Choke Control Assembly

<i>Ref.</i>	<i>Part Number</i>	<i>Qty.</i>	<i>Description</i>	<i>Ref.</i>	<i>Part Number</i>	<i>Qty.</i>	<i>Description</i>
1	125-3013	1	Bracket-Throttle	9	99-7420	1	Plug-Hole
2	125-3014	1	Lever-Throttle	14	104-9368	1	Plug-Dome
3	3290-321	2	Screw-HWH	17	120-9751	1	Knob-Oval, Black
4	3296-12	2	Nut-Lock, NI	18	120-6310	1	Lcd Display ASM
5	121-5172	1	Decal-Lights, Console	18:1	120-4630	1	Nut-Display
6	121-5159	1	Ignition Switch ASM	18:2	120-6311	1	Decal-Display
6:2	121-5160	1	Nut-Hex	19	125-3015	1	Bracket-Clamp, Cable
6:3	121-5161	1	Nut-Face	20	104-7201	1	Nut-Flange, NI
6:4	121-5162	1	Ignition Key Set	21	66-2921	2	Washer-Friction
7	121-5171	1	Decal-Console	22	321-5	1	Screw-HH
8	125-3017	1	Cable-Throttle				



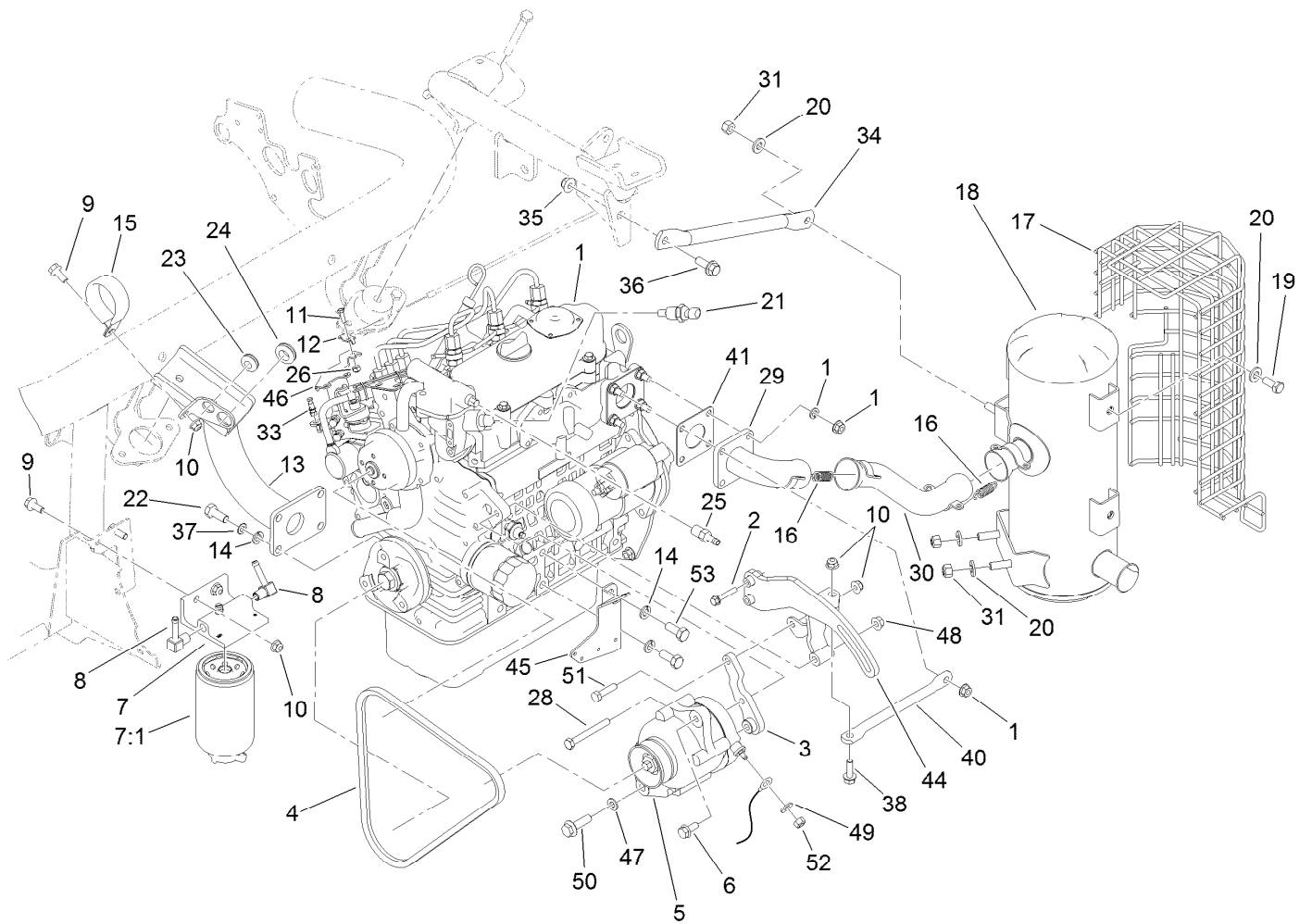
Console Cable Routing Assembly

<i>Ref.</i>	<i>Part Number</i>	<i>Qty.</i>	<i>Description</i>
1	115-5103	1	Screw-HHF
2	104-7201	1	Nut-Flange, NI
3	119-8153	1	Clamp-R, Double Tube
5	3290-379	4	Tie-Cable
6	120-1959	1	Clamp-R, Double



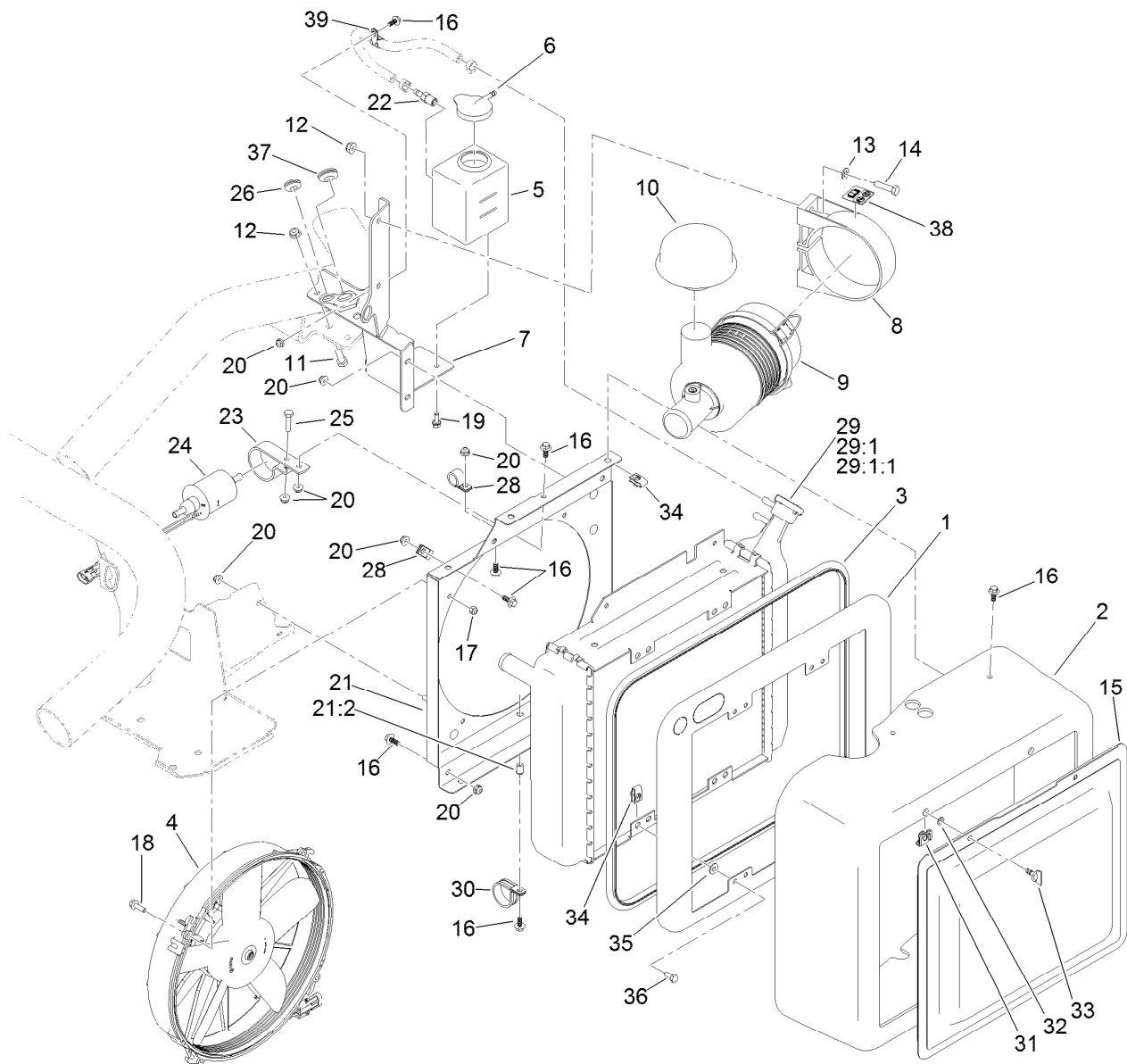
Engine and Exhaust Assembly

Ref.	Part Number	Qty.	Description	Ref.	Part Number	Qty.	Description
1	119-2141	1	Engine ASM	21	119-4478	1	Sender-Temperature
2	33103-035	2	Screw-HHF	22	43-0090	4	Screw-HH
3	119-4428-03	1	Bracket-Alternator	23	1-633630	1	Grommet
4	119-4486	1	Belt-V, Fan	24	237-124	2	Grommet
5	117-5541	1	60 Amp Alternator ASM	25	353-783	1	Fitting-Straight
6	33104-020	1	Screw-HHF	26	3296-2	1	Nut-Lock, NI
7	110-9044	1	Separator-Filter	28	119-8194	1	Screw-HH
7:1	110-9049	1	Filter-Spin On	29	114-8009	1	Exhaust Plate ASM
8	353-707	2	Fitting-HYD, 90 DEG	30	114-8013	1	Exhaust Pipe ASM
9	3234-47	2	Screw-HHF	31	32152-2	4	Nut-Lock, Cone
10	104-8300	5	Nut-Flange, NI	33	108-5928	1	Swivel-Stop, Cable
11	3290-134	1	Screw	34	120-1956-03	1	Tube-Brace
12	613385	1	Clamp-Cable	35	104-8301	1	Nut-Flange, NI
13	119-2128-03	1	Support-Engine	36	3234-42	1	Screw-HHF
14	42-9600	6	Washer-Lock, Spring	37	3255-8	1	Washer-Lock
15	115-9469	1	Clamp-R	38	3234-29	2	Screw-HHF
16	104-6478	4	Spring-Extension	40	120-1961-03	1	Tube-Brace
17	115-8718-03	1	Shield-Muffler	41	99-8343	1	Gasket-Muffler
18	120-1950	1	Muffler ASM	44	119-8182-03	1	Bracket-Alternator
19	323-5	4	Screw-HH	45	120-1964-03	1	Bracket-Harness
20	100-4852	8	Washer-Hardened	46	125-3016	1	Bracket-Support, Throttle



Engine and Exhaust Assembly (continued)

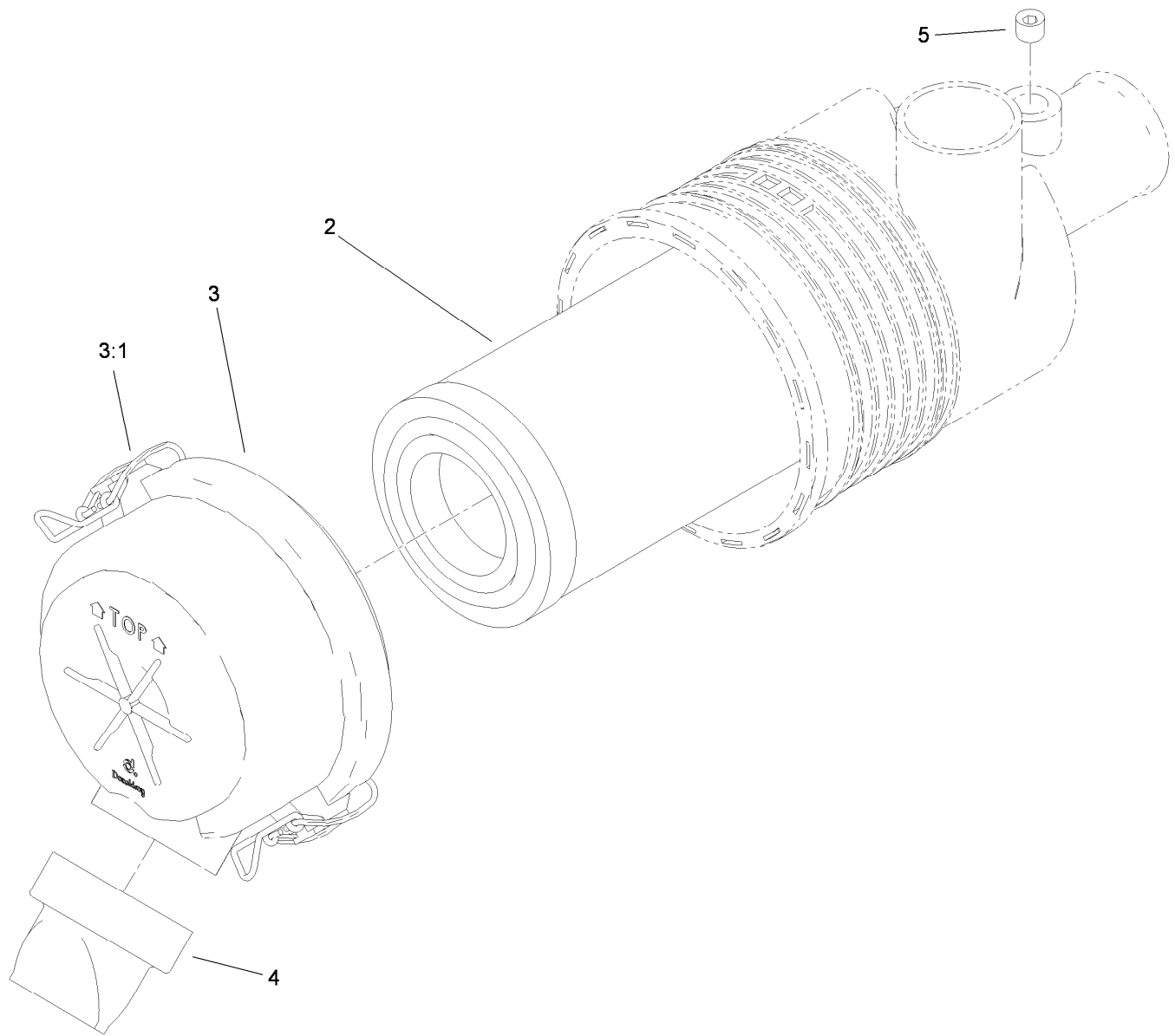
<i>Ref.</i>	<i>Part Number</i>	<i>Qty.</i>	<i>Description</i>	<i>Ref.</i>	<i>Part Number</i>	<i>Qty.</i>	<i>Description</i>
47	3256-23	1	Washer-Flat	51	322-6	1	Screw-HH
48	33004-00	1	Nut-HF	52	33013-00	1	Nut-Hex
49	3256-2	1	Washer-Flat	53	63-7790	2	Screw-Cap
50	33105-035	1	Screw-HHF				



Radiator, Fuel Pump and Air Cleaner Assembly

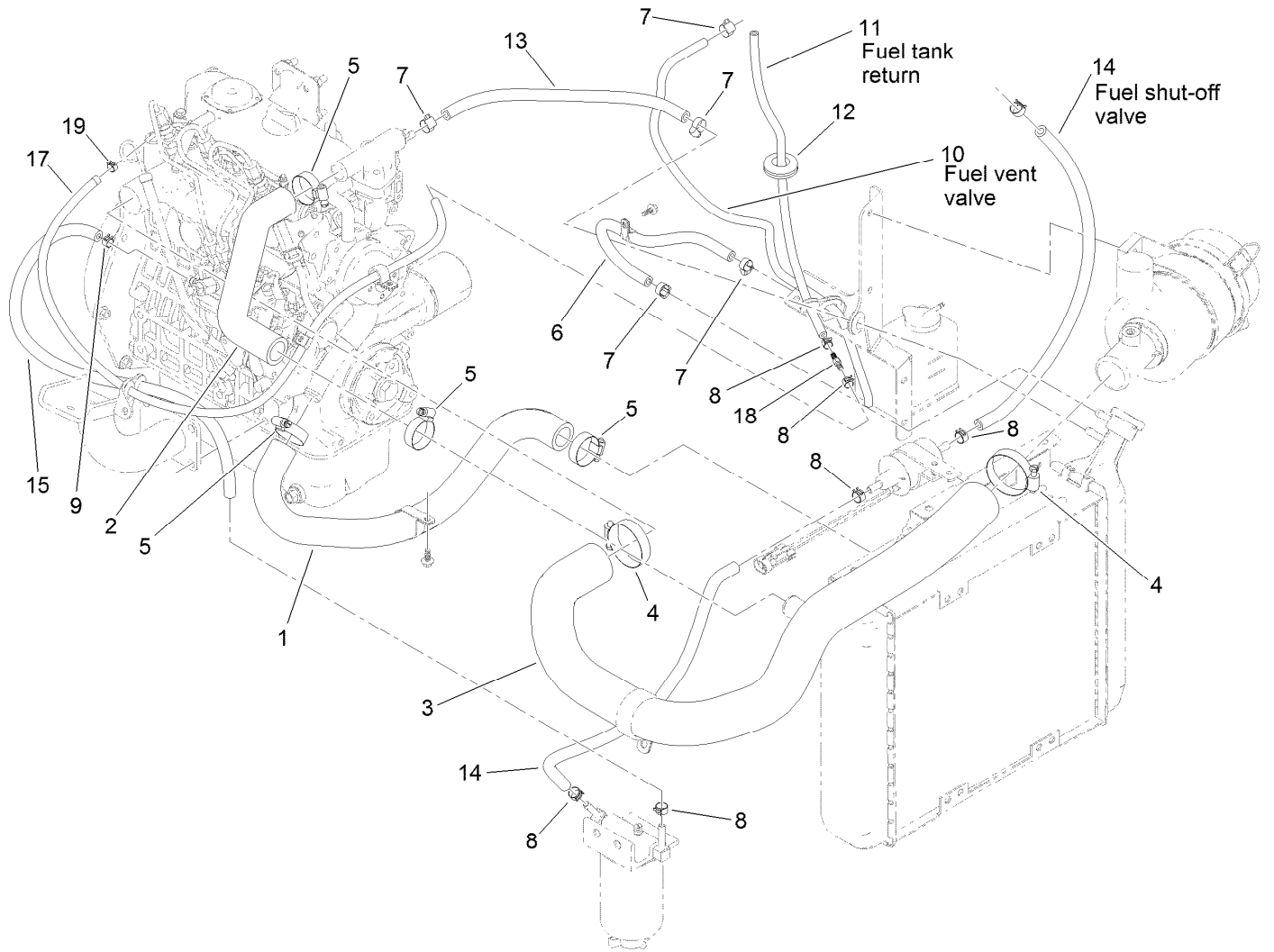
Ref.	Part Number	Qty.	Description
1	117-9307-03	1	Panel-Seal, Radiator
2	117-9296	1	Shroud-Radiator
3	117-9308	1	Trim-Seal
4	115-5765	1	Fan
5	120-5260	1	Tank-Overflow
6	1-643164	1	Cap-Tank, Overflow
7	120-2021-03	1	Bracket-Cleaner, Air
8	95-5806	1	Bracket-Mounting
9	95-5805	1	Air Cleaner ASM
10	46-7510	1	Hood-Inlet, Air
11	322-4	2	Screw-HH
12	104-8300	4	Nut-Flange, NI
13	3256-23	2	Washer-Flat
14	322-6	2	Screw-HH
15	117-9311-03	1	Screen
16	99-6810	13	Screw-HHF
17	110-8451	4	Nut-Hex, NI
18	33103-020	4	Screw-HHF
19	3234-33	2	Screw-HHF
20	104-7201	13	Nut-Flange, NI
21	119-9038	1	Shroud ASM

Ref.	Part Number	Qty.	Description
21:2	32117-2	1	Insert-Threaded
22	353-783	1	Fitting-Straight
23	110-8817	1	Bracket-Pump, Fuel
24	110-8806	1	Pump-Fuel
25	321-7	1	Screw-HH
26	1-633630	1	Grommet
28	2412-87	2	Clamp-Cable
29	117-9860	1	Radiator
29:1	115-7766	1	Cap-Radiator
29:1:1	106-6755	1	Decal-Cap, Radiator
30	119-9037	1	Clamp-R
31	119-1730	2	Receptacle-Clip, Mini
32	119-1729	2	Retainer-Stud
33	120-1957	2	Stud-Rapier
34	107069	8	Clip
35	3256-22	4	Washer-Flat
36	321-3	4	Screw-HH
37	237-124	1	Grommet
38	115-8155	1	Decal-Warning
39	2412-134	1	Clamp-R



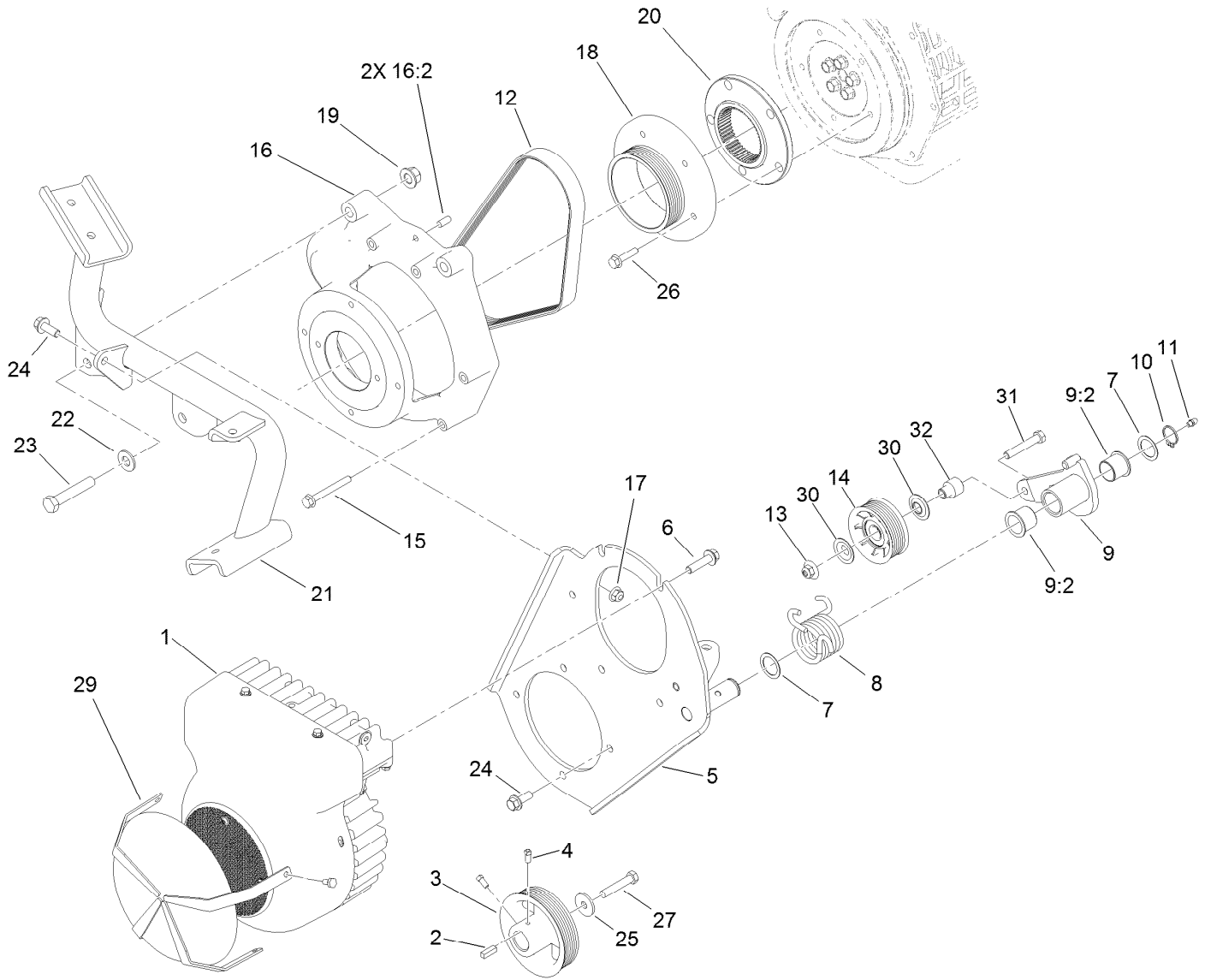
Air Cleaner Assembly No. 95-5805

<i>Ref.</i>	<i>Part Number</i>	<i>Qty.</i>	<i>Description</i>
2	108-3811	1	Filter-Air
3	94-3652	1	Cover ASM
3:1	1-643283	2	Latch-Cleaner, Air
4	87-9400	1	Valve-Vacuator
5	285-17	1	Plug-Pipe



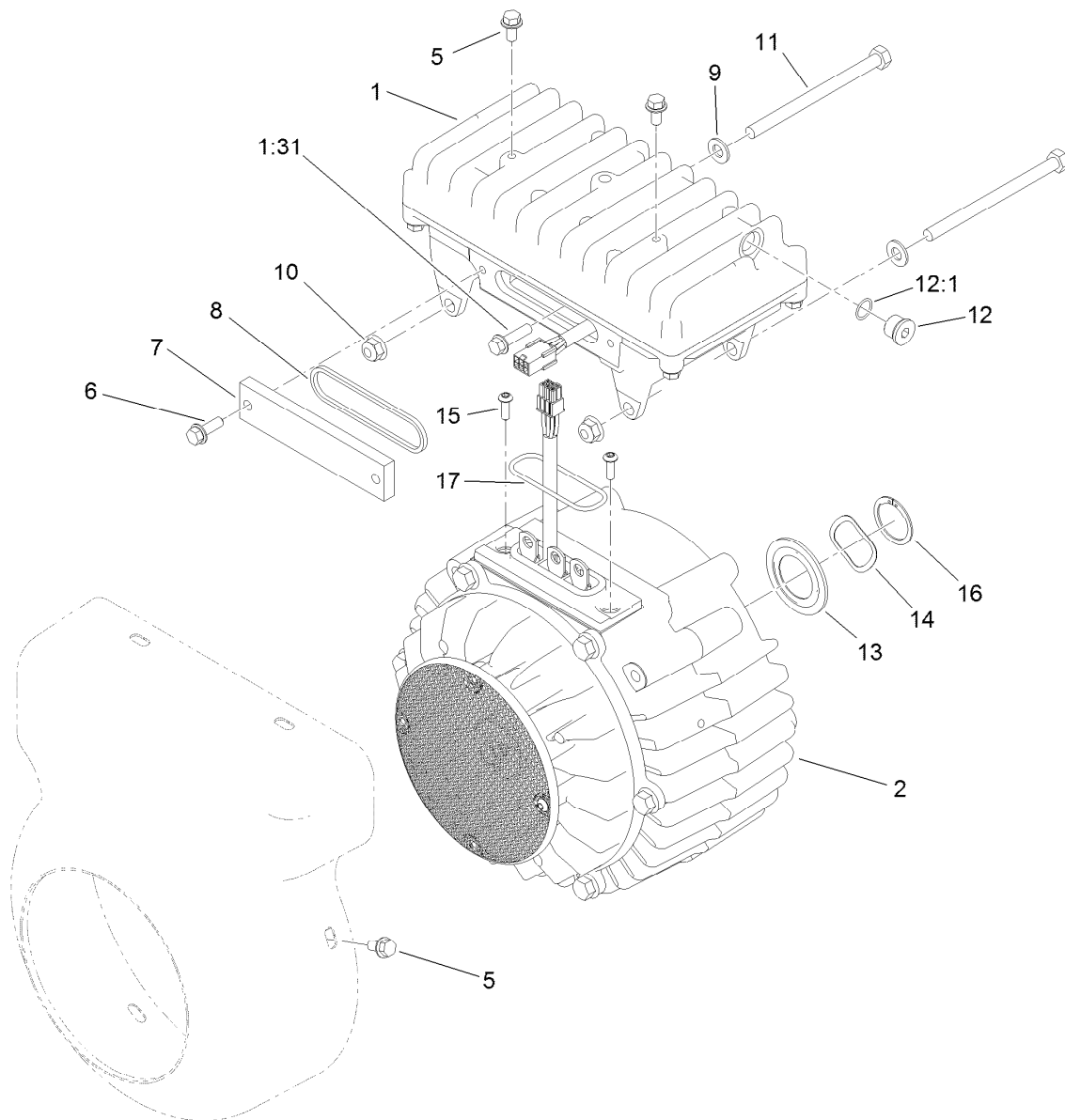
Radiator, Air Hose and Fuel Line Assembly

<i>Ref.</i>	<i>Part Number</i>	<i>Qty.</i>	<i>Description</i>	<i>Ref.</i>	<i>Part Number</i>	<i>Qty.</i>	<i>Description</i>
1	117-9268	1	Hose-Radiator, Lower	10	119-6074	1	Hose-Fuel
2	117-9261	1	Hose-Radiator, Upper	11	119-8150	1	Hose-Fuel
3	117-4481	1	Hose-Air	12	240-4	1	Grommet-Rubber
4	2412-92	2	Clamp-Hose	13	119-8136	1	Hose-Fuel
5	2412-34	4	Clamp-Hose	14	110-4109	2	Hose-Fuel
6	110-4113	1	Hose-Fuel	15	110-6187	1	Hose-Fuel
7	2412-108	5	Clamp-Worm	17	119-3517	1	Hose-Fuel
8	92-2379	6	Clamp-Hose	18	120-1996	1	Splicer-Hose, Barbed
9	2412-146	3	Clamp-Hose	19	2412-80	1	Clamp-Hose



Generator and Engine Frame Assembly

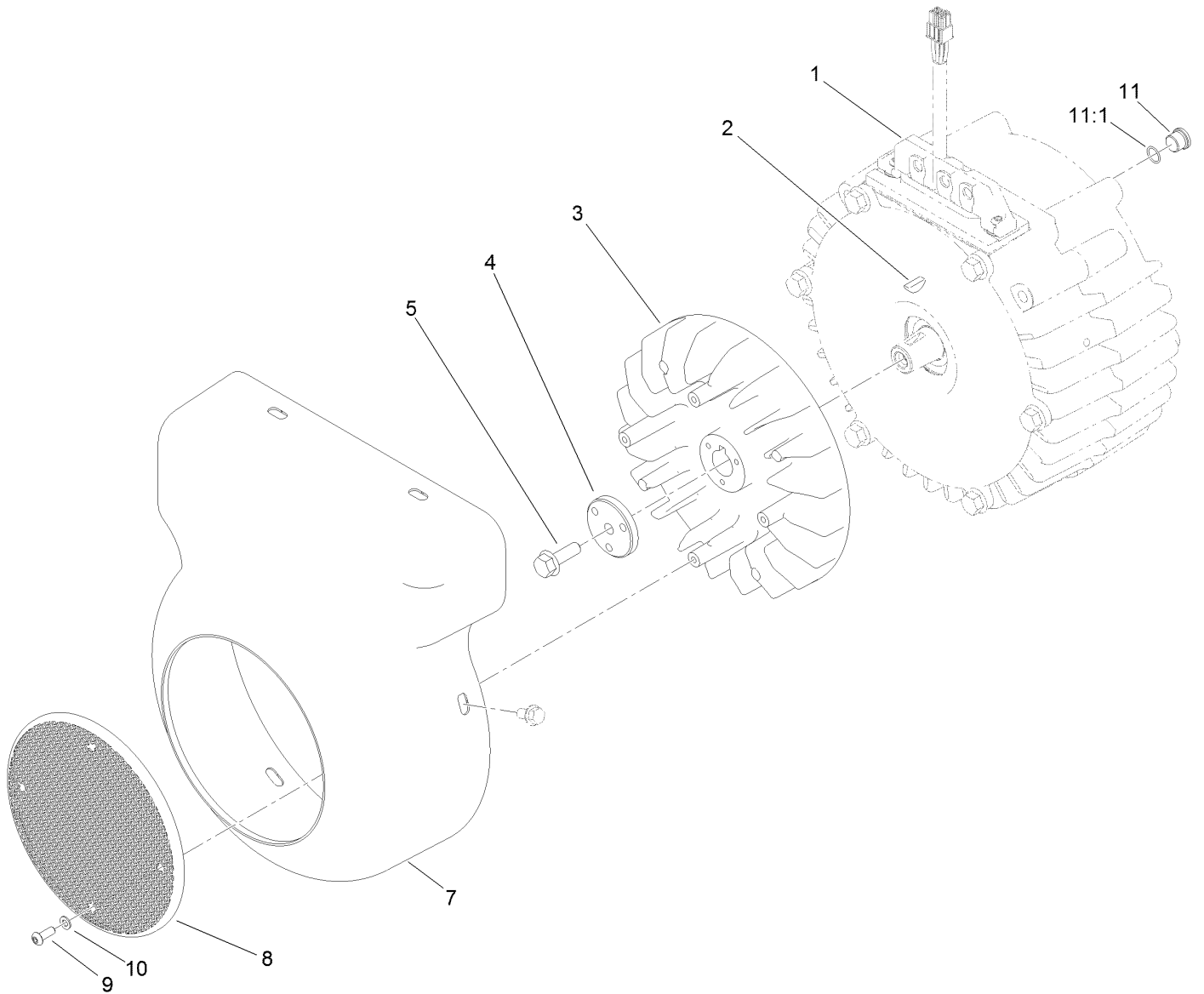
Ref.	Part Number	Qty.	Description	Ref.	Part Number	Qty.	Description
1	117-8185	1	Generator/Controller ASM	16:2	87-1910	2	Pin-Dowel
2	10-7070	1	Key-Square	17	104-8301	5	Nut-Flange, NI
3	117-9295	1	Pulley-Generator	18	117-4458	1	Pulley-Engine, Diesel
4	3241-7	2	Screw-SQH	19	99-5107	2	Nut-Lock
5	117-9293-03	1	Plate-Generator	20	115-8727	1	Flange-Coupling
6	114-4681	5	Screw-HHF	21	119-2131-03	1	Mount-Rear, Engine
7	74-1810	2	Washer	22	87-7270	2	Washer-Thrust
8	117-9342	1	Spring-Torsion	23	325-11	2	Screw-HH
9	117-9294	1	Idler Bracket ASM	24	3234-42	6	Screw-HHF
9:2	99-3631	2	Bushing-Flange	25	63-8410	1	Washer
10	32151-36	1	Ring-Retaining	26	33104-030	5	Screw-HHF
11	302-5	1	Fitting-Grease	27	3211-9	1	Screw-HH
12	117-4464	1	Belt-V	29	117-4504-03	1	Guard
13	109-6658	1	Nut-Flange, NI	30	120-5757	2	Washer-Flange
14	120-5766	1	Pulley ASM	31	323-11	1	Screw-HH
15	33104-070	5	Screw-HHF	32	120-2009	1	Spacer-Pulley, Idler
16	119-4454	1	Bell Housing ASM				



Generator/Controller Assembly No. 117-8185

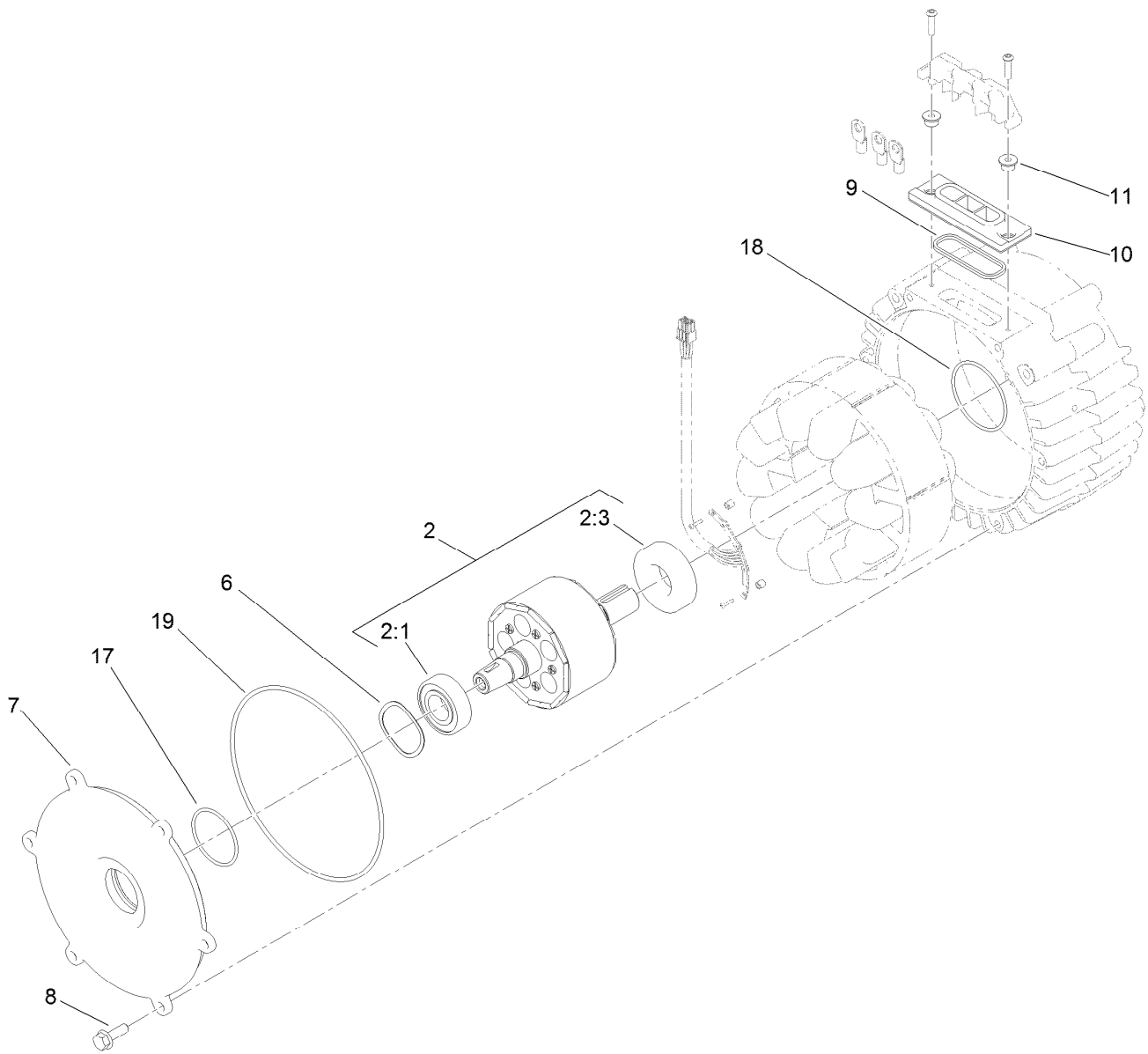
<i>Ref.</i>	<i>Part Number</i>	<i>Qty.</i>	<i>Description</i>
1	117-8181	1	Controller ASM
1:31	120-4654	3	Screw-HHF
2	117-8182	1	Generator ASM
5	119-1065	6	Screw-HWH
6	119-1138	2	Screw-HWH
7	120-4511	1	Cover-Access
8	120-4513	1	Gasket-Cover, Access
9	3256-23	2	Washer-Flat
10	104-8300	2	Nut-Flange, NI

<i>Ref.</i>	<i>Part Number</i>	<i>Qty.</i>	<i>Description</i>
11	322-38	2	Screw-HH
12	353-989	1	Plug-Hex, Hollow
12:1	237-42	1	O-Ring
13	115-3299	1	Seal-Flocked
14	117-8147	1	Washer-Wave
15	119-7568	2	Screw-HSBH
16	121-7130	1	Ring-Retaining, EXT
17	117-8176	1	O-Ring



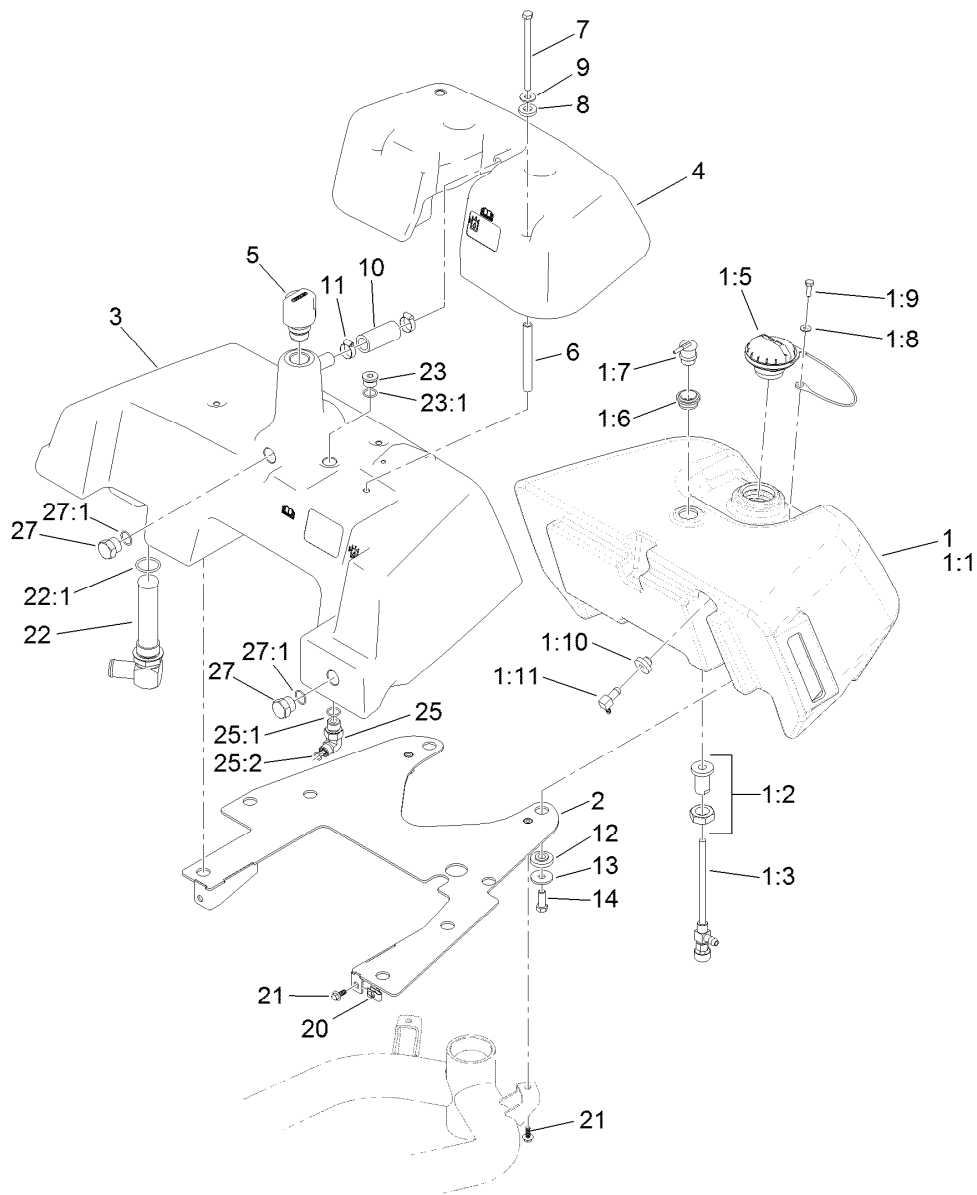
Generator Assembly No. 117-8182

Ref.	Part Number	Qty.	Description
1	119-1069	1	Generator Service ASM
2	112-5193	1	Key-Woodruff
3	117-8184	1	Fan-Generator
4	112-9604	1	Collar
5	33104-025	1	Screw-HHF
7	121-7082	1	Cover-Generator
8	120-4582	1	Screen-Fan
9	120-4564	4	Screw-Bhcs
10	120-4563	4	Washer-Flat
11	353-989	1	Plug-Hex, Hollow
11:1	237-42	1	O-Ring



Generator Service Assembly No. 119-1069

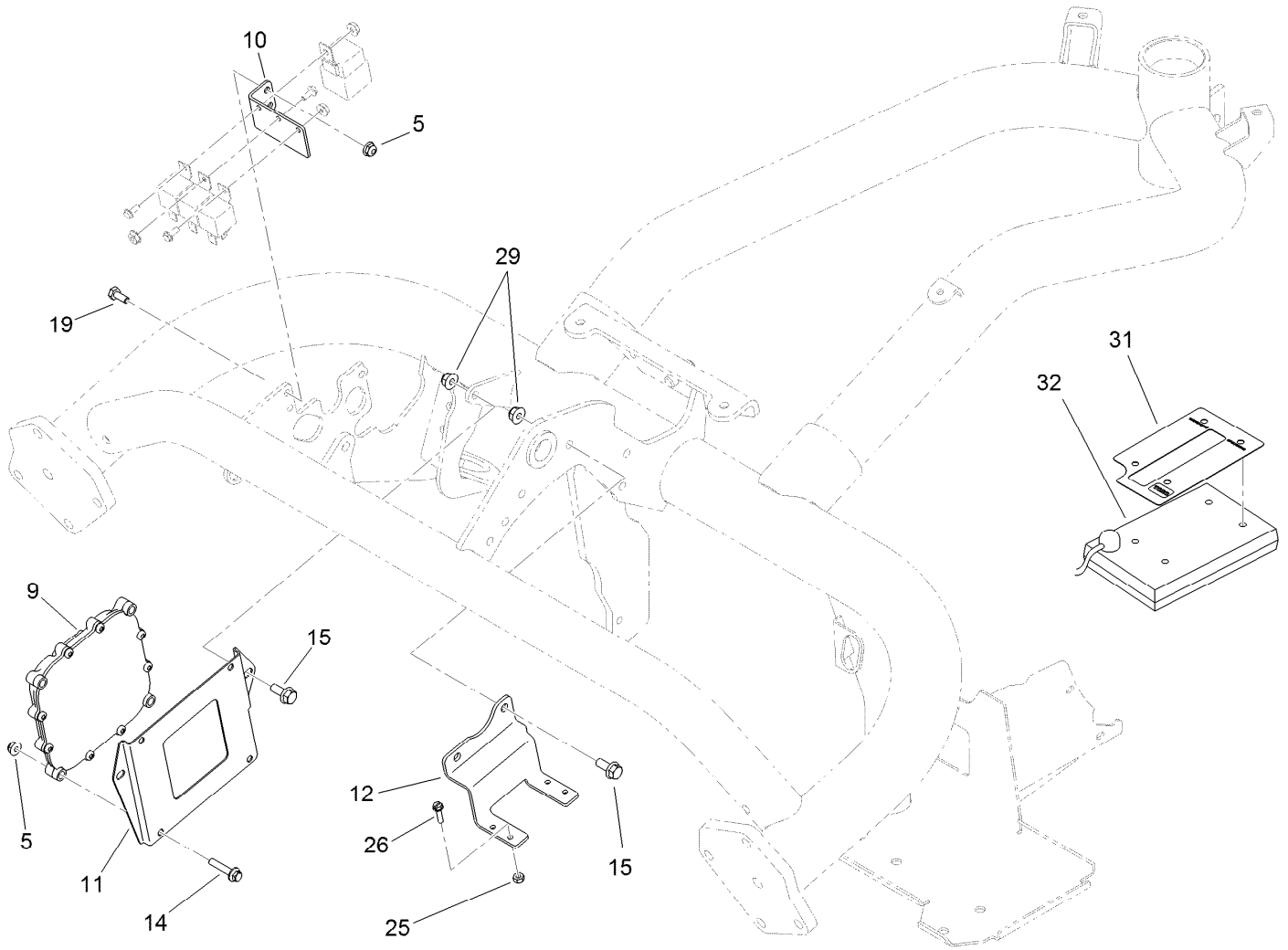
<i>Ref.</i>	<i>Part Number</i>	<i>Qty.</i>	<i>Description</i>
2	119-7565	1	Rotor ASM
2:1	120-4621	1	Bearing
2:3	120-4622	1	Bearing
6	117-8148	1	Washer-Wave
7	117-4514	1	Cover-Generator
8	33104-025	6	Screw-HHF
9	120-4518	1	Gasket-Isolator
10	112-5155	1	Isolator-Thermal
11	117-4501	2	Spacer-Shoulder
17	107-3244	1	O-Ring
18	117-8177	1	O-Ring
19	112-5199	1	O-Ring



Fuel and Hydraulic Tank Assembly

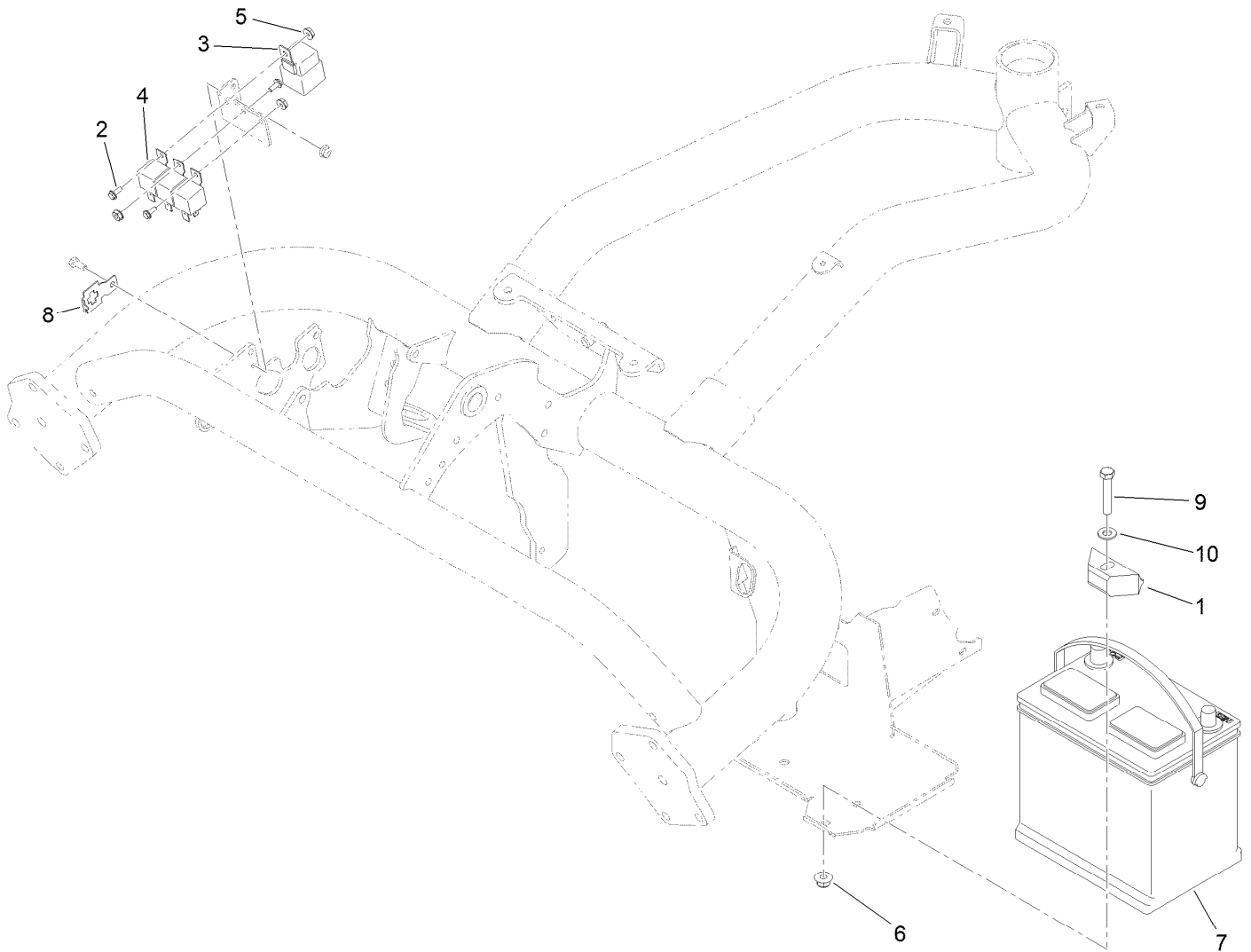
Ref.	Part Number	Qty.	Description	Ref.	Part Number	Qty.	Description
1	121-9572	1	Fuel Tank ASM	9	3256-71	4	Washer-Flat
1:1		1	Tank Fuel, Diesel ●	10	110-3998	1	Hose-Overflow
1:2	114-4677	1	Bulkhead ASM	11	2412-141	2	Clamp-Drive, Worm
1:3	114-4679	1	Fitting-Shut Off, Fuel	12	240-11	8	Bushing-Flange
1:5	121-5174	1	Cap-Fuel, Diesel	13	63-8410	8	Washer
1:6	114-0284	1	Grommet	14	323-6	8	Screw-HH
1:7	119-3547	1	Valve-Vent, Fuel	20	107069	2	Clip
1:8	3256-1	1	Washer-Flat	21	99-6810	4	Screw-HHF
1:9	321-2	1	Screw-HH	22	105-0204	1	Strainer Fitting ASM
1:10	46-6560	1	Bushing	22:1	237-146	1	O-Ring
1:11	104-5228	1	Fitting-Elbow, 90 DEG	23	353-988	1	Plug-Hex
2	115-9849-03	1	Plate-Mount, Tank	23:1	237-79	1	O-Ring
3	115-9823	1	Tank-Hydraulic	25	340-18	1	Fitting-HYD, 90 DEG
4	115-9837	1	Cover-Tank	25:1	237-79	1	O-Ring
5	115-9793	1	Breather	25:2	237-22	1	O-Ring
6	115-9825	4	Spacer-Tube, Long	27	353-551	2	Plug-HH
7	322-29	4	Screw-HH	27:1	237-80	1	O-Ring
8	83-1470	4	Washer-Neoprene				

● Not serviced separately



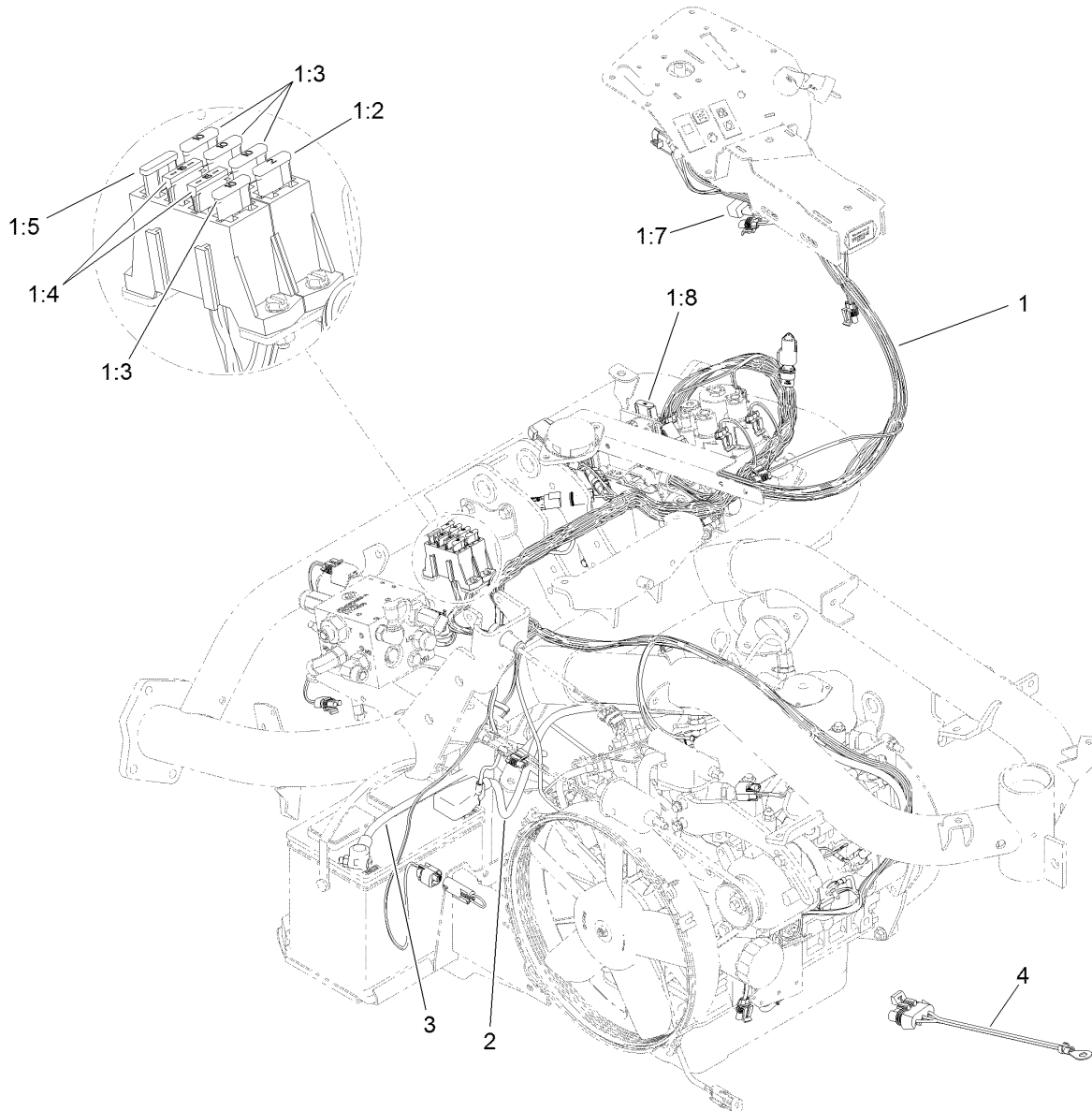
Controller Assembly

Ref.	Part Number	Qty.	Description
5	104-7201	6	Nut-Flange, NI
9	115-1900	1	Controller
10	119-2097-01	1	Bracket-Relay
11	119-2099-01	1	Plate-Mounting, Controller
12	119-2119-01	1	Bracket-Block, Fuse
14	3234-21	4	Screw-HHF
15	3234-47	4	Screw-HHF
19	321-3	2	Screw-HH
25	3296-2	4	Nut-Lock, NI
26	32105-13	4	Screw-HWH
29	104-8300	4	Nut-Flange, NI
31	115-8227	1	Decal-Controller
32	85-4750	1	Box-Display, Diagnostic



Battery Assembly

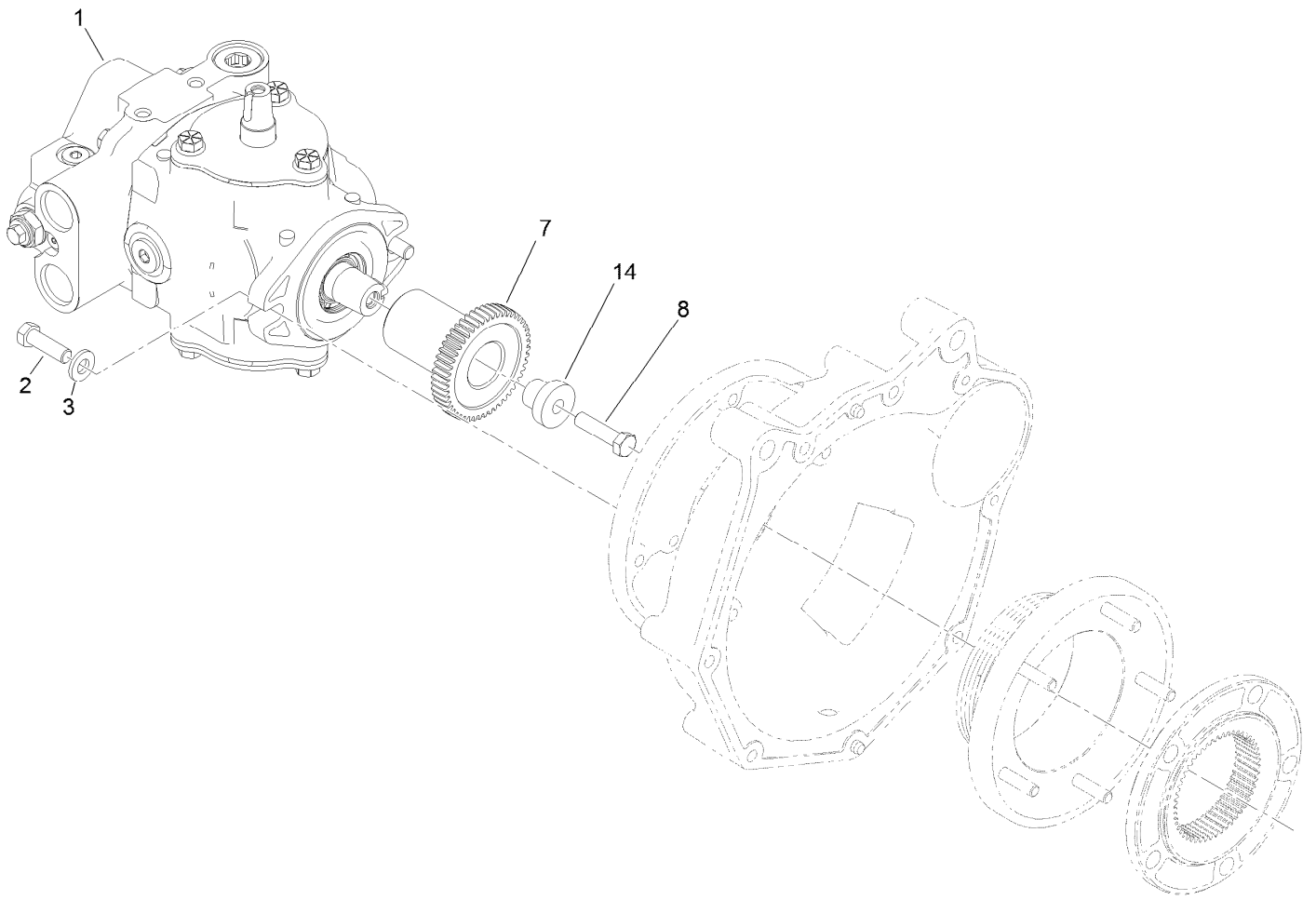
<i>Ref.</i>	<i>Part Number</i>	<i>Qty.</i>	<i>Description</i>
1	66-2490	1	Retainer-Battery
2	112-6349	3	Screw-HWH
3	99-7430	1	Relay
4	99-7435	3	Relay-Power
5	32149-8	3	Nut-Keps
6	104-8301	1	Nut-Flange, NI
7	104-9979	1	Battery-Dry
8	114-5502	1	Clip-Fuse
9	323-10	1	Screw-HH
10	3256-24	1	Washer-Flat



Wire Harness Assembly

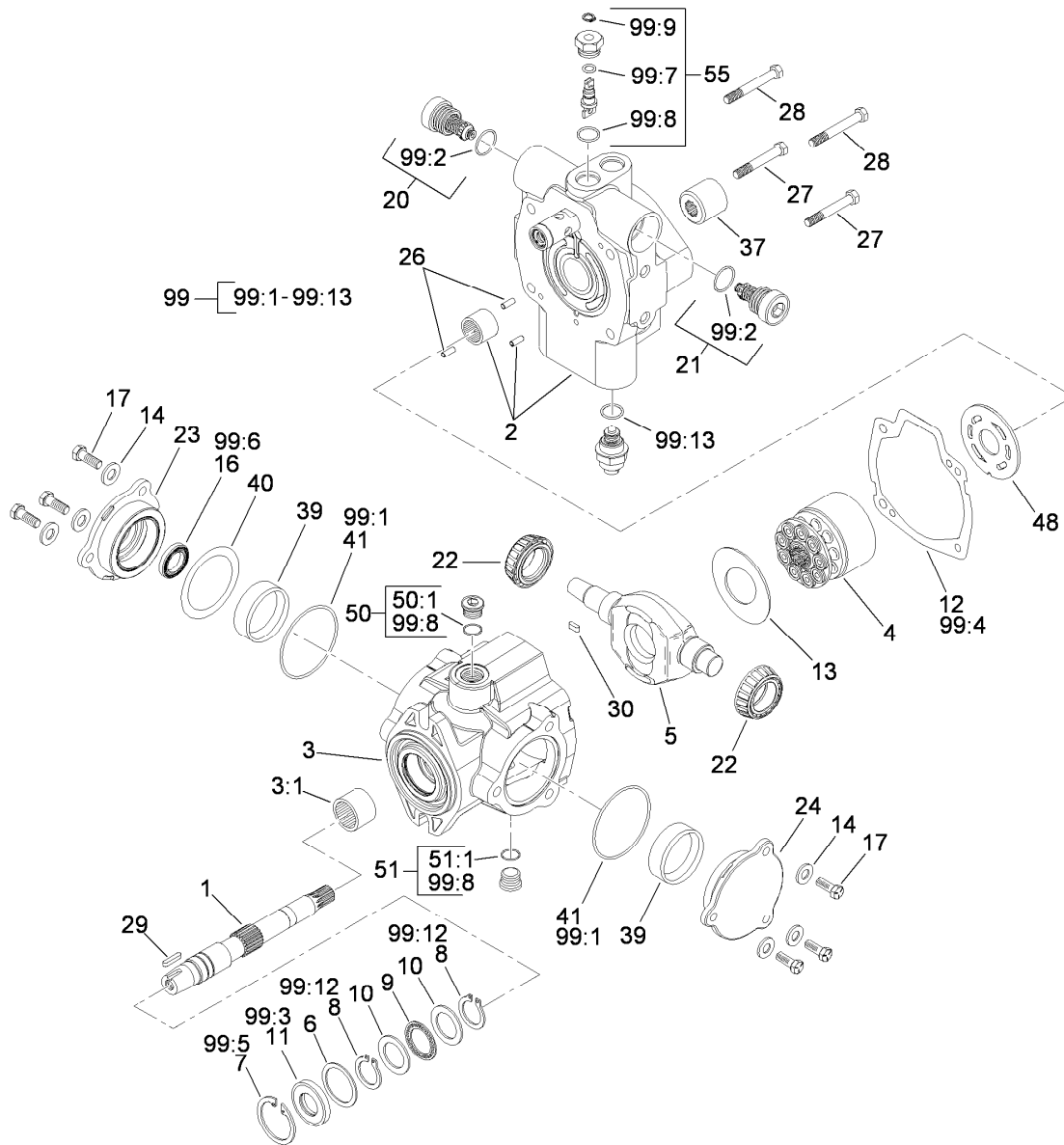
<i>Ref.</i>	<i>Part Number</i>	<i>Qty.</i>	<i>Description</i>
1	120-3992	1	Harness-Wire
1:2	94-6710	1	Fuse-2 Amp
1:3	218-578	4	Fuse-Blade, 10 Amp
1:4	109355	2	Fuse-Blade, 15 Amp
1:5	114241	1	Fuse-Blade, 7.5 Amp
1:6	100-4918	1	Diode-Over Molded ●
1:7	104-4022	1	Resistor-75 Ohm
1:8	94-8002	1	Fuse-Blade, 50 Amp
2	114-9747	1	Cable-Battery, Positive
3	115-8135	1	Cable-Battery, Negative
4	99-3441	1	Harness-Wire, Fusible Link

● Not illustrated



Pump Coupling Assembly

<i>Ref.</i>	<i>Part Number</i>	<i>Qty.</i>	<i>Description</i>
1	121-9558	1	HYD Pump ASM
2	323-7	2	Screw-HH
3	100-4852	2	Washer-Hardened
7	115-8726	1	Hub-Taper
8	3211-6	1	Screw-HH
14	125-3010	1	Spacer-Step

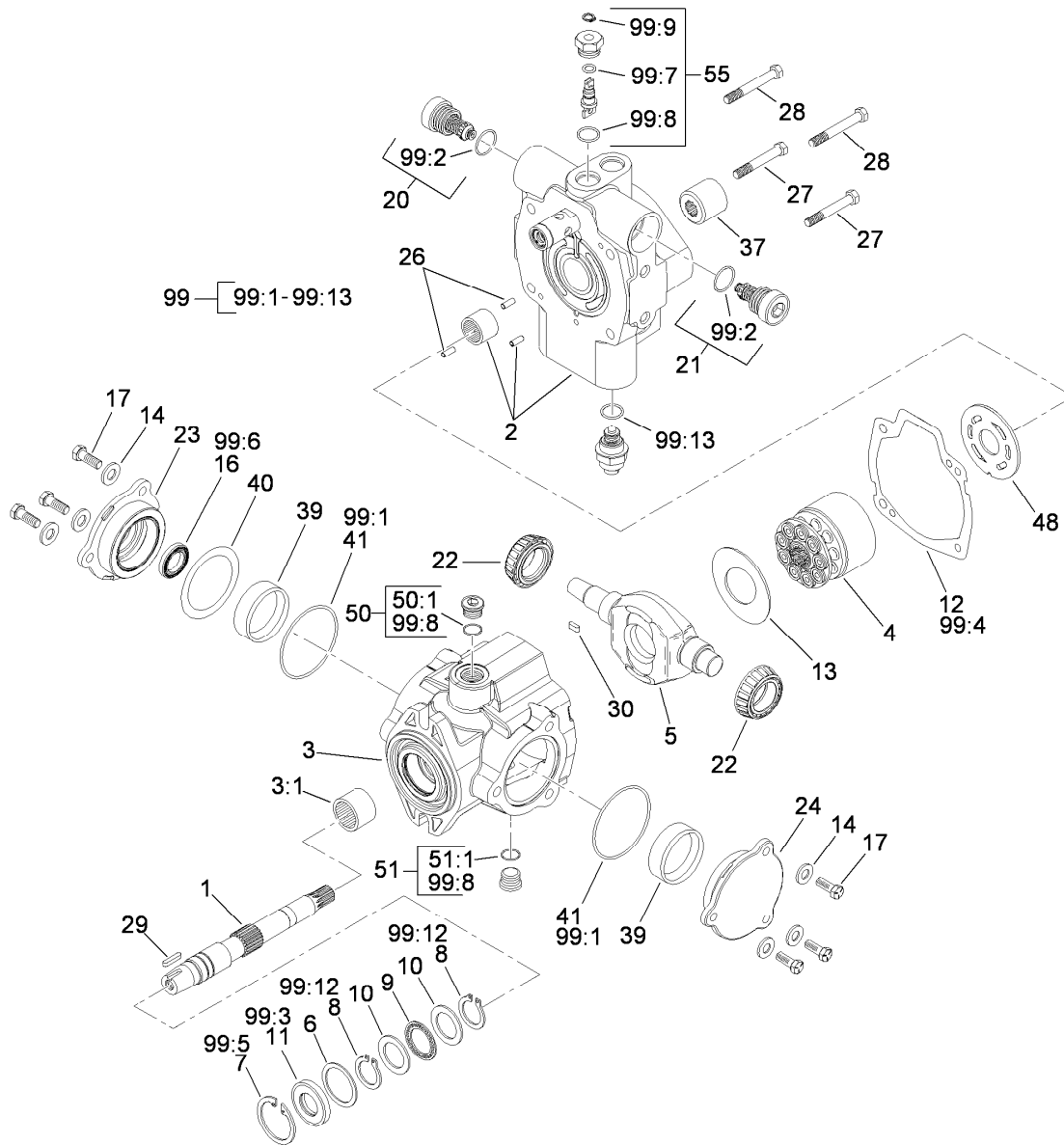


Hydraulic Pump Assembly No. 121-9558

Ref.	Part Number	Qty.	Description	Ref.	Part Number	Qty.	Description
1	119-7148	1	Shaft-Drive, Tapered	21	120-1989	1	Relief Valve ASM
2	121-9574	1	Endcover ASM	22	98-4639	2	Bearing-Cone
3	100-3176	1	Housing ASM	23	98-4645	1	Plate-Cover
3:1	94-6363	1	Bearing	24	98-4644	1	Plate-Cover
4	76-6070	1	Rotating Kit	26	76-6150	2	Pin-Dowel
5	104-4888	1	Swashplate	27	76-6160	2	Capscrew
6	33-3720	1	Washer	28	76-6170	2	Capscrew
7	32151-13	1	Ring-Retaining	29	120-5751	1	Key
8	32151-29	2	Ring-Retaining	30	94-3646	1	Key
9	252-66	1	Bearing-Thrust	37	74-9040	1	Coupler
10	252-71	2	Washer-Thrust	39	104-4046	2	Bearing-Cup
11	104-4861	1	Seal-Shaft	40	100-3182	1	Shim Kit
12	33-4930	1	Gasket-Housing	41	100-3179	2	O-Ring
13	98-4635	1	Insert-Plate, Cam	48	100-3180	1	Plate-Valve
14	105-9762	6	Washer	50	74-9280	1	Plug ASM
16	76-6190	1	Seal-Shaft	50:1		1	O-Ring ■
17	98-4640	6	Screw-Cap	51	74-9280	1	Plug ASM
20	120-1989	1	Relief Valve ASM	51:1		1	O-Ring ■

● Not illustrated

■ Not serviced separately

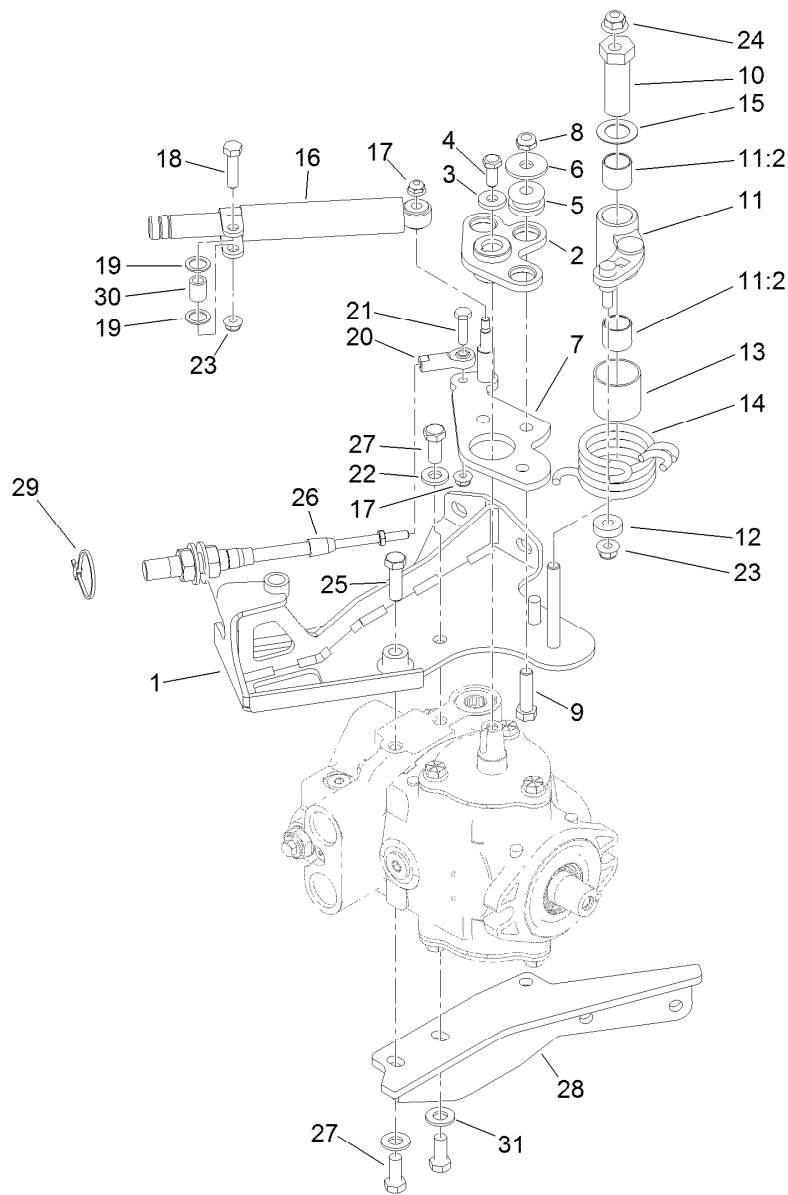


Hydraulic Pump Assembly No. 121-9558 (continued)

Ref.	Part Number	Qty.	Description	Ref.	Part Number	Qty.	Description
55	105-3811	1	Valve-Bypass	99:8	5	O-Ring ■	
99	120-5754	1	Seal Kit	99:9	1	Ring-Retaining ■	
99:1		2	O-Ring ■	99:10	1	O-Ring (Not Used For This Configuration) ●■	
99:2		2	O-Ring ■	99:11	1	O Ring-Molded (Not Used For This Configuration) ●■	
99:3		1	Seal-Shaft ■	99:12	2	Ring-Retaining ■	
99:4		1	Gasket ■	99:13	1	O-Ring ■	
99:5		1	Ring-Retaining ■				
99:6		1	Seal-Shaft ■				
99:7		1	O-Ring ■				

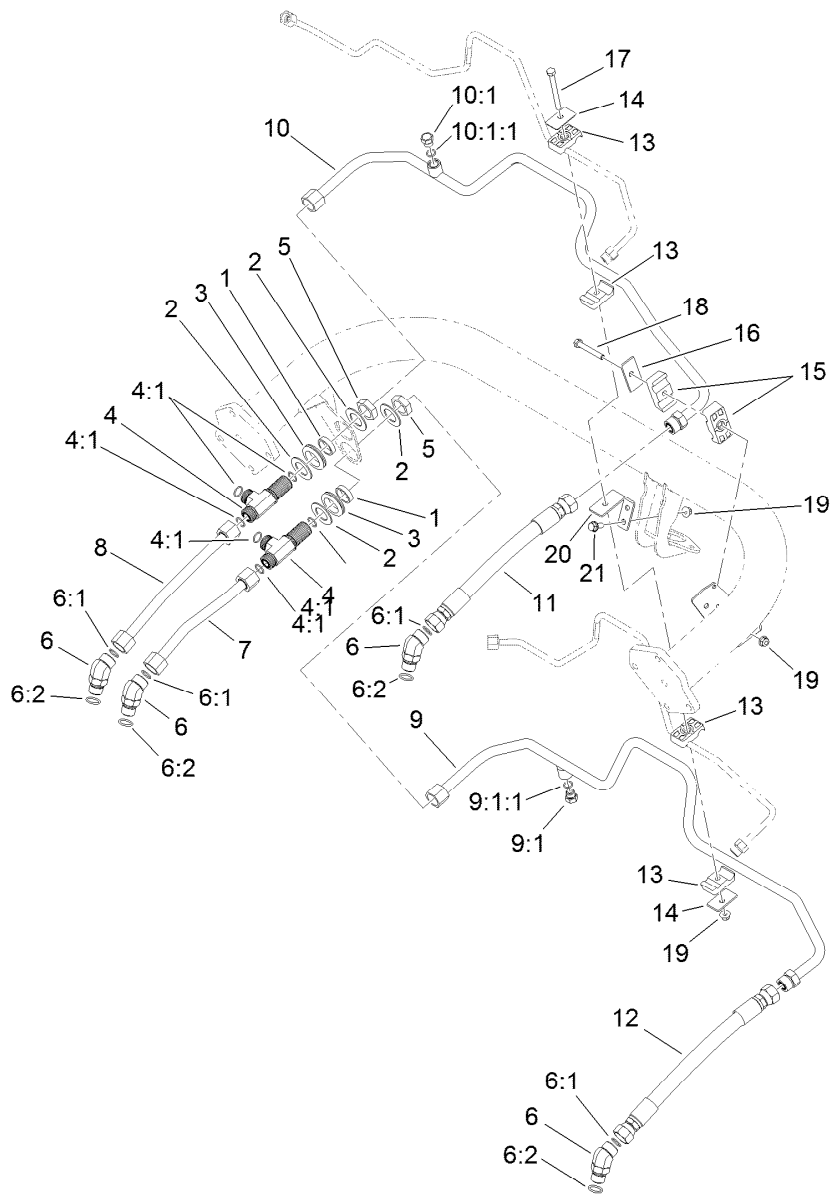
● Not illustrated

■ Not serviced separately



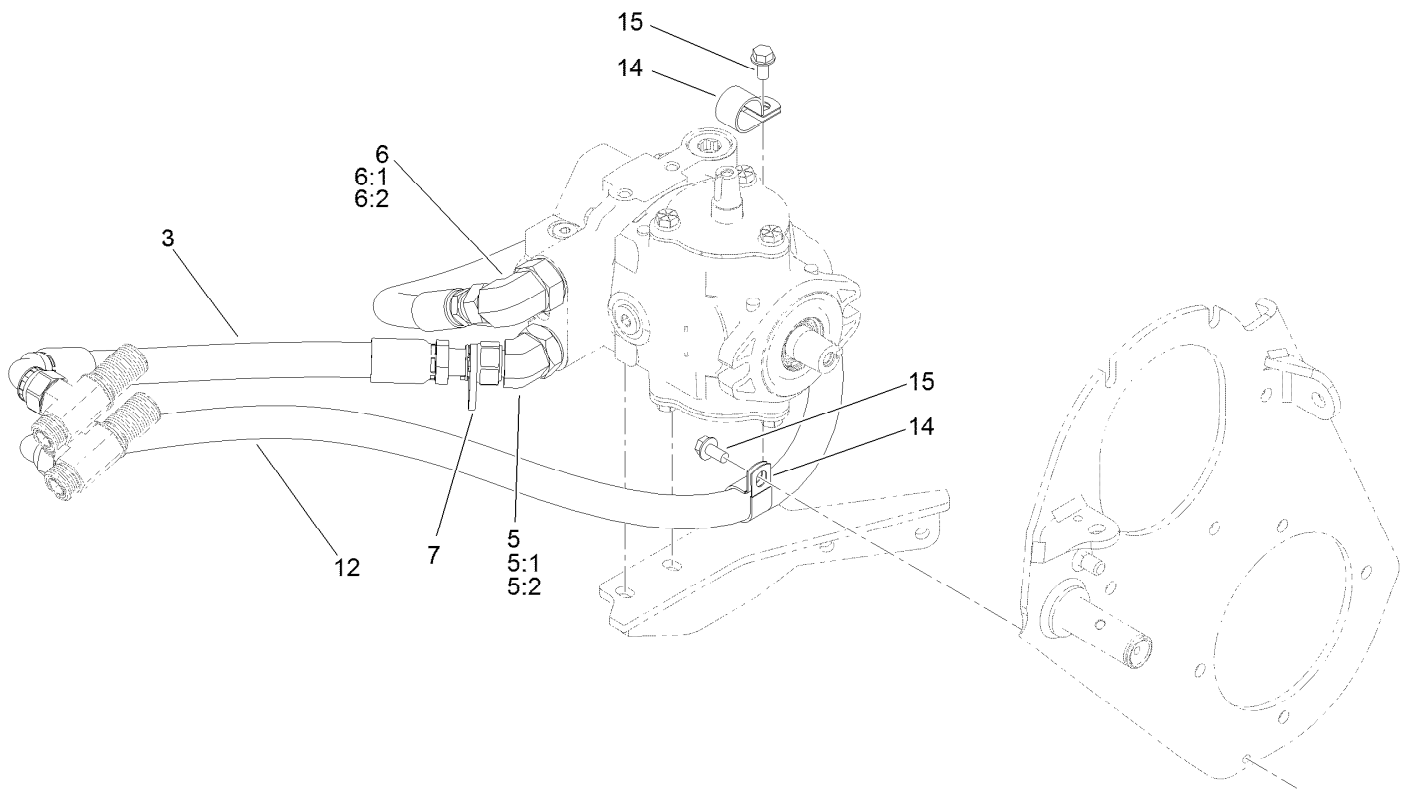
Neutral Centering Assembly

Ref.	Part Number	Qty.	Description	Ref.	Part Number	Qty.	Description
1	120-2015	1	Support-Cable	16	76-8870	1	Damper-Lever
2	117-4466	1	Plate ASM	17	104-7201	2	Nut-Flange, NI
3	88-7200	1	Washer-Flat	18	322-6	1	Screw-HH
4	3235-6	1	Screw-HH	19	94-8196	2	Washer-Nylon
5	63-9750	3	Mount	20	2411-41	1	Rod End-Ball Joint
6	93-8806	3	Washer-Hardened	21	321-6	1	Screw-HH
7	117-9061	1	Lever-Pump	22	100-4852	1	Washer-Hardened
8	3296-59	3	Nut-Lock, NI	23	104-8300	2	Nut-Flange, NI
9	323-29	3	Screw-HH	24	104-8301	1	Nut-Flange, NI
10	117-9046	1	Stud-Eccentric	25	323-7	1	Screw-HH
11	117-9053	1	Neutral Arm ASM	26	119-1734	1	Cable-Control, Traction
11:2	94-9609	2	Bushing-Straight	27	323-5	3	Screw-HH
12	251-259	1	Bearing-Ball	28	117-9302	1	Bracket-Muffer
13	115-8158	1	Spacer-Spring	29	3290-379	1	Tie-Cable
14	117-9047	1	Spring-Torsion	30	94-8197	1	Tube-Pivot
15	119-8199	1	Washer-Nylon	31	100-4852	2	Washer-Hardened



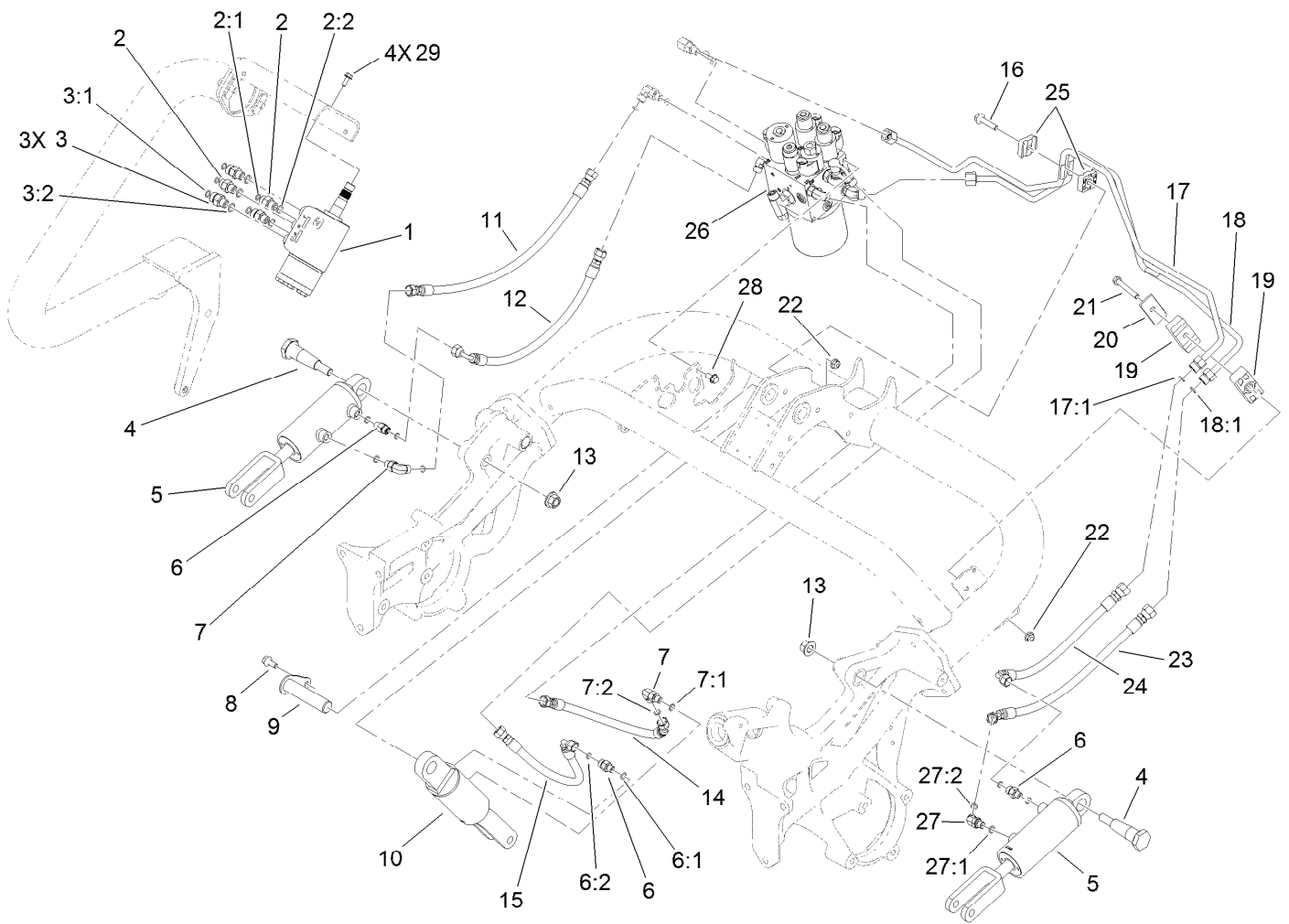
Traction Drive Hydraulic Line Assembly

<i>Ref.</i>	<i>Part Number</i>	<i>Qty.</i>	<i>Description</i>	<i>Ref.</i>	<i>Part Number</i>	<i>Qty.</i>	<i>Description</i>
1	69-9000	2	Spacer	10	119-2064	1	HYD Tube ASM
2	69-9010	4	Washer	10:1	353-508	1	Plug-HH
3	240-3	2	Grommet-Rubber	10:1:1	237-42	1	O-Ring
4	94-5350	2	Tee-Bulkhead	11	115-9484	1	HYD Hose ASM
4:1	237-65	3	O-Ring	12	115-9485	1	HYD Hose ASM
5	340-74	2	Nut-Lock, Bulkhead	13	56-7970	4	Clamp-Tube
6	340-14	4	Fitting-HYD, 45 DEG	14	69-9760	2	Coverplate
6:1	237-65	1	O-Ring	15	119-8173	2	Clamp-Tube
6:2	237-80	1	O-Ring	16	69-9761	1	Plate-Cover
7	119-2057	1	HYD Tube ASM	17	322-20	1	Screw-HH
8	119-2058	1	HYD Tube ASM	18	322-12	1	Screw-HH
9	119-2063	1	HYD Tube ASM	19	104-8300	4	Nut-Flange, NI
9:1	353-508	1	Plug-HH	20	119-2092	1	Bracket-Tube
9:1:1	237-42	1	O-Ring	21	3234-47	2	Screw-HHF



Traction Drive Hose Routing Assembly

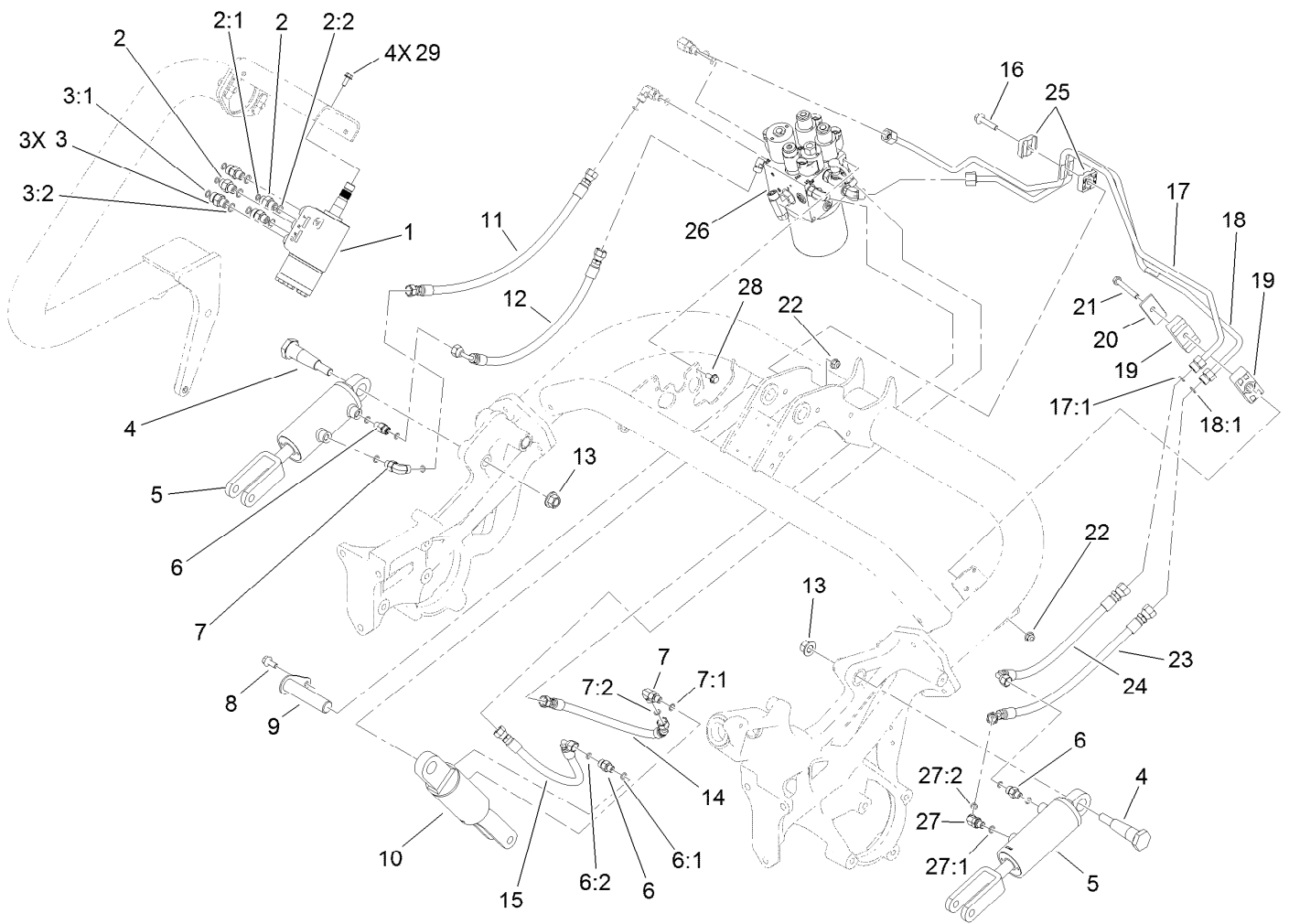
<i>Ref.</i>	<i>Part Number</i>	<i>Qty.</i>	<i>Description</i>
3	125-5169	1	HYD Hose ASM
5	340-156	1	Fitting-HYD
5:1	237-65	1	O-Ring
5:2	237-81	1	O-Ring
6	340-139	1	Fitting-HYD, 90 DEG
6:1	237-81	1	O-Ring
6:2	237-65	1	O-Ring
7	3290-378	1	Tie-Cable
12	120-1966	1	HYD Hose ASM
14	2412-39	2	R-Clamp
15	32144-14	2	Screw-HWHTF



Lift Circuit Assembly

Ref.	Part Number	Qty.	Description	Ref.	Part Number	Qty.	Description
1	114-4672	1	Steering Valve ASM	10	119-8128	1	No. 1 HYD Cylinder ASM
2	340-1	2	Fitting-HYD, Straight	11	119-2052	1	HYD Hose ASM
2:1	237-21	1	O-Ring	12	119-2053	1	HYD Hose ASM
2:2	237-42	1	O-Ring	13	99-5107	2	Nut-Lock
3	340-2	3	Fitting-HYD, Straight	14	119-2051	1	HYD Hose ASM
3:1	237-22	1	O-Ring	15	119-2050	1	HYD Hose ASM
3:2	237-42	1	O-Ring	16	115-1794	1	Screw-HHF
4	112-5709	2	Pin-Tapered	17	119-8126	1	HYD Tube ASM
5	119-8129	2	No. 2 And 3 HYD Cylinder ASM	17:1	237-22	1	O-Ring
6	340-92	3	Fitting-HYD, Straight	18	119-8127	1	HYD Tube ASM
6:1	237-78	1	O-Ring	18:1	237-22	1	O-Ring
6:2	237-21	1	O-Ring	19	120-3200	2	Clamp-Tube
7	340-132	2	Fitting-HYD, 90 DEG	20	69-9761	1	Plate-Cover
7:1	237-78	1	O-Ring	21	322-12	1	Screw-HH
7:2	237-21	1	O-Ring	22	104-8300	3	Nut-Flange, NI
8	3234-47	1	Screw-HHF	23	119-2066	1	HYD Hose ASM
9	119-8104	1	Pin ASM	24	119-2065	1	Hose-HYD
				25	56-7973	2	Clamp-Tube

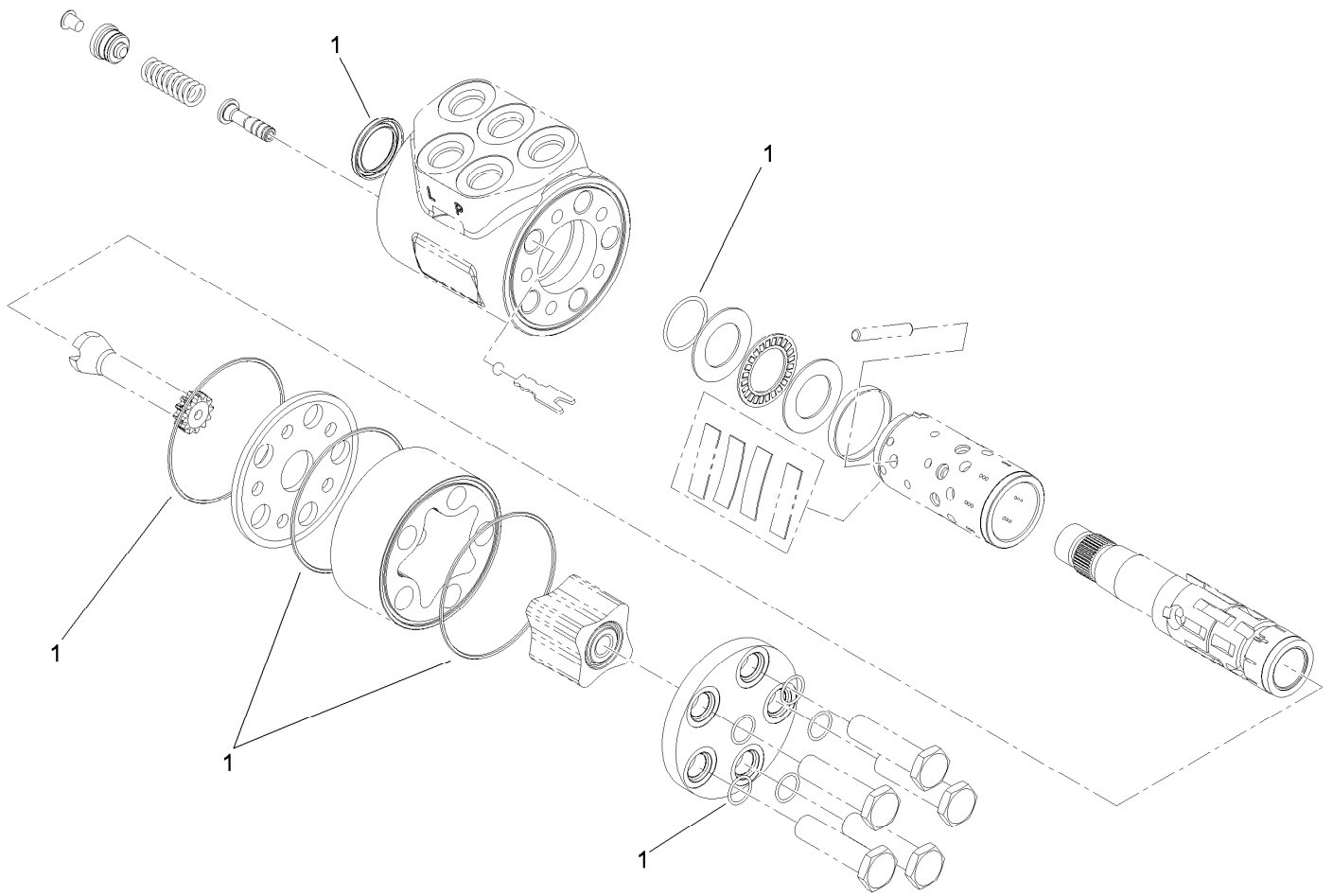
● Not serviced separately



Lift Circuit Assembly (continued)

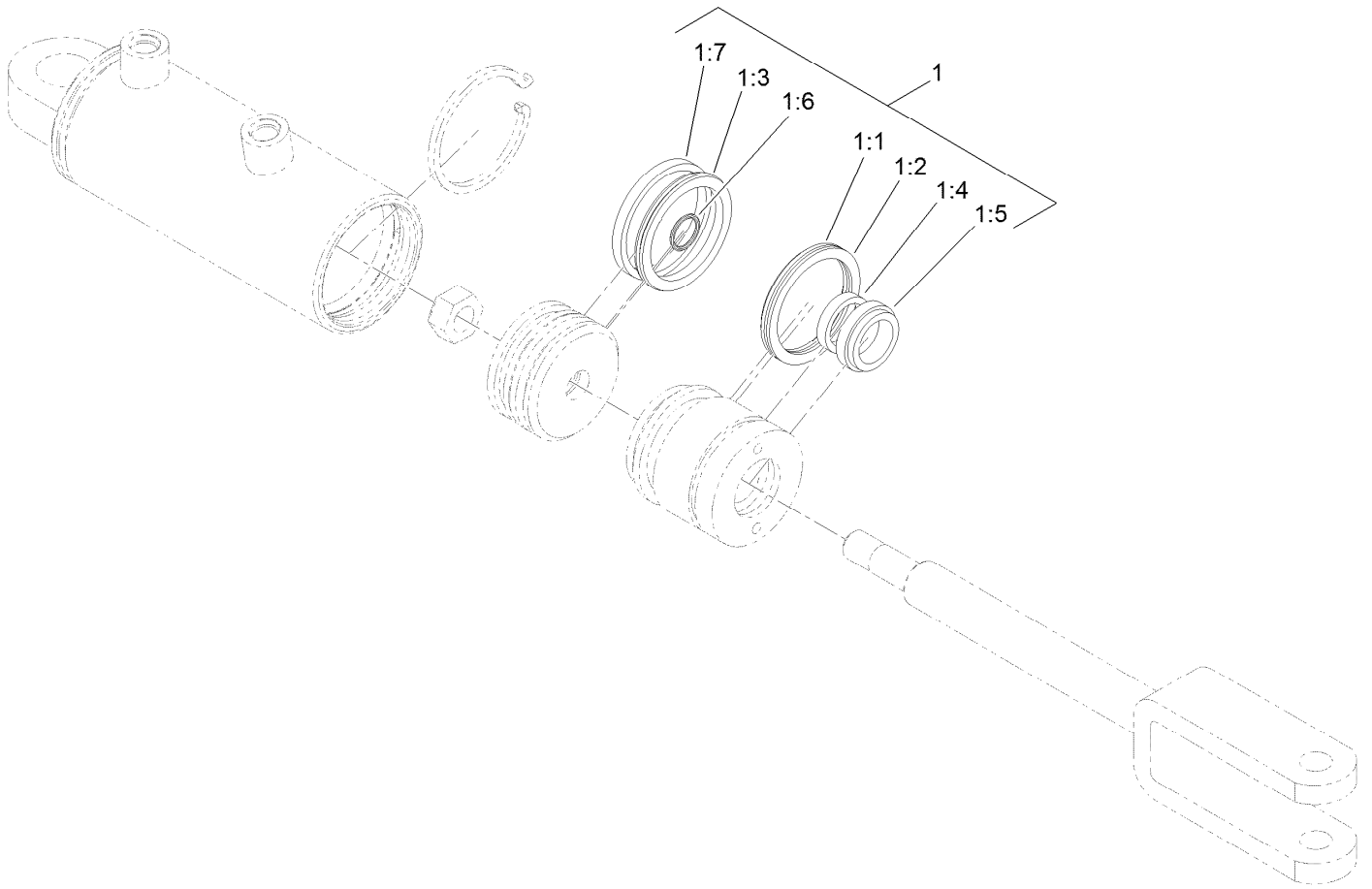
<i>Ref.</i>	<i>Part Number</i>	<i>Qty.</i>	<i>Description</i>	<i>Ref.</i>	<i>Part Number</i>	<i>Qty.</i>	<i>Description</i>
26		1	Hydraulic Lift Manifold ASM	27:2	237-21	1	O-Ring
27	340-103	1	Fitting-HYD, 45 DEG	28	3234-7	2	Screw-HHF
27:1	237-78	1	O-Ring	29	33103-016	4	Screw-HHF

● Not serviced separately



Steering Valve Assembly No. 114-4672

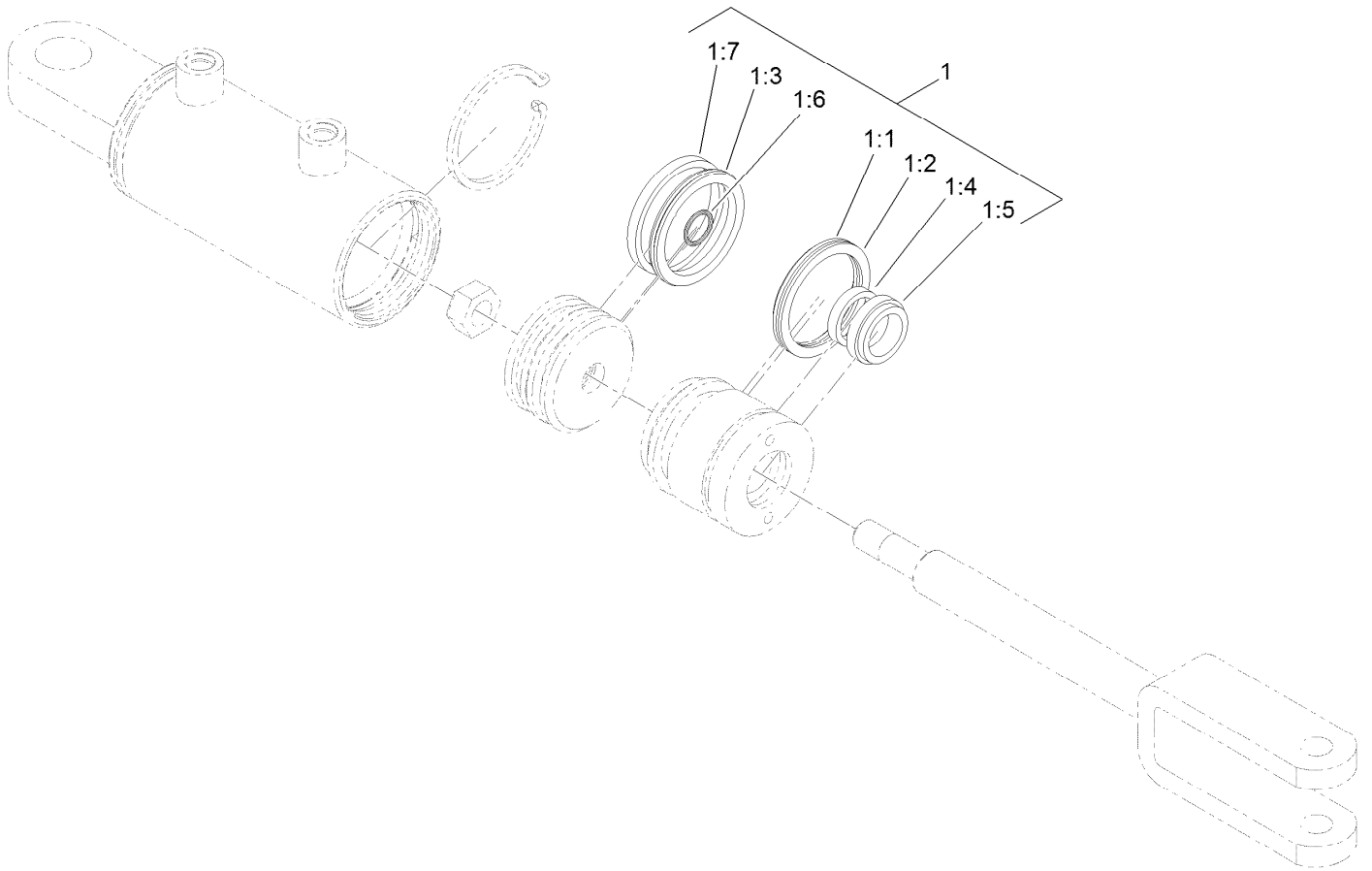
<i>Ref.</i>	<i>Part Number</i>	<i>Qty.</i>	<i>Description</i>
1	106-6716	1	Seal Kit



Hydraulic Cylinder Assembly No. 119-8129

<i>Ref.</i>	<i>Part Number</i>	<i>Qty.</i>	<i>Description</i>
1	115-3410	1	Seal Kit
1:1		1	O-Ring ●
1:2		1	Backup ●
1:3		1	Bp Seal ●
1:4		1	Bs Seal ●
1:5		1	Seal-Dust ●
1:6		1	O-Ring ●
1:7		1	Ring-Wear ●

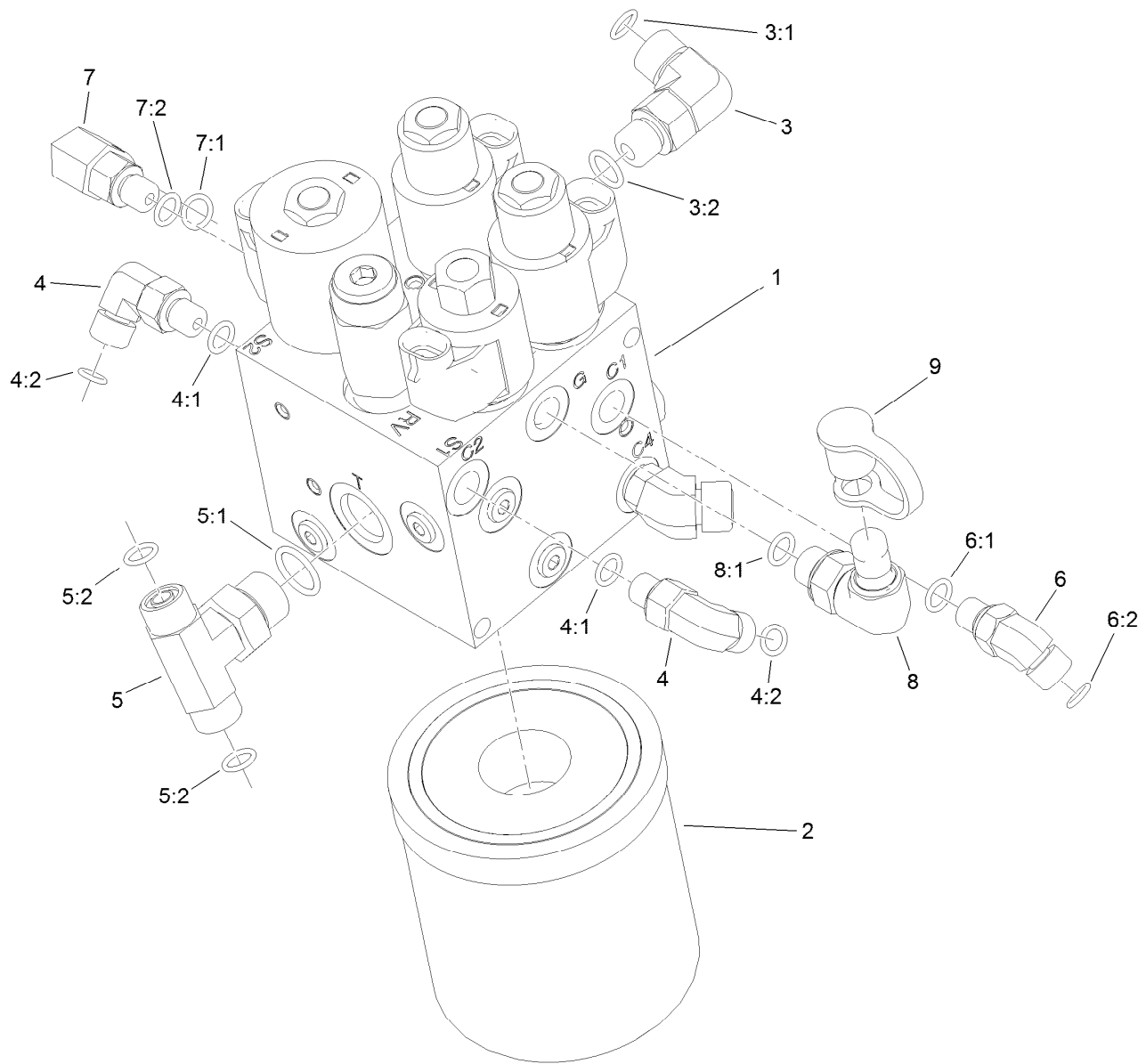
● Not serviced separately



Hydraulic Cylinder Assembly No. 119-8128

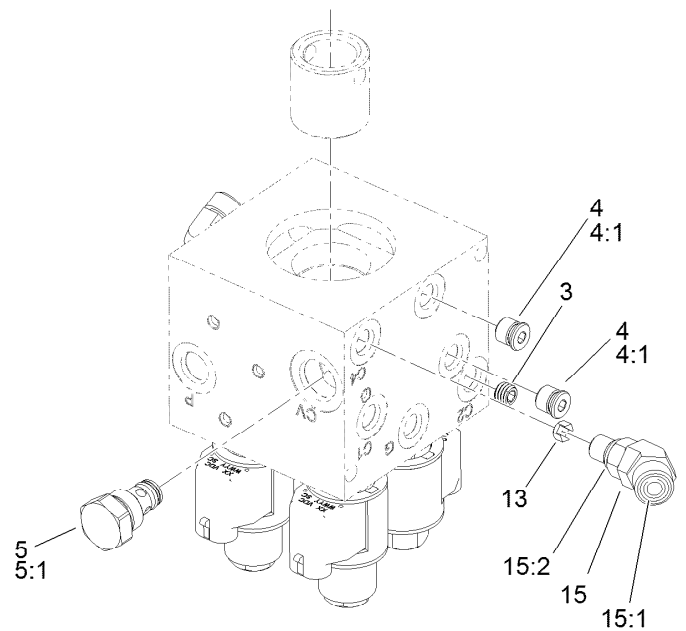
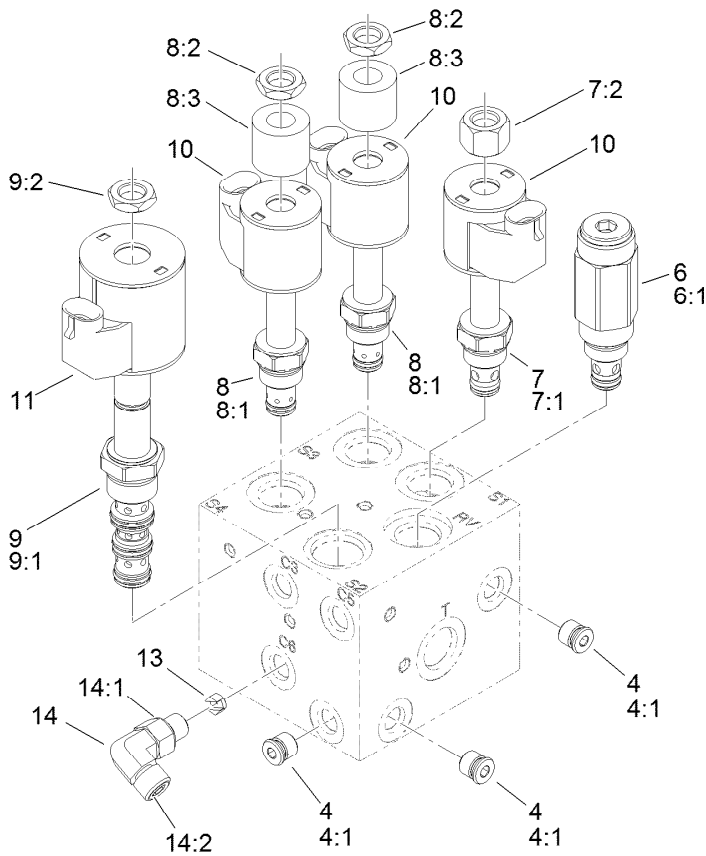
<i>Ref.</i>	<i>Part Number</i>	<i>Qty.</i>	<i>Description</i>
1	115-3410	1	Seal Kit
1:1		1	O-Ring ●
1:2		1	Backup ●
1:3		1	Bp Seal ●
1:4		1	Bs Seal ●
1:5		1	Seal-Dust ●
1:6		1	O-Ring ●
1:7		1	Ring-Wear ●

● Not serviced separately



Hydraulic Lift Manifold Assembly

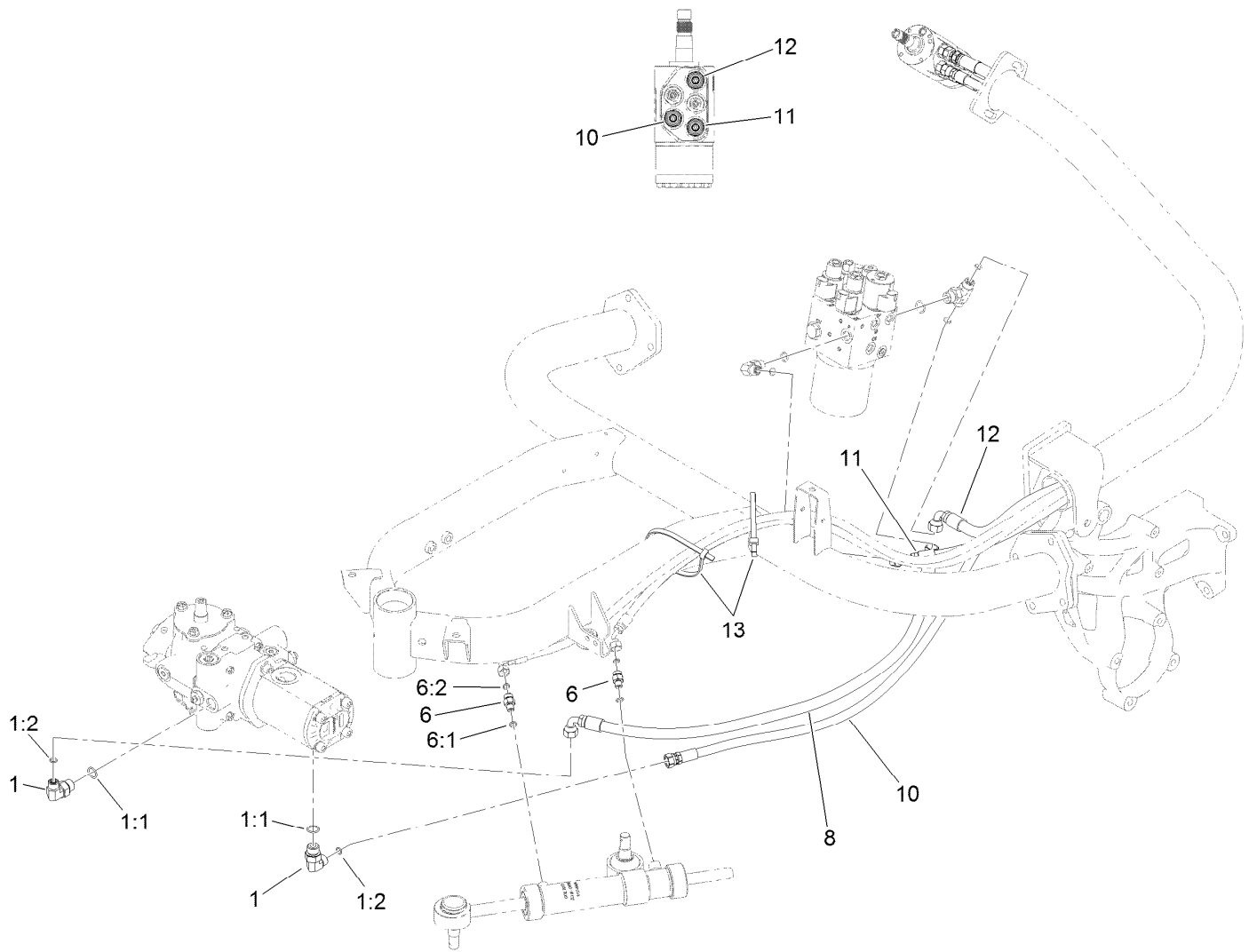
Ref.	Part Number	Qty.	Description	Ref.	Part Number	Qty.	Description
1	125-5187	1	Manifold-Lift, HYD	5:2	237-22	2	O-Ring
2	108-5194	1	Filter-Oil, HYD	6	340-103	1	Fitting-HYD, 45 DEG
3	340-77	1	Fitting-HYD, 90 DEG	6:1	237-78	1	O-Ring
3:1	237-22	1	O-Ring	6:2	237-21	1	O-Ring
3:2	237-42	1	O-Ring	7	340-97	1	Fitting-HYD, 90 DEG
4	340-132	2	Fitting-HYD, 90 DEG	7:1	237-22	1	O-Ring
4:1	237-78	1	O-Ring	7:2	237-78	1	O-Ring
4:2	237-21	1	O-Ring	8	115-9147	1	Fitting-Elbow, 90 DEG
5	92-4799	1	Fitting-Tee, HYD	8:1	237-78	1	O-Ring
5:1	237-79	1	O-Ring	9	354-79	1	Cap-Dust



Hydraulic Lift Manifold Assembly No. 125-5187

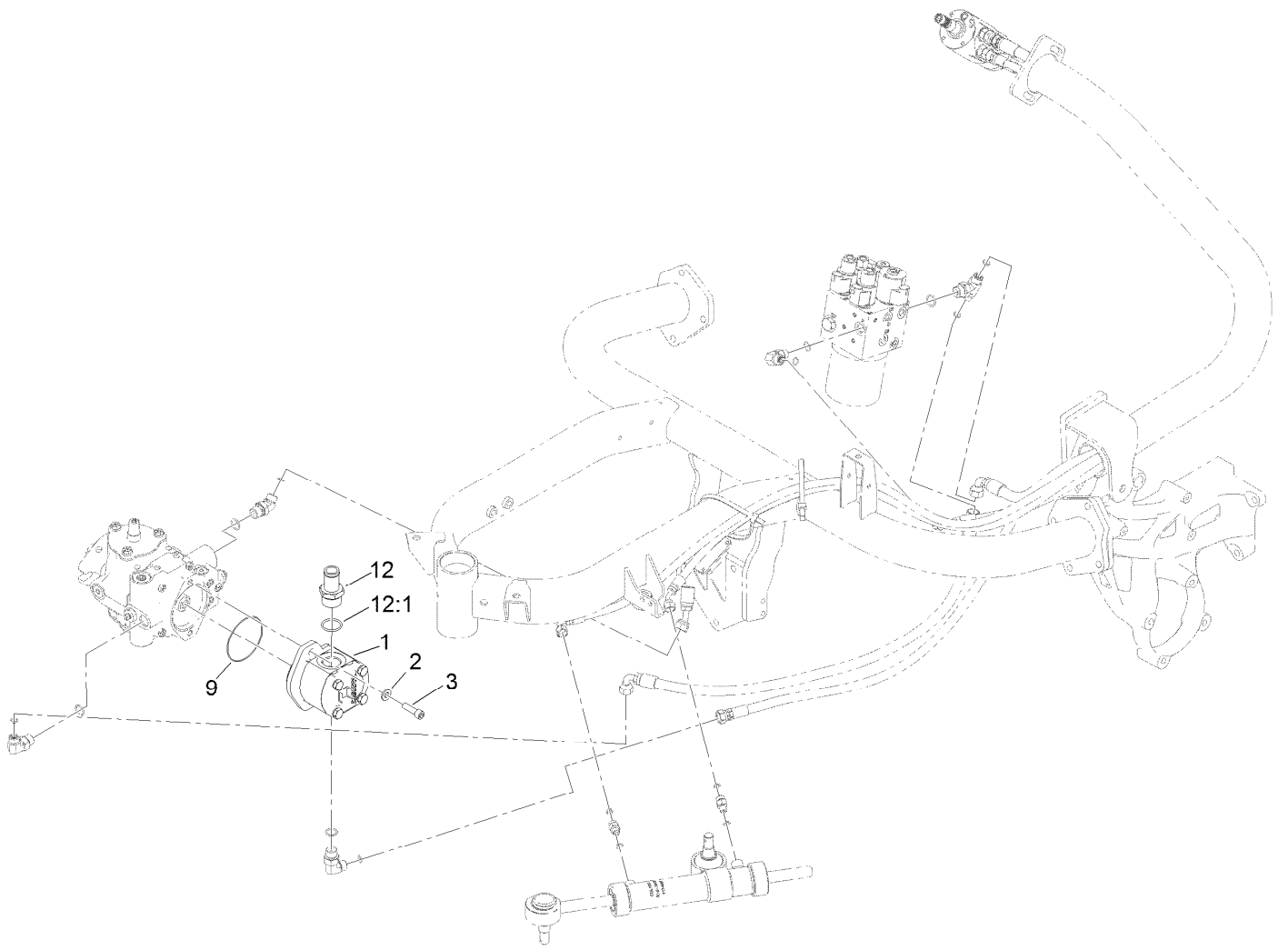
Ref.	Part Number	Qty.	Description
3	119-7144	1	Orifice (.037 Inch)
4	353-990	5	Plug ASM
4:1	237-78	1	O-Ring
5	107-7524	1	Check Valve ASM
5:1	105-9156	1	Seal Kit
6	112-9207	1	Valve-Relief
6:1	105-9156	1	Seal Kit
7	107-7517	1	Valve-Solenoid
7:1	105-9156	1	Seal Kit
7:2	107-7812	1	Nut-Solenoid
8	110-8898	2	Valve-Solenoid
8:1	107-7527	1	Seal Kit
8:2	110-2634	1	Nut-Coil

Ref.	Part Number	Qty.	Description
8:3	110-8909	1	Spacer-Coil
9	110-8906	1	Valve-Solenoid
9:1	110-8908	1	Spool Valve Seal Kit
9:2	110-2634	1	Nut-Coil
10	110-0497	3	Coil-Solenoid
11	110-6344	1	Coil-12V, Dc
13	125-5211	2	Orifice-Control, Flow (0.030)
14	340-132	1	Fitting-HYD, 90 DEG
14:1	237-78	1	O-Ring
14:2	237-21	1	O-Ring
15	340-54	1	Elbow-45 DEG
15:1	237-22	1	O-Ring
15:2	237-78	1	O-Ring



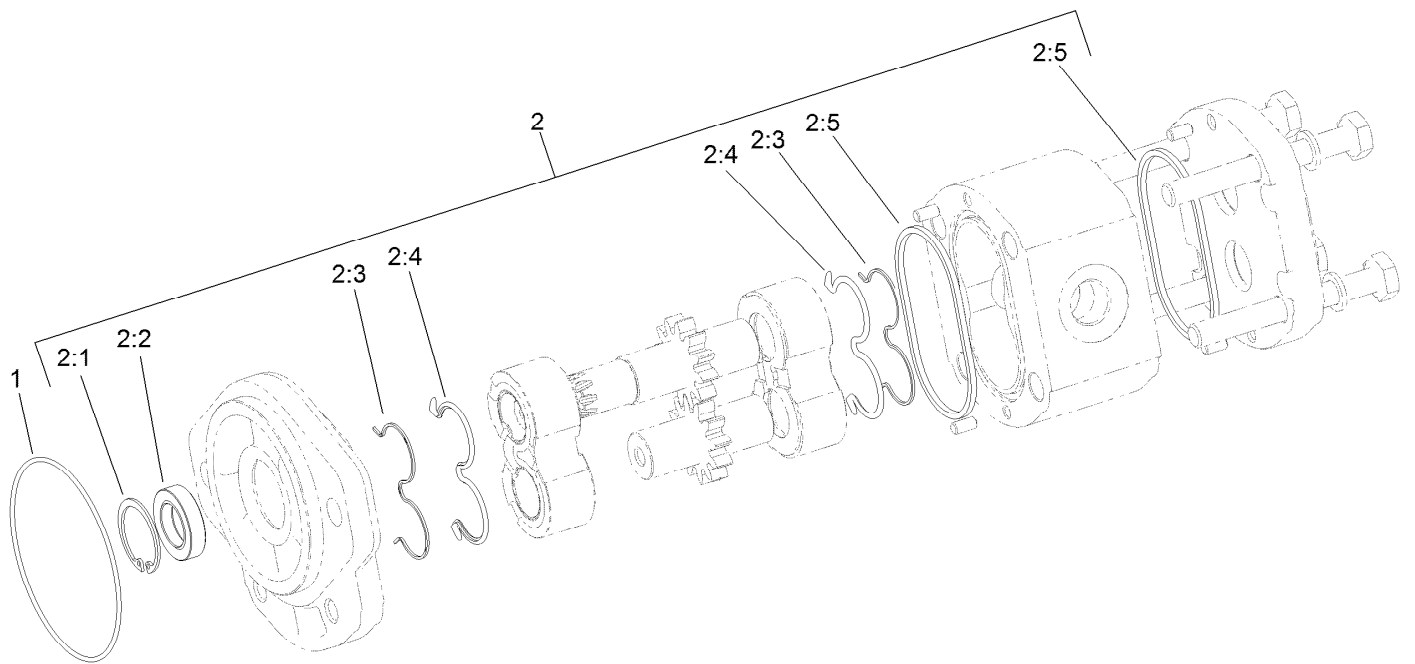
Steering Circuit Assembly (1)

Ref.	Part Number	Qty.	Description
1	340-18	2	Fitting-HYD, 90 DEG
1:1	237-79	1	O-Ring
1:2	237-22	1	O-Ring
6	340-92	2	Fitting-HYD, Straight
6:1	237-78	1	O-Ring
6:2	237-21	1	O-Ring
8	125-5168	1	HYD Hose ASM
10	125-5167	1	HYD Hose ASM
11	117-3683	1	HYD Hose ASM
12	125-5166	1	HYD Hose ASM
13	3334-945	2	Tie-Cable



Steering Circuit Assembly (2)

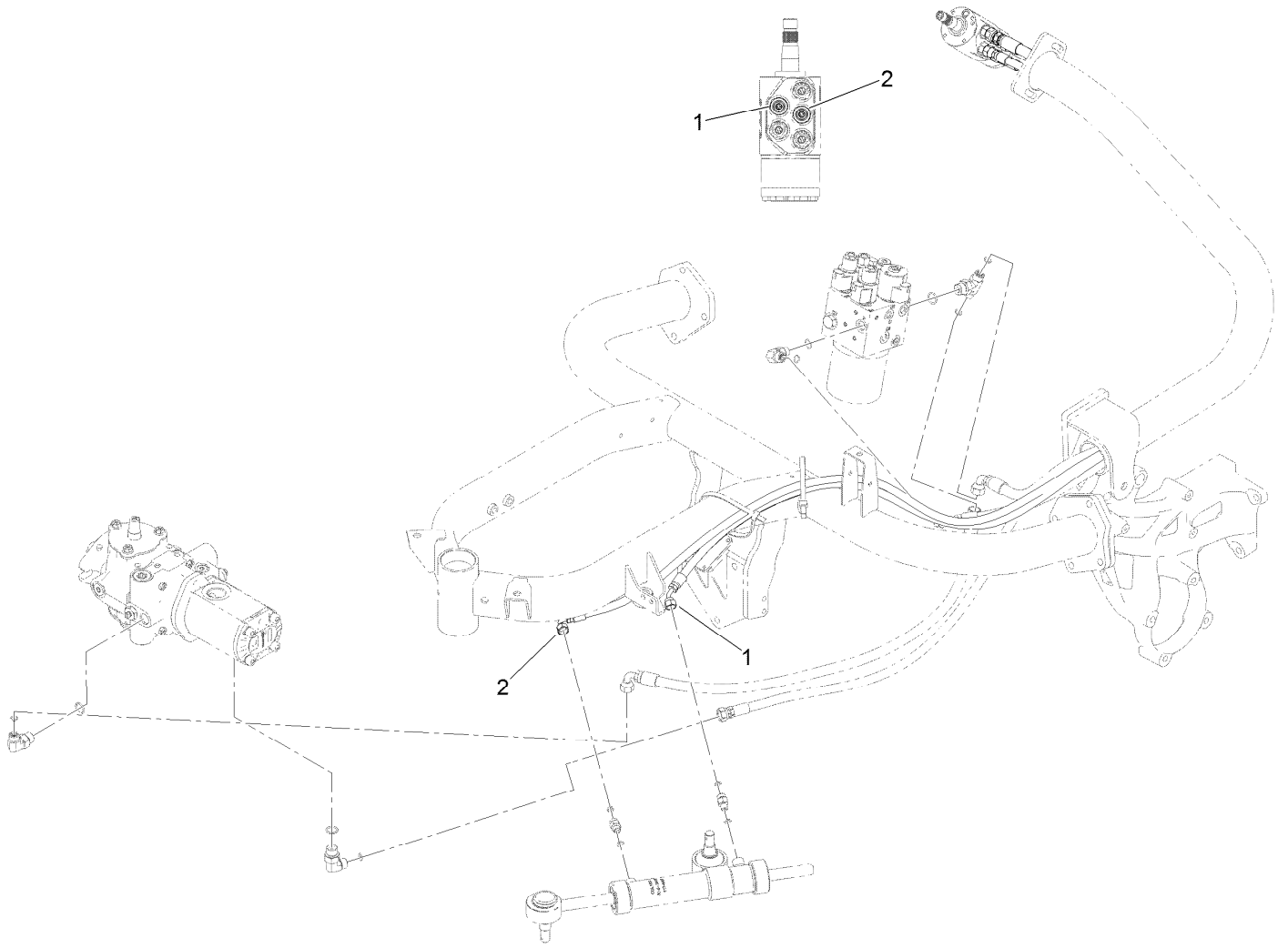
<i>Ref.</i>	<i>Part Number</i>	<i>Qty.</i>	<i>Description</i>
1	114-9958	1	HYD Gear Pump ASM
2	100-4852	2	Washer-Hardened
3	3274-1	2	Screw-HSH
9	353-949	1	O-Ring
12	354-78	1	Connector-Hose
12:1	237-146	1	O-Ring



Hydraulic Gear Pump Assembly No. 114-9958

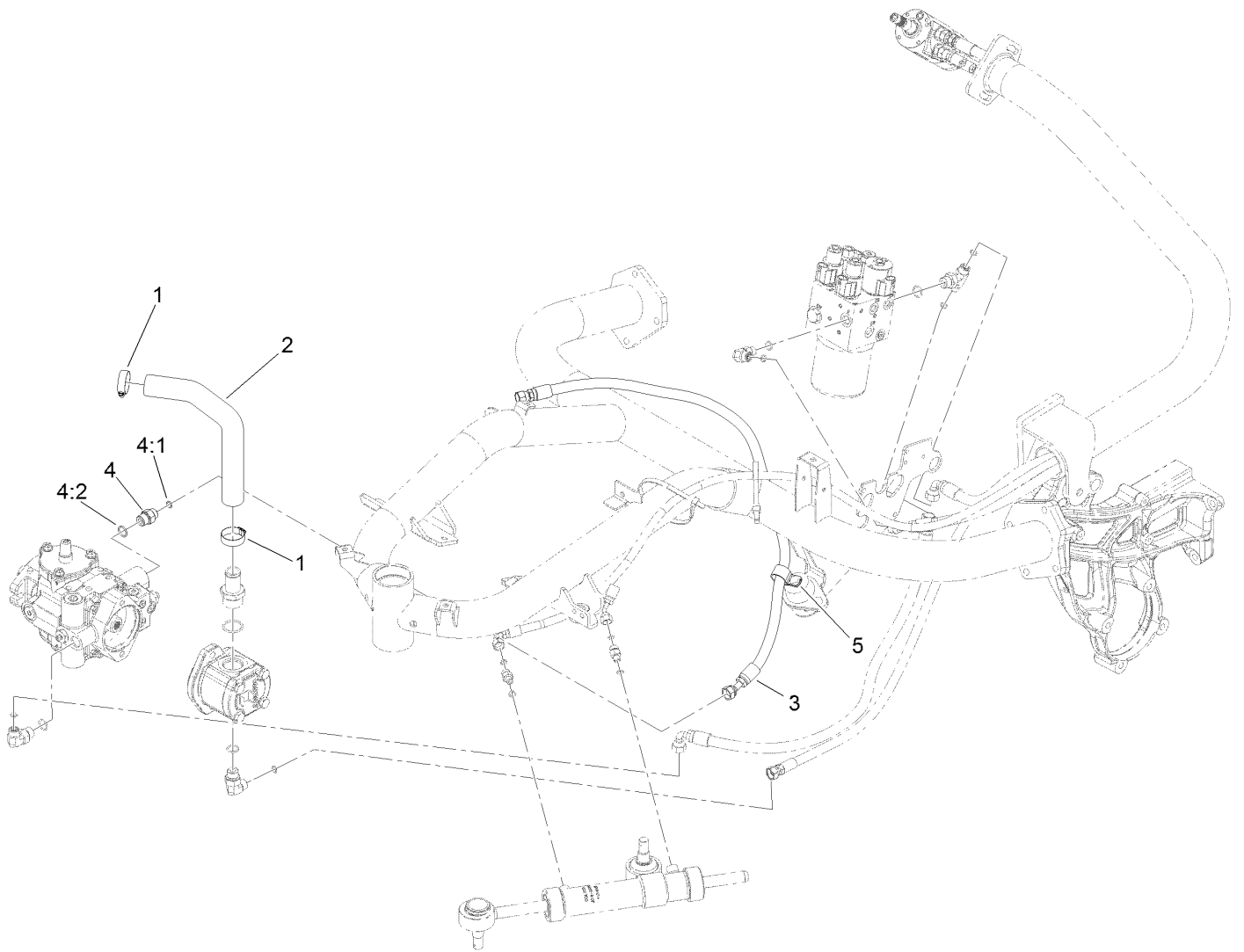
<i>Ref.</i>	<i>Part Number</i>	<i>Qty.</i>	<i>Description</i>
1	353-949	1	O-Ring
2	119-7135	1	Kit-Seal
2:1		1	Ring-Retaining ●
2:2		1	Shaft Seal ●
2:3		2	Anti-Extrusion Seal ●
2:4		2	Seal ●
2:5		2	Seal Square Section ●

● Not serviced separately



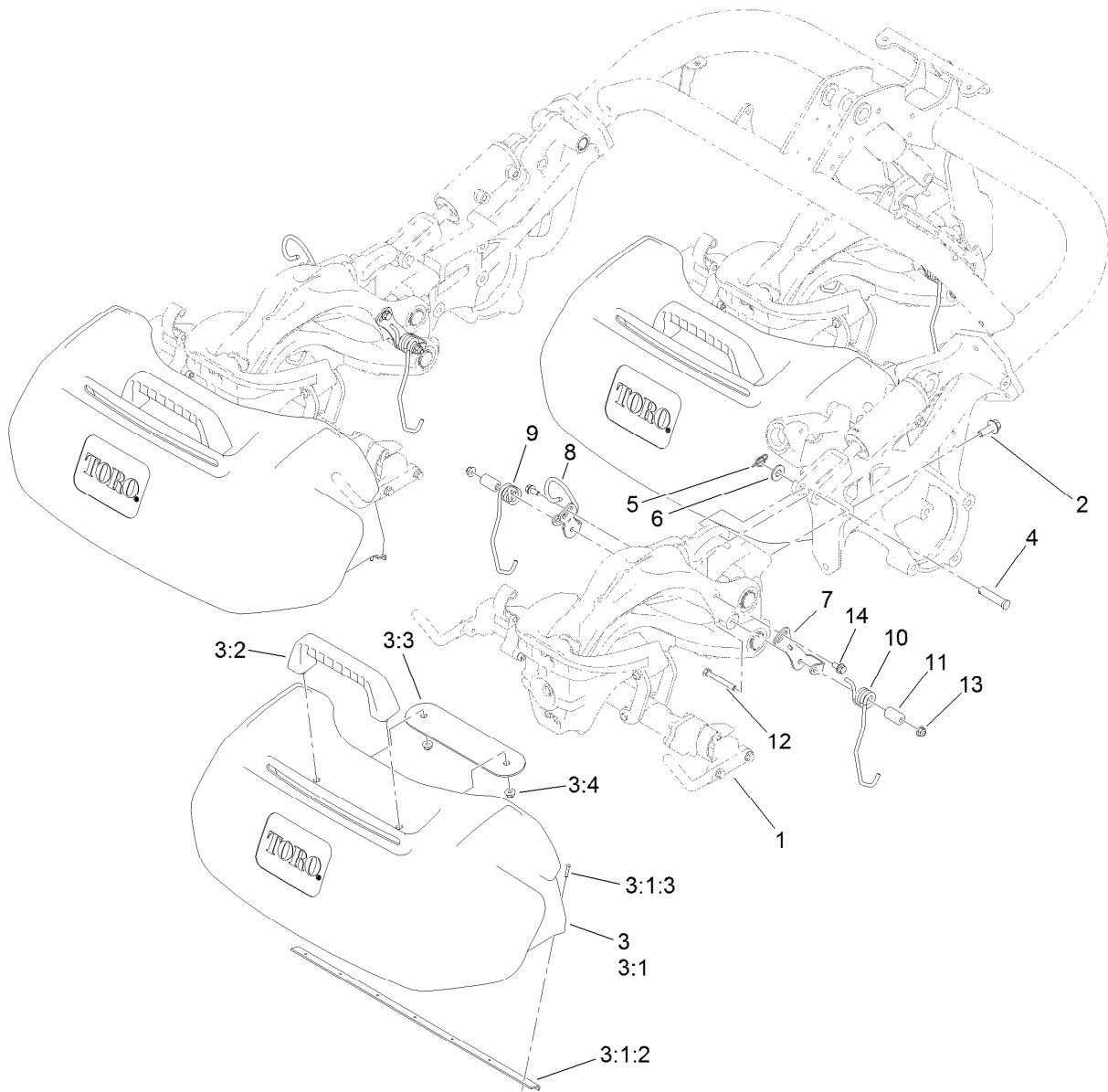
Steering Circuit Assembly (3)

<i>Ref.</i>	<i>Part Number</i>	<i>Qty.</i>	<i>Description</i>
1	117-3685	1	HYD Hose ASM
2	117-3688	1	HYD Hose ASM



Steering Circuit Assembly (4)

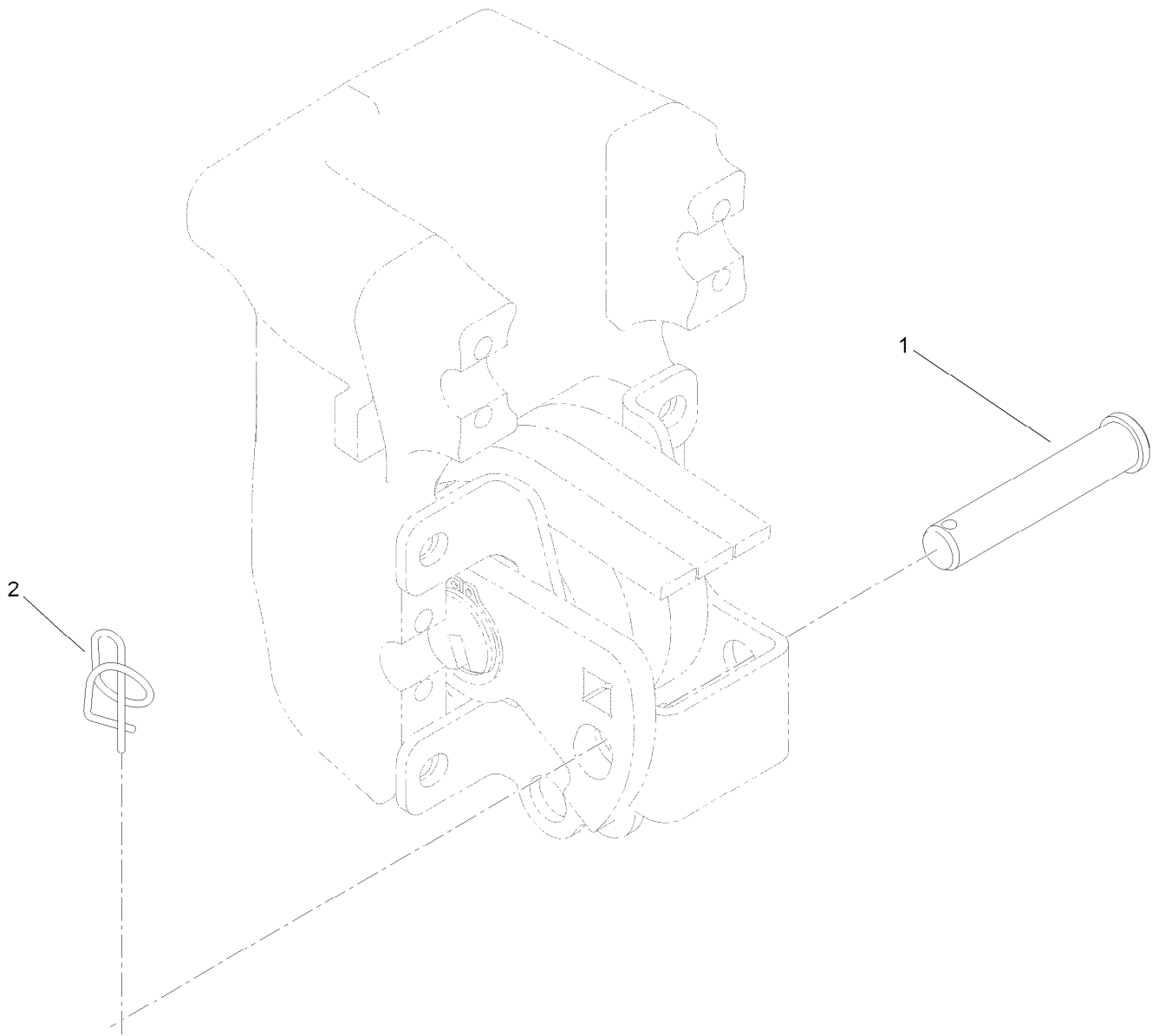
<i>Ref.</i>	<i>Part Number</i>	<i>Qty.</i>	<i>Description</i>
1	2412-34	2	Clamp-Hose
2	119-2068	1	Hose-Suction
3	120-1963	1	HYD Hose ASM
4	340-3	1	Adapter
4:1	237-22	1	O-Ring
4:2	237-79	1	O-Ring
5	2412-39	1	R-Clamp



Suspension and Basket Assembly

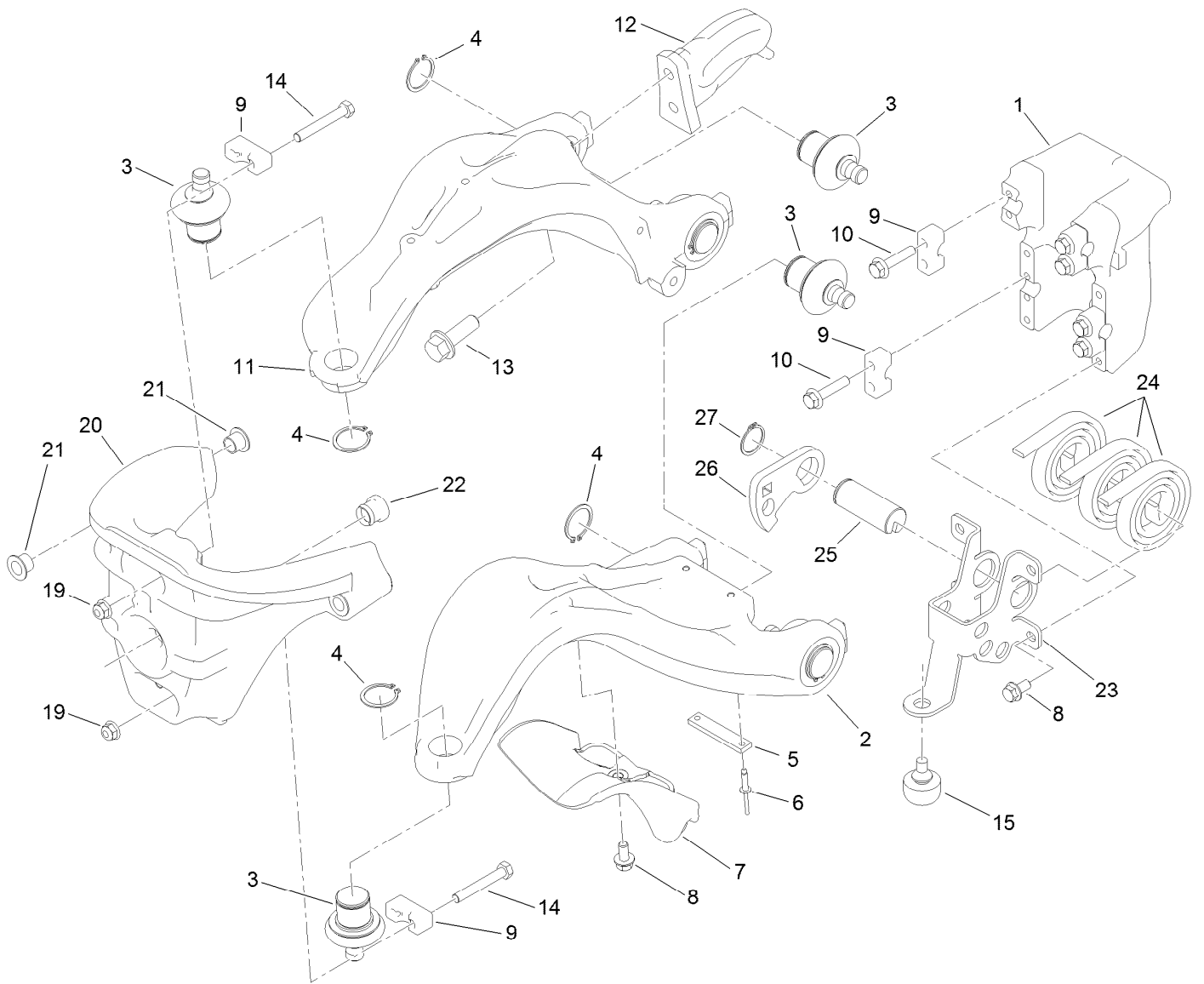
Ref.	Part Number	Qty.	Description	Ref.	Part Number	Qty.	Description
1		3	Suspension ASM ●	5	112-1491	3	Pin-Cotter
2	117-9035	9	Screw-HHF	6	29-8910	3	Washer
3	117-8096	3	Basket ASM	7	117-6822	3	Retainer-Spring, LH
3:1	120-2775	1	Grass Basket ASM	8	120-4617	3	Bracket ASM
3:1:2	120-2776	1	Support-Basket	9	117-6826	3	Spring-Stabilizer, RH
3:1:3	3290-382	9	Rivet-Pop	10	117-6827	3	Spring-Stabilizer, LH
3:2	117-8088	1	Handle-Grab	11	117-6825	6	Spacer
3:3	117-8092-03	1	Plate-Mounting	12	322-12	6	Screw-HH
3:4	104-8300	2	Nut-Flange, NI	13	104-8300	6	Nut-Flange, NI
4	92-2739	3	Pin-Clevis	14	114-7728	6	Screw-Threadlock

● Not serviced separately



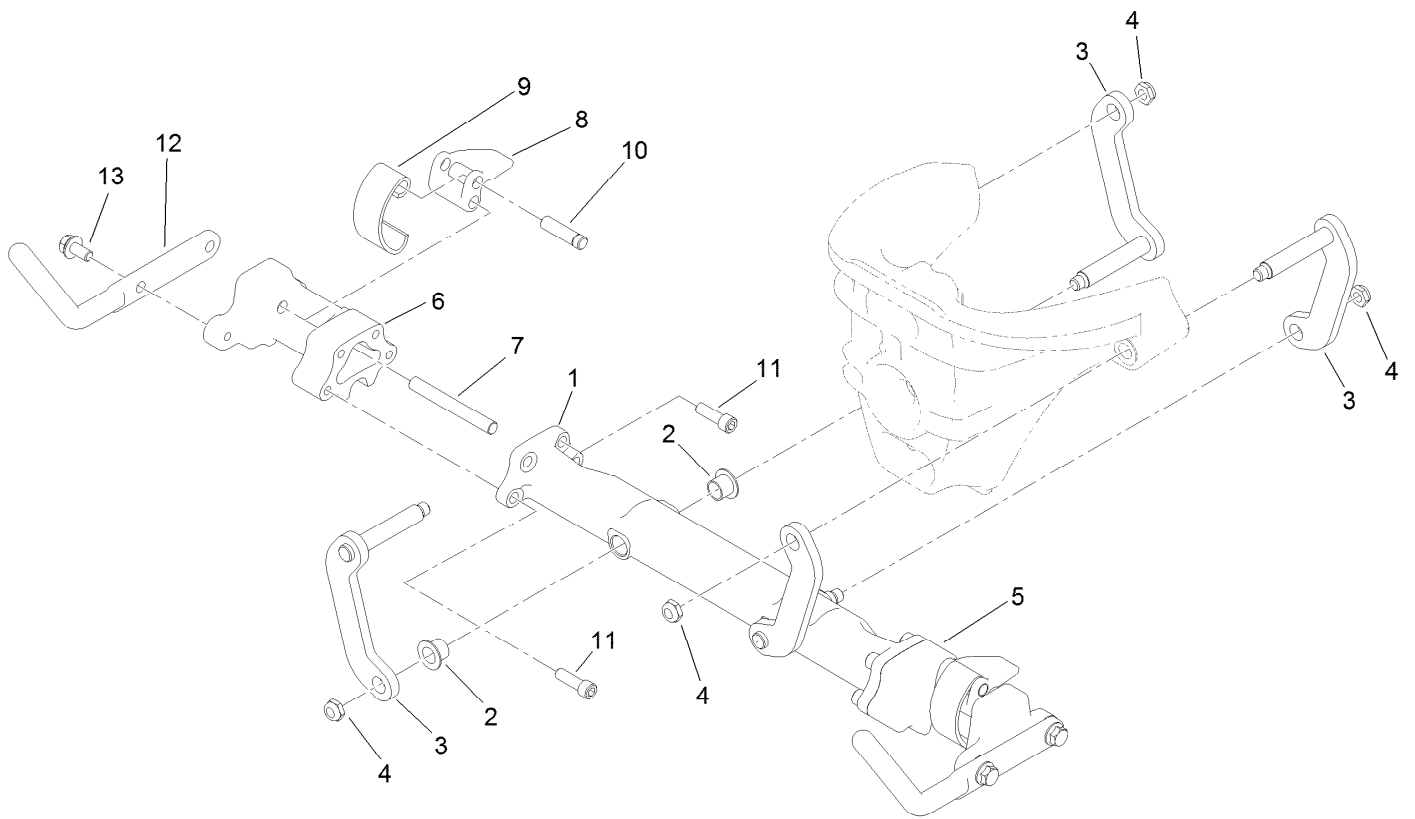
Suspension Pin Position Assembly

<i>Ref.</i>	<i>Part Number</i>	<i>Qty.</i>	<i>Description</i>
1	100-6541	3	Pin-Clevis
2	112-1491	3	Pin-Cotter



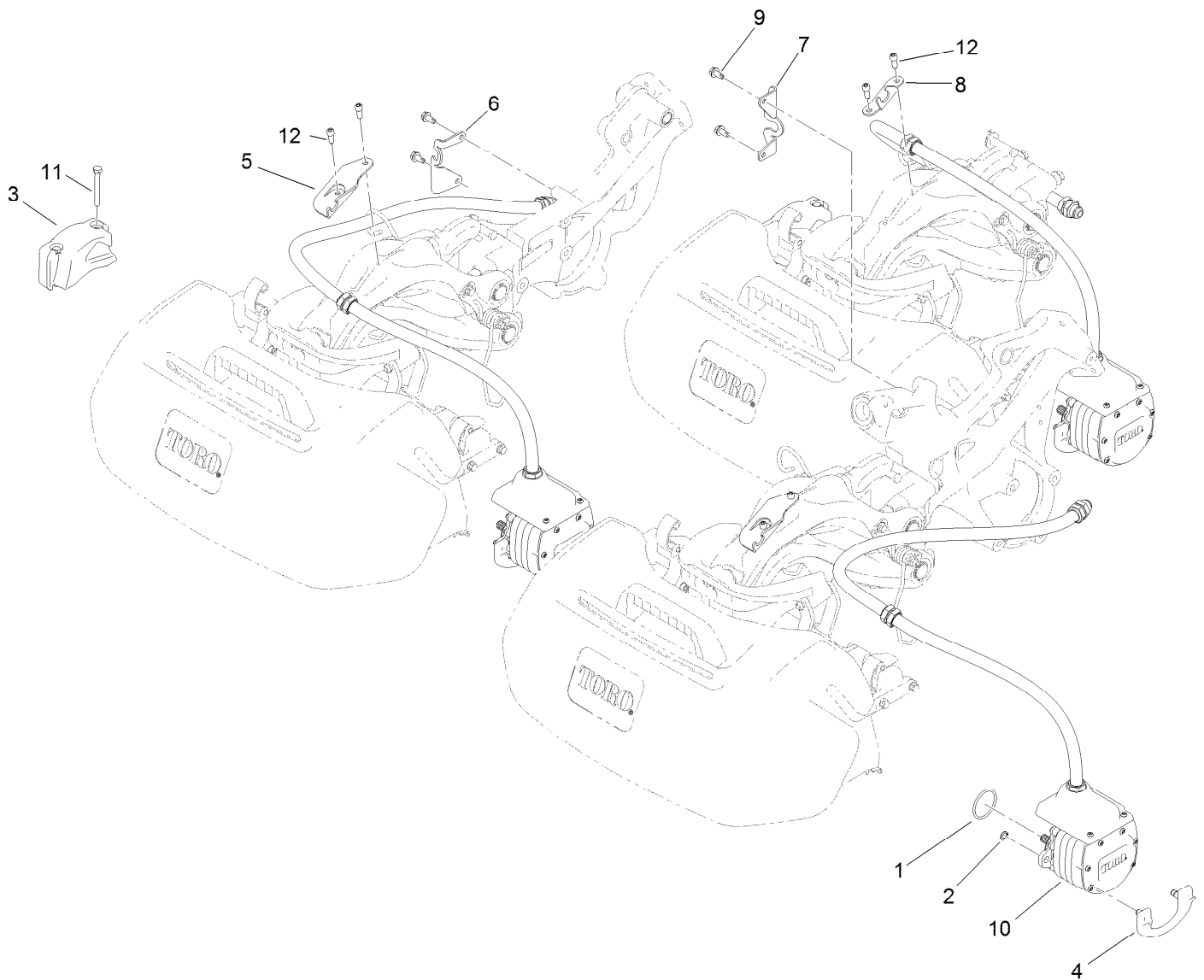
Suspension A-Arm Assembly

<i>Ref.</i>	<i>Part Number</i>	<i>Qty.</i>	<i>Description</i>	<i>Ref.</i>	<i>Part Number</i>	<i>Qty.</i>	<i>Description</i>
1	117-9480	1	Mount-Pivot, A-Arms	13	100-6116	2	Screw-HHF
2	117-6656	1	A-Arm, Lower	14	132-3838	14	Screw-HH
3	117-6658	6	Balljoint	15	87-2440	1	Bumper-Rubber
4	120-3225	6	Ring-Retaining, EXT	19	104-8300	4	Nut-Flange, NI
5	117-6674	1	Plate-Striker	20	120-3216	1	Steering Head ASM
6	3269-28	2	Rivet-Pop	21	93-2561	4	Bushing-Flange
7	117-6755	1	Stop-Steering	22	117-6819	1	Grommet
8	114-7728	5	Screw-Threadlock	23	121-9568	1	Mount-Counter Balance
9	112-5647	6	Clamp	24	114-9306	3	Spring
10	132-3837	8	Screw-HHF	25	117-6608	1	Pin
11	117-6648	1	A-Arm, Upper	26	117-6738	1	Arm-Tensioner
12	117-6650	1	Plate-Lift	27	32151-29	1	Ring-Retaining



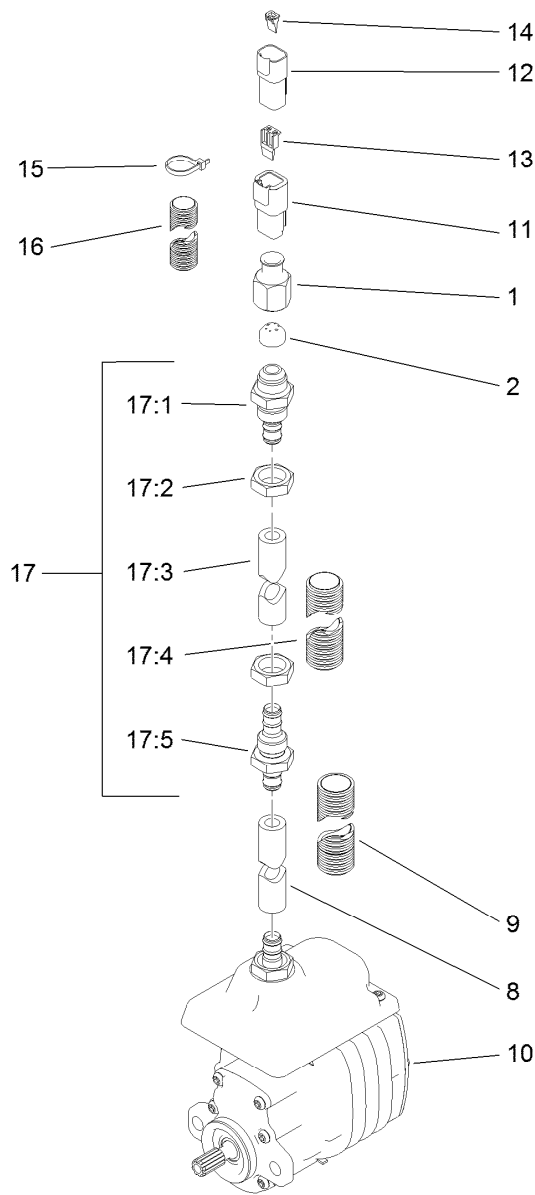
Suspension Crossarm Assembly

Ref.	Part Number	Qty.	Description
1	120-3217	1	Crossarm ASM
2	93-2561	4	Bushing-Flange
3	117-6654	4	Link ASM
4	3296-59	4	Nut-Lock, NI
5	117-9482	1	Mount-Cross Arm, LH
6	117-9492	1	Mount-Cross Arm, RH
7	114-8051	2	Pin-Pivot
8	114-8047	2	Lever
9	114-8048	2	Spring
10	114-8049	2	Pin-Pivot
11	120-3227	8	Screw-HSH
12	125-5152-03	2	Horn-Basket
13	114-7728	4	Screw-Threadlock



Electric Reel Motor Assembly

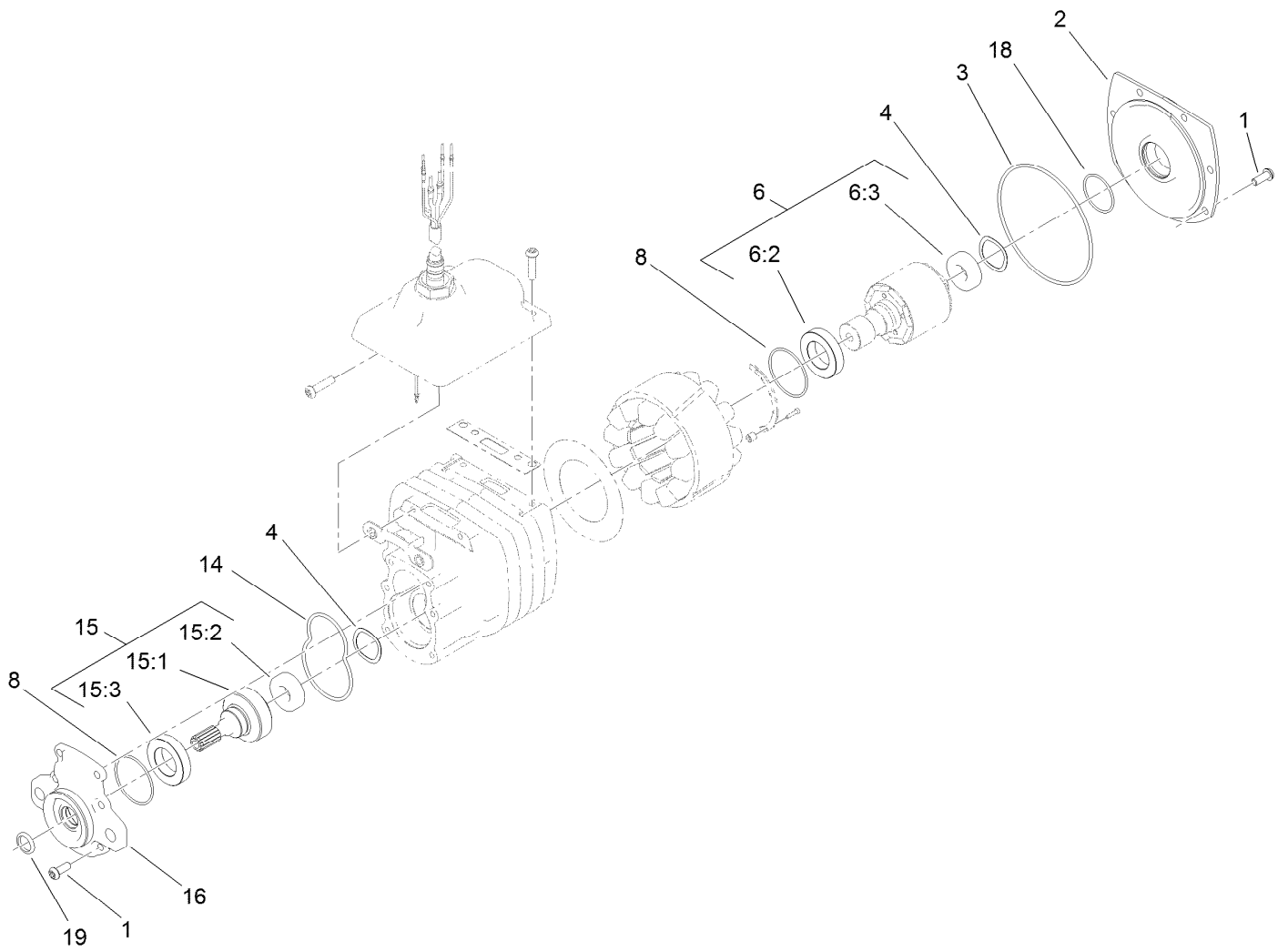
Ref.	Part Number	Qty.	Description
1	115-3298	3	O-Ring
2	115-5206	6	Ring-Retaining
3	117-6774-03	3	Weight-Electric
4	115-5389	3	Cam-Mount, Motor
5	119-7487	2	Bracket-Clamp, Hose
6	120-4551	1	Bracket-Hose
7	120-4531	1	Bracket-Hose
8	119-7540	1	Bracket-Hose, Rear
9	32104-32	4	Screw-HWH
10	119-7575	3	Electric Reel Motor ASM
11	322-13	6	Screw-HH
12	100-2401	6	Screw-HSH



Electric Reel Motor Assembly No. 119-7575

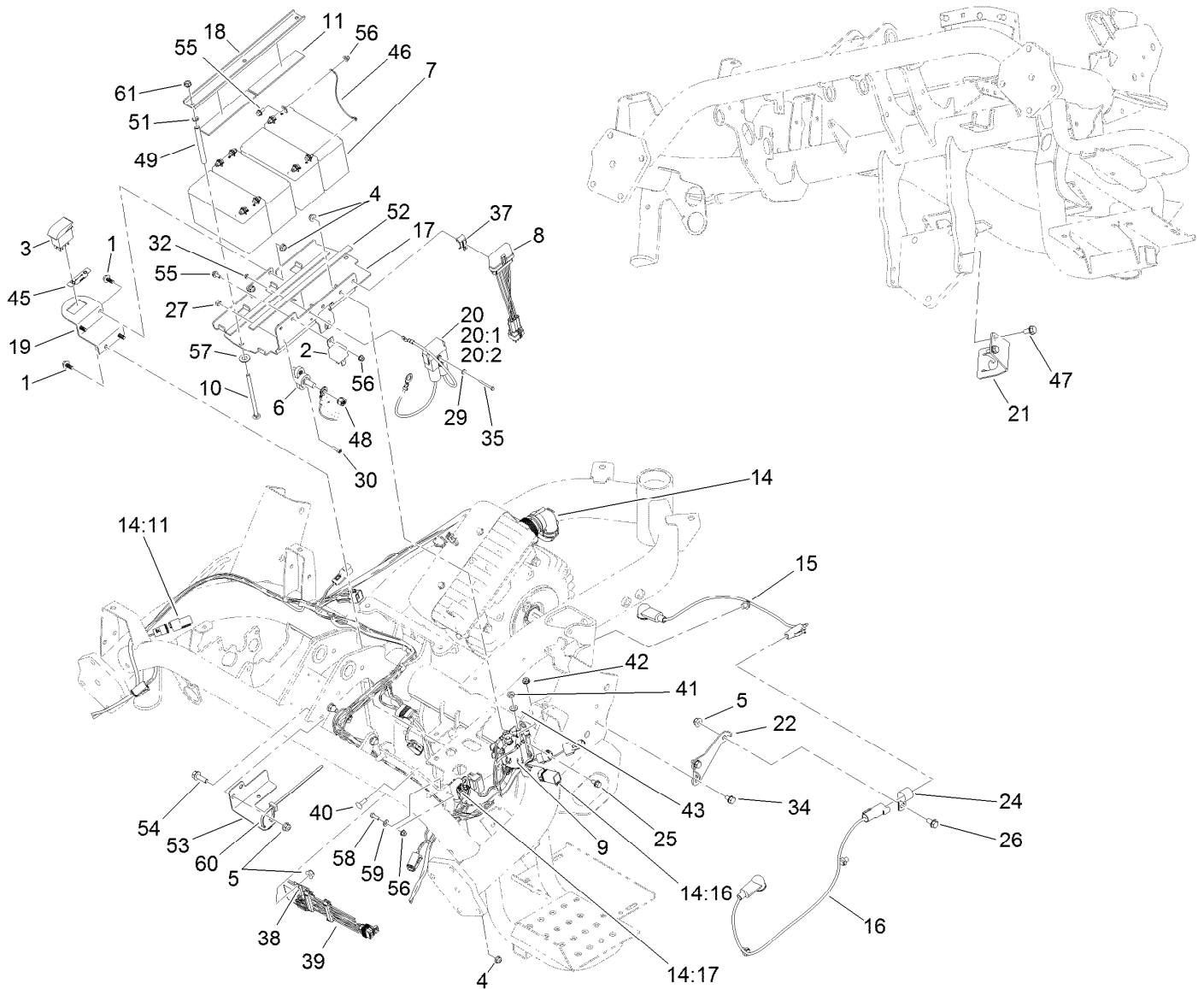
<i>Ref.</i>	<i>Part Number</i>	<i>Qty.</i>	<i>Description</i>	<i>Ref.</i>	<i>Part Number</i>	<i>Qty.</i>	<i>Description</i>
1	119-7481	1	Nut-Ferrule	15	3290-378	4	Tie-Cable
2	119-7480	1	Ferrule	16	120-3223	1	Tubing-Convolute, Slit
8	119-7476	1	Hose	17	120-4532	1	Hose ASM
9	119-7558	1	Tubing-Convolute, Slit	17:1	119-7545	1	Fitting-Bulkhead
10		1	Motor-Electric ●	17:2	119-7457	2	Nut
11	32160-245	1	Connector	17:3	119-7524	1	Hose
12	32160-315	1	Connector	17:4	119-7559	1	Tubing-Convolute, Slit
13	32180-083	1	Wedge	17:5	119-7544	1	Fitting-Bulkhead
14	32180-084	1	Wedge				

● Not serviced separately



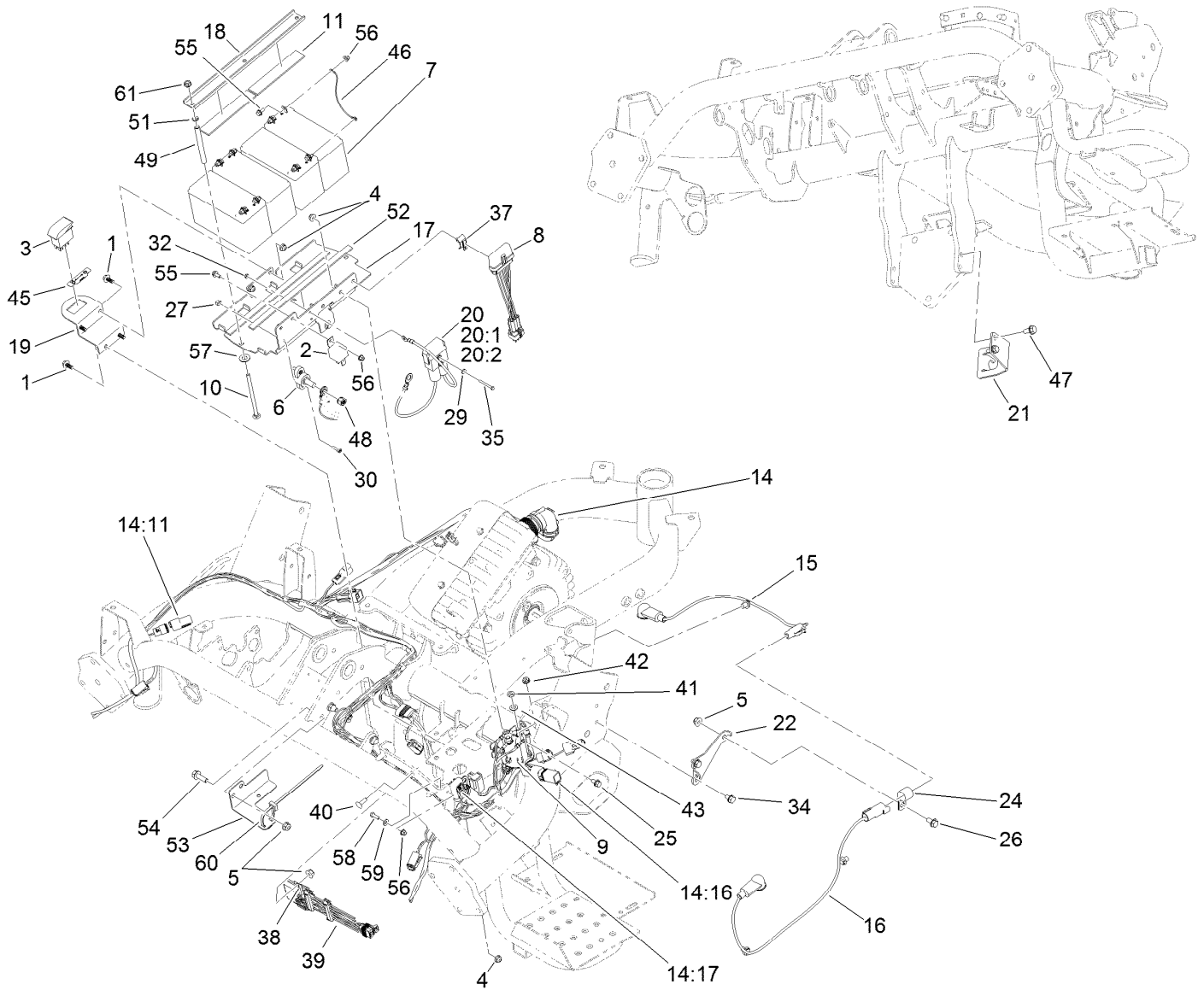
Electric Motor Assembly

<i>Ref.</i>	<i>Part Number</i>	<i>Qty.</i>	<i>Description</i>	<i>Ref.</i>	<i>Part Number</i>	<i>Qty.</i>	<i>Description</i>
1	120-4559	12	Screw-Bhcs	14	112-9611	1	O-Ring
2	115-4779	1	Cover-Motor	15	115-4782	1	Output Gear ASM
3	112-9609	1	O-Ring	15:1	112-5153	1	Gear-Output
4	112-5163	2	Washer-Wave	15:2	120-4557	1	Bearing
6	119-7450	1	Rotor ASM	15:3	112-5158	1	Bearing-Ball
6:2	112-5158	1	Bearing-Ball	16	115-4777	1	Cover-Gearbox
6:3	120-4557	1	Bearing	18	119-1156	1	O-Ring
8	112-9616	2	O-Ring	19	119-7451	1	Seal-Oil



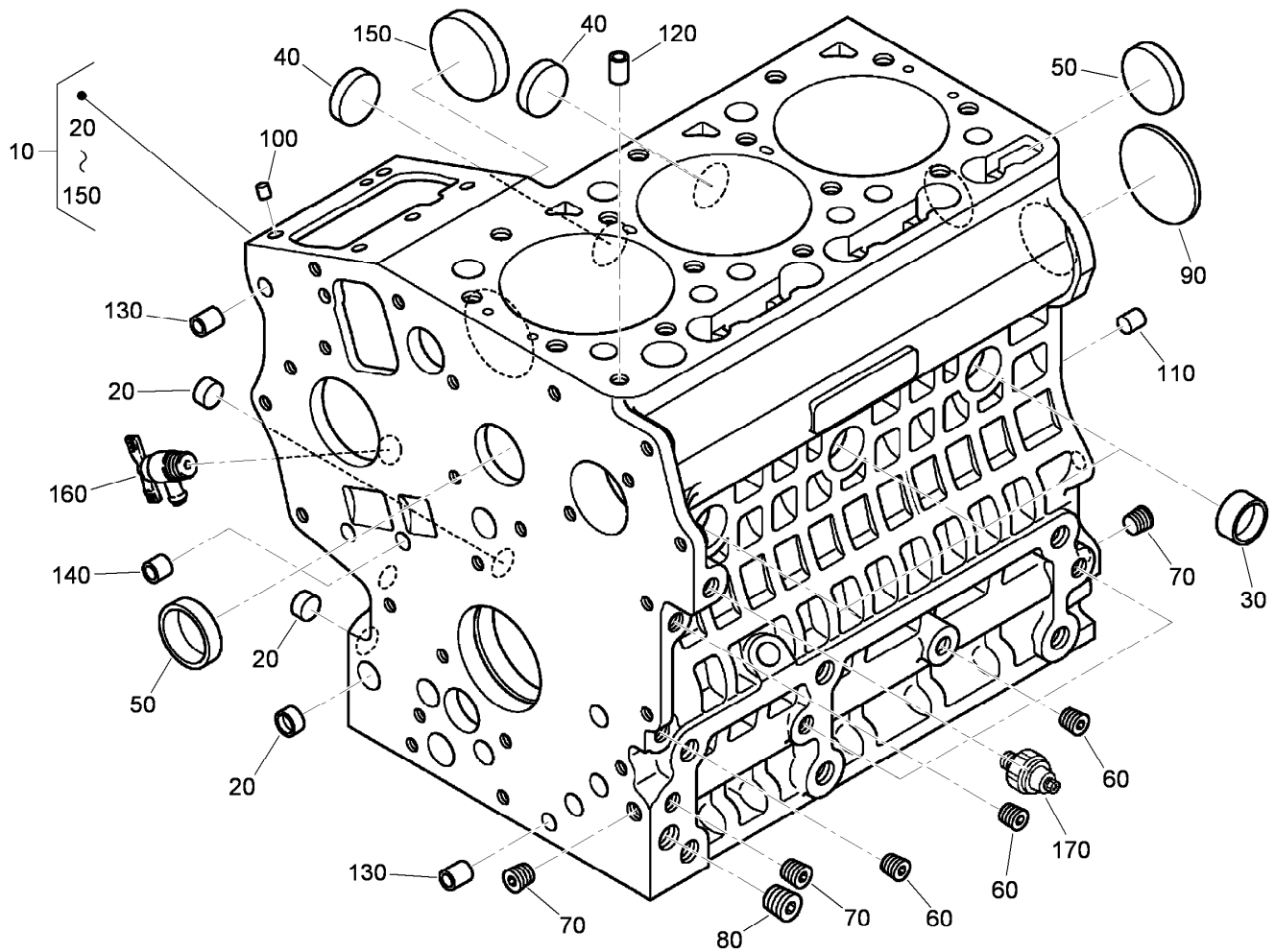
Electric Mow Battery Assembly

Ref.	Part Number	Qty.	Description	Ref.	Part Number	Qty.	Description
1	99-6810	5	Screw-HHF	19	121-6669-01	1	Bracket-Backlap
2	99-7435	1	Relay-Power	20	119-5773	1	Harness-Wire
3	100-8490	1	Switch-Rocker	20:1	120-3954	1	Fuse-60 Amp
4	104-7201	5	Nut-Flange, NI	20:2	32180-085	1	Fuse-Cover
5	104-8300	3	Nut-Flange, NI	21	119-7566-03	1	Bracket-Hose, Rear
6	110-8823	1	Block-Junction	22	119-8175	1	Bracket-Disconnect
7	112-9621	4	Battery- Nonspillable	24	2412-4	1	Clamp
8	112-9630	1	Module-Reel, I.D.	25	3234-13	2	Screw-HHF
9	115-4765	1	Contactora	26	3234-7	1	Screw-HHF
10	120-4585	3	Screw-CARR	27	3296-21	2	Nut-Lock, NI
11	115-9477	2	Strip-Foam	29	3256-12	2	Washer-Flat
14	121-6565	1	Wire Harness ASM	30	3273-26	2	Screw-HSH
14:11	32180-043	2	Resistor-120 Ohm	32	3296-9	2	Nut-Lock
14:16	119-7781	1	Diode-Sealed	34	32104-82	2	Screw-HHF
14:17	120-3958	1	Fuse-Blade, 10A	35	32105-21	2	Screw-HH
15	119-1783	1	Harness-Wire, Battery Disconnect	37	32180-011	1	Clip-Connector
16	119-1784	1	Harness-Wire, Battery Disconnect	38	32180-020	1	Clip-Connector
17	119-2103-01	1	Plate-Battery	39	119-4330	1	Isolated Can Module ASM
18	119-2104-01	1	Channel-Clamp, Battery	40	1-807512	1	Bolt-CARR
				41	3220-2	2	Nut-Jam
				42	32149-8	2	Nut-Keps



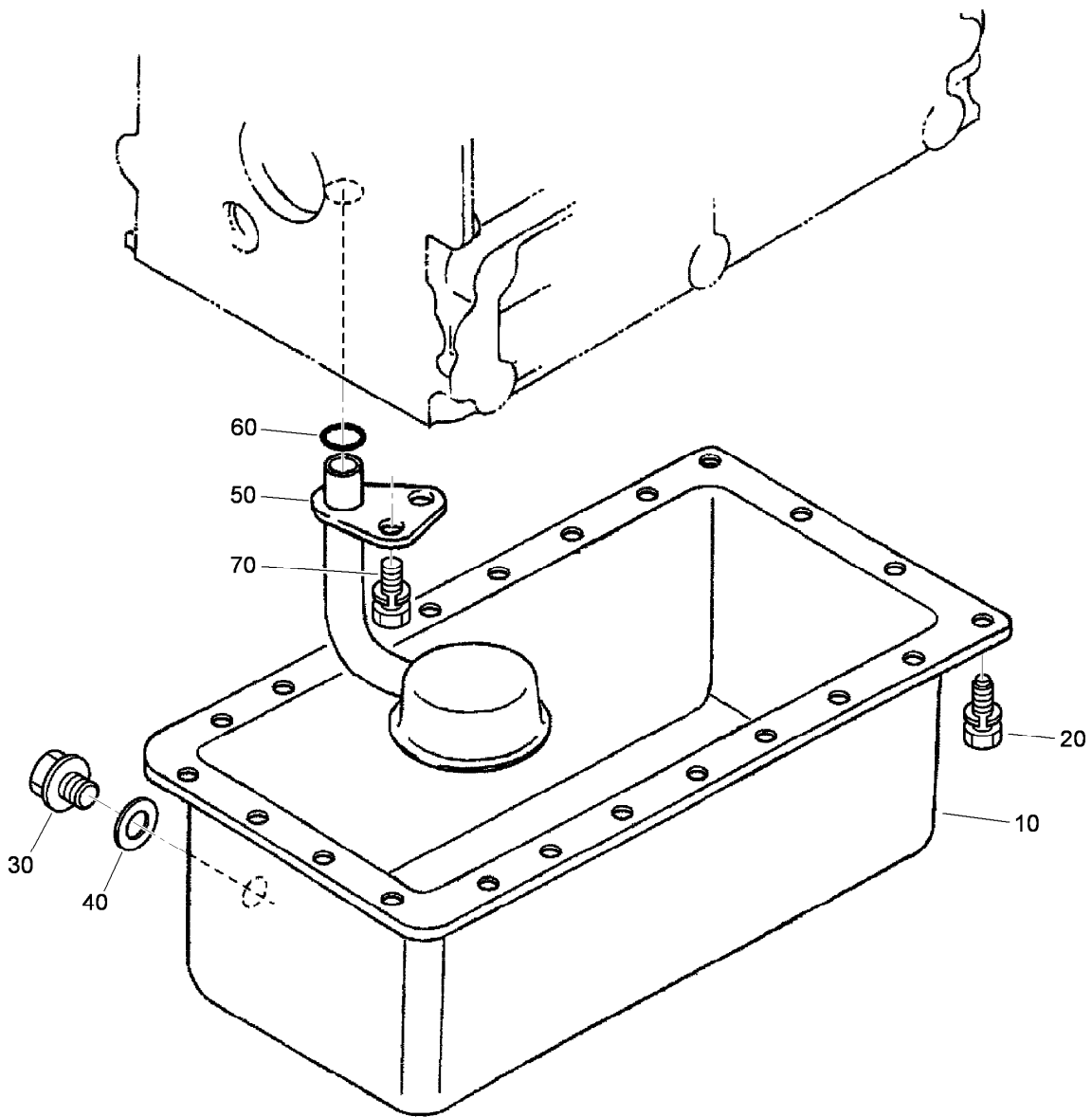
Electric Mow Battery Assembly (continued)

<i>Ref.</i>	<i>Part Number</i>	<i>Qty.</i>	<i>Description</i>	<i>Ref.</i>	<i>Part Number</i>	<i>Qty.</i>	<i>Description</i>
43	3253-4	2	Washer-Lock	53	120-4570	1	Bracket-Harness
45	121-6670	1	Decal-Backlap	54	3234-29	2	Screw-HHF
46	119-1782	3	Battery Jumper Wire	55	120-4579	9	Screw-Hfh
			Harness ASM	56	120-4580	10	Nut-HF
47	32144-14	2	Screw-HWHTF	57	48-9220	3	Washer
48	32149-10	1	Nut-Keps	58	60-6910	1	Screw-HH
49	120-4586	3	Tube	59	3256-14	1	Washer-Flat
51	1-803037	3	Nut-Retaining	60	3290-378	1	Tie-Cable
52	115-8827	2	Foam-Strip	61	32128-33	3	Nut-HF



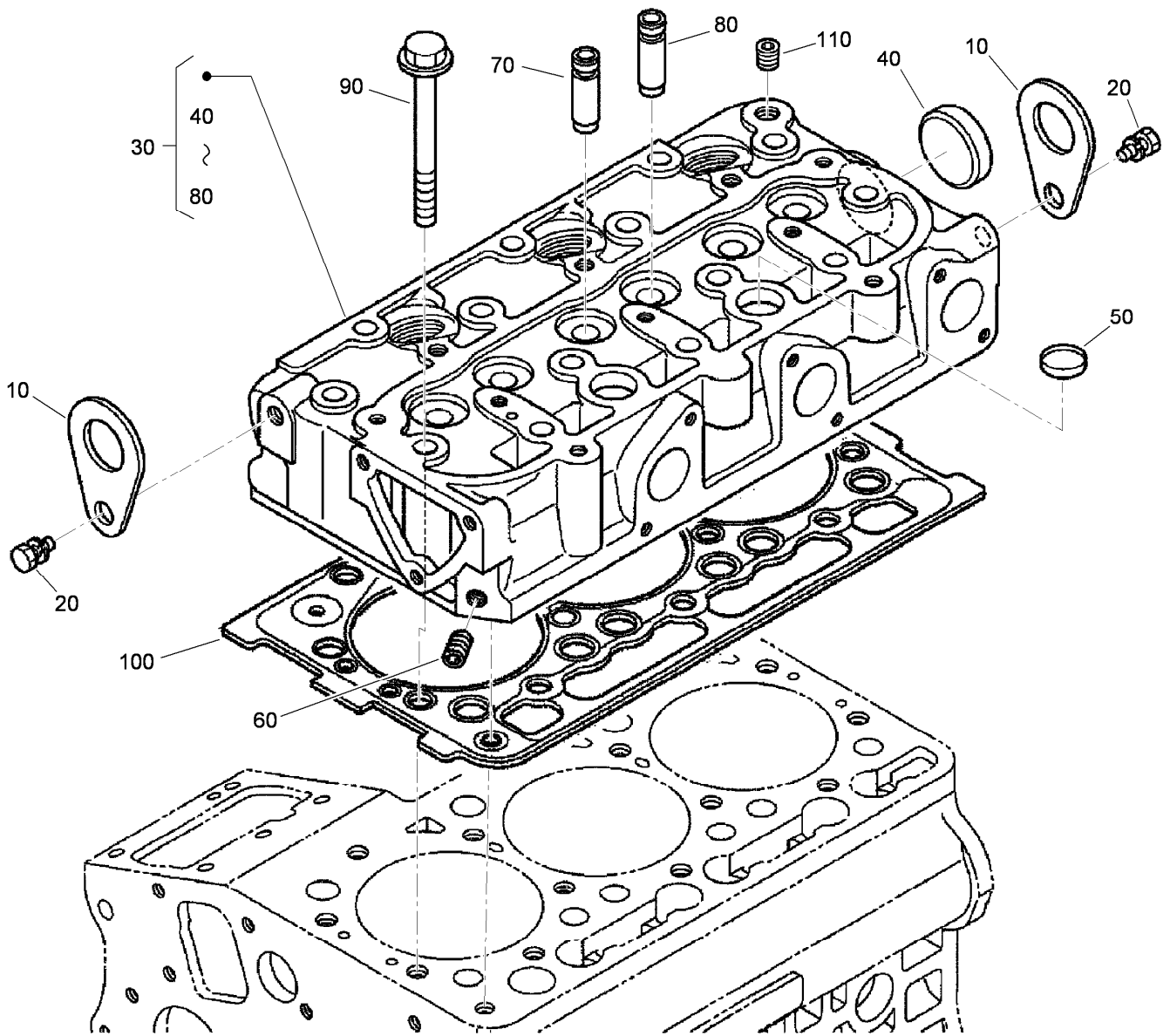
Crankcase Assembly

<i>Ref.</i>	<i>Part Number</i>	<i>Qty.</i>	<i>Description</i>	<i>Ref.</i>	<i>Part Number</i>	<i>Qty.</i>	<i>Description</i>
10	120-3120	1	Crankcase ASM	100	98-9375	2	Pin-Straight
20	100-2019	3	Cap-Sealing	110	98-9377	2	Pin-Straight
30	100-2020	3	Cap-Sealing	120	98-7506	1	Pin-Pipe
40	110-3702	2	Cap-Sealing	130	98-9387	2	Pin-Pipe
50	98-9398	2	Cap-Sealing	140	100-2051	2	Pin-Pipe
60	98-9687	5	Plug	150	100-1991	1	Cover-Fuel, Camshaft
70	98-7487	3	Plug	160	120-3121	1	Draincock ASM
80	98-7488	1	Plug	170	98-7764	1	Switch-Oil
90	100-1851	1	Plug-Expansion				



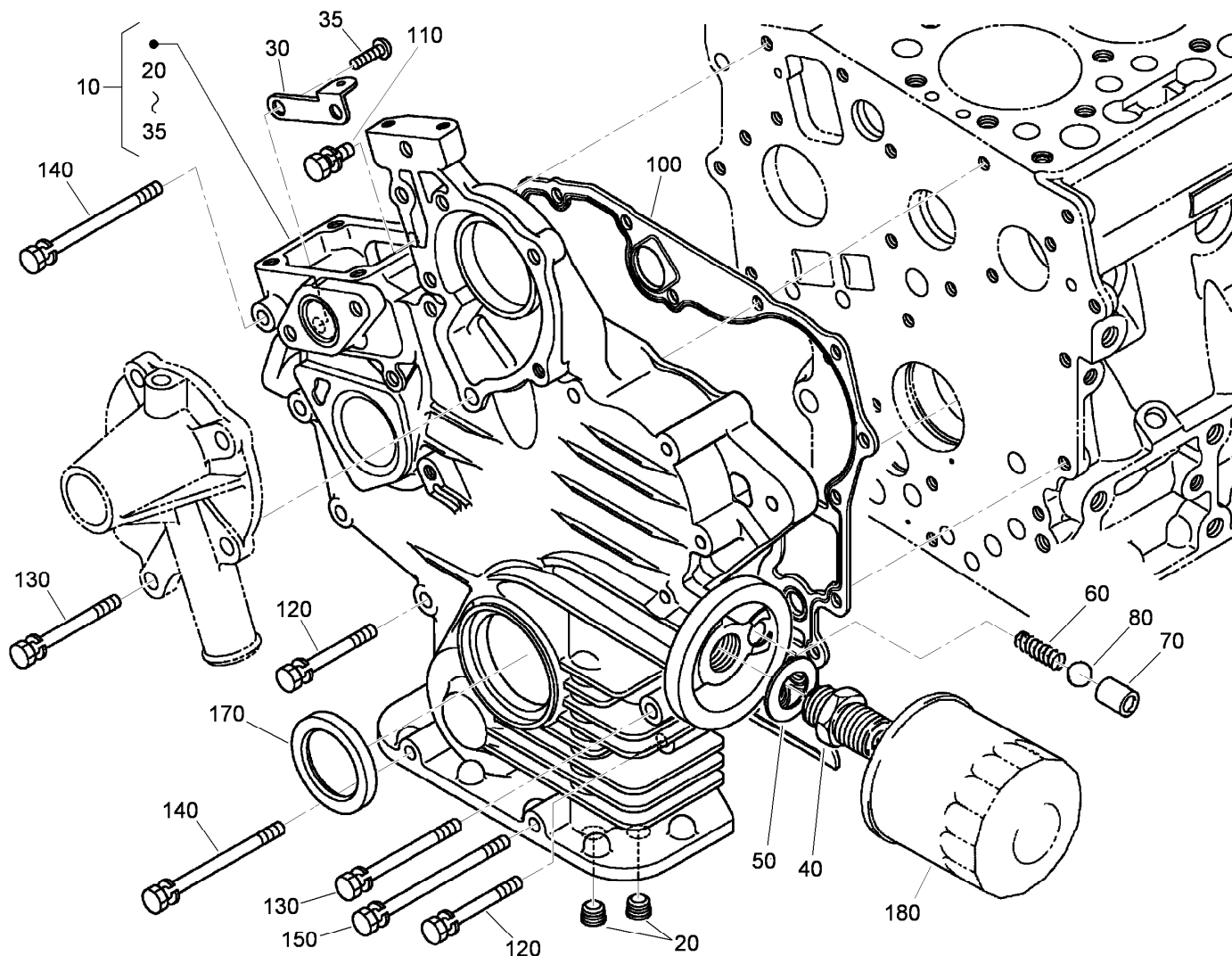
Oil Pan Assembly

<i>Ref.</i>	<i>Part Number</i>	<i>Qty.</i>	<i>Description</i>
10	120-3122	1	Oil Pan ASM
20	98-9351	22	Bolt
30	114-8151	1	Plug-Drain
40	98-7524	1	Gasket
50	100-2001	1	Strainer-Pickup, Oil
60	105-3776	1	O-Ring
70	100-9195	1	Bolt



Cylinder Head Assembly

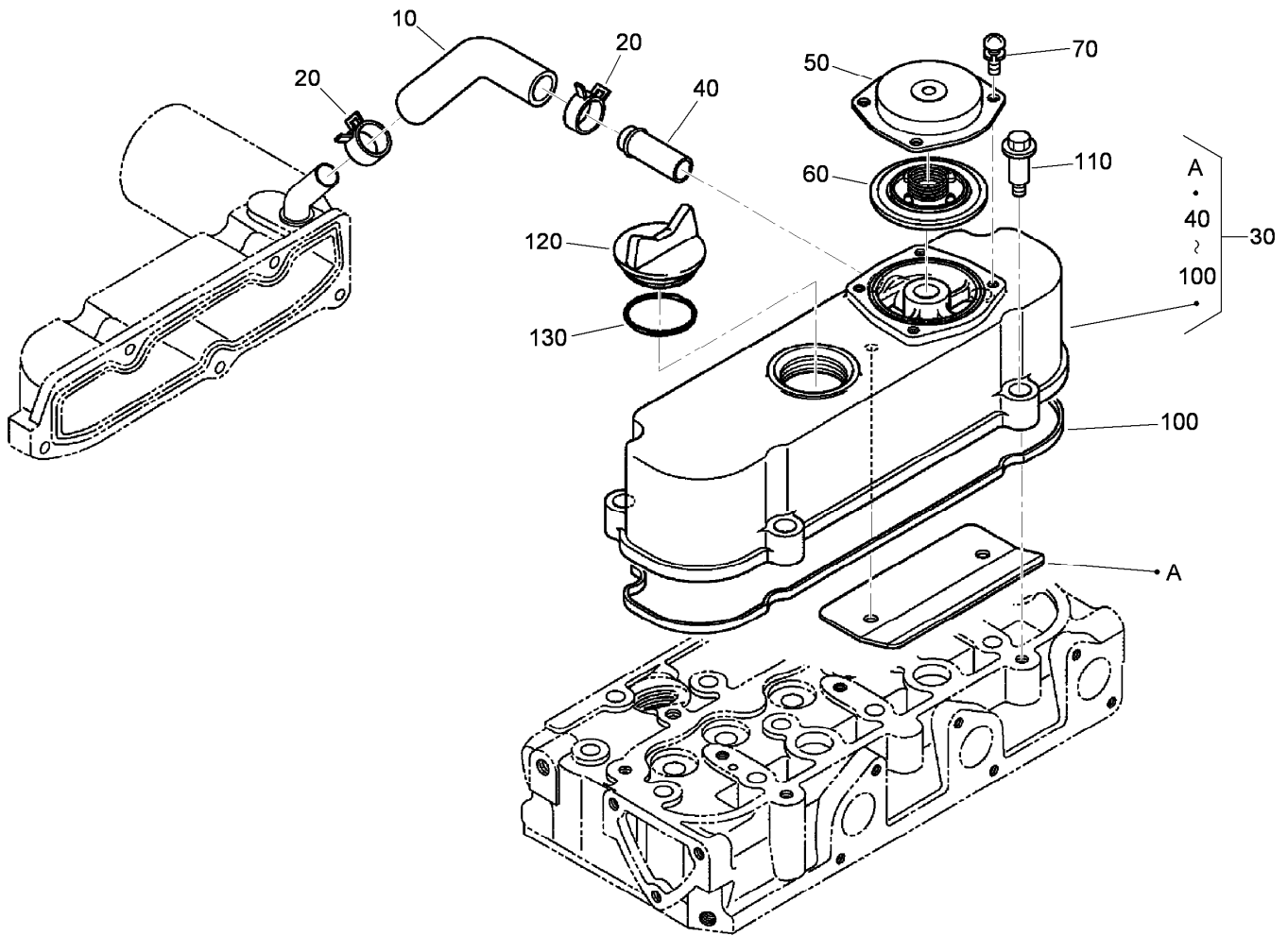
<i>Ref.</i>	<i>Part Number</i>	<i>Qty.</i>	<i>Description</i>
10	98-7531	2	Hook-Engine
20	98-7526	2	Bolt
30	120-3123	1	Cylinder Head ASM
40	105-3705	1	Cap-Sealing
50	98-9389	2	Cap-Sealing
60	98-7540	1	Plug
70	100-1882	3	Guide-Valve, Inlet
80	100-1883	3	Guide-Valve, Exhaust
90	100-1820	14	Bolt-Head, Cylinder
100	112-2520	1	Gasket-Head, Cylinder
110	98-9444	1	Plug



Gear Case Assembly

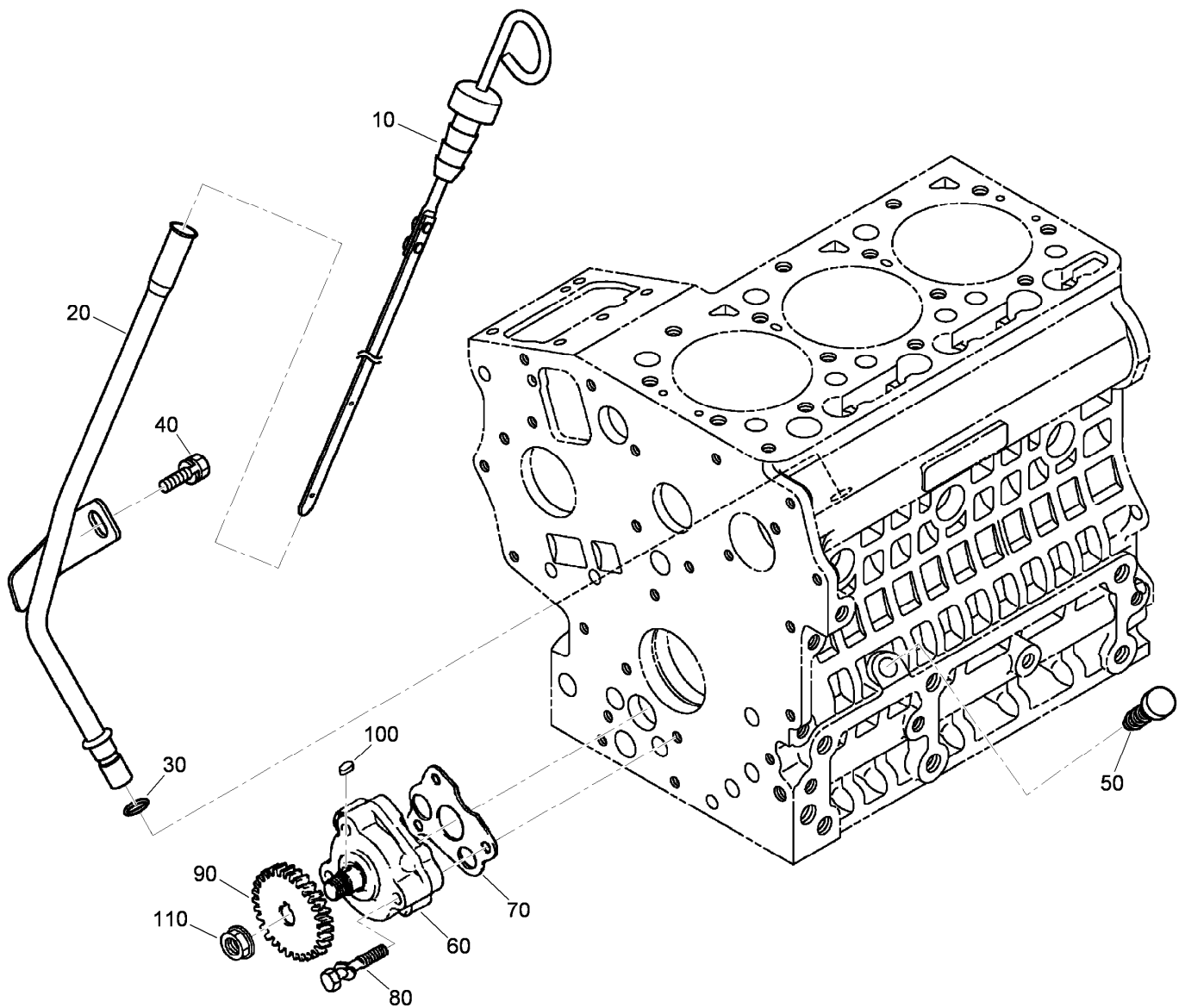
<i>Ref.</i>	<i>Part Number</i>	<i>Qty.</i>	<i>Description</i>
10	120-3138	1	Gear Case ASM
20	98-7488	2	Plug
30	110-3708	1	Stay-Spring, Start
35	100-2040	2	Screw
40	98-9388	1	Joint-Pipe
50	100-1926	1	Washer-Plain
60	100-2004	1	Spring
70	100-1894	1	Seat-Valve
80	100-1792	1	Ball

<i>Ref.</i>	<i>Part Number</i>	<i>Qty.</i>	<i>Description</i>
100	117-0327	1	Gasket-Case, Gear
110	98-7605	1	Bolt
120	105-3797	9	Bolt
130	100-1922	2	Bolt
140	98-9357	2	Bolt
150	110-3710	1	Bolt
170	100-1971	1	Seal-Oil
180	100-1892	1	Cartridge-Filter, Oil



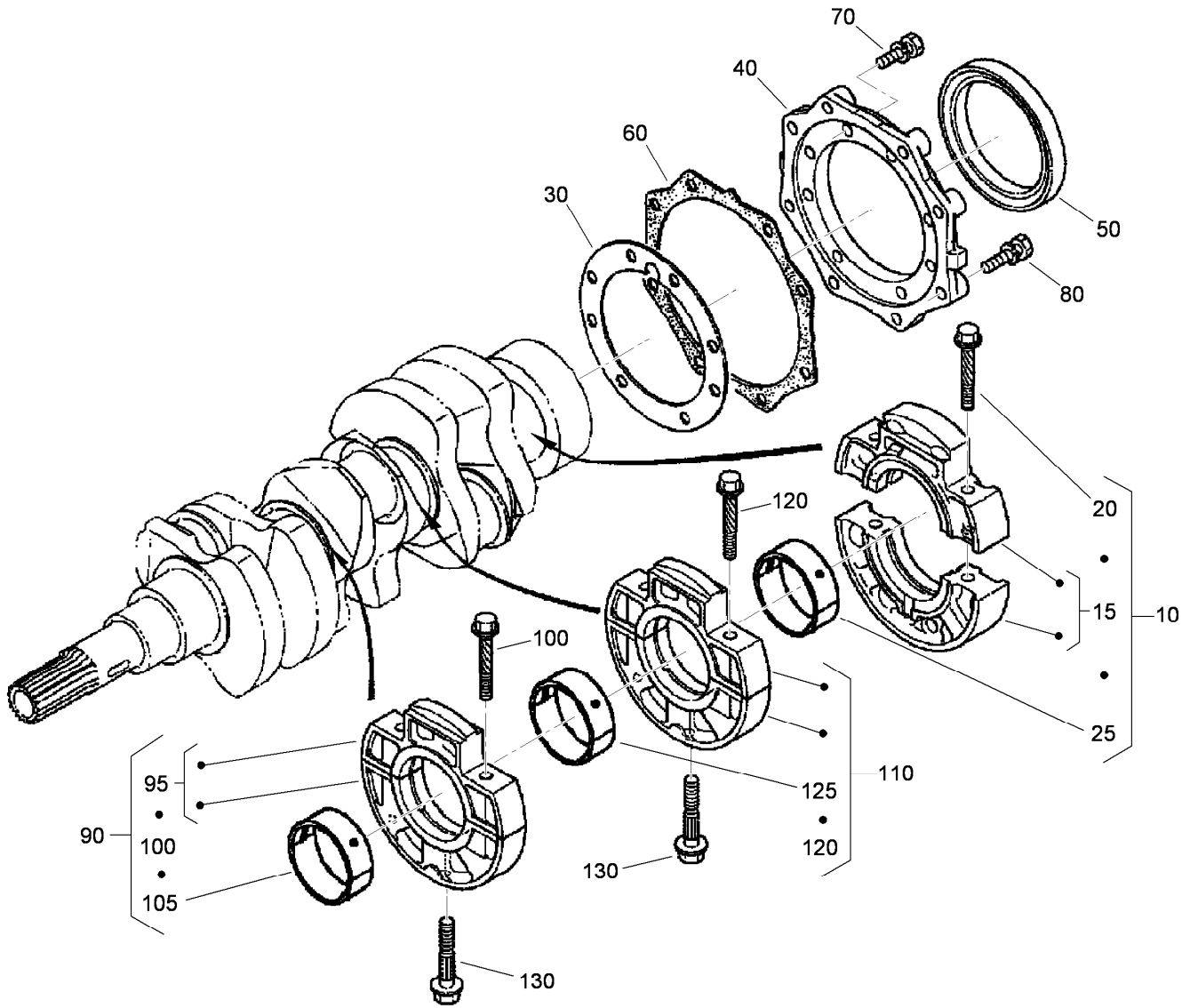
Cylinder Head Cover Assembly

<i>Ref.</i>	<i>Part Number</i>	<i>Qty.</i>	<i>Description</i>
10	120-3139	1	Tube-Breather
20	110-3712	2	Clamp-Hose
30	112-8332	1	Cylinder Head Cover ASM
40	98-9580	1	Pipe-Return, Water
50	110-3714	1	Cover-Breather
60	110-3715	1	Valve-Breather
70	98-9364	4	Screw (With Washer)
100	112-2521	1	Gasket-Cover, Head
110	108-7063	4	Bolt
120	107-9075	1	Plug-Filler, Oil
130	120-2560	1	O-Ring



Dipstick and Guide Assembly

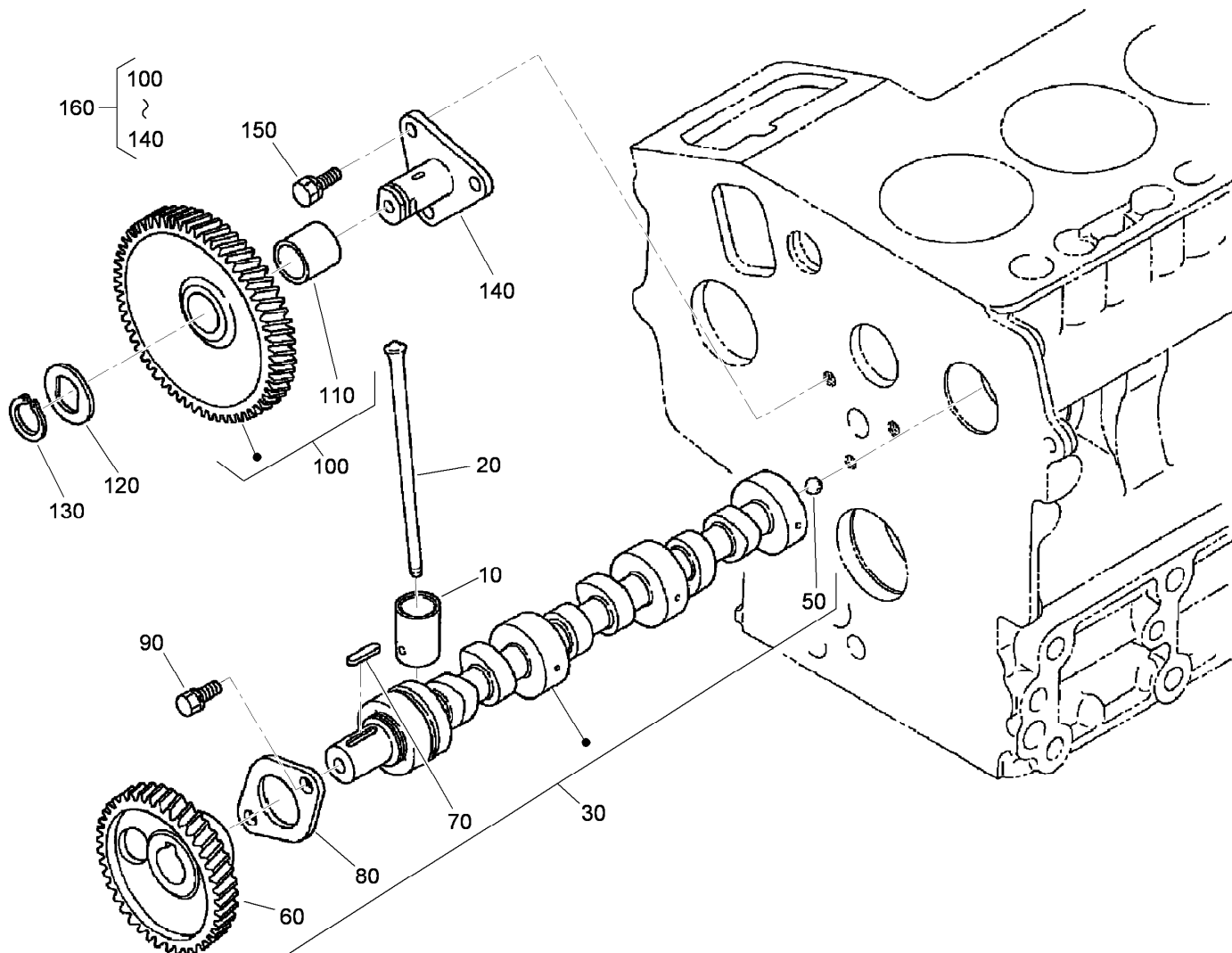
Ref.	Part Number	Qty.	Description
10	120-3124	1	Gauge-Oil
20	120-3125	1	Guide-Gauge, Oil
30	98-9722	1	O-Ring
40	115-8504	1	Bolt-Flange
50	110-3720	1	Plug-Gauge, Oil
60	100-2002	1	Oil Pump ASM
70	100-2003	1	Gasket-Pump, Oil
80	100-1923	3	Bolt
90	100-1893	1	Gear-Drive, Oil Pump
100	98-7658	1	Key-Feather
110	100-1779	1	Nut-Flange



Main Bearing Case Assembly

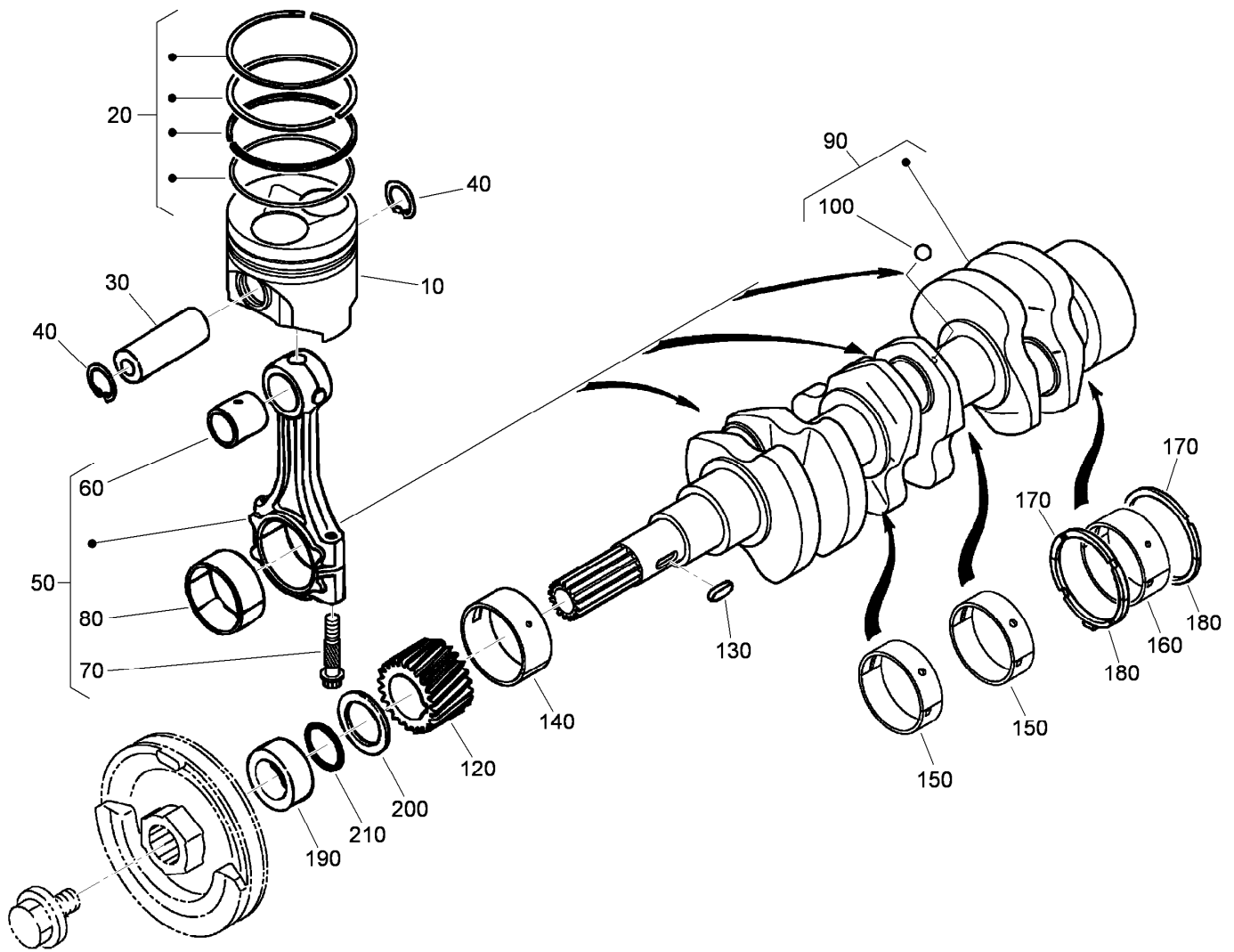
Ref.	Part Number	Qty.	Description
10	112-2494	1	Wheel Case Bearing ASM
15	110-3722	1	Main Bearing Case ASM
20	110-3723	2	Bolt-Case, Bearing
25	110-3744	1	Crankshaft Metal ASM (STD)
30	100-1873	1	Gasket-Case, Bearing
40	112-8334	1	Cover-Case, Bearing
50	110-3724	1	Seal-Oil
60	100-1876	1	Gasket-Cover, Case
70	98-7568	8	Bolt
80	100-1750	8	Bolt

Ref.	Part Number	Qty.	Description
90	112-2495	1	Main Case Bearing ASM
95	110-3722	1	Main Bearing Case ASM
100	110-3723	2	Bolt-Case, Bearing
105	110-3741	1	Crankshaft Metal ASM (STD)
110	112-2496	1	Main Case Bearing ASM
120	110-3723	2	Bolt-Case, Bearing
125	110-3741	1	Crankshaft Metal ASM (STD)
130	100-1874	2	Bolt-Case, Bearing



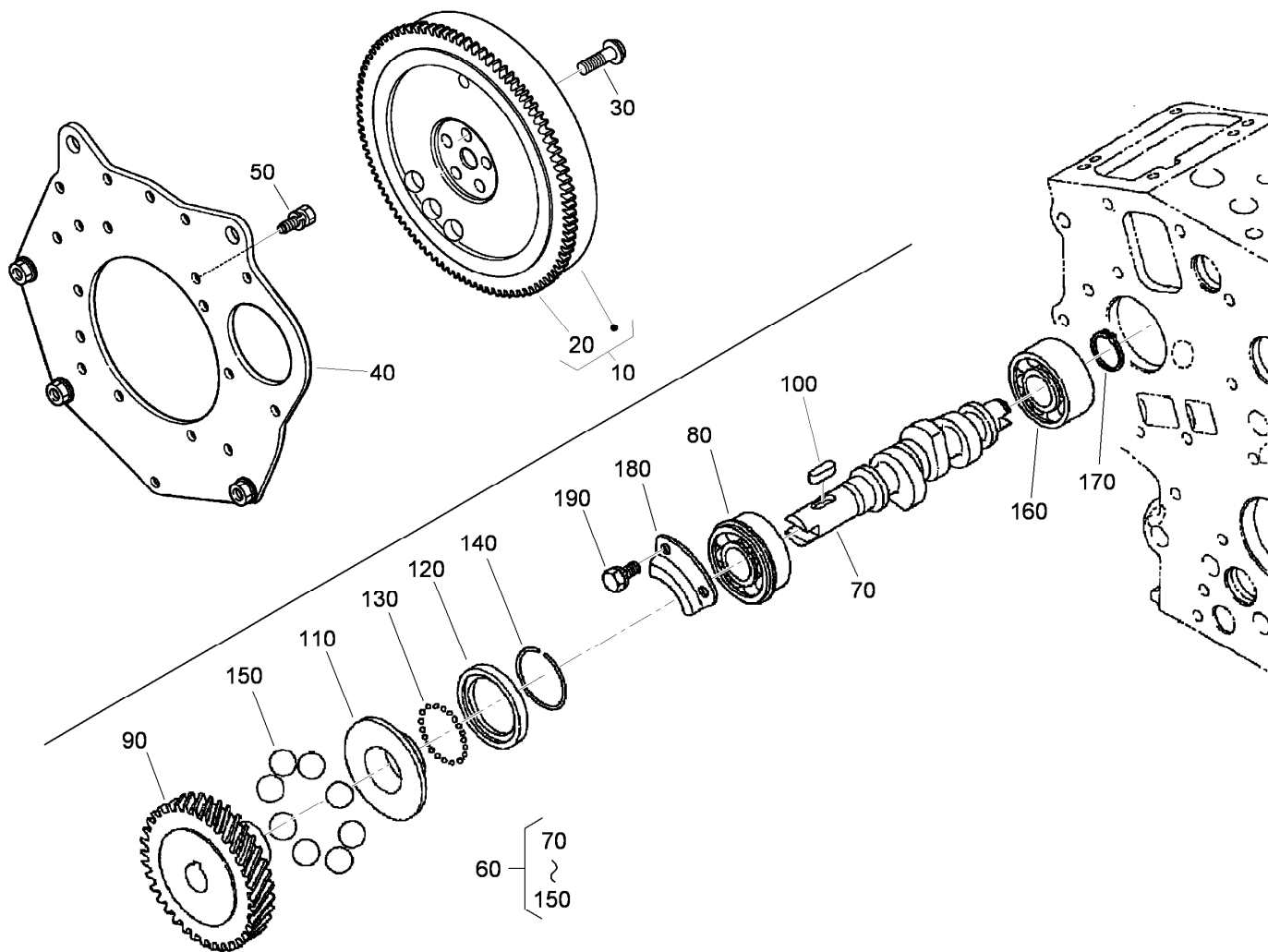
Cam Shaft and Idle Gear Shaft Assembly

Ref.	Part Number	Qty.	Description
10	110-3727	6	Tappet
20	100-1989	6	Rod-Push
30	120-3126	1	Camshaft ASM
50	110-3729	1	Ball
60	100-1889	1	Gear-Camshaft
70	98-9378	1	Key-Feather
80	100-1887	1	Stopper-Camshaft
90	98-9350	2	Bolt
100	100-1966	1	Gear-Idle
110	100-1968	1	Bushing
120	100-1970	1	Collar-Gear, Idle
130	100-1969	1	Ring-Snap
140	100-1967	1	Shaft-Gear, Idle
150	98-9351	3	Bolt
160	100-2240	1	Idle Gear ASM



Piston and Crankshaft Assembly

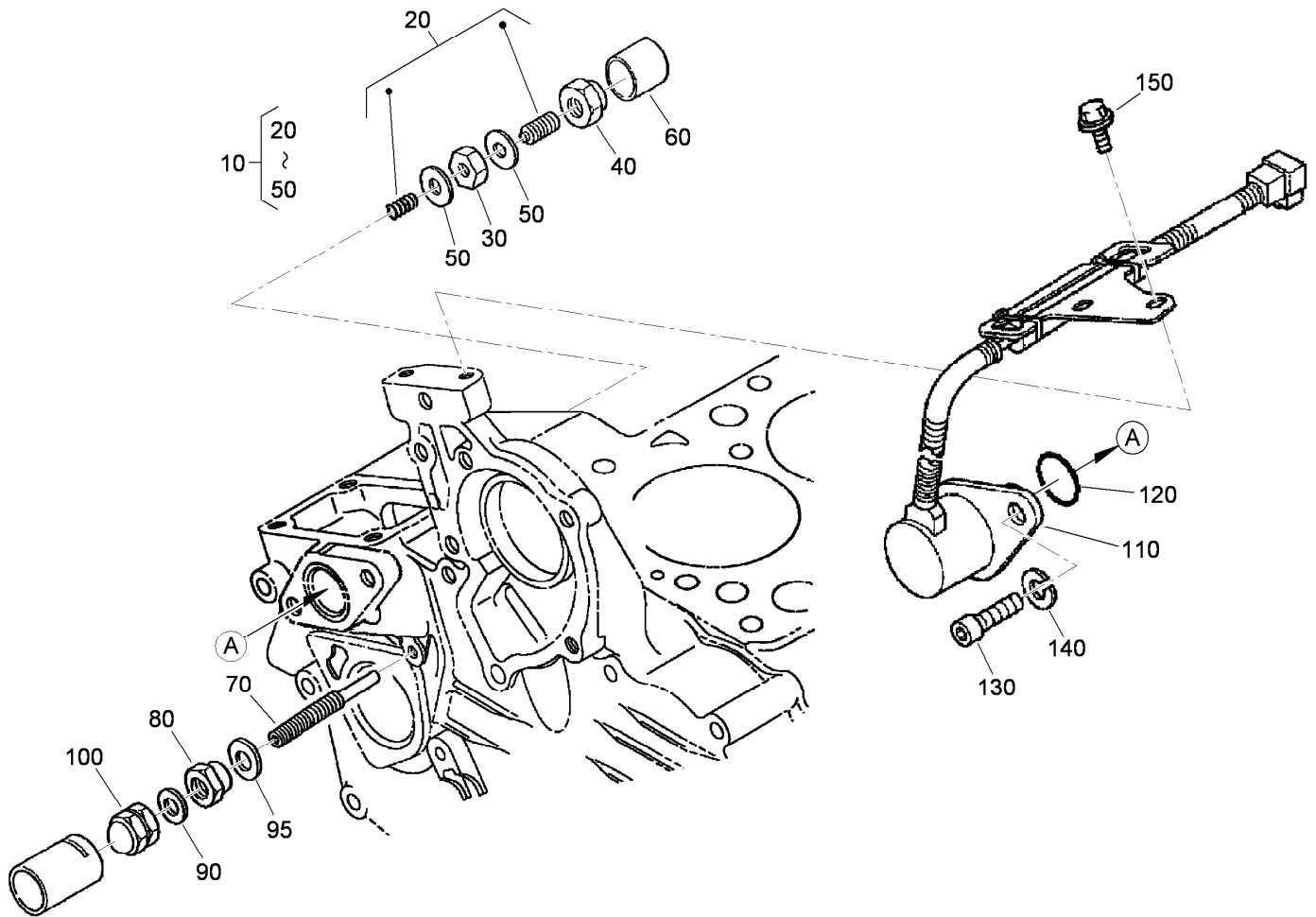
Ref.	Part Number	Qty.	Description	Ref.	Part Number	Qty.	Description
10	117-8849	3	Piston STD	150	110-3741	2	Crankshaft Metal ASM (STD)
10	112-8399	3	Piston (+.25Mm)	150	110-3742	2	Crankshaft Metal ASM (-0.20Mm)
20	110-3732	3	Piston Ring ASM (STD)	150	110-3743	2	Crankshaft Metal ASM (-0.40Mm)
20	110-3733	3	Piston Ring ASM (+.25Mm)	160	110-3744	1	Crankshaft Metal ASM (STD)
30	110-3734	3	Pin-Piston	160	110-3745	1	Crankshaft Metal ASM (-0.20Mm)
40	100-1835	6	Circlip-Internal	160	110-3746	1	Crankshaft Metal ASM (-0.40Mm)
50	110-3735	3	Connecting Rod ASM	170	100-1836	2	Metal-Side (STD)
60	110-3736	3	Bushing-Pin, Piston	170	100-1838	2	Metal-Side (+0.20Mm)
70	100-1999	6	Bolt-Rod, Connecting	170	100-1839	2	Metal-Side (+0.40Mm)
80	100-2000	3	Metal-Crankpin (STD)	180	117-0309	2	Metal-Side (STD)
80	100-1942	3	Metal-Crankpin (-0.20Mm)	180	117-0310	2	Metal-Side (+0.20Mm)
80	100-1943	3	Metal-Crankpin (-0.40Mm)	180	117-0311	2	Metal-Side (+0.40Mm)
90	117-0308	1	Crankshaft	190	100-1890	1	Collar-Crankshaft
100	100-1791	3	Ball	200	100-1974	1	Slinger-Oil
120	100-1891	1	Gear-Crankshaft	210	100-2209	1	O-Ring
130	100-1752	1	Key-Feather				
140	110-3738	1	Metal-Crankshaft (STD)				
140	110-3739	1	Metal-Crankshaft (-0.20Mm)				
140	110-3740	1	Metal-Crankshaft (-0.40Mm)				



Flywheel and Fuel Camshaft Assembly

Ref.	Part Number	Qty.	Description
10	120-3128	1	Flywheel ASM
20	120-3129	1	Ring-Gear
30	100-1930	5	Bolt-Flywheel
40	120-3130	1	Plate-End, Rear
50	110-3754	10	Bolt
60	112-8335	1	Fuel Camshaft ASM
70	112-2818	1	Camshaft-Fuel
80	100-1795	1	Bearing-Ball
90	100-2006	1	Gear-Pump, Injection
100	100-1752	1	Key-Feather

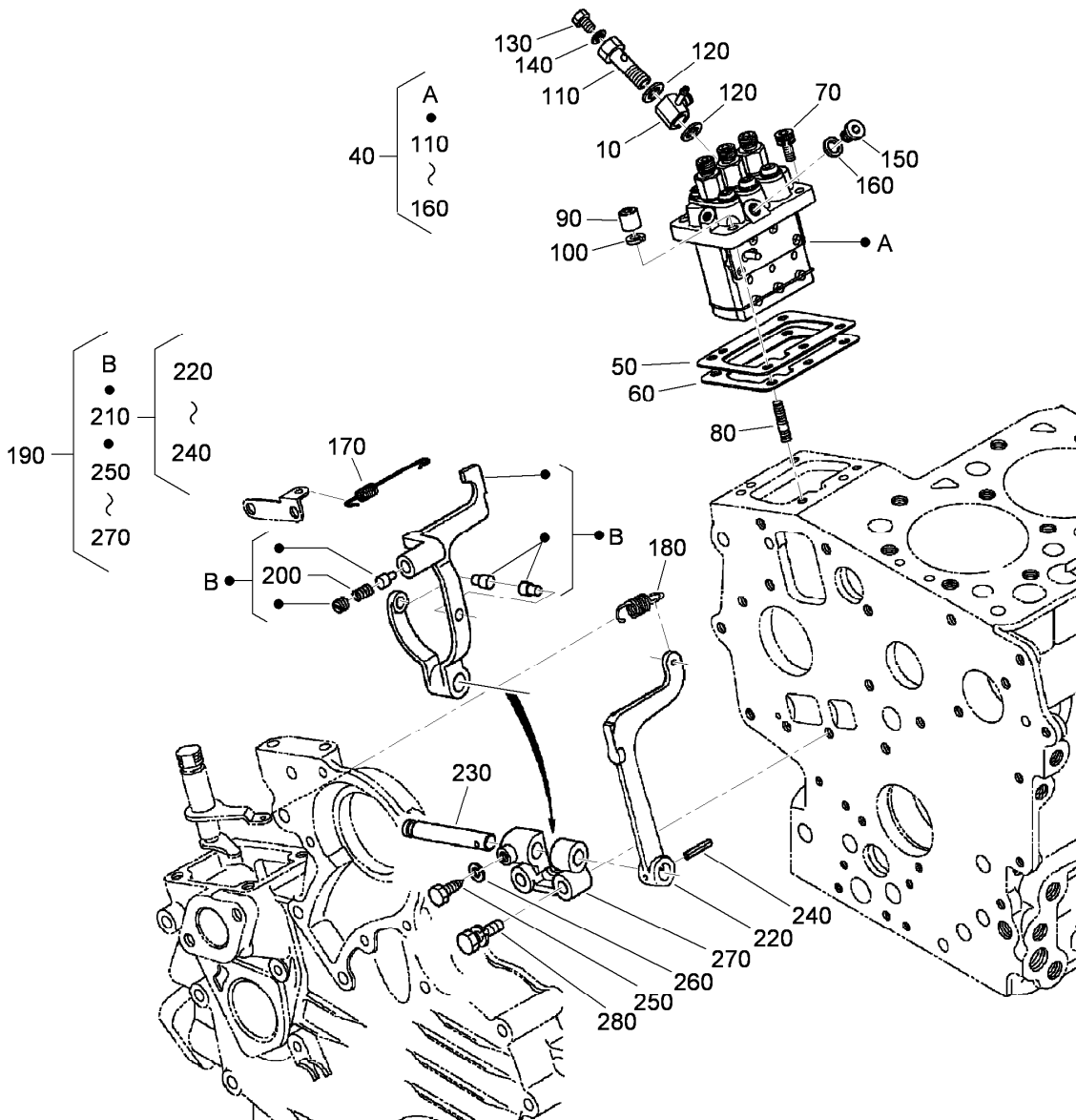
Ref.	Part Number	Qty.	Description
110	112-8336	1	Sleeve-Governor
120	100-1904	1	Case-Ball, Governor
130	100-1790	32	Ball
140	100-1843	1	Circ-Clip
150	100-1793	8	Ball
160	110-3757	1	Bearing-Ball
170	100-1784	1	Circ-Clip, External
180	100-1888	1	Stopper-Fuel, Camshaft
190	98-9350	2	Bolt



Idle Apparatus and Stop Solenoid Assembly

Ref.	Part Number	Qty.	Description
10	100-1898	1	Idle Apparatus ASM
20	100-1899	1	Adjusting Bolt ASM
30	100-1846	1	Nut
40	100-1901	1	Nut-Cap
50	98-7428	2	Gasket
60	100-1902	1	Cap
70	110-3758	1	Bolt-Adjusting
80	100-2175	1	Nut-Lock

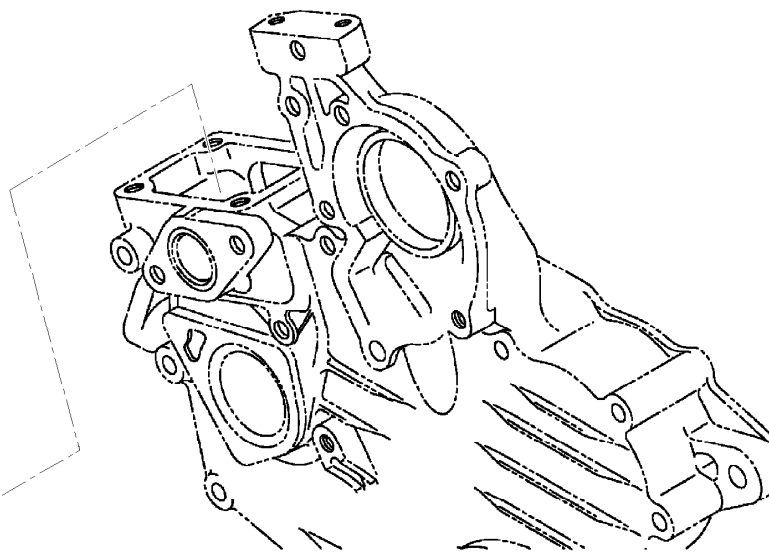
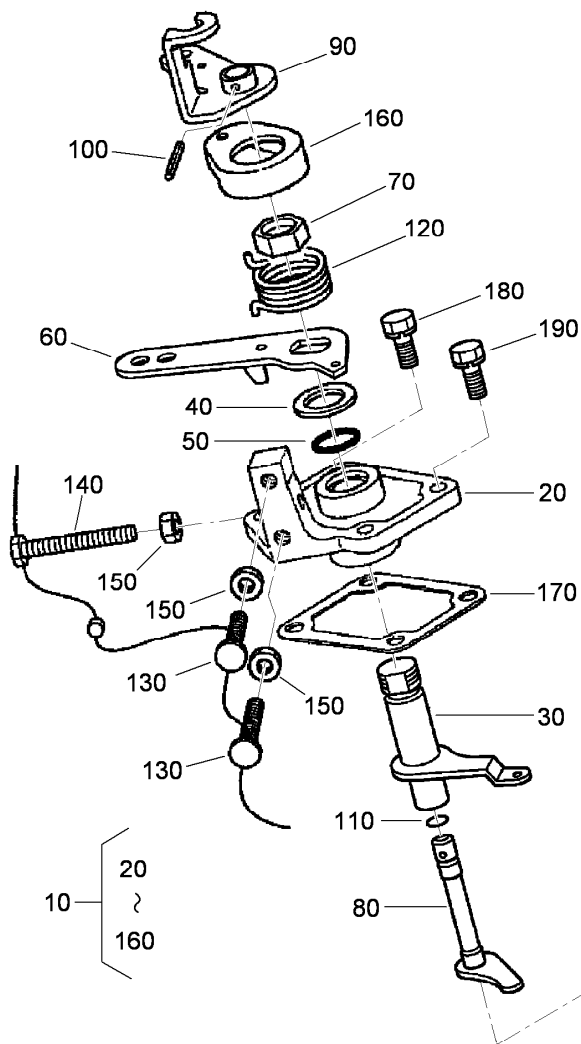
Ref.	Part Number	Qty.	Description
90	98-7654	1	Gasket
95	107-9081	1	Gasket
100	99-8387	1	Nut-Cap
110	117-2719	1	Solenoid Stop ASM
120	110-3762	1	O-Ring
130	110-3763	2	Bolt-HSH
140	98-7699	2	Washer-Spring
150	100-1774	2	Bolt-Flange



Injection Pump and Governor Assembly

Ref.	Part Number	Qty.	Description
10	110-3764	1	Joint
40	110-3765	1	Injection Pump ASM
50	115-3045	1	Shim-Injection (0.175Mm)
50	98-9456	1	Shim-Injection (0.20Mm)
50	98-9457	1	Shim-Injection (0.25Mm)
60	98-9458	1	Shim-Injection (0.30Mm)
60	115-3046	1	Shim-Injection (0.35Mm)
70	98-9361	2	Bolt-HSH
80	98-9438	2	Stud
90	98-9440	2	Nut-Cap
100	98-7699	4	Washer-Spring
110	100-1896	1	Screw-Hollow
120	98-9445	2	Gasket
130	98-9430	1	Screw
140	98-9446	1	Gasket

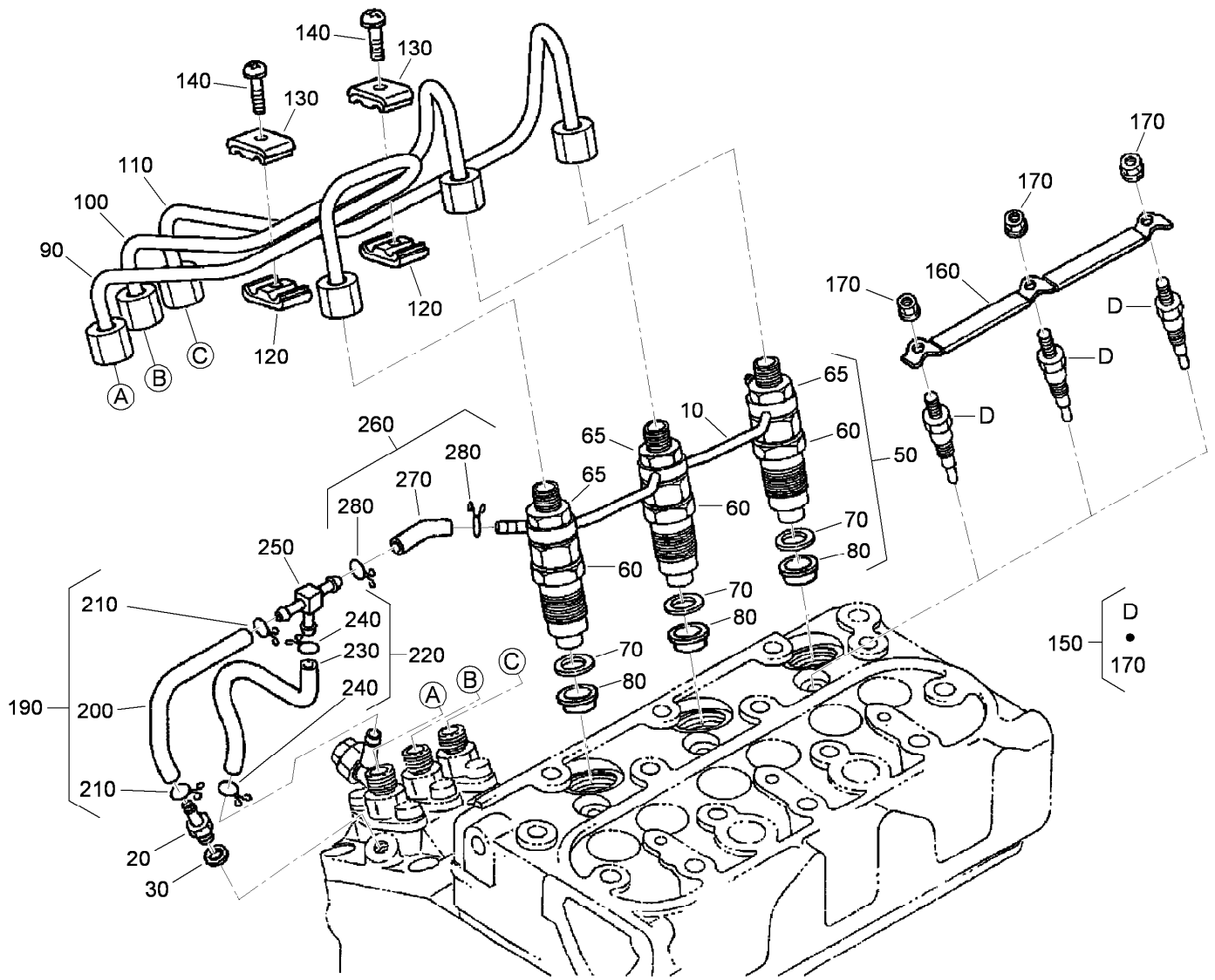
Ref.	Part Number	Qty.	Description
150	98-9466	1	Plug
160	98-9451	1	Gasket
170	110-3766	1	Spring-Start
180	110-3767	1	Spring-Governor
190	120-3131	1	Fork Lever ASM
200	120-3132	1	Spring
210	100-1905	1	Fork Lever ASM
220	100-1907	1	Lever-Fork
230	100-1908	1	Shaft-Lever, Fork
240	100-1751	1	Pin-Spring
250	100-1845	1	Bolt
260	100-2204	1	*obs* Washer-Spring
270	100-1909	1	Holder-Lever, Fork
280	100-1763	2	Bolt



Speed Control Plate Assembly

Ref.	Part Number	Qty.	Description
10	110-3769	1	Speed Control Plate ASM
20	110-3770	1	Plate-Control, Speed
30	110-3771	1	Lever-Governor
40	110-3772	1	Collar
50	100-2208	1	O-Ring
60	110-3773	1	Lever-Control, Speed
70	110-3774	1	Nut-Control, Speed
80	110-3775	1	Shaft-Lever
90	110-3776	1	Lever-Stop, Engine
100	110-3777	1	Pin-Spring

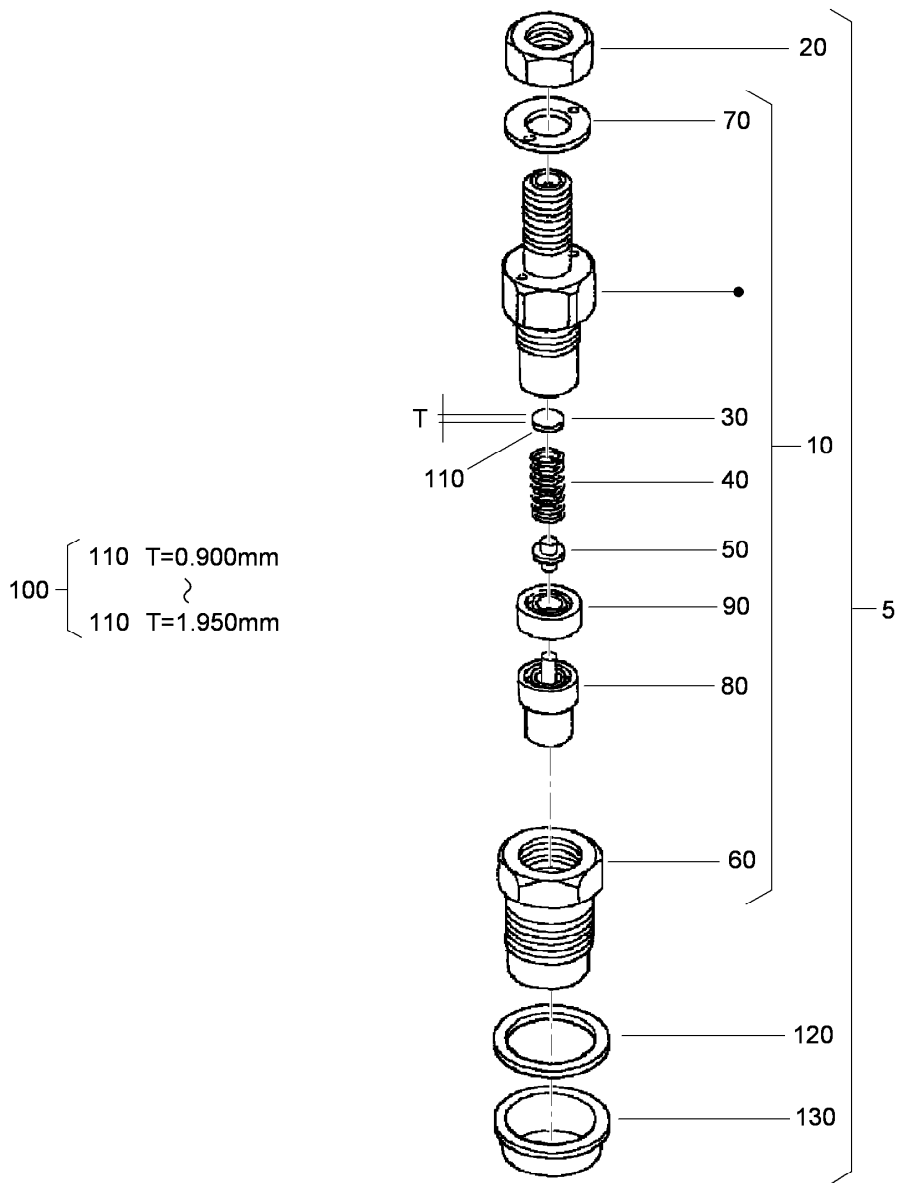
Ref.	Part Number	Qty.	Description
110	100-2207	1	O-Ring
120	110-3778	1	Spring-Return
130	120-3133	2	Screw-Stopper
140	120-3134	1	Bolt
150	98-7572	3	Nut
160	110-3779	1	Cap
170	100-1962	1	Gasket-Plate, Control
180	98-7605	2	Bolt
190	112-2507	2	Bolt



Nozzle Holder and Glow Plug Assembly

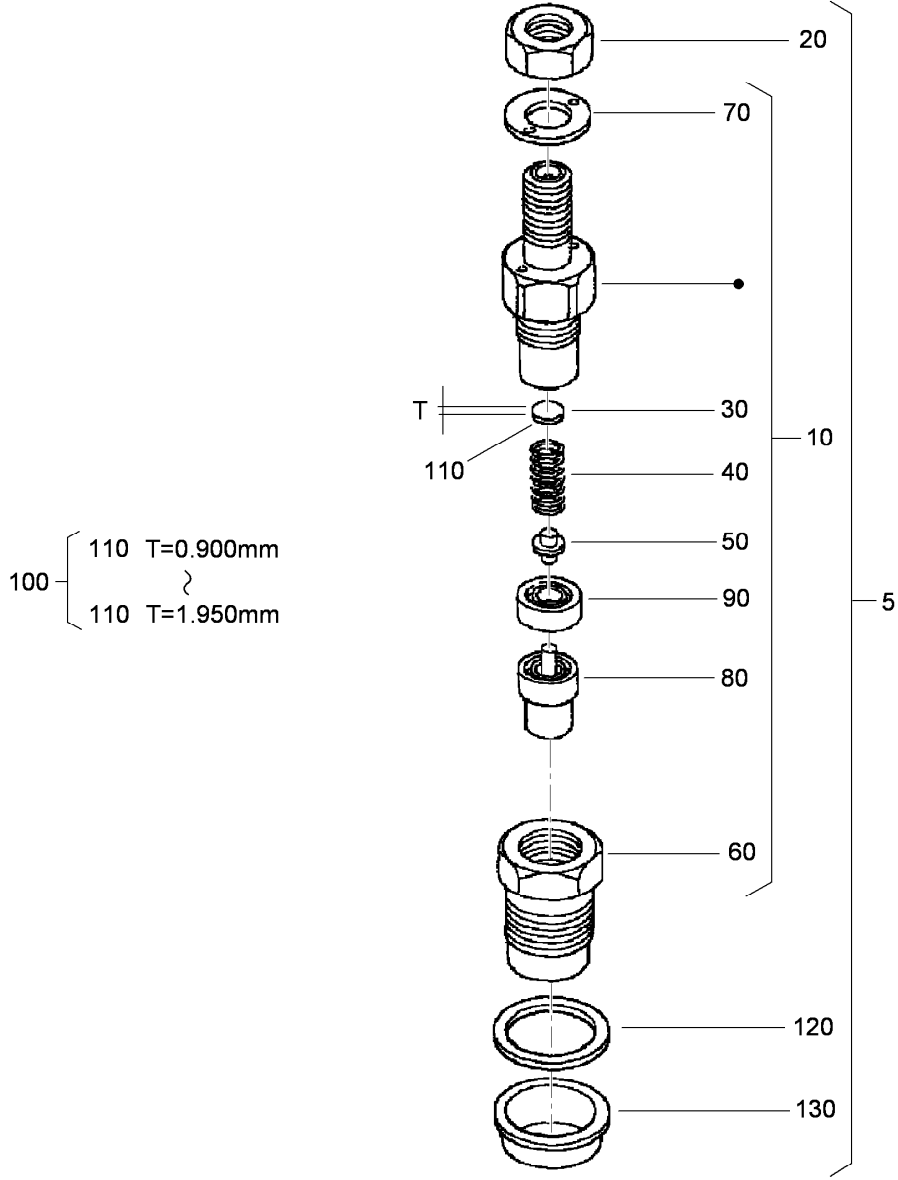
Ref.	Part Number	Qty.	Description
10	110-3780	1	Over Flow Pipe ASM
20	98-9431	1	Screw-Bleeder, Air
30	98-7654	1	Gasket
50	100-1982	3	Nozzle Holder Kit
60	100-1758	3	Nozzle Holder ASM
65	98-7613	3	Nut
70	98-7676	3	Gasket
80	98-7677	3	Seal-Heat
90	110-3781	1	Pipe-Injection
100	110-3782	1	Pipe-Injection
110	110-3783	1	Pipe-Injection
120	98-7682	2	Clamp-Pipe
130	98-7683	2	Clamp-Pipe
140	98-7684	2	Screw (W/Washer)

Ref.	Part Number	Qty.	Description
150	100-1854	3	Plug-Glow
160	110-3784	1	Cord-Plug, Glow
170	99-8377	3	Nut-Flange
190	110-3785	1	Fuel Tube ASM
200	110-3786	1	Tube-Fuel
210	98-7671	2	Clip-Pipe
220	110-3787	1	Fuel Tube ASM
230	110-3788	1	Tube-Fuel
240	98-7671	2	Clip-Pipe
250	112-8338	1	Pipe-Joint, T
260	110-3790	1	Fuel Tube ASM
270	110-3791	1	Tube-Fuel
280	98-7671	2	Clip-Pipe



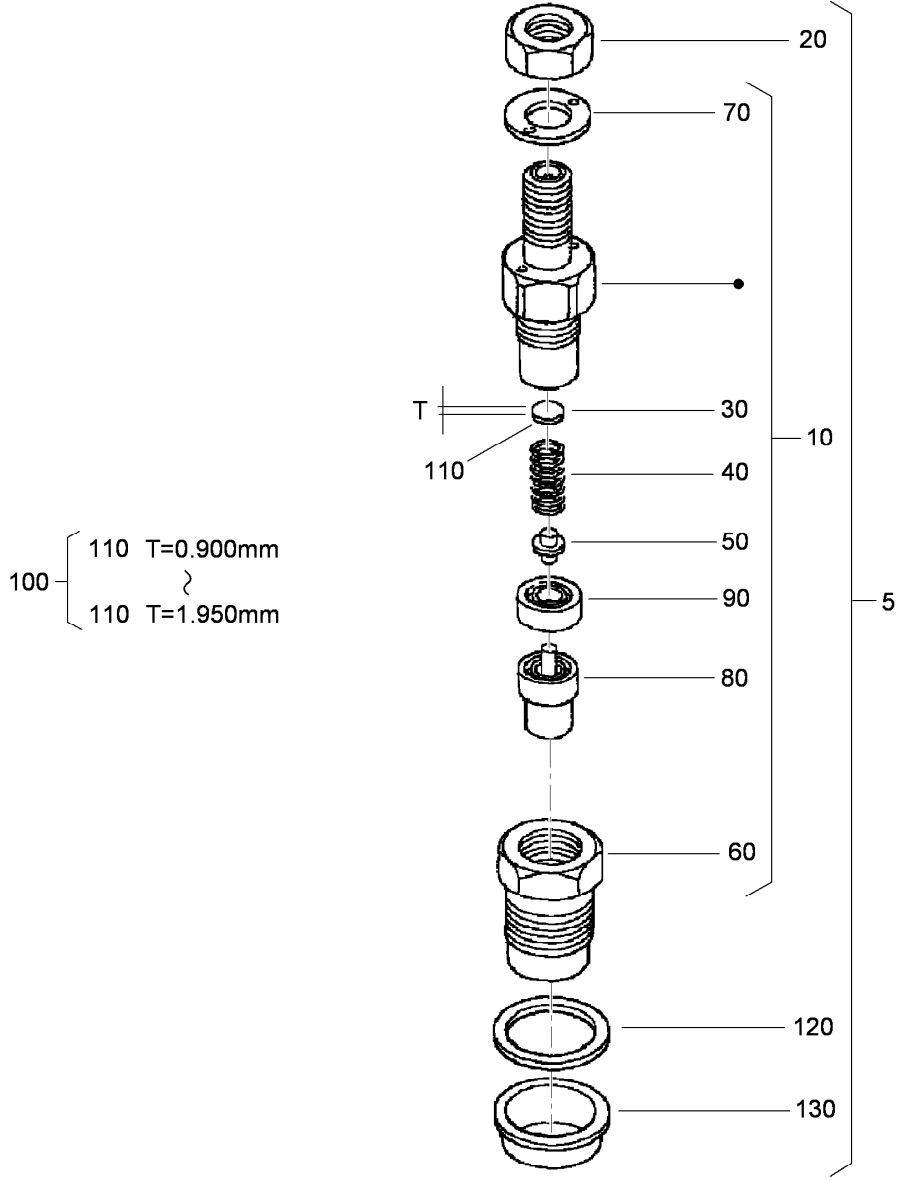
Nozzle Holder Component Assembly

Ref.	Part Number	Qty.	Description	Ref.	Part Number	Qty.	Description
5	100-1982	3	Nozzle Holder Kit	110	98-7844	3	Washer-Adjusting (1.000Mm)
10	100-1758	3	Nozzle Holder ASM	110	98-7845	3	Washer-Adjusting (1.025Mm)
20	98-7613	3	Nut	110	98-7846	3	Washer-Adjusting (1.050Mm)
30	98-7642	3	Washer-Adjusting (0.900Mm)	110	98-7847	3	Washer-Adjusting (1.075Mm)
40	98-7647	3	Spring-Nozzle	110	98-7848	3	Washer-Adjusting (1.100Mm)
50	98-7666	3	Rod-Push	110	98-7849	3	Washer-Adjusting (1.125Mm)
60	100-2242	3	Nut-Nozzle	110	98-7850	3	Washer-Adjusting (1.150Mm)
70	98-7668	3	Washer	110	98-7851	3	Washer-Adjusting (1.175Mm)
80	100-2009	3	Piece-Nozzle	110	98-7852	3	Washer-Adjusting (1.200Mm)
90	98-7665	3	Spacer-Distance	110	98-7853	3	Washer-Adjusting (1.225Mm)
100	98-9448	3	Adjusting Washer ASM				
110	98-7642	3	Washer-Adjusting (0.900Mm)				
110	98-7842	3	Washer-Adjusting (0.950Mm)				
110	98-7841	3	Washer-Adjusting (0.925Mm)				
110	98-7843	3	Washer-Adjusting (0.975Mm)				



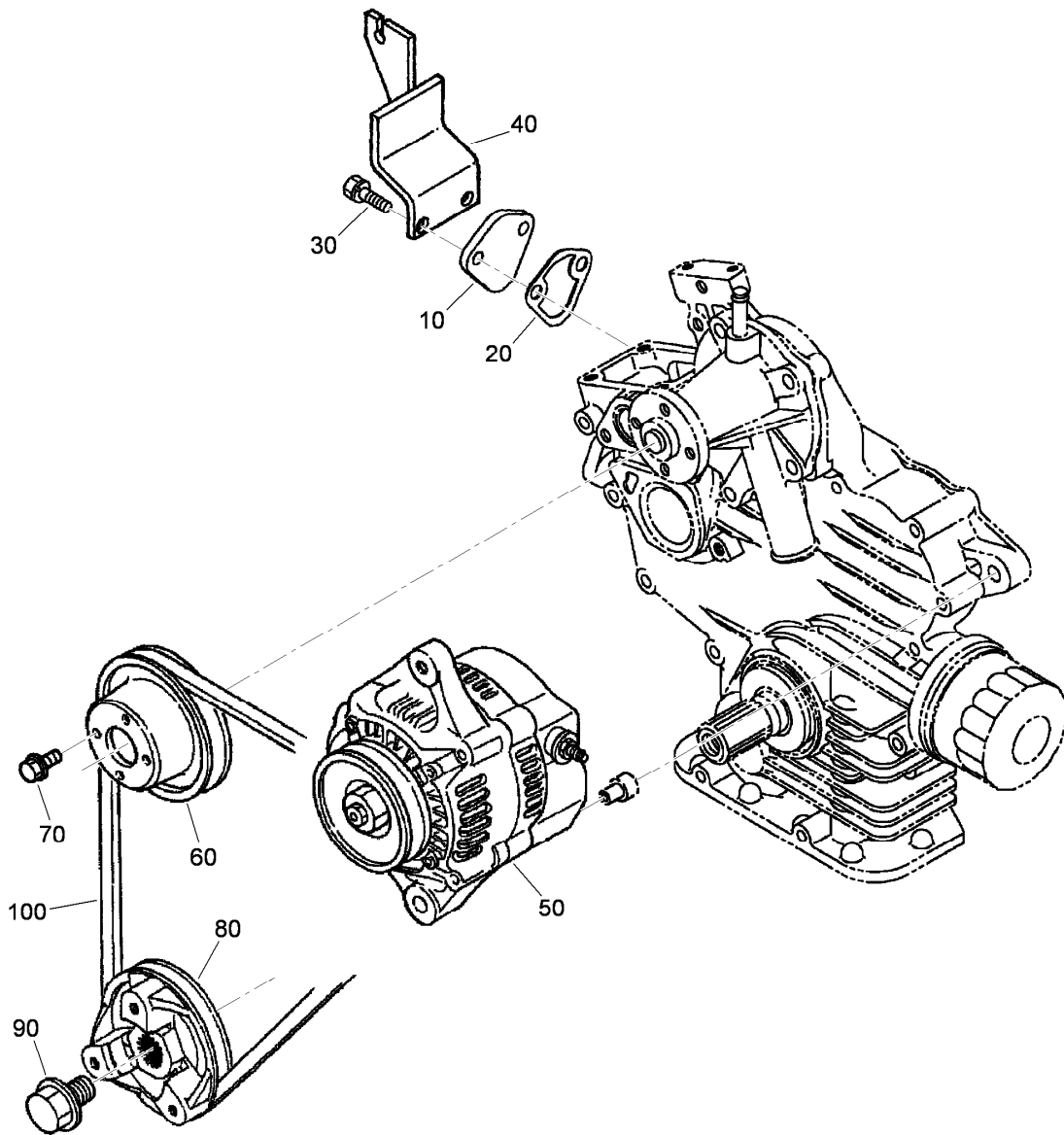
Nozzle Holder Component Assembly (continued)

<i>Ref.</i>	<i>Part Number</i>	<i>Qty.</i>	<i>Description</i>	<i>Ref.</i>	<i>Part Number</i>	<i>Qty.</i>	<i>Description</i>
110	98-7854	3	Washer-Adjusting (1.250Mm)	110	98-7864	3	Washer-Adjusting (1.500Mm)
110	98-7855	3	Washer-Adjusting (1.275Mm)	110	98-7865	3	Washer-Adjusting (1.525Mm)
110	98-7856	3	Washer-Adjusting (1.300Mm)	110	98-7866	3	Washer-Adjusting (1.550Mm)
110	98-7857	3	Washer-Adjusting (1.325Mm)	110	98-7867	3	Washer-Adjusting (1.575Mm)
110	98-7858	3	Washer-Adjusting (1.350Mm)	110	98-7868	3	Washer-Adjusting (1.600Mm)
110	98-7859	3	Washer-Adjusting (1.375Mm)	110	98-7869	3	Washer-Adjusting (1.625Mm)
110	98-7860	3	Washer-Adjusting (1.400Mm)	110	98-7870	3	Washer-Adjusting (1.650Mm)
110	98-7861	3	Washer-Adjusting (1.425Mm)	110	98-7871	3	Washer-Adjusting (1.675Mm)
110	98-7862	3	Washer-Adjusting (1.450Mm)	110	98-7872	3	Washer-Adjusting (1.700Mm)
110	98-7863	3	Washer-Adjusting (1.475Mm)	110	98-7873	3	Washer-Adjusting (1.725Mm)



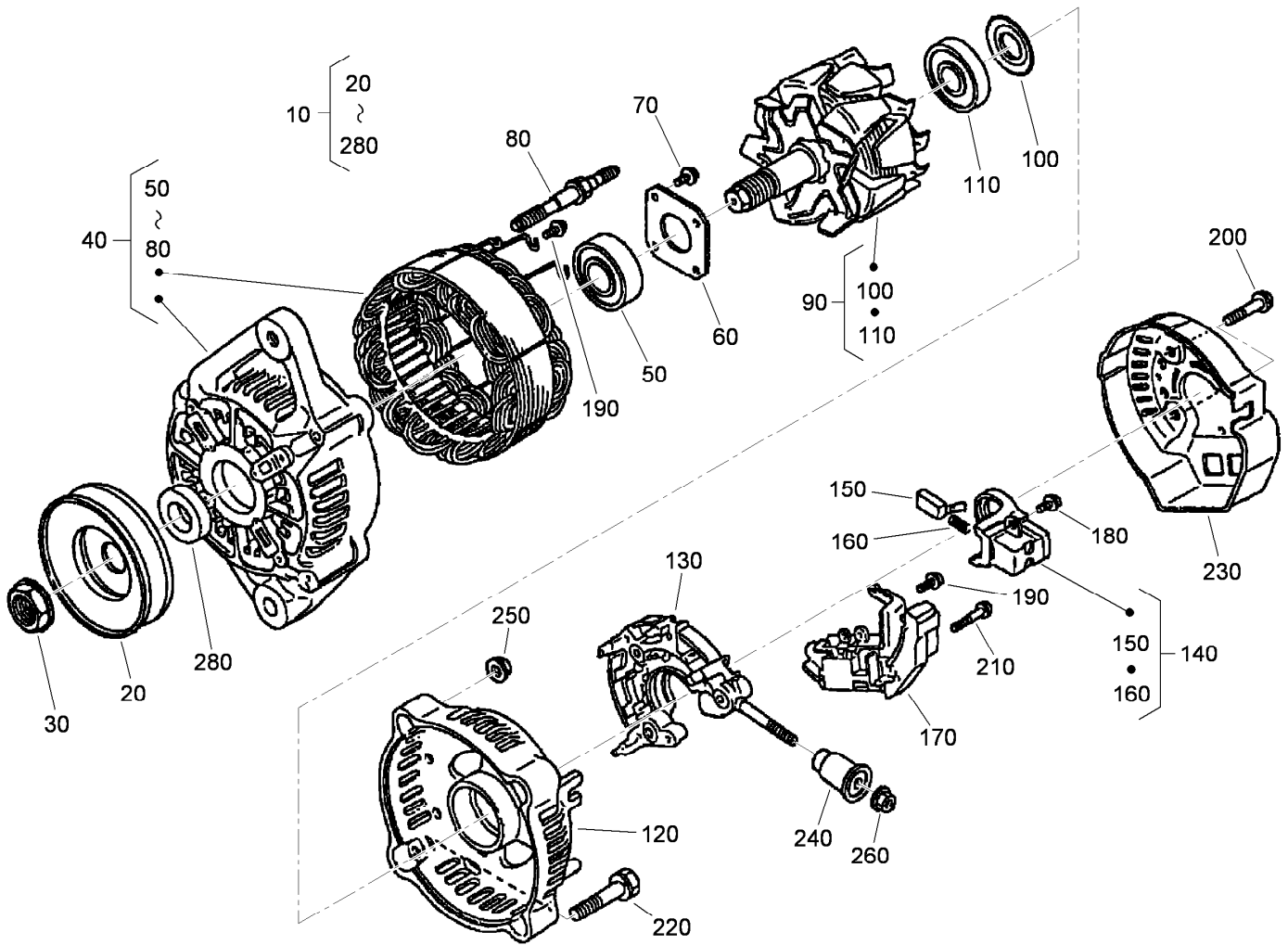
Nozzle Holder Component Assembly (continued)

<i>Ref.</i>	<i>Part Number</i>	<i>Qty.</i>	<i>Description</i>	<i>Ref.</i>	<i>Part Number</i>	<i>Qty.</i>	<i>Description</i>
110	98-7874	3	Washer-Adjusting (1.750Mm)	110	98-7879	3	Washer-Adjusting (1.875Mm)
110	98-7875	3	Washer-Adjusting (1.775Mm)	110	98-7880	3	Washer-Adjusting (1.900Mm)
110	98-7876	3	Washer-Adjusting (1.800Mm)	110	98-7881	3	Washer-Adjusting (1.925Mm)
110	98-7877	3	Washer-Adjusting (1.825Mm)	110	98-7882	3	Washer-Adjusting (1.950Mm)
110	98-7878	3	Washer-Adjusting (1.850Mm)	120	98-7676	3	Gasket
				130	98-7677	3	Seal-Heat



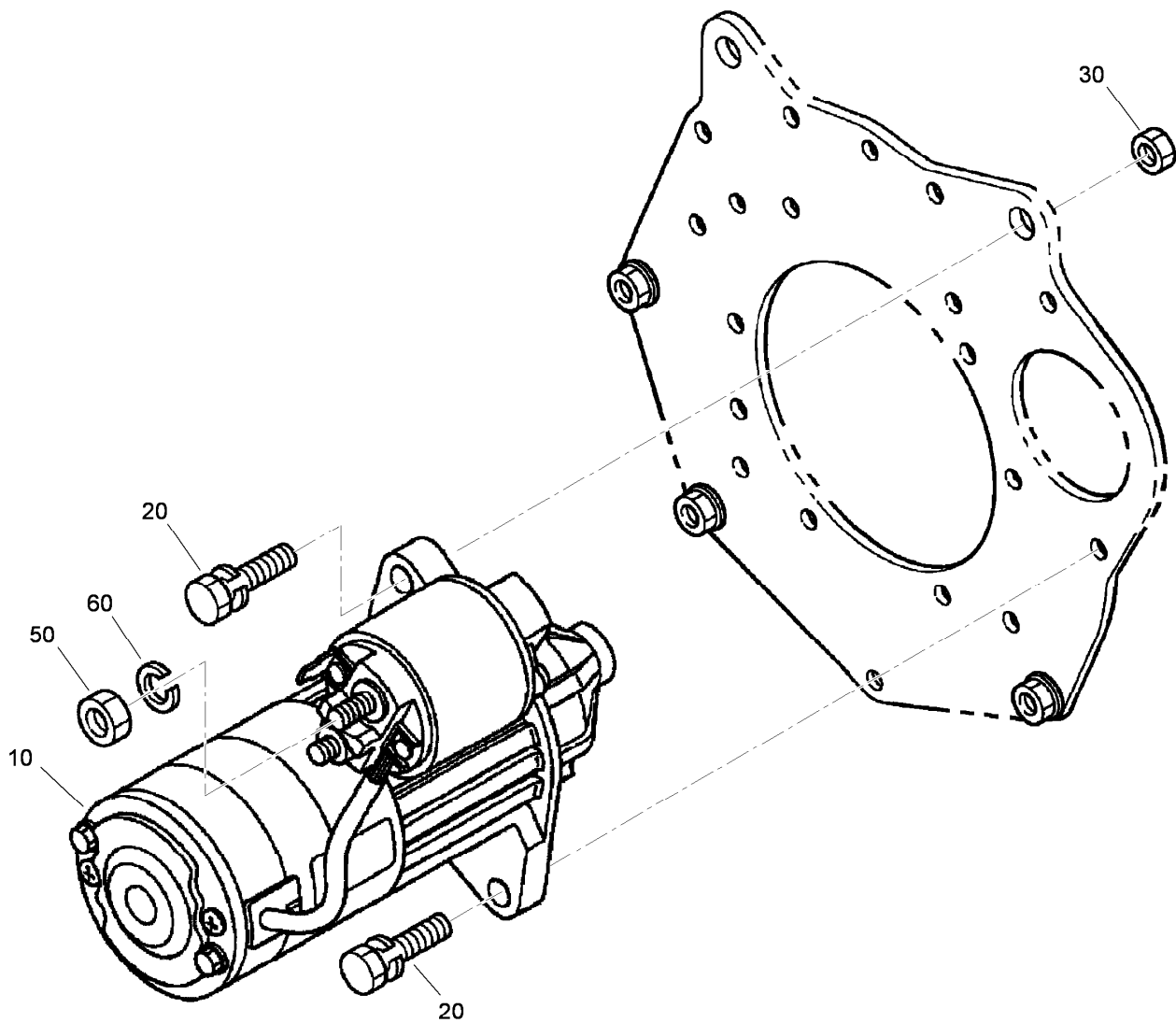
Alternator and Pulley and Fuel Pump Cover Assembly

<i>Ref.</i>	<i>Part Number</i>	<i>Qty.</i>	<i>Description</i>
10	99-3514	1	Cover
20	98-9636	1	Gasket-Pump, Fuel
30	98-7605	2	Bolt
40	120-3135	1	Clamp-Wire
50	117-5541	1	60 Amp Alternator ASM
60	100-1921	1	Pulley-Fan
70	99-8363	4	Bolt-Flange
80	112-2510	1	Pulley-Drive, Fan
90	100-1978	1	Bolt
100	119-4486	1	Belt-V, Fan



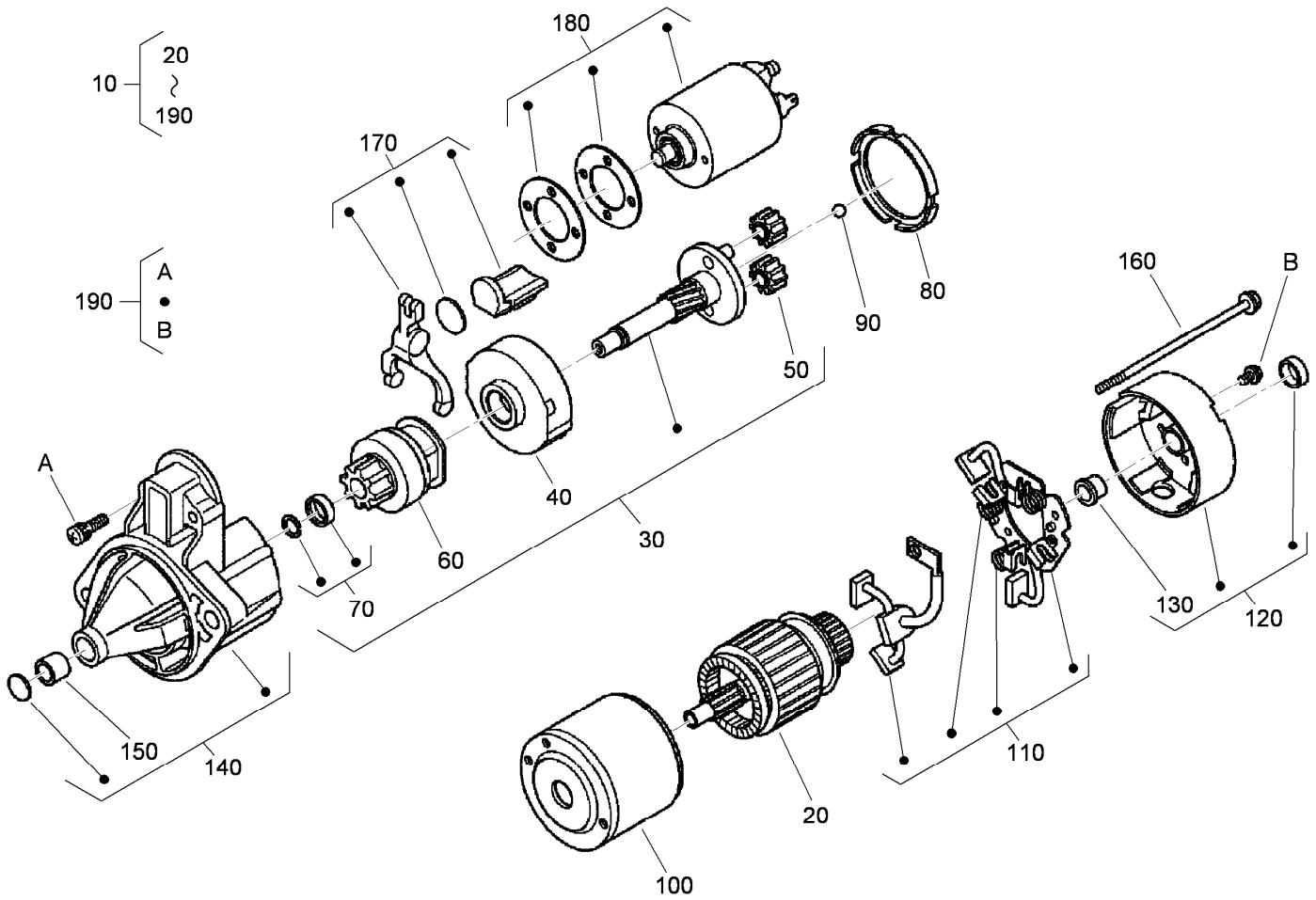
Alternator Components

Ref.	Part Number	Qty.	Description	Ref.	Part Number	Qty.	Description
10	117-5541	1	60 Amp Alternator ASM	150	98-7724	2	Brush
20	98-9453	1	Pulley-Dynamo	160	98-7725	2	Spring-Brush
30	98-7708	1	Nut	170	117-0319	1	Regulator ASM
40	117-0316	1	Drive End Frame ASM	180	98-7727	1	Screw-Head, Round
50	107-0137	1	Bearing-Ball	190	98-7728	6	Screw-Head, Round
60	98-7715	1	Plate-Retainer	200	98-7729	3	Bolt
70	98-7716	4	Screw-Head, Round	210	98-7726	2	Screw-Head, Round
80	98-7717	2	Bolt-Through	220	98-7731	2	Bolt
90	117-0317	1	Rotor ASM	230	117-0320	1	Cover-End
100	98-7711	1	Cover-Bearing	240	117-0321	1	Insulation-Brush
110	107-0138	1	Bearing-Ball	250	98-7730	2	Nut
120	117-0318	1	Frame-End	260	98-7732	1	Nut
130	117-0322	1	Holder	280	98-7709	1	Collar
140	107-0141	1	Brush Holder ASM				



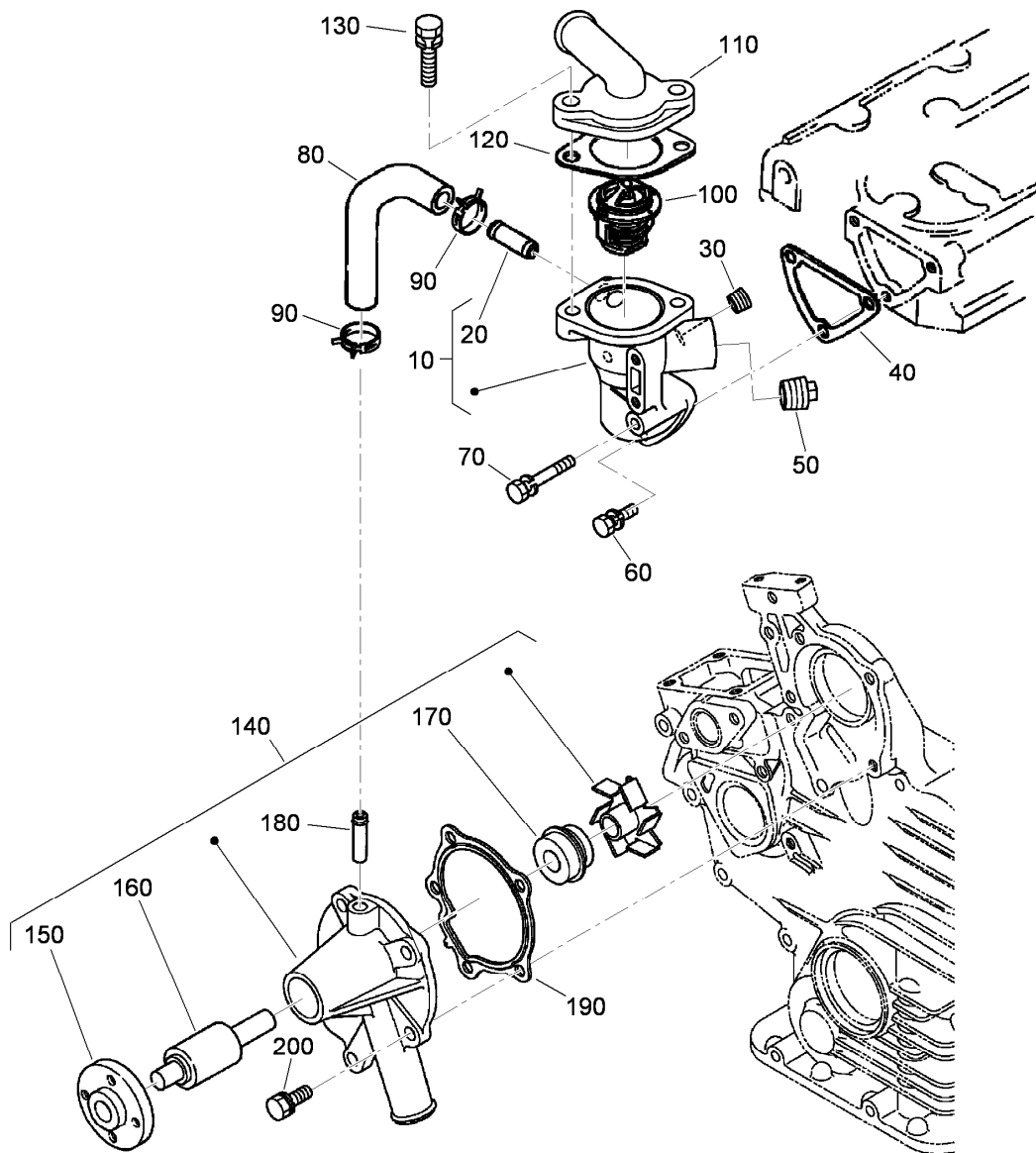
Starter Installation Assembly

Ref.	Part Number	Qty.	Description
10	110-3800	1	Starter ASM
20	98-7697	2	Bolt
30	98-7534	2	Nut
50	98-7534	1	Nut
60	105-2893	1	Washer-Spring



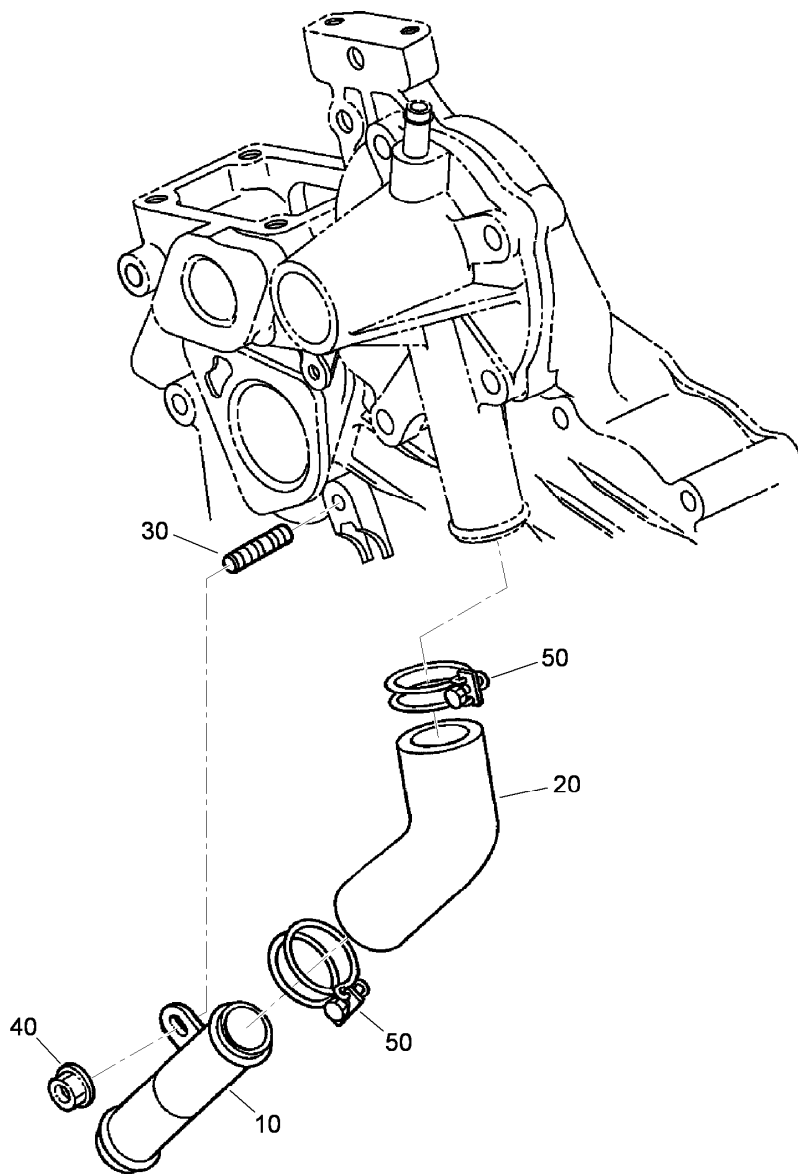
Starter Assembly No. 110-3800

<i>Ref.</i>	<i>Part Number</i>	<i>Qty.</i>	<i>Description</i>	<i>Ref.</i>	<i>Part Number</i>	<i>Qty.</i>	<i>Description</i>
10	110-3800	1	Starter ASM	110	110-3810	1	Brush Holder ASM
20	110-3801	1	Armature	120	110-3811	1	Rear Bracket ASM
30	110-3802	1	Shaft ASM	130	110-3812	1	Bushing
40	120-3142	1	Gear-Internal	140	110-3813	1	Front Bracket ASM
50	110-3804	3	Gear-Planetary	150	110-3814	1	Bushing
60	110-3805	1	Clutch-Running, Over	160	110-3815	2	Bolt
70	110-3806	1	Stopper	170	110-3816	1	Fork Lever ASM
80	120-3143	1	Gasket	180	110-3817	1	Magnetic Switch ASM
90	110-3808	1	Ball	190	110-3818	1	Screws (Set Of 4)
100	110-3809	1	Yoke				



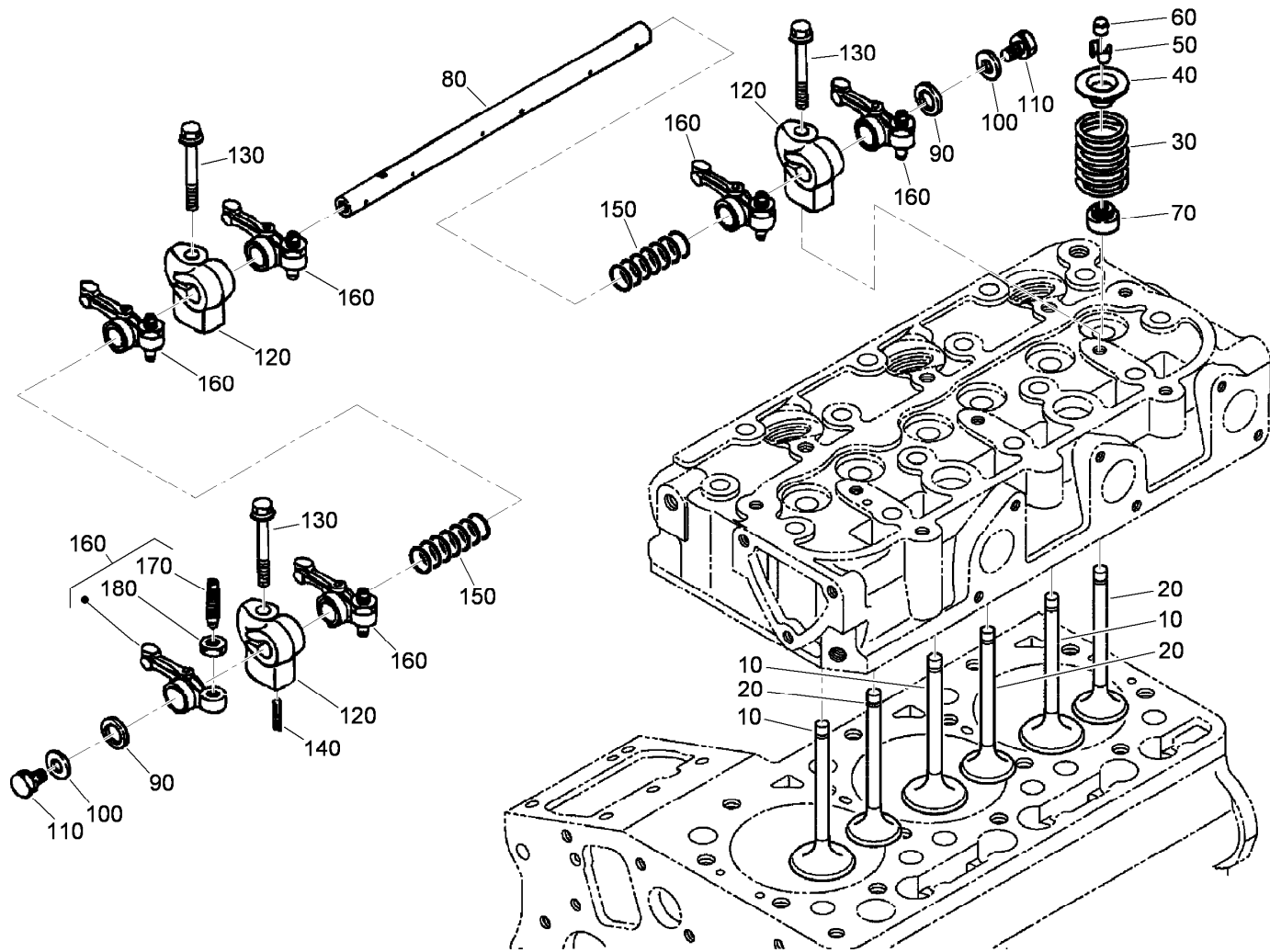
Water Flange, Thermostat and Water Pump Assembly

<i>Ref.</i>	<i>Part Number</i>	<i>Qty.</i>	<i>Description</i>	<i>Ref.</i>	<i>Part Number</i>	<i>Qty.</i>	<i>Description</i>
10	110-3819	1	Water Flange ASM	110	120-7575	1	Cover-Thermostat
20	98-9580	1	Pipe-Return, Water	120	105-3748	1	Gasket-Thermostat
30	98-9444	1	Plug	130	98-7777	2	Bolt
40	110-3820	1	Gasket-Flange, Water	140	110-3824	1	Water Pump ASM
50	110-3821	1	Plug	150	100-1933	1	Flange-Pump, Water
60	98-7692	2	Bolt	160	100-1934	1	Bearing-Ball
70	105-3797	1	Bolt	170	99-3518	1	Water Pump Seal ASM
80	110-3822	1	Pipe-Return, Water	180	100-1932	1	Pipe-Return, Water
90	98-9579	2	Band-Pipe	190	117-0330	1	Gasket-Pump, Water
100	98-7778	1	Thermostat ASM	200	100-1750	4	Bolt



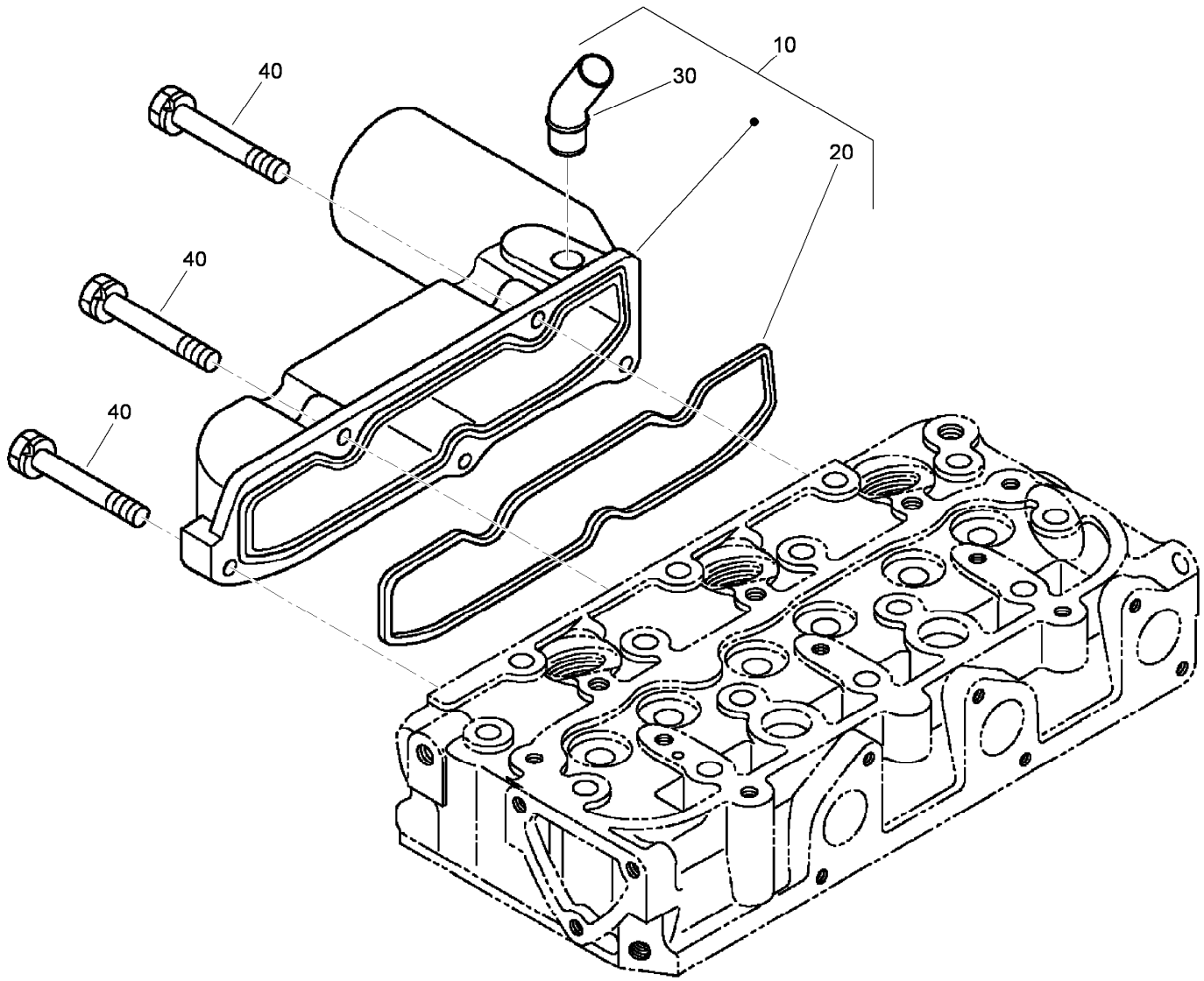
Water Pipe Assembly

<i>Ref.</i>	<i>Part Number</i>	<i>Qty.</i>	<i>Description</i>
10	100-1918	1	Pipe-Water
20	110-3827	1	Pipe-Water
30	100-1924	1	Stud
40	100-2203	1	Nut-Flange
50	110-3828	2	Band-Pipe



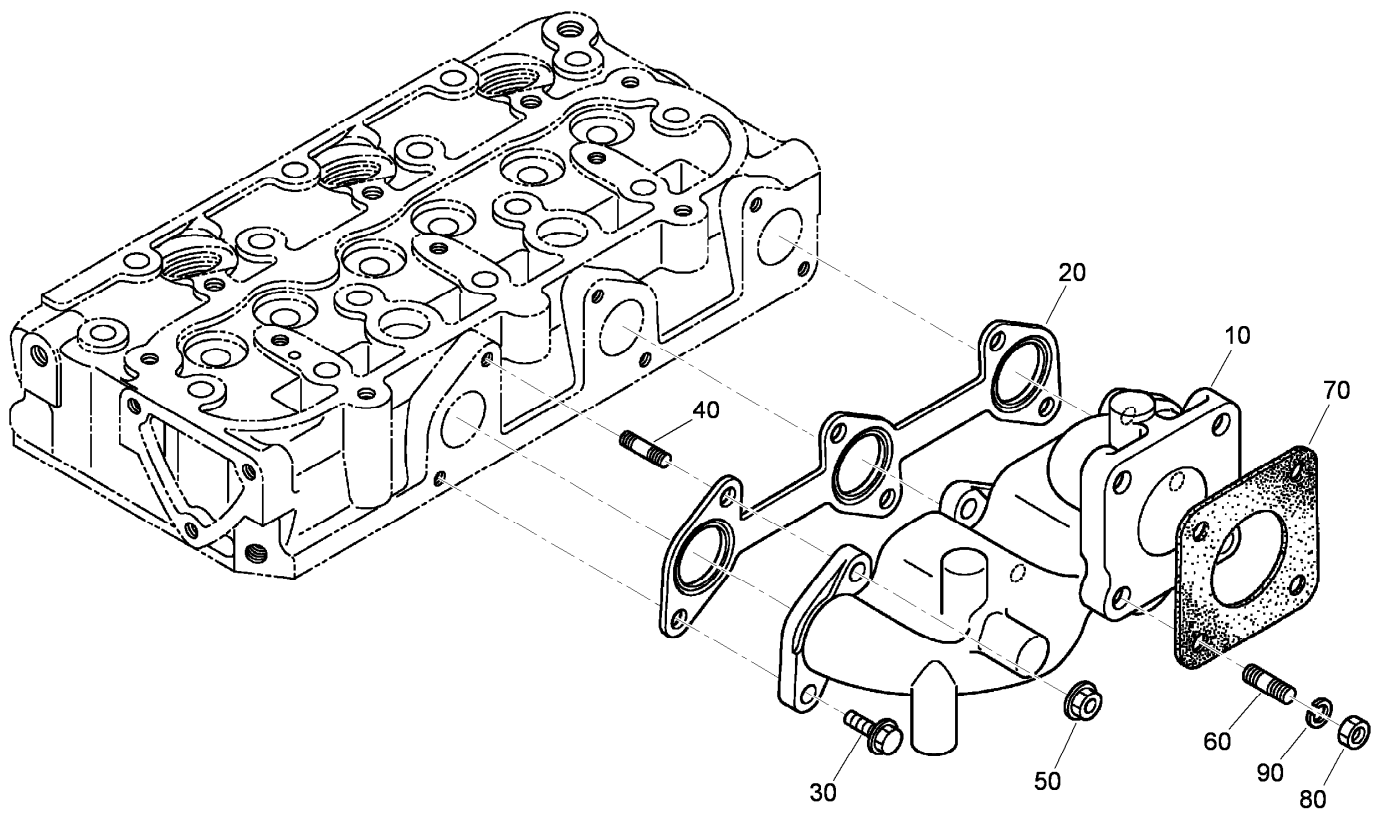
Valve and Rocker Arm Assembly

Ref.	Part Number	Qty.	Description	Ref.	Part Number	Qty.	Description
10	112-2514	3	Valve-Inlet	100	110-3832	2	Washer-Plain
20	112-2515	3	Valve-Exhaust	110	100-1762	2	Bolt
30	100-1823	6	Spring-Valve	120	110-3833	3	Bracket-Arm, Rocker
40	100-1825	6	Retainer-Spring, Valve	130	110-3834	3	Bolt-Flange
50	120-3136	6	Collet-Spring, Valve	140	98-7602	1	Pin-Spring
60	100-2155	6	Cap-Valve	150	112-8342	2	Spring
70	100-1797	6	Seal-Stem, Valve	160	120-3140	6	*obs* Rocker Arm ASM
80	112-8341	1	Shaft-Arm, Rocker	170	100-1885	6	Screw-Adjusting
90	100-2044	2	Washer	180	100-1827	6	Nut



Intake Manifold Assembly

<i>Ref.</i>	<i>Part Number</i>	<i>Qty.</i>	<i>Description</i>
10	120-3141	1	Intake Manifold ASM
20	110-3838	1	Gasket-Manifold, Intake
30	110-3837	1	Pipe-Breather
40	98-9352	5	Bolt



Exhaust Manifold Assembly

<i>Ref.</i>	<i>Part Number</i>	<i>Qty.</i>	<i>Description</i>
10	110-3839	1	Manifold-Exhaust
20	110-3840	1	Gasket-Manifold, Exhaust
30	100-1775	3	Bolt
40	100-2202	3	Stud
50	100-1778	3	Nut
60	98-7769	4	Stud
70	99-8343	1	Gasket-Muffler
80	98-7534	4	Nut
90	105-2893	4	Washer-Spring

Attachments and Accessories

For 04540 Greensmaster 3420 TriFlex Traction Unit

Product Name	Model/Part
Turf Evaluator	04399
8-Blade DPA Reel Mower	04613
11-Blade DPA Reel Mower	04614
14-Blade DPA Reel Mower	04615
Three-Wheel Drive Kit	04714
Hydraulic Oil Leak Detector Kit	04715
Light Kit.....	04717
Standard Seat Kit.....	04718
Premium Seat Kit.....	04719
Premium All Season Hydraulic Fluid (55 Gallon Drum)	108-1177
Premium All Season Hydraulic Fluid (5 Gallon Pail).....	108-1178
Bimini Folding Shade Assembly	115-4510
Bag Kit.....	119-1715
Premium Synthetic Bio-Degradable Hydraulic Fluid (5 Gallon Pail)	119-2157
Premium Synthetic Bio-Degradable Hydraulic Fluid (55 Gallon Drum).....	119-2158
Premium Armrest Kit.....	119-7105
Spark Arrester Kit	120-1951
Premium Engine Oil 10w30 (55 Gal).....	121-6392
Premium Engine Oil 10w30 (5 Gallon Pail)	121-6393
400-hour Filter Maintenance Kit.....	30043
LH Armrest Asm	92-7307
Tire-TURFMATE	99-4506

Notes:



Count on it.