



Count on it.

Parts Catalog

**TX 1000 Wide Track
Compact Utility Loader**

Model No. 22328—Serial No. 315000001 and Up



Ordering Replacement Parts

To order replacement parts, please supply the part number, the quantity, and the description of each part desired.

Understanding Reference Numbers

Each identified part in an illustration has a reference number. The reference number for a part also appears in the parts list, along with other information about the part.

This catalog uses two special reference number formats, one to indicate parts in a service assembly and another to indicate the quantity of a given part in an illustration.

Service Assembly Reference Numbers

Parts in service assemblies have reference numbers in the form a:b. The a represents the reference number of the entire service assembly and the b represents a sequential number unique to each part within the service assembly.

For example, a wheel assembly might be identified by reference number 6, the tire by 6:1, the valve by 6:2, and the wheel by 6:3. When you order the assembly identified by reference number 6, you receive all parts identified by reference numbers 6:1, 6:2, and 6:3. However, you may also order any part individually. Reference numbers of this type appear in illustration and in parts lists.

Reference Numbers Indicating Quantity

In an illustration, if a reference number indicates more than one part, the reference number has the form nX y. The n represents the quantity of the part, the X is the multiplication symbol, and the y represents the reference number.

For example, in an illustration, the reference number 2X 37 means that two of the parts identified by reference number 37 are indicated.

List of Abbreviations

AR: as required

ASM: assembly

BBC: blade brake control

BHTF: button head thread forming

CARR: carriage

CCW: counter clockwise

CW: clockwise

DEG: degrees

DPA: Dual Point Adjustment

ECM: electronic control module

EXT: external

FH: flat head

GA: gauge

HD: heavy-duty

HF: hex flange

HH: hex head

HHF: hex head flange

HHFTF: hex head flange thread forming

HJ: hex jam

HLH: hex lag head

HOC: height-of-cut

HP: high pressure

HSBH: hex socket button head

HSFH: hex socket flat head

HSH: hex socket head

HWH: hex washer head

HWHTF: hex washer head thread forming

HYD: hydraulic

LH: left hand

LP: low pressure

LPG: Liquefied Petroleum Gas

NI: nylon insert

NPTF: national pipe thread fine

PFH: phillips flat head

PPH: phillips pan head

PPHTF: phillips pan head thread forming

PRH: phillips round head

PTH: phillips truss head

PTO: power-take-off

RH: right hand

ROPS: roll-over protection system

RRB: rear roller brush

SFH: slotted fillister head

SHH: slotted hex head

SHWH: slotted hex washer head

SPH: slotted pan head

SQH: square head

SRH: slotted round head

STD: standard

TAP: self tapping

TTH: torx truss head

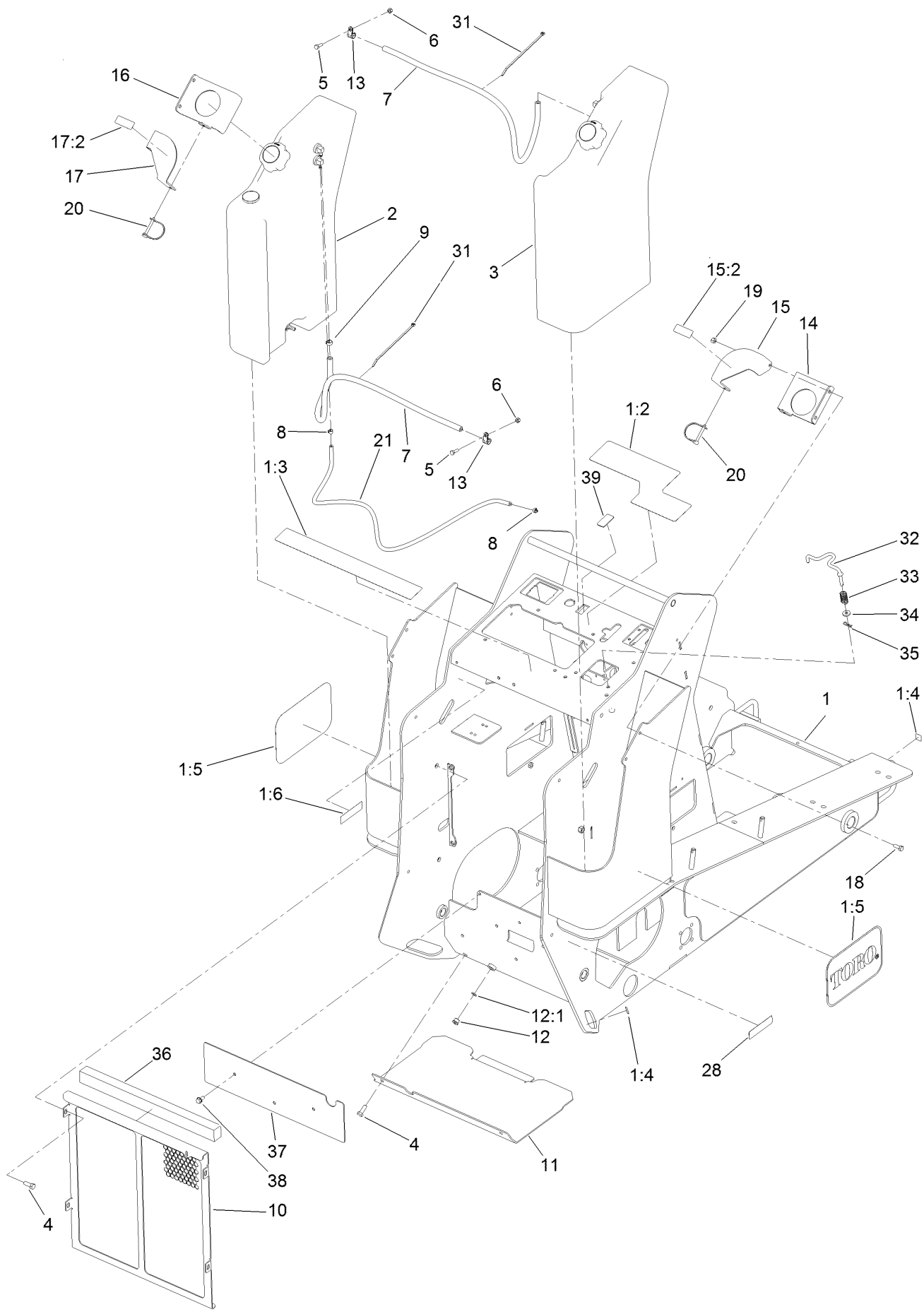
Contents

Frame, Fuel Tank and Cover Assembly	6
LH Fuel Tank Assembly No. 130-1026	8
RH Fuel Tank Assembly No. 130-1027	10
Hydraulic Tank and Track Shaft Assembly	12
Track, Drive Wheel and Tensioner Assembly	14
Brake Assembly	16
Front Tower Assembly	18
Hydraulic Motor and Hose Assembly	20
Hydraulic Motor Assembly No. 130-7729	22
Radiator and Air Cleaner Assembly	24
Air Cleaner Assembly No. 93-2190	26
Engine Mount and Muffler Assembly	28
Tandem Pump and Gear Pump Assembly	30
Gear Pump Assembly No. 130-7731	32
Control Valve and Reference Bar Assembly	34
Control Valve Assembly No. 125-3704	36
2-Spool Valve and Auxiliary Valve Assembly	38
2-Spool Valve Assembly No. 130-7710	40
Auxiliary Valve Assembly No. 130-7562	42
Loader Arm Assembly	44
Hydraulic Cylinder Assembly No. 130-5176	46
Hydraulic Cylinder Assembly No. 130-5175	48
Hydraulic Cylinder Assembly No. 130-5195	50
Loader Hydraulic Assembly	52
Quick Attach Assembly	54
Front Cover and Side Panel Assembly	56
Hood Assembly	58
Manual Tube Assembly	60
Platform and Cushion Assembly	62
Electrical Assembly	64
Crankcase Assembly	66
Oil Pan Assembly	67
Cylinder Head Assembly	68
Gear Case Assembly	69
Cylinder Head Cover Assembly	70
Dipstick and Guide Assembly	71
Main Bearing Case Assembly	72
Camshaft and Idle Gear Shaft Assembly	73
Piston and Crankshaft Assembly	74
Flywheel Assembly	75
Fuel Camshaft and Governor Shaft Assembly	76
Idle Apparatus Assembly	77
Stop Solenoid Assembly	78
Injection Pump Assembly	79
Governor Assembly	80
Speed Control Plate Assembly	81
Nozzle Holder and Glow Plug Assembly	82
Nozzle Holder Assembly	83
Alternator and Pulley Assembly	84
Alternator Components Assembly	85
Starter Installation Assembly	86
Starter Component Assembly	87
Water Flange and Thermostat Assembly	88
Water Pump Assembly	89

Contents (continued)

- Valve and Rocker Arm Assembly 90
- Inlet and Exhaust Manifold Assembly 91
- Accessories and Service Parts 92
- Upper Gasket Kit 93
- Lower Gasket Kit 94
- Attachments and Accessories 95

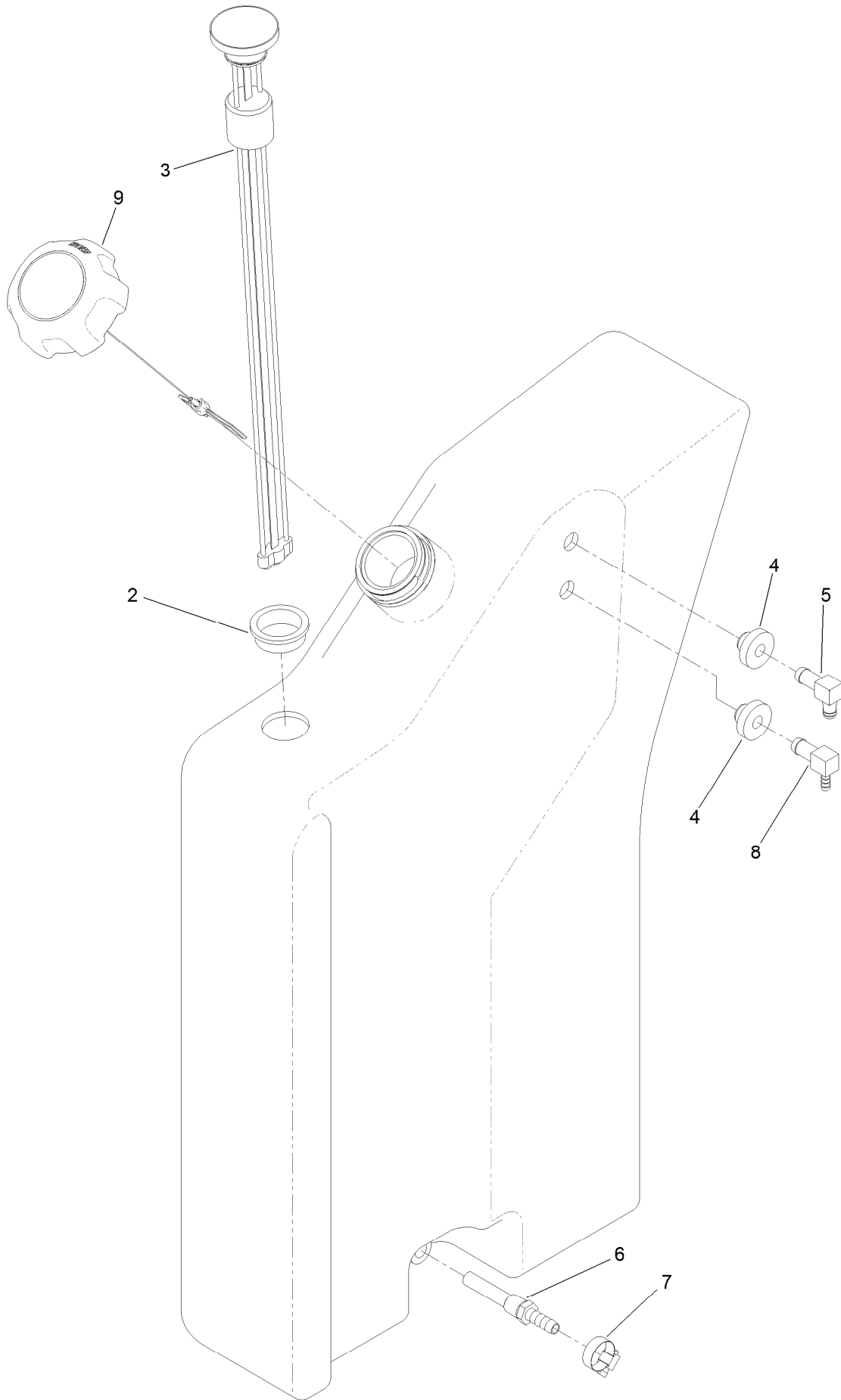
Frame, Fuel Tank and Cover Assembly



Frame, Fuel Tank and Cover Assembly (continued)

<i>Ref.</i>	<i>Part Number</i>	<i>Qty.</i>	<i>Description</i>	<i>Ref.</i>	<i>Part Number</i>	<i>Qty.</i>	<i>Description</i>
1	130-5314	1	Frame	15	130-5317	1	Plate-Lock, Fuel Cap, RH
1:2	131-0707	1	Decal-Control Panel	15:2	93-6680	1	Decal-Diesel
1:3	131-0710	1	Decal-Safety	16	130-1134-03	1	Plate-Hold Down, LH
1:4	93-9084	4	Decal-Point, Lift	17	130-5316	1	Plate-Lock, Fuel Cap, LH
1:5	66-6140	2	Decal	17:2	93-6680	1	Decal-Diesel
1:6	115-4865	1	Decal-Radiator Fill	18	322-4	4	Screw-HH
2	130-1026	1	LH Fuel Tank ASM	19	3296-29	4	Nut-Lock, NI
3	130-1027	1	RH Fuel Tank ASM	20	100-1663	2	Pin-Hitch
4	323-6	6	Screw-HH	21	130-7714	1	Hose-Fuel
5	321-5	2	Screw-HH	28	117-2718	1	Decal-Arrester, Spark
6	3296-42	2	Nut-Lock, NI	31	3290-378	2	Tie-Cable
7	110-6186	2	Hose-Fuel	32	131-0713	1	Rod-Interlock
8	2412-80	2	Clamp-Hose	33	85-6750	1	Spring-Control
9	92-2379	2	Clamp-Hose	34	88-7200	1	Washer-Flat
10	130-0964-03	1	Radiator Cover ASM	35	3290-307	1	Pin-Cotter
11	130-0995-01	1	Cover-Bottom	36	131-9175	1	Seal-Foam
12	353-989	1	Plug-Hex, Hollow	37	131-9209-01	1	Plate-Cover
12:1	237-42	1	O-Ring	38	32144-14	3	Screw-HWHTF
13	2412-134	2	Clamp-R	39	AU382892A1	1	Blank-Switch, Rocker
14	130-1104-03	1	Plate-Hold Down, RH				

LH Fuel Tank Assembly No. 130-1026



LH Fuel Tank Assembly No. 130-1026 (continued)

<i>Ref.</i>	<i>Part Number</i>	<i>Qty.</i>	<i>Description</i>
2	95-8972	1	Grommet
3	104-5603	1	Gauge-Level, Fuel
4	46-6560	2	Bushing
5	1-643259	1	Fitting-Elbow

<i>Ref.</i>	<i>Part Number</i>	<i>Qty.</i>	<i>Description</i>
6	112-6374	1	Fitting-Strainer
7	2412-36	1	Clamp-Hose
8	104-5228	1	Fitting-Elbow, 90 DEG
9	130-7567	1	Cap-Diesel,

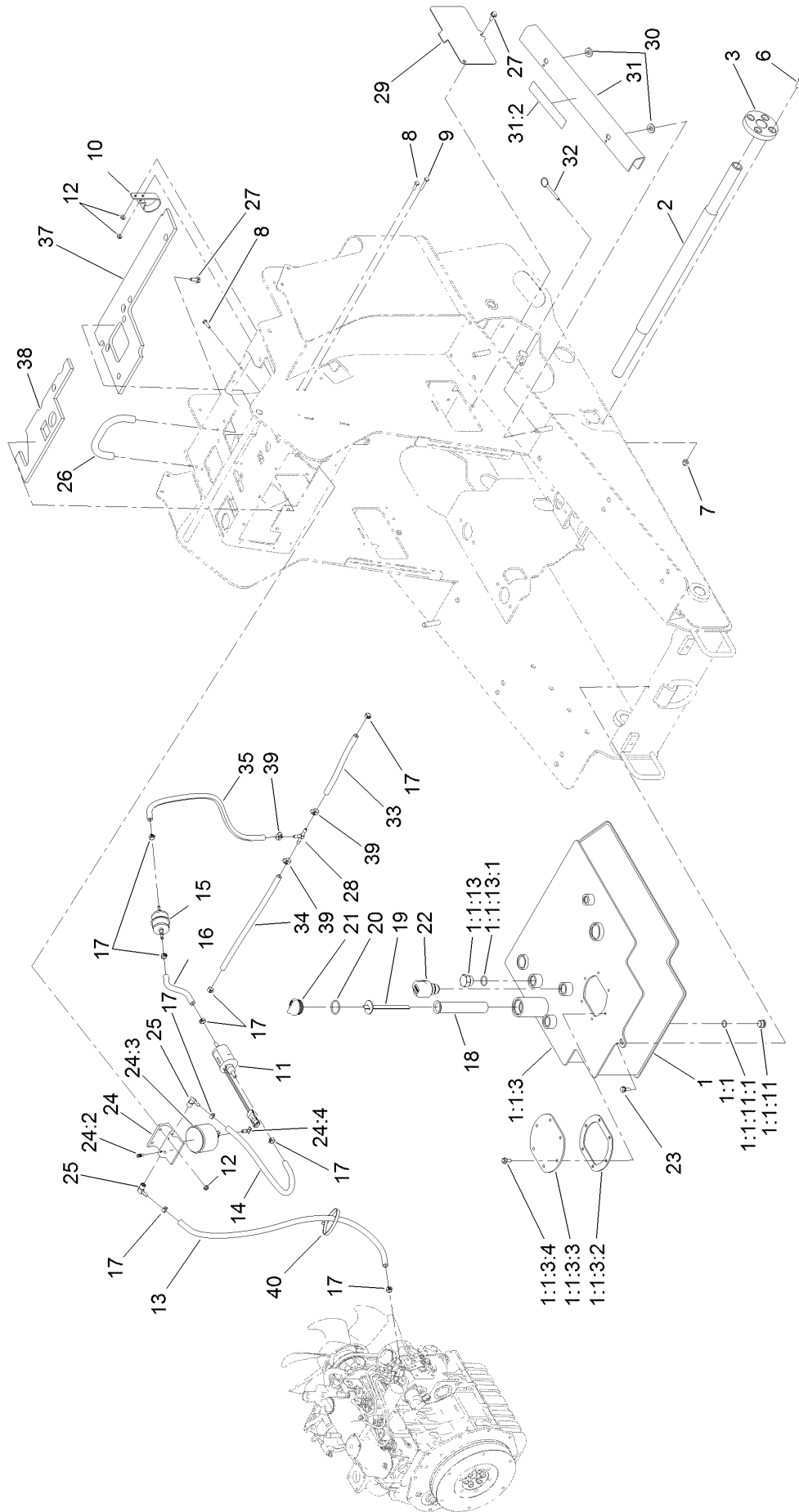
RH Fuel Tank Assembly No. 130-1027



RH Fuel Tank Assembly No. 130-1027 (continued)

<i>Ref.</i>	<i>Part Number</i>	<i>Qty.</i>	<i>Description</i>	<i>Ref.</i>	<i>Part Number</i>	<i>Qty.</i>	<i>Description</i>
2	46-6560	1	Bushing	5	2412-36	1	Clamp-Hose
3	1-643259	1	Fitting-Elbow	6	130-7567	1	Cap-Diesel,
4	112-6374	1	Fitting-Strainer				

Hydraulic Tank and Track Shaft Assembly

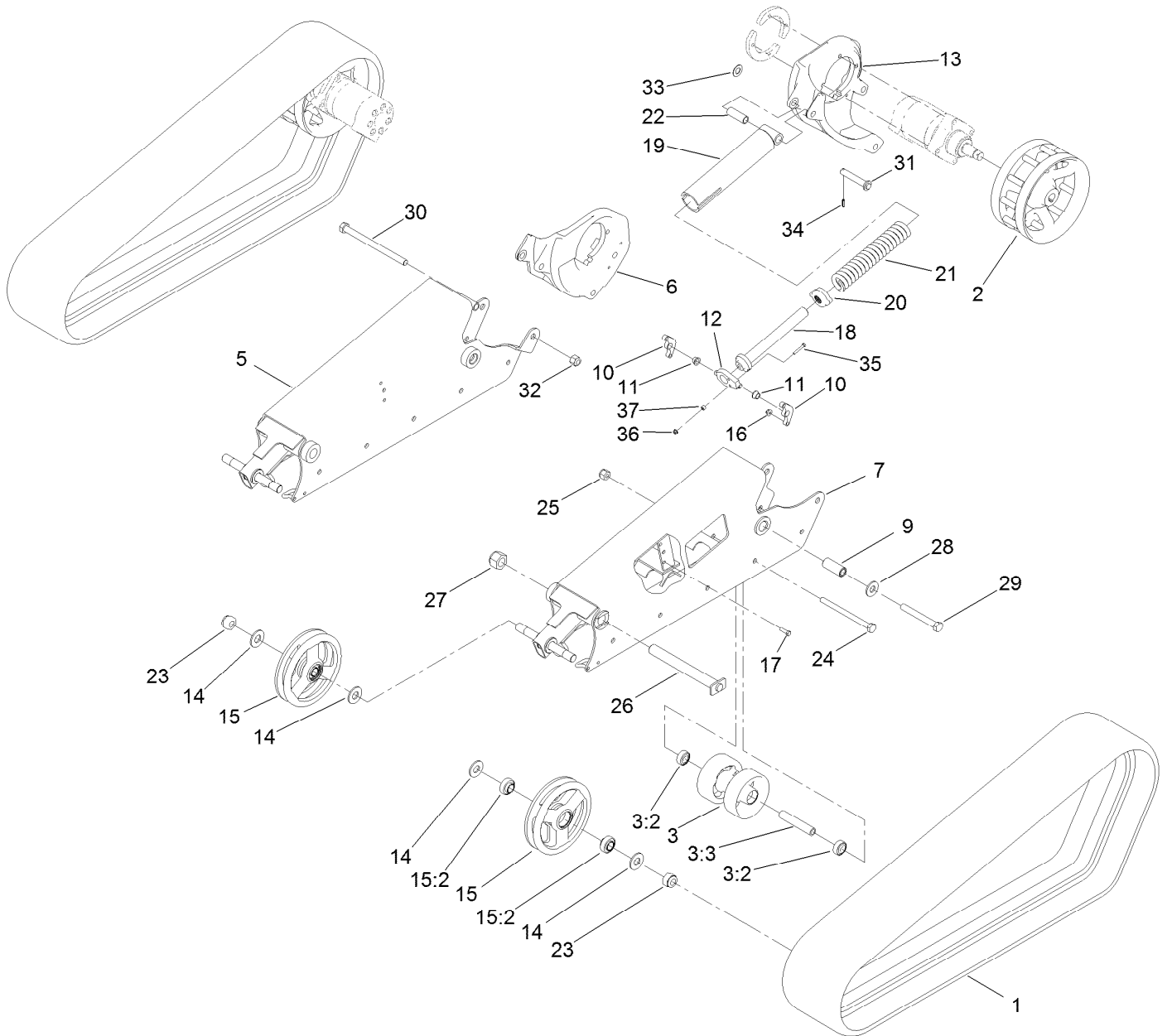


Hydraulic Tank and Track Shaft Assembly (continued)

<i>Ref.</i>	<i>Part Number</i>	<i>Qty.</i>	<i>Description</i>	<i>Ref.</i>	<i>Part Number</i>	<i>Qty.</i>	<i>Description</i>
1	125-0404-03	1	HYD Tank ASM	19	130-7686	1	Dipstick
1:1		1	Tank-HYD ●	20	237-123	1	O-Ring
1:1:3		1	Tank Top ASM ●	21	93-7498	1	Plug-Plastic
1:1:3:2	107-3557	1	Gasket-Cover, Access	22	115-9793	1	Breather
1:1:3:3	108-6297	1	Cover-Tank	23	32144-11	1	Screw-HWHTF
1:1:3:4	98-9940	6	Screw	24	109-2678	1	Filter Head ASM
1:1:11	353-988	1	Plug-Hex	24:2	63-8290	1	Vent-Air
1:1:11:1	237-79	1	O-Ring	24:3	109-3117	1	Filter-Separator, Water
1:1:13	354-74	1	Plug-HH	24:4	63-8310	1	Valve-Drain
1:1:13:1	237-81	1	O-Ring	25	353-781	2	Fitting-Elbow
2	125-0425	1	Shaft-Track	26	112-2620	1	Bar-Reference
3	125-0339	2	Hub-Shaft	27	3234-5	4	Screw-HHF
6	323-6	8	Screw-HH	28	99-5005	1	Fitting-Tee, Barbed
7	3296-39	8	Nut-Lock, NI	29	130-1036-01	2	Plate-Cover, Access
8	321-5	3	Screw-HH	30	83-1470	4	Washer-Neoprene
9	321-9	1	Screw-HH	31	130-5315	2	Arm-Locking
10	110-8817	1	Bracket-Pump, Fuel	31:2	115-4858	1	Decal-Danger
11	110-8806	1	Pump-Fuel	32	108-0094	4	Pin-Cotterless
12	32128-33	4	Nut-HF	33	110-4107	1	Hose-Fuel
13	110-6186	1	Hose-Fuel	34	110-4101	1	Hose-Fuel
14	114-4028	1	Hose-Fuel	35	108-3284	1	Hose-Fuel
15	112-7836	1	Filter-Inline	37	132-8416	1	Foam-Heat Shield
16	108-3280	1	Hose-Fuel	38	132-8417	1	Foam-Heat Shield
17	92-2379	9	Clamp-Hose	39	2412-108	3	Clamp-Worm
18	61-2790	1	Filter-Screen	40	3334-945	1	Tie-Cable

● Not serviced separately

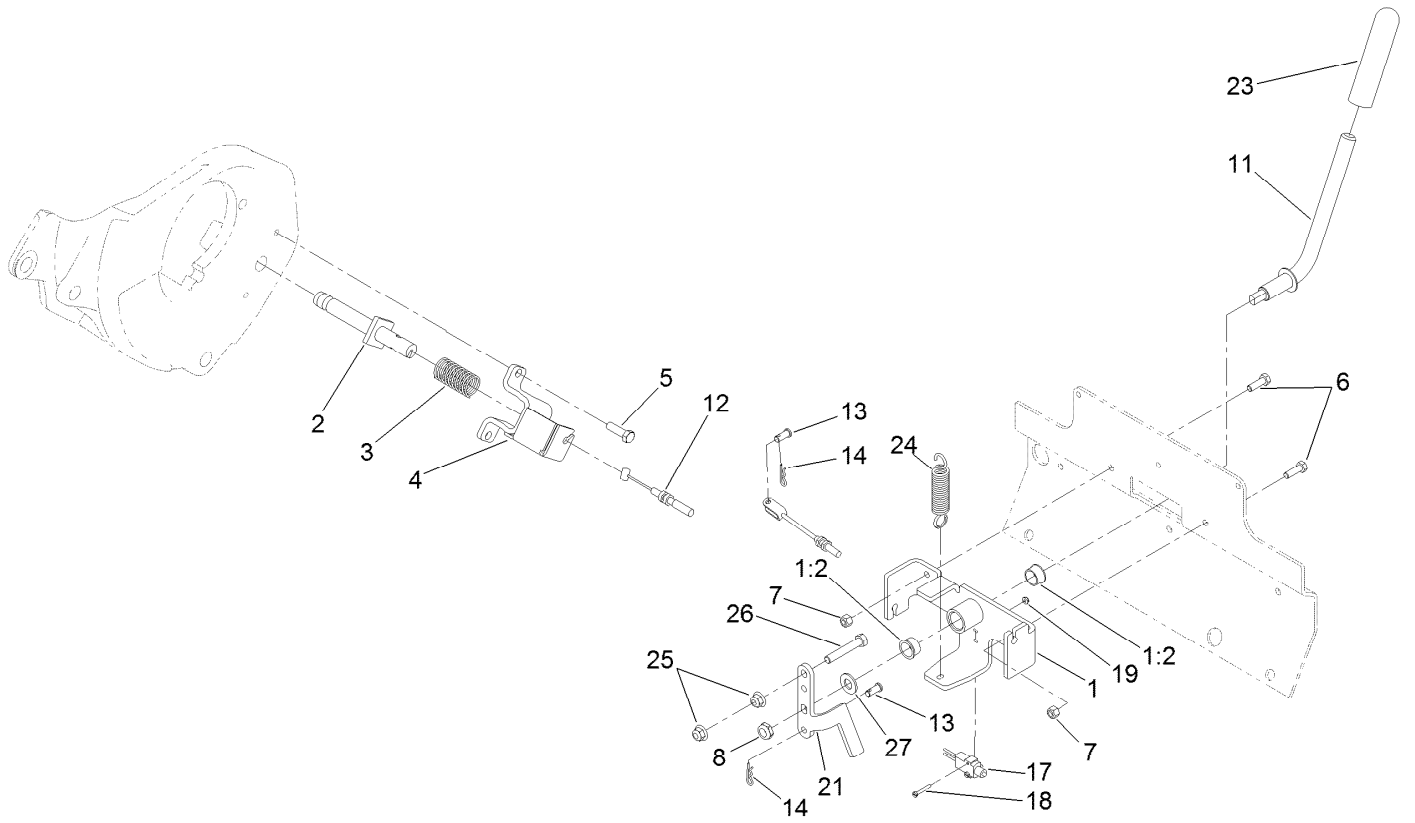
Track, Drive Wheel and Tensioner Assembly



Track, Drive Wheel and Tensioner Assembly (continued)

<i>Ref.</i>	<i>Part Number</i>	<i>Qty.</i>	<i>Description</i>	<i>Ref.</i>	<i>Part Number</i>	<i>Qty.</i>	<i>Description</i>
1	121-4591	2	Track-Wide	19	127-9559-03	2	Pivot-Tensioner
2	130-2793-03	2	Wheel-Drive	20	108-4664	2	Block-Tensioner
3	125-0431	10	Road Wheel ASM	21	95-3624	2	Spring-Compression
3:2	120-5378	2	Bearing-Ball	22	127-9565	2	Spacer-Pivot
3:3	125-0432	1	Spacer-Wheel, Road	23	104-2024	4	Nut-Hex, NI
5	125-0429-01	1	Frame-Track, RH	24	117-0172	10	Screw-HH
6	127-9596-03	1	Mount-Motor, RH	25	3296-24	10	Nut-Lock, NI
7	125-0428-01	1	Frame-Track, LH	26	130-1050	2	Pin-Track
9	130-1069	2	Spacer	27	125-0399	2	Nut-HH
10	127-9566-03	4	Plate-Mount, Pivot	28	99-2659	2	Washer
11	65-8770	4	Bushing-Bellcrank	29	AU426-1296	2	Screw-HH
12	127-9616	2	Tensioner-Pivot Joint	30	130-1013	2	Bolt-HH
13	127-9595-03	1	Mount-Motor, LH	31	130-1057	2	Pin-Tensioner
14	115-0722	8	Washer-Plain	32	3296-51	2	Nut-Lock, NI
15	104-6123	4	Tensioner Wheel ASM	33	3256-39	2	Washer-Flat
15:2	104-6129	2	Bearing-Ball	34	32121-24	2	Pin-Spring
16	104-8301	8	Nut-Flange, NI	35	321-10	2	Screw-HH
17	323-7	8	Screw-HH	36	32128-32	2	Nut-HHF
18	127-9563	2	Bolt-Tensioner	37	98-4799	2	Spacer

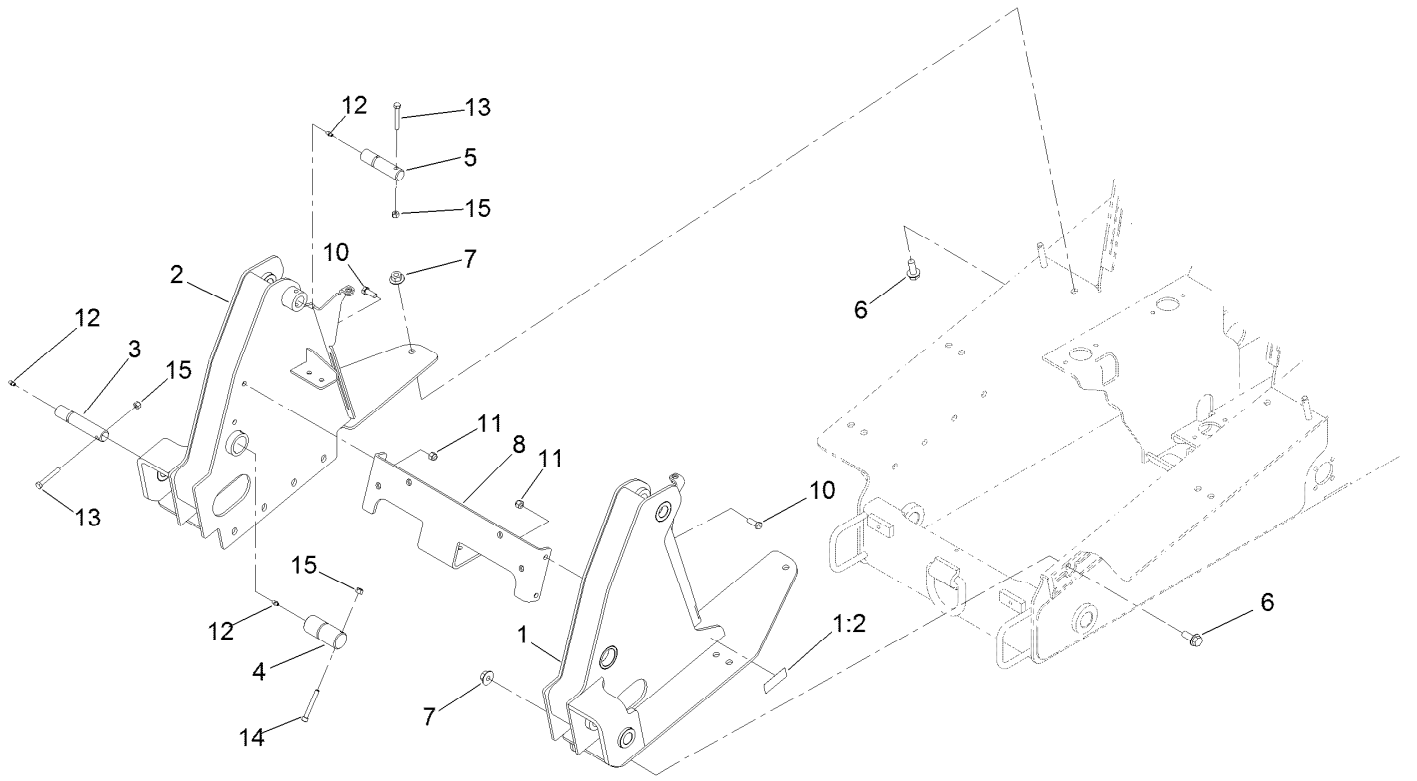
Brake Assembly



Brake Assembly (continued)

<i>Ref.</i>	<i>Part Number</i>	<i>Qty.</i>	<i>Description</i>	<i>Ref.</i>	<i>Part Number</i>	<i>Qty.</i>	<i>Description</i>
1	127-9649	1	Brake Bracket ASM	13	283-62	2	Pin-Clevis
1:2	256-252	2	Bearing-Flange	14	3290-307	2	Pin-Cotter
2	130-5256	2	Shaft ASM	17	95-8900	1	Switch
3	125-0344	2	Spring-Compression	18	32105-9	2	Screw
4	130-5284-03	2	Bracket-Brake	19	3296-9	2	Nut-Lock
5	323-7	4	Screw-HH	21	132-8473-03	1	Plate-Linkage, Brake
6	322-5	2	Screw-HH	23	110-1037	1	Grip-Handle
7	3296-29	2	Nut-Lock, NI	24	93-5985	1	Spring-Extension
8	3296-45	1	Nut-Lock, NI	25	104-8301	2	Nut-Flange, NI
11	132-8475	1	Lever-Brake	26	104-3396	1	Screw-HH
12	130-7737	2	Cable-Brake	27	3256-26	1	Washer-Flat

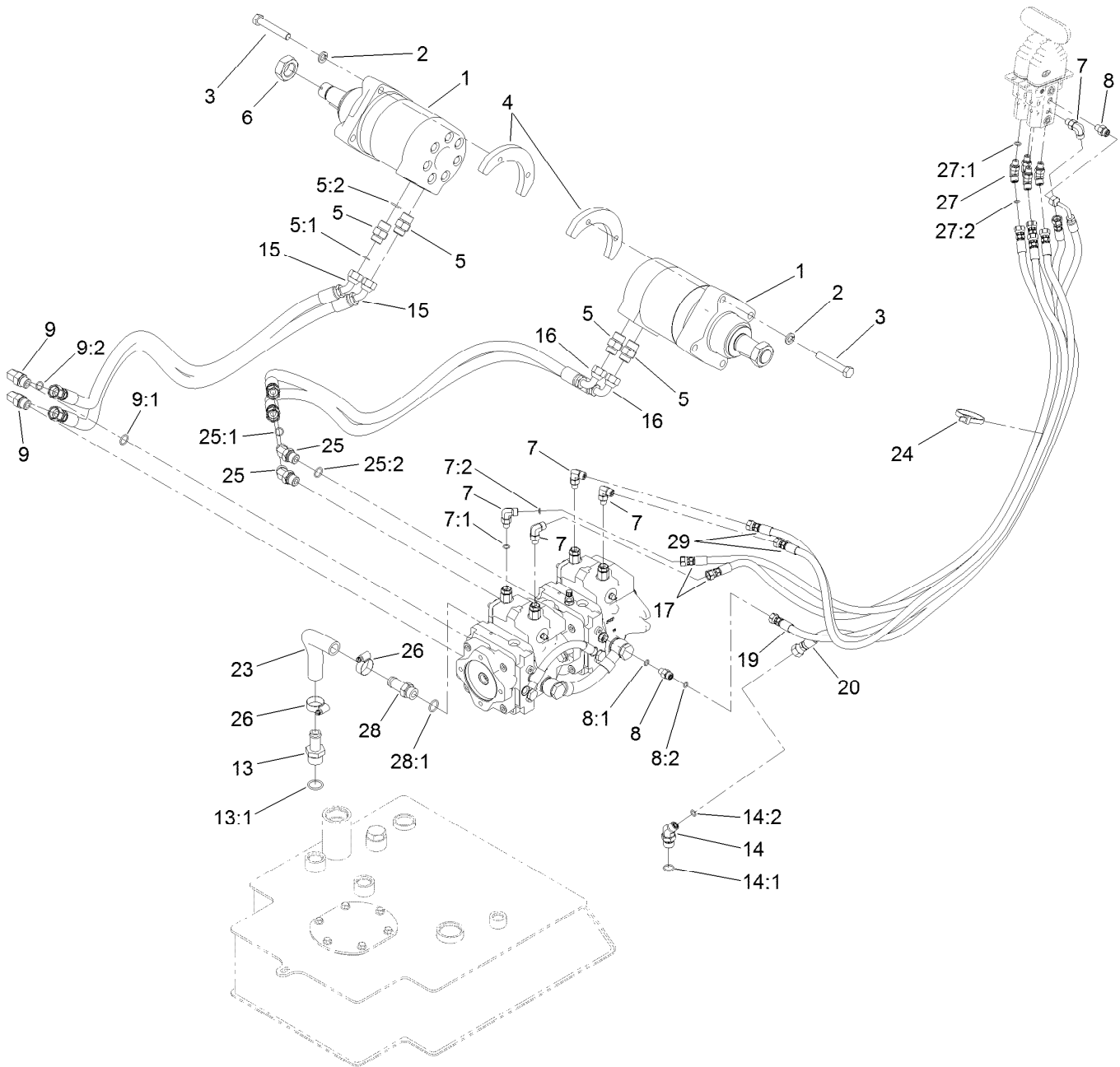
Front Tower Assembly



Front Tower Assembly (continued)

<i>Ref.</i>	<i>Part Number</i>	<i>Qty.</i>	<i>Description</i>	<i>Ref.</i>	<i>Part Number</i>	<i>Qty.</i>	<i>Description</i>
1	130-5323	1	Tower-Front, LH	8	125-3667-03	1	Plate-Cross, Tower
1:2	115-2047	1	Decal-Surface, Hot	10	AU426-616	4	Screw-HH
2	130-5177-01	1	Tower, RH	11	3296-39	4	Nut-Lock, NI
3	131-9201	2	Pin-HYD	12	302-5	6	Fitting-Grease
4	125-3748	2	Pin-Arm	13	322-11	4	Screw-HH
5	125-3695	2	Pin-Link	14	3274-40	2	Screw-HSH
6	3234-38	18	Screw-HHF	15	3296-29	6	Nut-Lock, NI
7	32128-52	18	Nut-Lock, Flange				

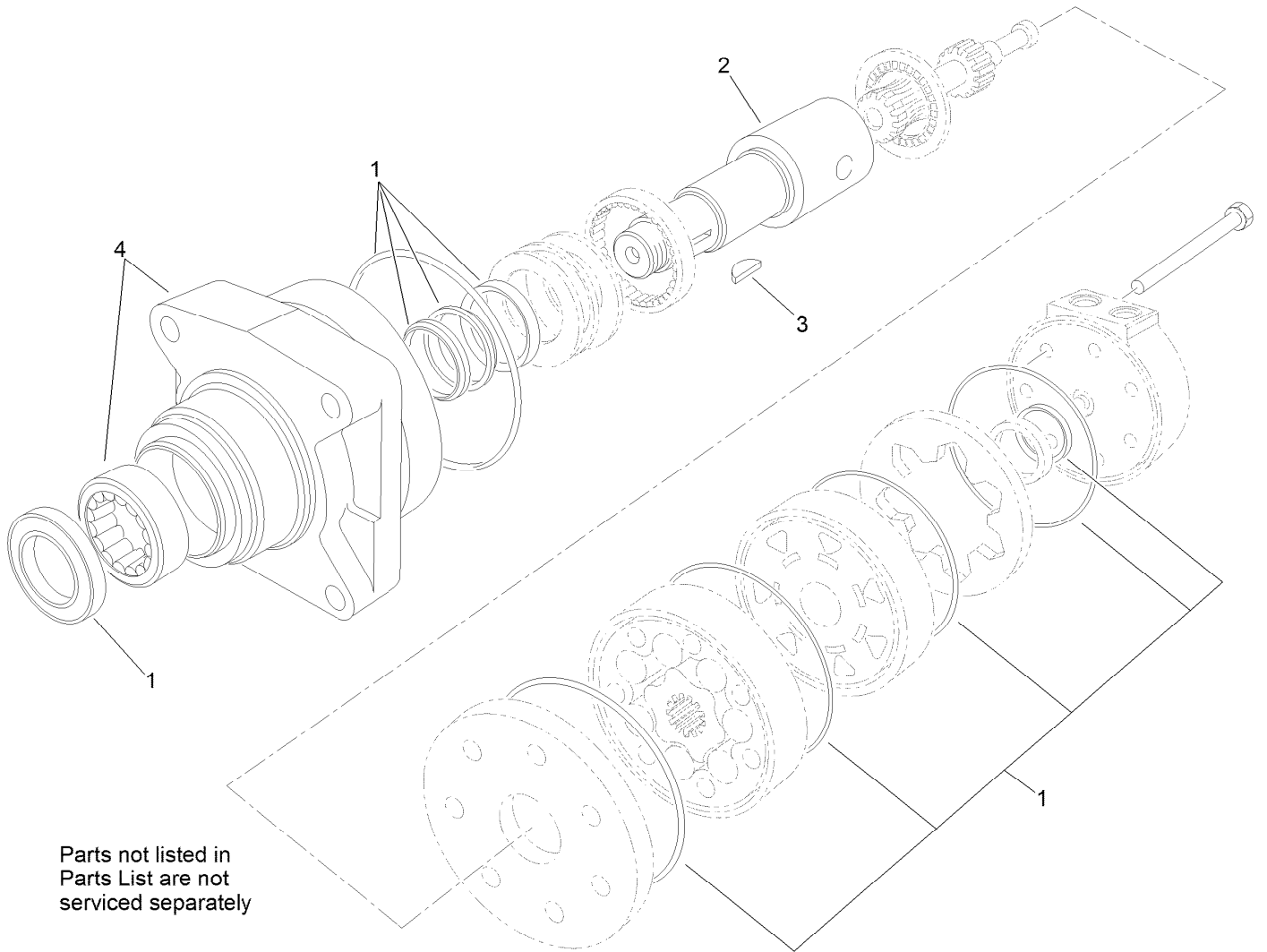
Hydraulic Motor and Hose Assembly



Hydraulic Motor and Hose Assembly (continued)

<i>Ref.</i>	<i>Part Number</i>	<i>Qty.</i>	<i>Description</i>	<i>Ref.</i>	<i>Part Number</i>	<i>Qty.</i>	<i>Description</i>
1	130-7729	2	Motor-HYD	14:1	237-79	1	O-Ring
2	3253-7	8	Washer-Lock	14:2	237-22	1	O-Ring
3	115-4845	8	Screw-HH, TAP	15	130-7733	2	Hose-HYD
4	127-9567-03	4	Plate-Mounting	16	130-7734	2	Hose-HYD
5	340-6	4	Fitting-HYD, Straight	17	127-9622	2	Hose-HYD
5:1	237-30	1	O-Ring	19	127-9624	1	Hose-HYD
5:2	237-80	1	O-Ring	20	127-9625	1	Hose-Return
6	107-9319	2	Nut-Hex	23	127-9628	1	Hose-Return
7	340-132	5	Fitting-HYD, 90 DEG	24	3334-945	1	Tie-Cable
7:1	237-78	1	O-Ring	25	340-101	2	Fitting-HYD, 45 DEG
7:2	237-21	1	O-Ring	25:1	237-30	1	O-Ring
8	340-92	2	Fitting-HYD, Straight	25:2	237-79	1	O-Ring
8:1	237-78	1	O-Ring	26	2412-129	2	Clamp-Hose
8:2	237-21	1	O-Ring	27	340-103	4	Fitting-HYD, 45 DEG
9	340-98	2	Fitting-HYD, 90 DEG	27:1	237-78	1	O-Ring
9:1	237-79	1	O-Ring	27:2	237-21	1	O-Ring
9:2	237-30	1	O-Ring	28	354-136	1	Fitting-HYD
13	354-73	1	Fitting-Straight	28:1	237-80	1	O-Ring
13:1	237-81	1	O-Ring	29	127-9623	2	Hose-HYD
14	340-138	1	Fitting-HYD, 45 DEG				

Hydraulic Motor Assembly No. 130-7729



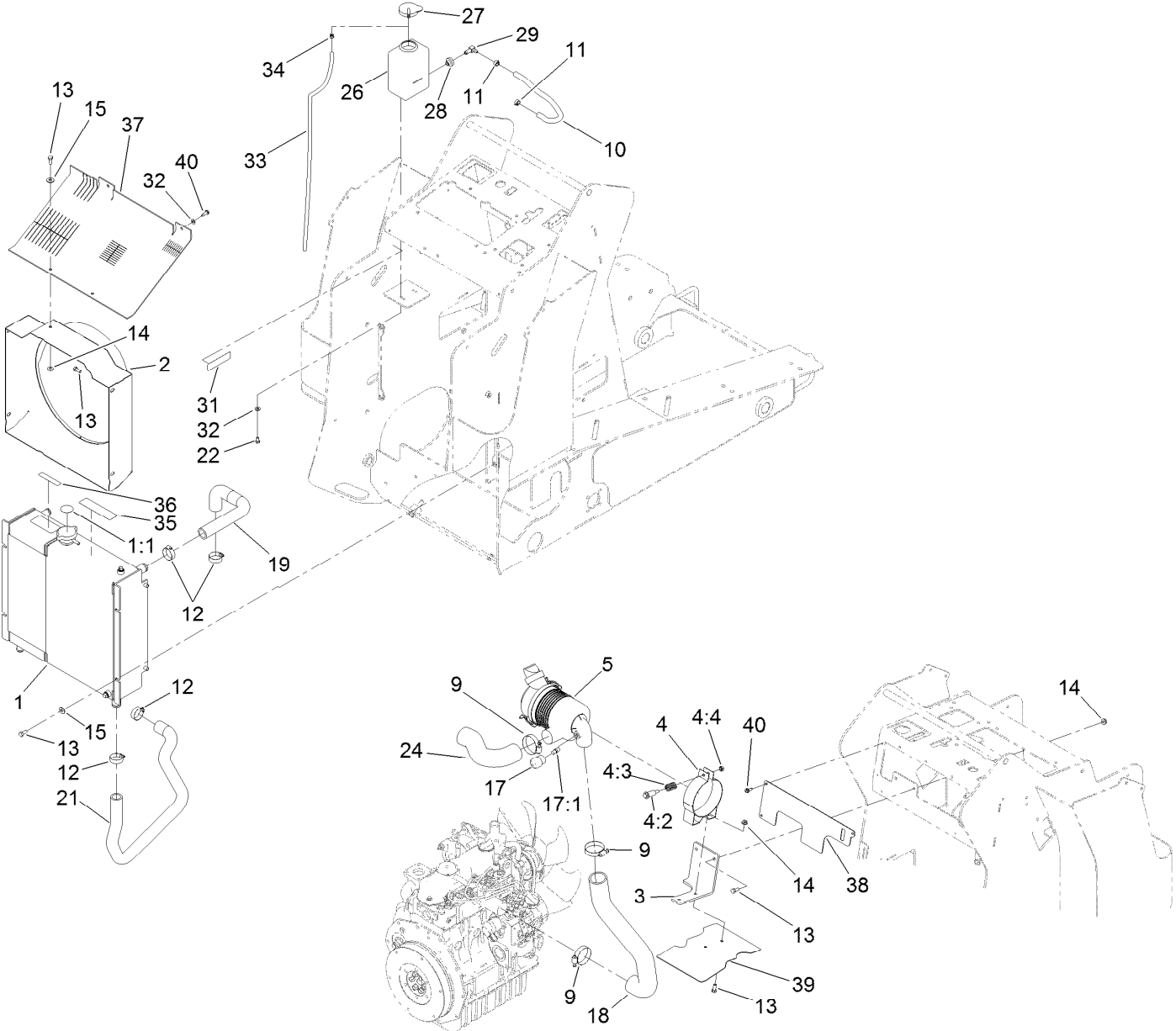
Parts not listed in
Parts List are not
serviced separately

Hydraulic Motor Assembly No. 130-7729 (continued)

<i>Ref.</i>	<i>Part Number</i>	<i>Qty.</i>	<i>Description</i>
1	100-6131	1	Seal Kit
2	106-7645	1	Coupling-Shaft

<i>Ref.</i>	<i>Part Number</i>	<i>Qty.</i>	<i>Description</i>
3	3257-42	1	Key-Woodruff
4	108-5634	1	Motor Housing ASM

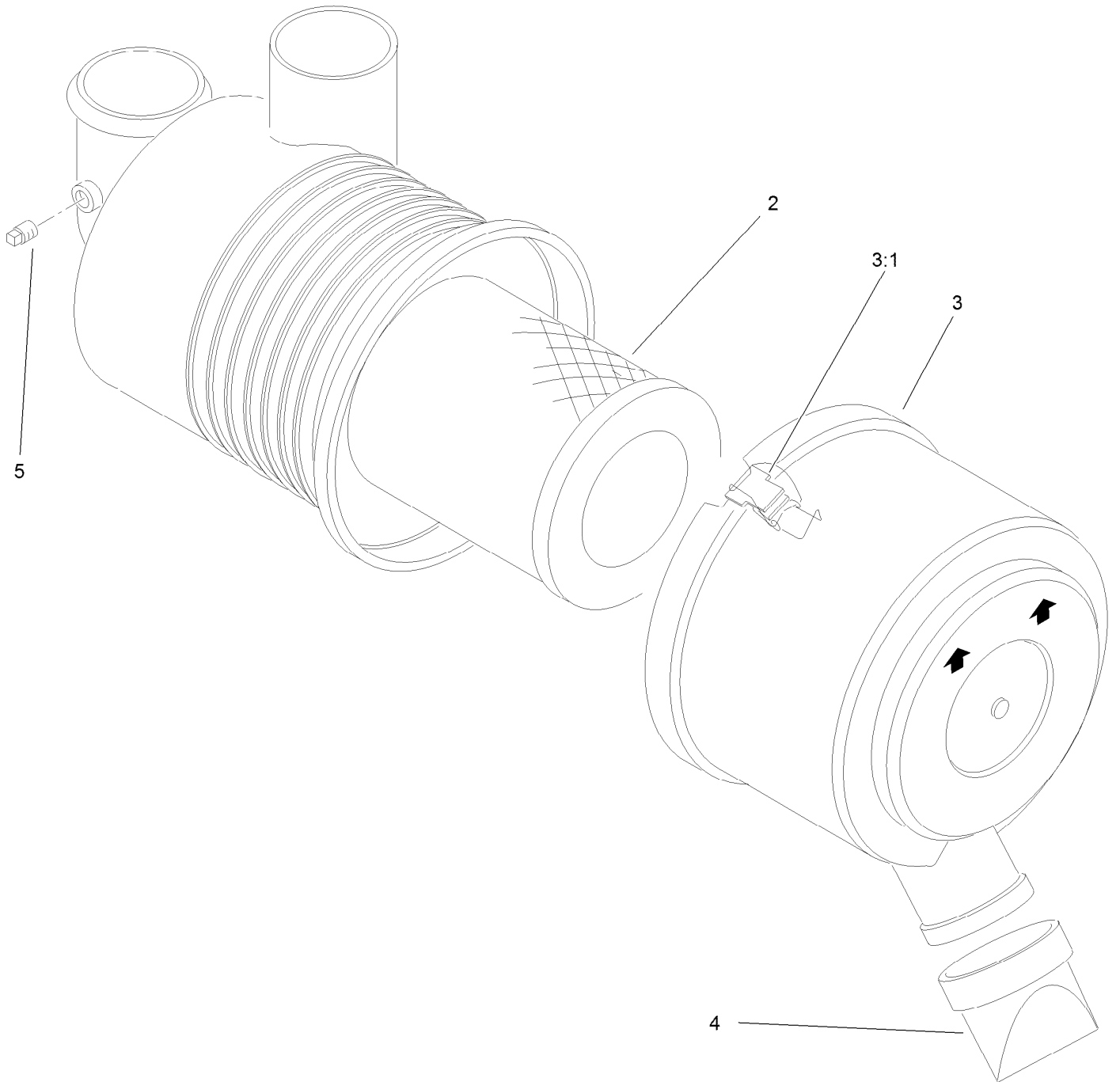
Radiator and Air Cleaner Assembly



Radiator and Air Cleaner Assembly (continued)

<i>Ref.</i>	<i>Part Number</i>	<i>Qty.</i>	<i>Description</i>	<i>Ref.</i>	<i>Part Number</i>	<i>Qty.</i>	<i>Description</i>
1	130-1030	1	Combo Cooler ASM	18	131-9173	1	Hose-Intake, Engine
1:1	106-6755	1	Decal-Cap, Radiator	19	130-1145	1	Hose-Radiator
2	130-1144-03	1	Shroud	21	131-9153	1	Hose-Radiator, Lower
3	125-0377-03	1	Bracket	22	321-2	2	Screw-HH
4	93-2191	1	Air Cleaner Mounting Band ASM	24	130-0952	1	Hose-Air, Inlet
4:2	94-3653	1	Bolt	26	1-643163	1	Tank-Overflow
4:3	94-3654	1	Spring	27	1-643164	1	Cap-Tank, Overflow
4:4	48-9510	1	Nut	28	46-6560	1	Bushing
5	93-2190	1	Air Cleaner ASM	29	46-6550	1	Fitting-Elbow, 90 DEG
9	2412-92	3	Clamp-Hose	31	115-4865	1	Decal-Radiator Fill
10	110-4110	1	Hose-LP	32	3256-22	4	Washer-Flat
11	92-2379	2	Clamp-Hose	33	108-6344	1	Hose-LP
12	2412-34	4	Clamp-Hose	34	2412-80	1	Clamp-Hose
13	322-3	14	Screw-HH	35	93-7814	1	Decal-Danger
14	32128-20	6	Nut-HF	36	93-6681	1	Decal-Warning, Fan
15	3256-3	6	Washer-Flat	37	131-9214	1	Guard-Air
17	104-3563	1	Indicator	38	131-9215	1	Cover-Air
17:1	94-1416	1	Adapter-Indicator	39	131-9216	1	Baffle-Air
				40	32104-95	5	Screw-HWH

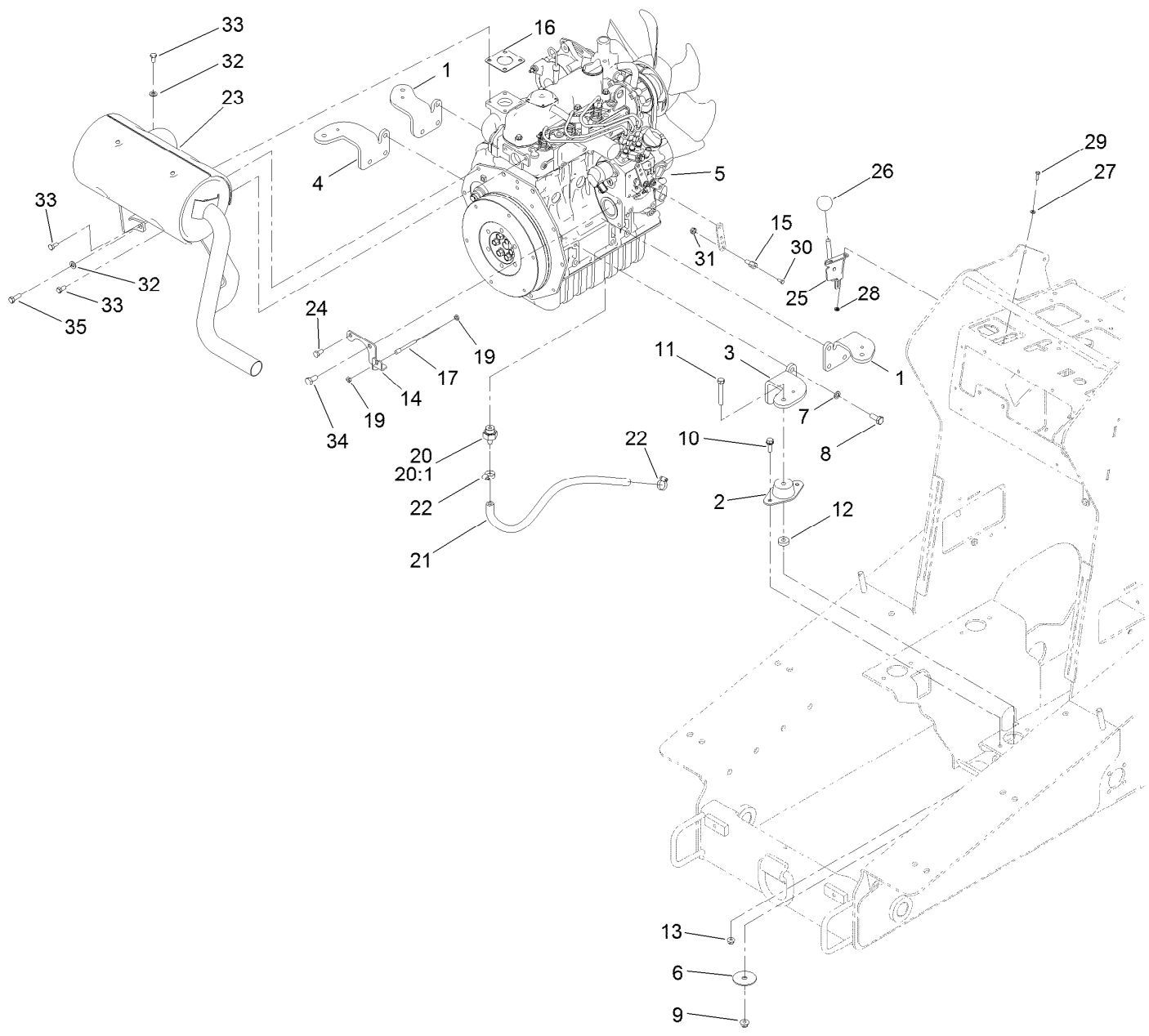
Air Cleaner Assembly No. 93-2190



Air Cleaner Assembly No. 93-2190 (continued)

<i>Ref.</i>	<i>Part Number</i>	<i>Qty.</i>	<i>Description</i>	<i>Ref.</i>	<i>Part Number</i>	<i>Qty.</i>	<i>Description</i>
2	108-3811	1	Filter-Air	4	87-9400	1	Valve-Vacuator
3	94-3652	1	Cover ASM	5	285-17	1	Plug-Pipe
3:1	1-643283	2	Latch-Cleaner, Air				

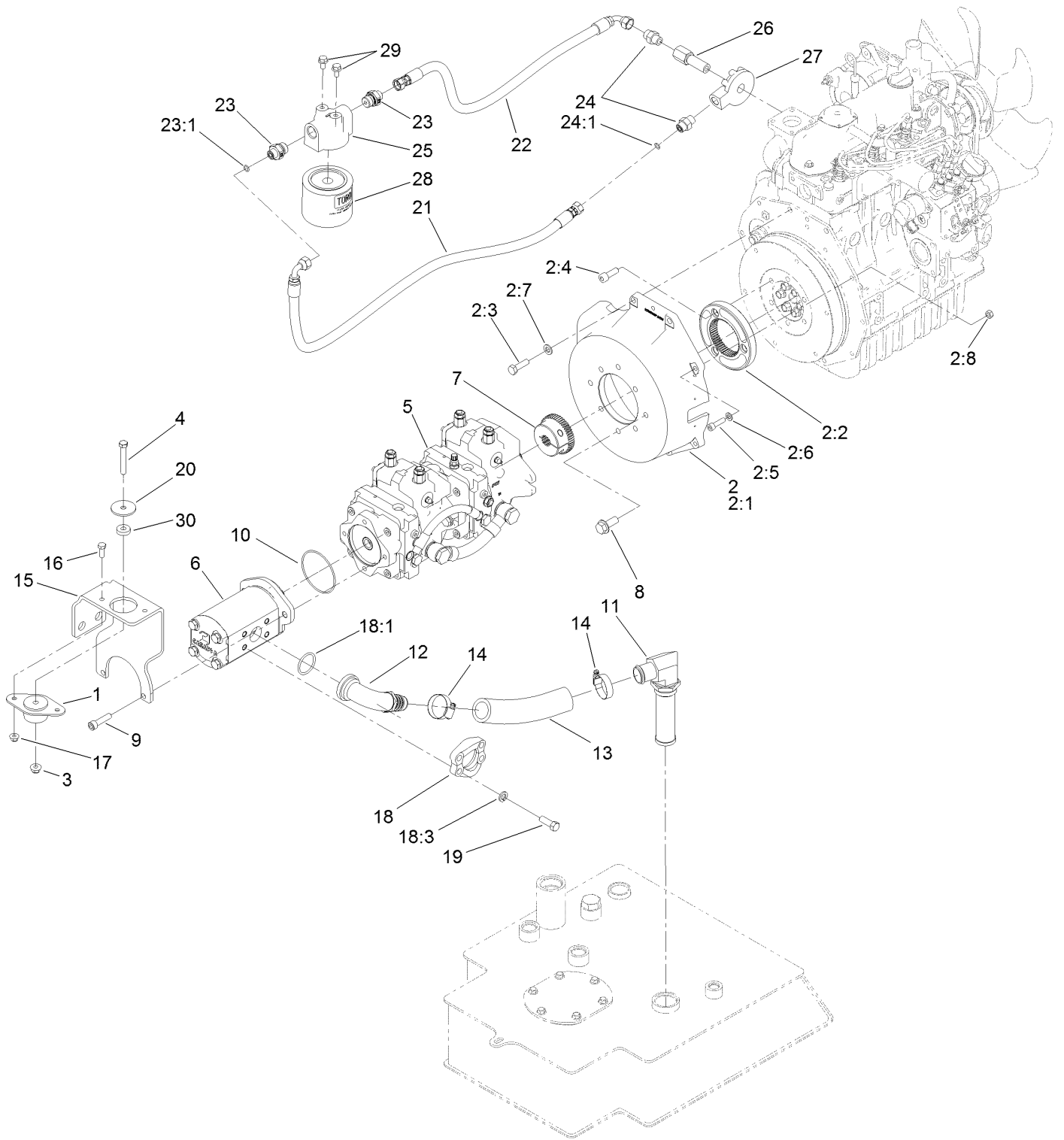
Engine Mount and Muffler Assembly



Engine Mount and Muffler Assembly (continued)

<i>Ref.</i>	<i>Part Number</i>	<i>Qty.</i>	<i>Description</i>	<i>Ref.</i>	<i>Part Number</i>	<i>Qty.</i>	<i>Description</i>
1	115-8066-03	2	Mount-Engine	20	114-8587	1	Fitting-Hose
2	121-9076	4	Mount-Engine	20:1	98-9399	1	Gasket
3	115-8068-03	1	Mount-Engine LH	21	92-7424	1	Hose-Overflow, Radiator
4	115-8063-03	1	Mount-Engine, RH	22	2412-36	2	Clamp-Hose
5	130-7727	1	Engine ASM	23	130-7732	1	Muffler-Diesel
6	87-5100	4	Washer-Snubbing	24	33114-016	1	Screw-HH
7	48-9590	12	Washer-Lock	25	108-9730	1	Lever-Control
8	43-0090	12	Screw-HH	26	233-42	1	Knob
9	104-8301	4	Nut-Flange, NI	27	3256-51	2	Washer-Flat
10	3234-29	8	Screw-HHF	28	32149-7	2	Nut-Keps
11	323-12	4	Screw-HH	29	3290-134	2	Screw
12	62-6660	4	Spacer	30	25-8640	1	Screw-HH
13	104-8300	8	Nut-Flange, NI	31	3296-20	1	Nut-Lock, NI
14	130-1148-03	1	Bracket-Throttle	32	3256-23	5	Washer-Flat
15	98-9311	1	Swivel-Throttle	33	99-5132	6	Bolt
16	99-8343	1	Gasket-Muffler	34	63-7790	1	Screw-Cap
17	130-7743	1	Cable-Throttle	35	99-5131	1	Bolt
19	3220-1	2	Nut-Jam				

Tandem Pump and Gear Pump Assembly



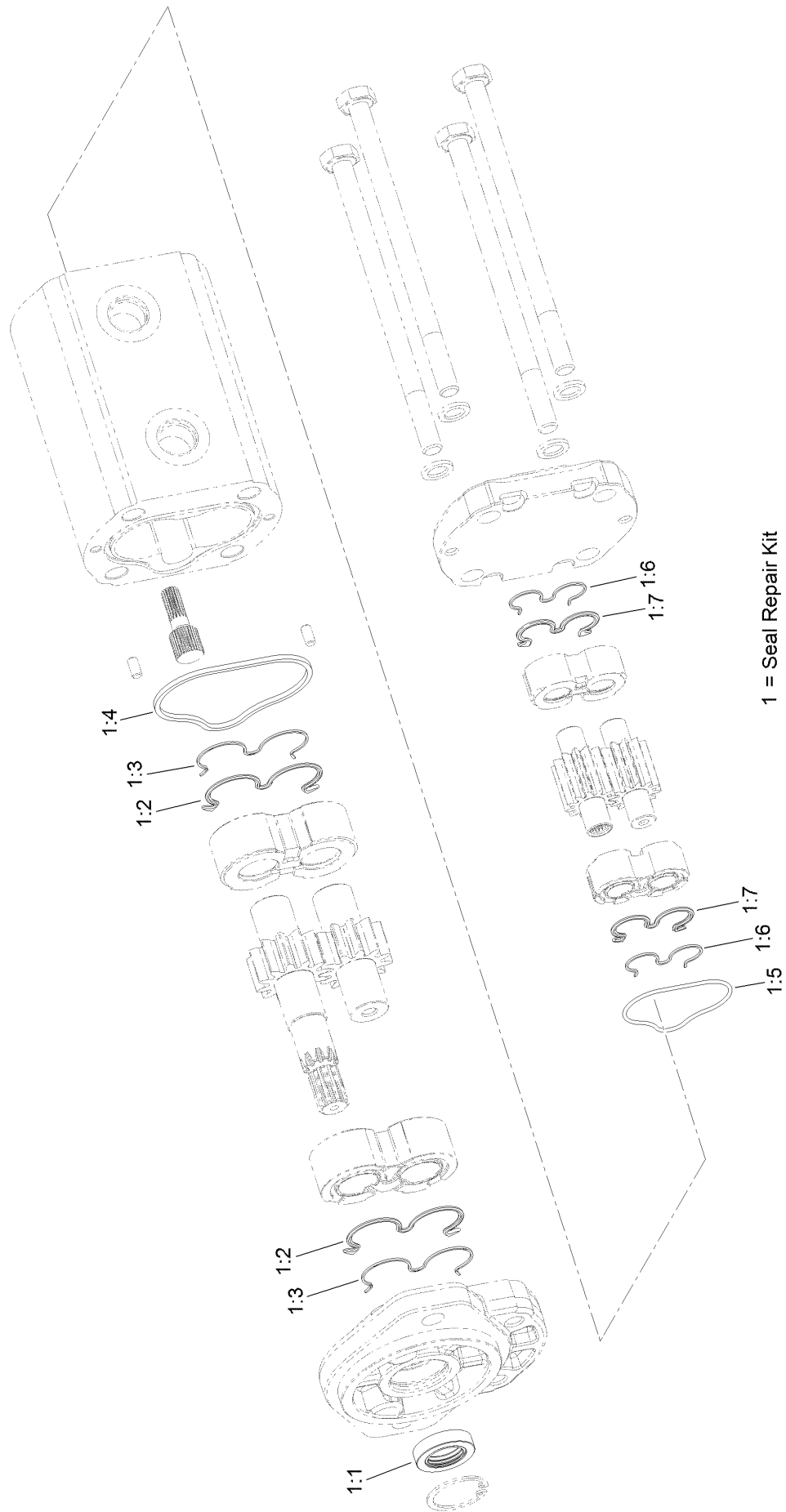
Tandem Pump and Gear Pump Assembly (continued)

<i>Ref.</i>	<i>Part Number</i>	<i>Qty.</i>	<i>Description</i>	<i>Ref.</i>	<i>Part Number</i>	<i>Qty.</i>	<i>Description</i>
1	121-9076	1	Mount-Engine	15	125-3736-01	1	Plate-Support
2	130-7728	1	Mount-Pump	16	322-4	2	Screw-HH
2:1	130-7724	1	Housing-Pump Mount	17	104-8300	2	Nut-Flange, NI
2:2	125-1179	1	Flange-Coupler	18	114-0090	1	Flange Kit
2:3	56-2140	2	Screw-HH	18:1	115-5420	1	O-Ring
2:4	108-1420	3	Screw-HSH	18:2	324-6	4	Screw-HH ■●
2:5	94-3559	4	Screw-HSH	18:3	3253-6	4	Washer-Lock
2:6	115-7370	4	Washer-Plain	19	324-5	4	Screw-HH
2:7	33095-00	2	Washer-Flat	20	63-7400	1	Washer-Rebound
2:8	33014-00	1	Nut-Hex	21	130-7717	1	Hose-HYD
3	104-8301	1	Nut-Flange, NI	22	130-7719	1	Hose-HYD
4	323-12	1	Screw-HH	23	130-7715	2	Fitting-HYD
5	121-4593	1	Pump-Tandem	23:1	237-22	1	O-Ring
6	130-7731	1	Pump-Gear	24	130-7716	2	Fitting-HYD
7	130-7725	1	Hub-Pump	24:1	237-22	1	O-Ring
8	3234-38	2	Screw-HHF	25	130-7588	1	Base-Filter
9	09718	2	Screw-Sh	26	130-7587	1	Pipe-Joint
10	237-161	1	O-Ring	27	130-7586	1	Base-Filter
11	130-7582	1	Strainer-Suction	28	104-5169	1	Filter-Oil
12	112-7374	1	Fitting	29	33104-016	2	Screw-HHF
13	130-7561	1	Hose-Suction	30	62-6660	1	Spacer
14	2412-111	2	Clamp				

● Not illustrated

■ Not used for this configuration

Gear Pump Assembly No. 130-7731



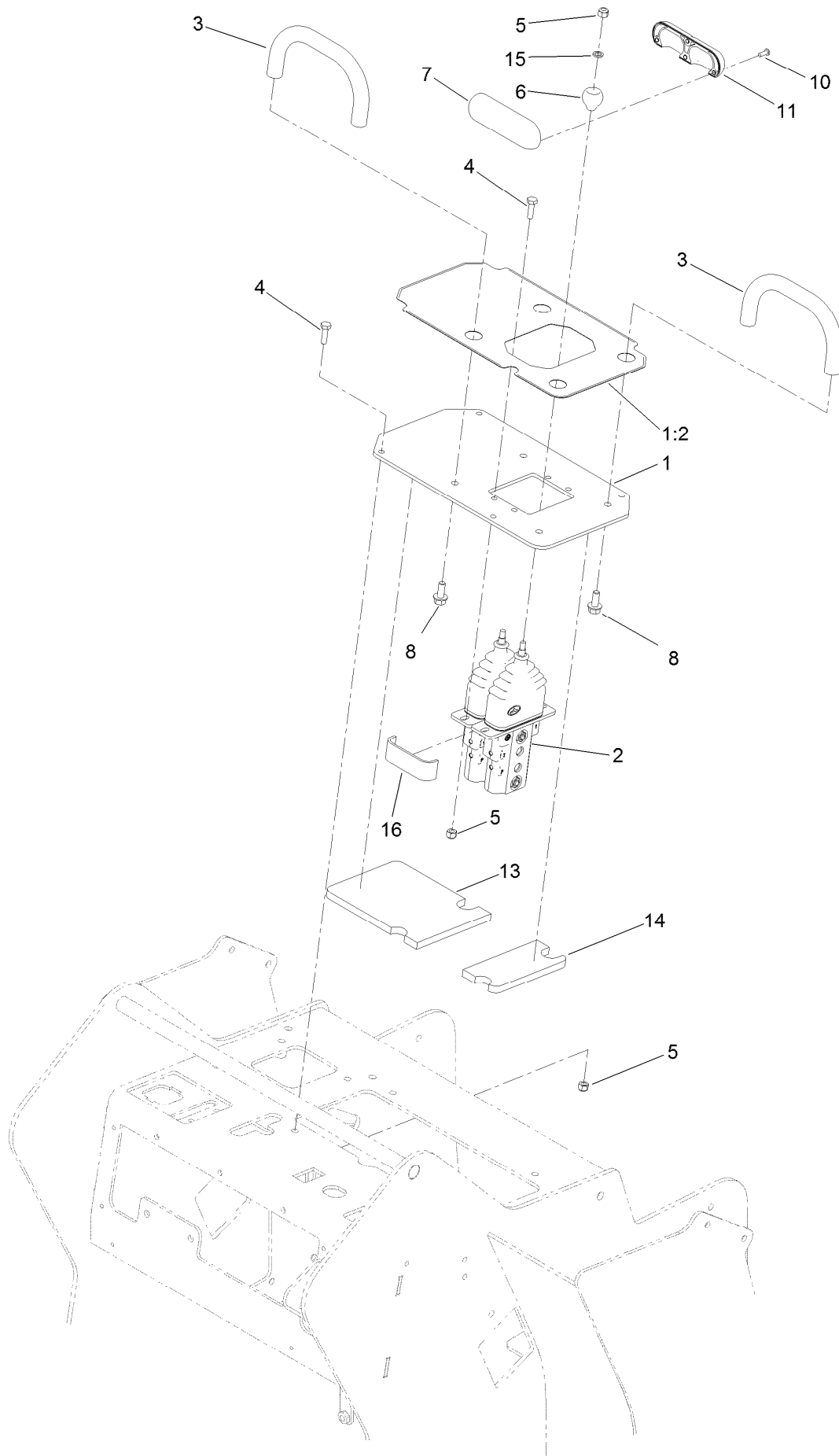
1 = Seal Repair Kit

Gear Pump Assembly No. 130-7731 (continued)

<i>Ref.</i>	<i>Part Number</i>	<i>Qty.</i>	<i>Description</i>	<i>Ref.</i>	<i>Part Number</i>	<i>Qty.</i>	<i>Description</i>
1	132-6028	1	Seal Kit	1:4		1	Seal-Square ●
1:1		1	Seal-Shaft ●	1:5		1	O-Ring ●
1:2		2	Seal-Gear ●	1:6		2	Ring-Backup ●
1:3		2	Ring-Backup ●	1:7		2	Seal-Gear, Rear ●

● Not serviced separately

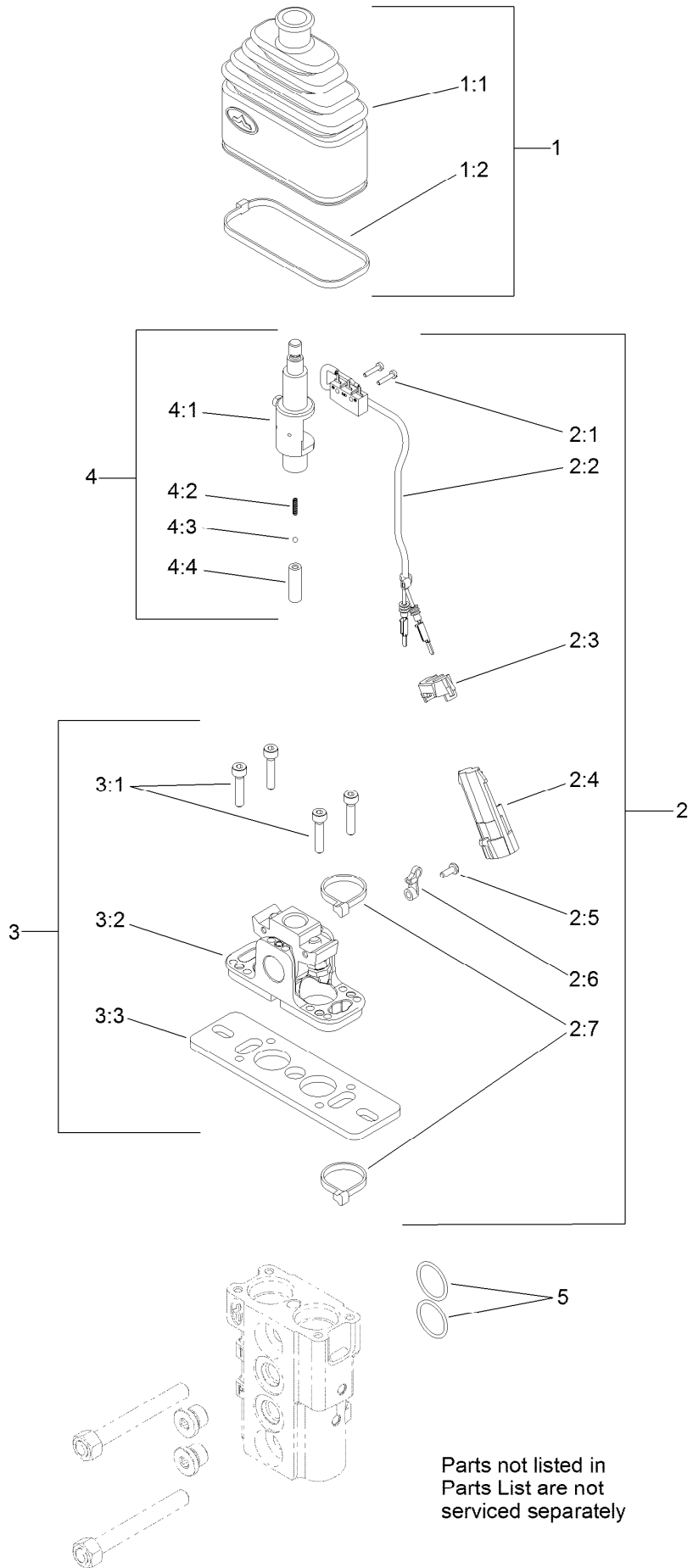
Control Valve and Reference Bar Assembly



Control Valve and Reference Bar Assembly (continued)

<i>Ref.</i>	<i>Part Number</i>	<i>Qty.</i>	<i>Description</i>	<i>Ref.</i>	<i>Part Number</i>	<i>Qty.</i>	<i>Description</i>
1	130-5321	1	Plate-Control	8	3234-5	4	Screw-HHF
1:2	131-0708	1	Decal-Control Panel	10	94-6961	4	Screw
2	125-3704	1	Valve-Control	11	131-9162	1	Handle-Traction
3	112-2620	2	Bar-Reference	13	132-8414	1	Foam-Shield, Heat
4	321-5	8	Screw-HH	14	132-8415	1	Foam-Shield, Heat
5	3296-42	10	Nut-Lock, NI	15	75-5470	2	Spacer-Bearing
6	130-7723	2	Ball-Traction	16	133-0222	1	Tape-Wire
7	130-7692	1	Handle-Control				

Control Valve Assembly No. 125-3704

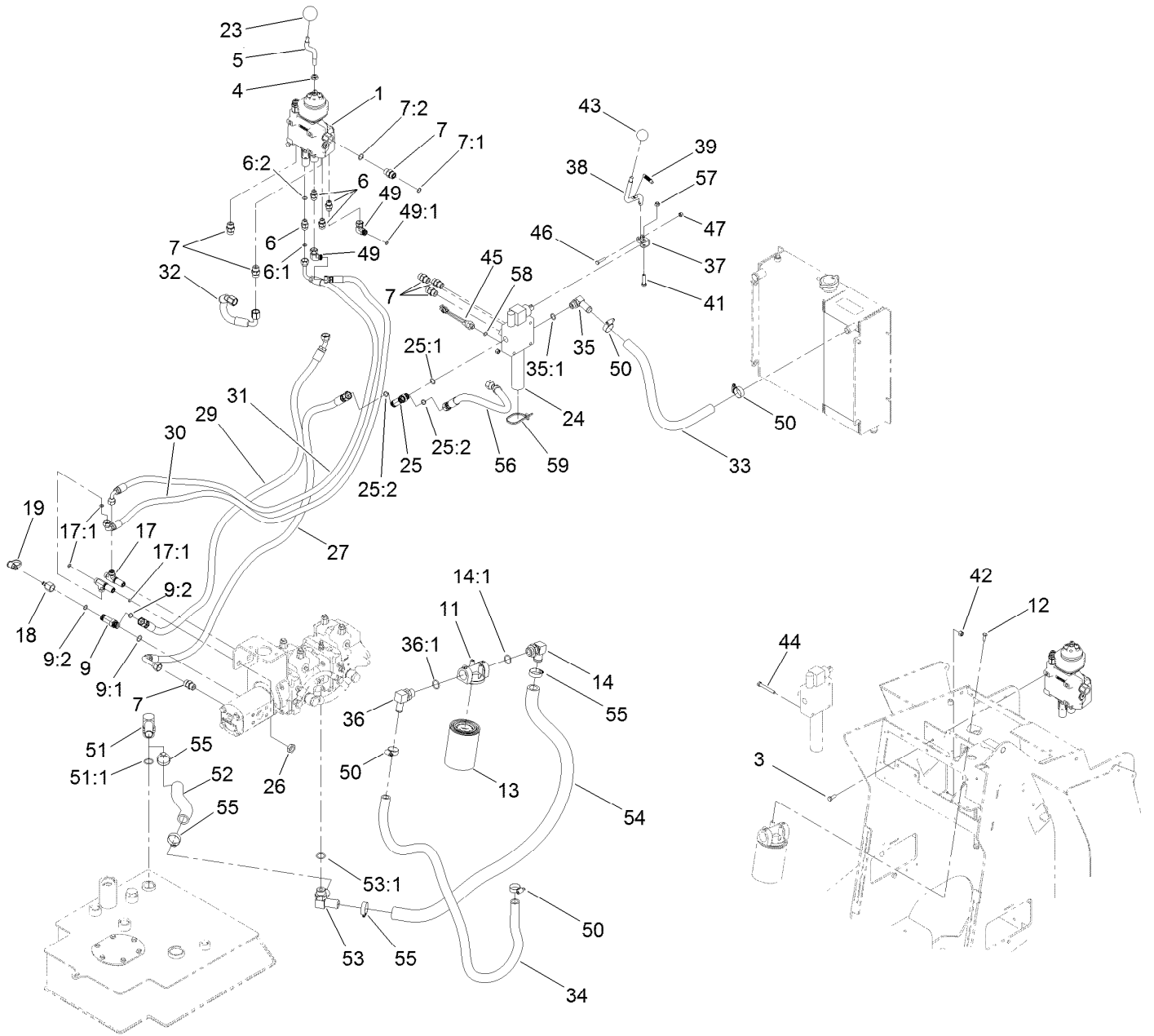


Control Valve Assembly No. 125-3704 (continued)

<i>Ref.</i>	<i>Part Number</i>	<i>Qty.</i>	<i>Description</i>	<i>Ref.</i>	<i>Part Number</i>	<i>Qty.</i>	<i>Description</i>
1	132-6034	2	Bellow Kit	3	132-6036	2	Fulcrum Kit
1:1		1	Bellow-Rubber ●	3:1		4	Screw ●
1:2		1	Tie-Cable ●	3:2		1	Support Kit ●
2	132-6035	2	Limit Switch Kit	3:3		1	Plate-Mounting ●
2:1		2	Screw ●	4	132-6037	2	Switch Holder Lever Kit
2:2		1	Cable ●	4:1		1	Lever-Holder, Switch ●
2:3		1	Fairlead ●	4:2		1	Spring-Return ●
2:4		1	Connector ●	4:3		1	Sphere ●
2:5		1	Screw ●	4:4		1	Holder-Spring ●
2:6		1	Tie-Wire ●	5	100-7246	2	O-Ring
2:7		2	Tie-Cable ●				

● Not serviced separately

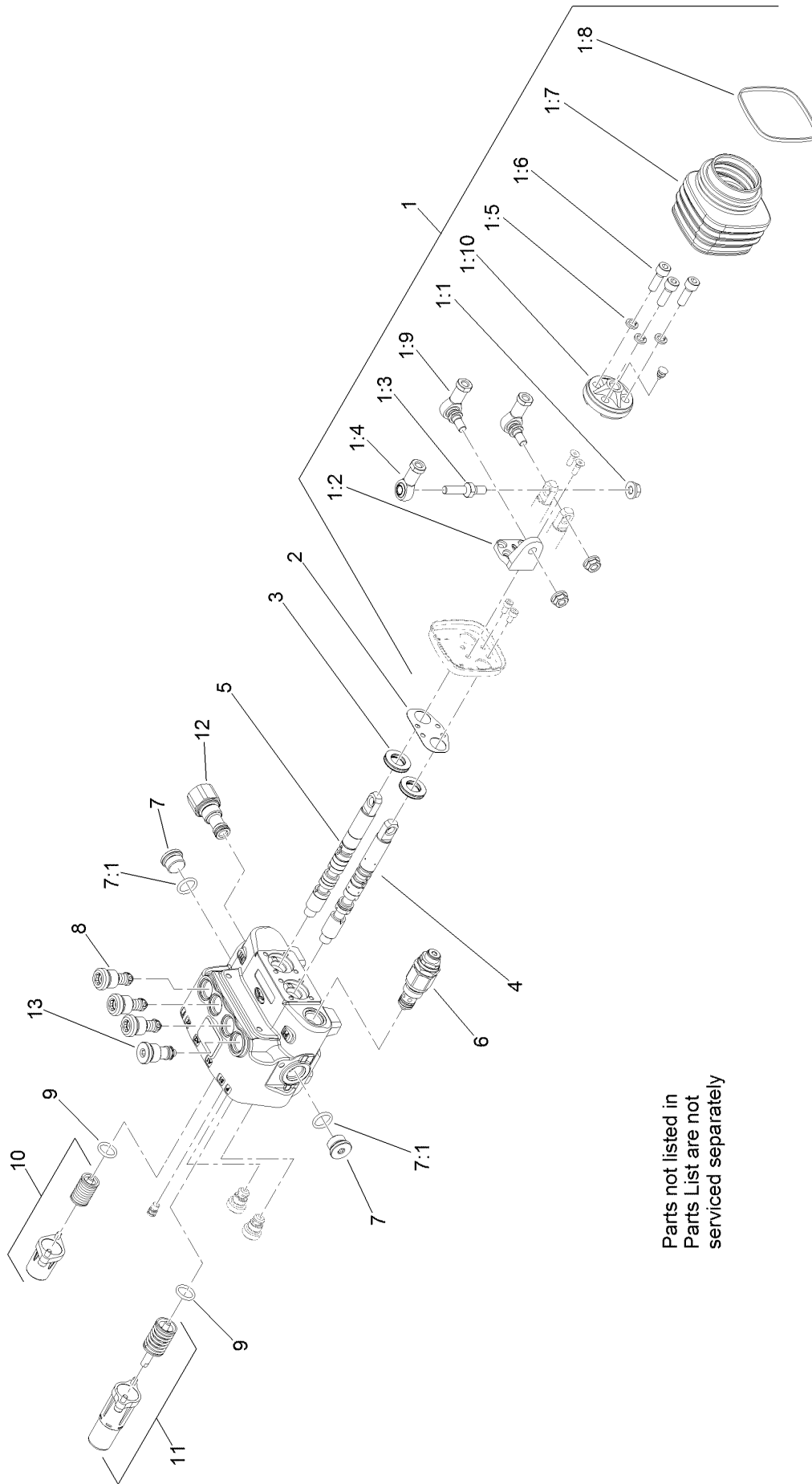
2-Spool Valve and Auxiliary Valve Assembly



2-Spool Valve and Auxiliary Valve Assembly (continued)

<i>Ref.</i>	<i>Part Number</i>	<i>Qty.</i>	<i>Description</i>	<i>Ref.</i>	<i>Part Number</i>	<i>Qty.</i>	<i>Description</i>
1	130-7710	1	2 Spool Valve ASM	32	127-9634	1	Hose-Return
3	322-4	3	Screw-HH	33	130-7565	1	Hose-Return
4	51-2070	1	Nut	34	130-7566	1	Hose-Return
5	121-4577	1	Shaft-Handle	35	353-954	1	Adapter
6	340-2	4	Fitting-HYD, Straight	35:1	237-79	1	O-Ring
6:1	237-22	1	O-Ring	36	353-987	1	Fitting-HYD, 90 DEG (Barbed)
6:2	237-42	1	O-Ring	36:1	237-81	1	O-Ring
7	340-4	7	Fitting-HYD, Straight	37	130-1087	1	Bracket-Auxiliary
7:1	237-30	1	O-Ring	38	130-1083	1	Rod-Auxiliary
7:2	237-79	1	O-Ring	39	114-0249	1	Spring-Extension
9	340-109	1	Fitting-HYD, Tee	41	33114-035	1	Screw-HH
9:1	237-79	1	O-Ring	42	3296-29	3	Nut-Lock, NI
9:2	237-30	2	O-Ring	43	233-42	1	Knob
11	92-5821	1	Head-Filter	44	322-12	3	Screw-HH
12	321-4	2	Screw-HH	45	72-4310	1	Switch-Ball
13	86-3010	2	Filter-Oil	46	321-8	1	Screw-HH
14	100-4202	1	Fitting-HYD, 90 DEG	47	3296-42	1	Nut-Lock, NI
14:1	237-81	1	O-Ring	49	340-159	2	Fitting-HYD, 90 DEG
17	340-68	2	Fitting-Tee, Bulkhead	49:1	237-22	2	O-Ring
17:1	237-22	3	O-Ring	50	2412-129	4	Clamp-Hose
18	100-5616	1	Fitting	51	56-9530	1	Fitting-HYD, 90 DEG
19	354-79	1	Cap-Dust	51:1	237-117	1	O-Ring
23	233-21	1	Knob	52	127-9627	1	Hose-Suction
24	130-7562	1	Valve-Auxiliary	53	AU375462A1	1	Connector
25	340-157	1	Fitting-HYD, Tee	53:1	237-81	1	O-Ring
25:1	237-79	1	O-Ring	54	127-9626	1	Hose-Return
25:2	237-30	2	O-Ring	55	2412-34	4	Clamp-Hose
26	340-70	2	Nut-Lock	56	120-0880	1	Hose-HYD
27	127-9629	1	Hose-HYD	57	33024-00	1	Nut-Lock, NI
29	127-9631	1	Hose-HYD	58	237-42	1	O-Ring
30	127-9632	1	Hose-HYD	59	3290-378	2	Tie-Cable
31	130-7597	1	Hose-HYD				

2-Spool Valve Assembly No. 130-7710

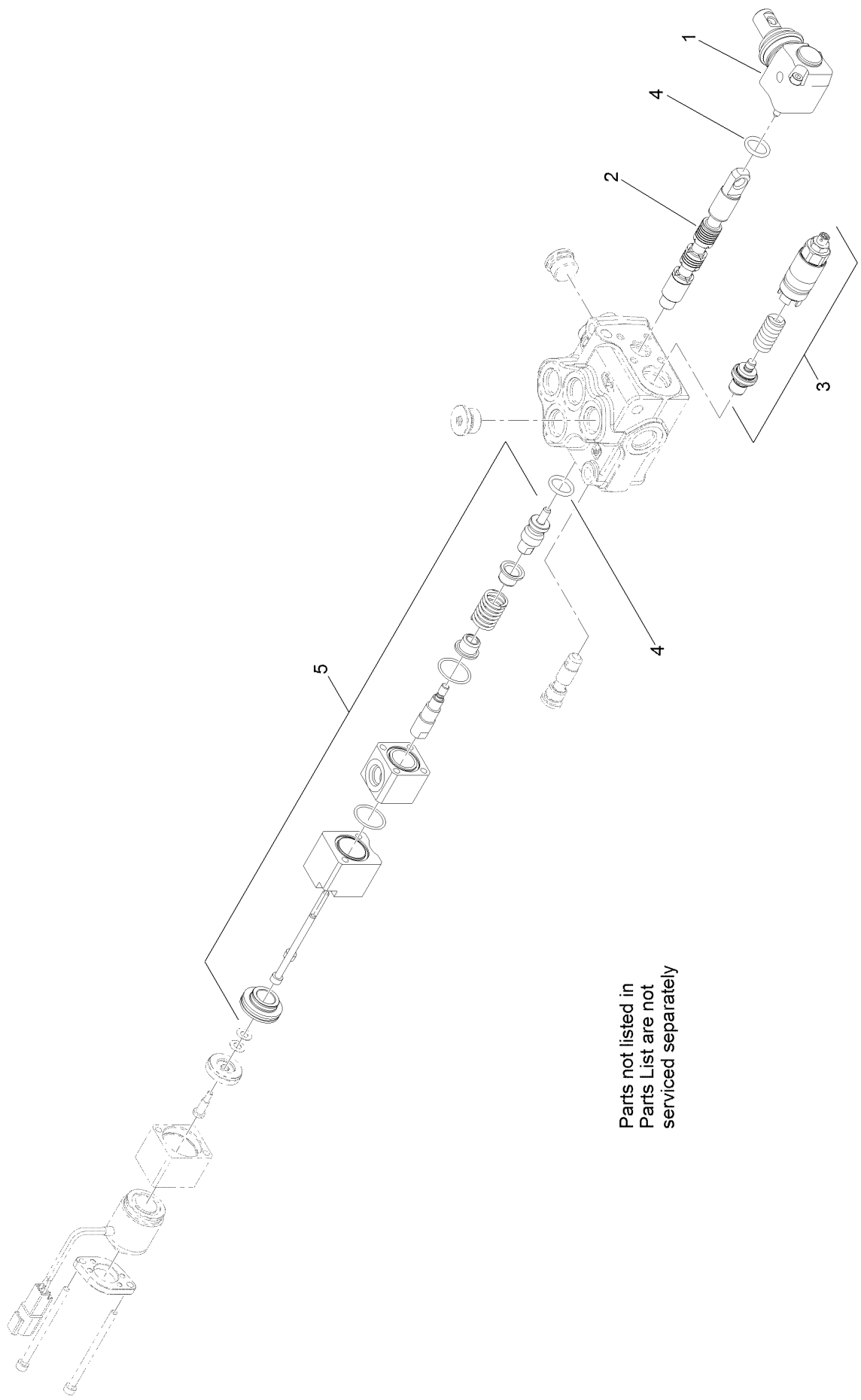


Parts not listed in
Parts List are not
serviced separately

2-Spool Valve Assembly No. 130-7710 (continued)

<i>Ref.</i>	<i>Part Number</i>	<i>Qty.</i>	<i>Description</i>	<i>Ref.</i>	<i>Part Number</i>	<i>Qty.</i>	<i>Description</i>
1	106-7724	1	Joystick Kit	3	106-7738	2	Seal-Valve, Spool
1:1	98-0668	3	Nut	4	106-7737	1	Spool-Valve
1:2	106-7726	1	Pivot-Joystick	5	106-7736	1	Spool-Valve
1:3	106-7727	1	Pin-Joystick	6	132-6031	1	Valve-Relief, Main
1:4	106-7728	1	End-Rod	7	353-988	2	Plug-Hex
1:5	42-9850	3	Washer-Lock, Spring	7:1	237-79	1	O-Ring
1:6	98-5828	3	Screw-HSH	8	106-7734	3	Valve-Relief
1:7	106-7729	1	Bellow-Rubber	9	106-7719	2	Seal-Valve
1:8	3290-379	1	Tie-Cable	10	106-7732	1	Valve Spring Kit
1:9	106-7730	2	Joint-Joystick	11	106-7733	1	Detent Spring Kit
1:10	106-7731	1	Holder-Articulated	12	132-6032	1	Joint-Sae 8
2	106-7725	1	Seal-Joystick	13	132-6033	1	Plug

Auxiliary Valve Assembly No. 130-7562



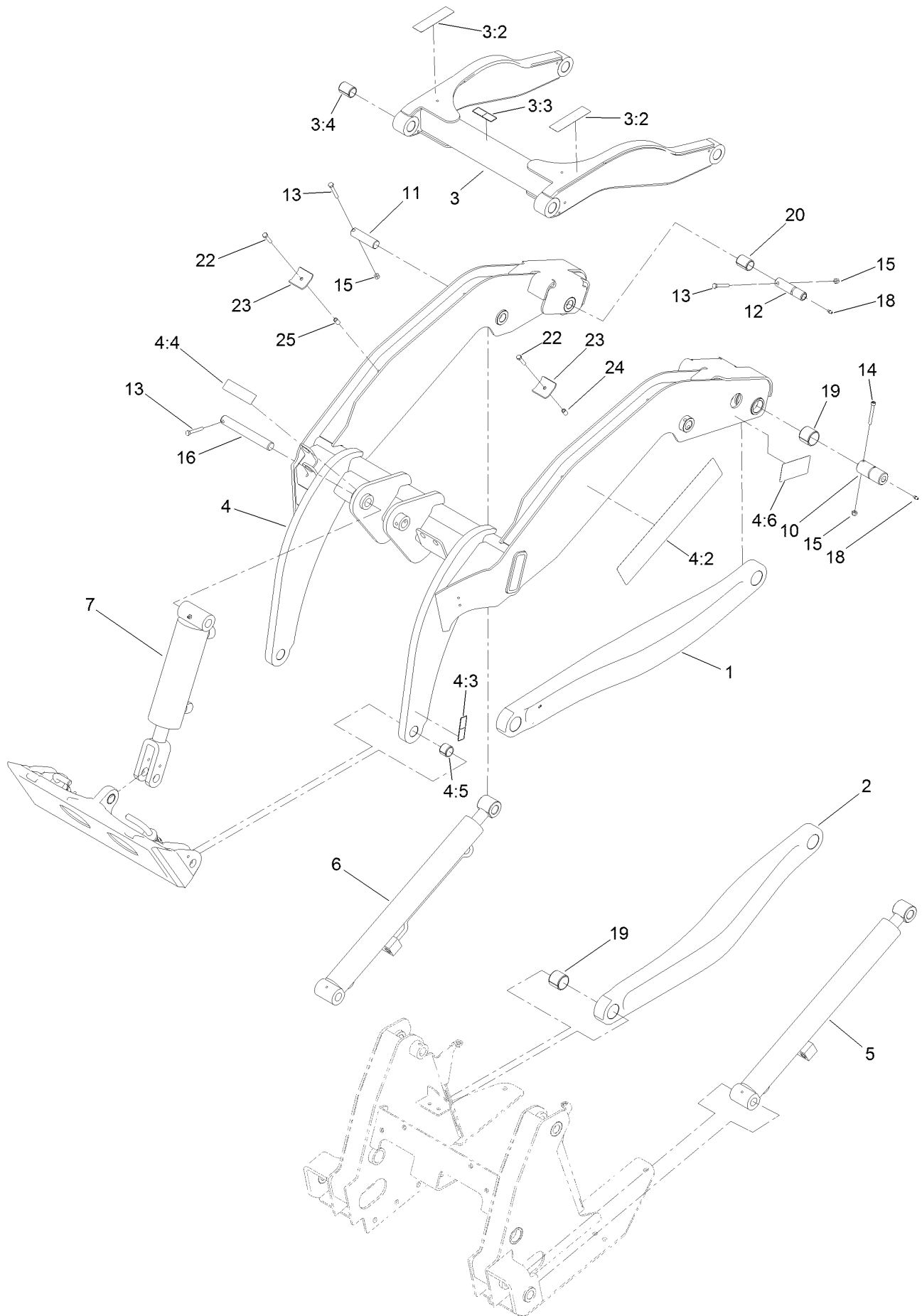
Parts not listed in
Parts List are not
serviced separately

Auxiliary Valve Assembly No. 130-7562 (continued)

<i>Ref.</i>	<i>Part Number</i>	<i>Qty.</i>	<i>Description</i>
1	132-6038	1	Lever Kit With Screws
2	114-8624	1	Valve-Spool
3	132-6039	1	Relief Valve

<i>Ref.</i>	<i>Part Number</i>	<i>Qty.</i>	<i>Description</i>
4	106-7719	2	Seal-Valve
5	132-6040	1	Spring Kit

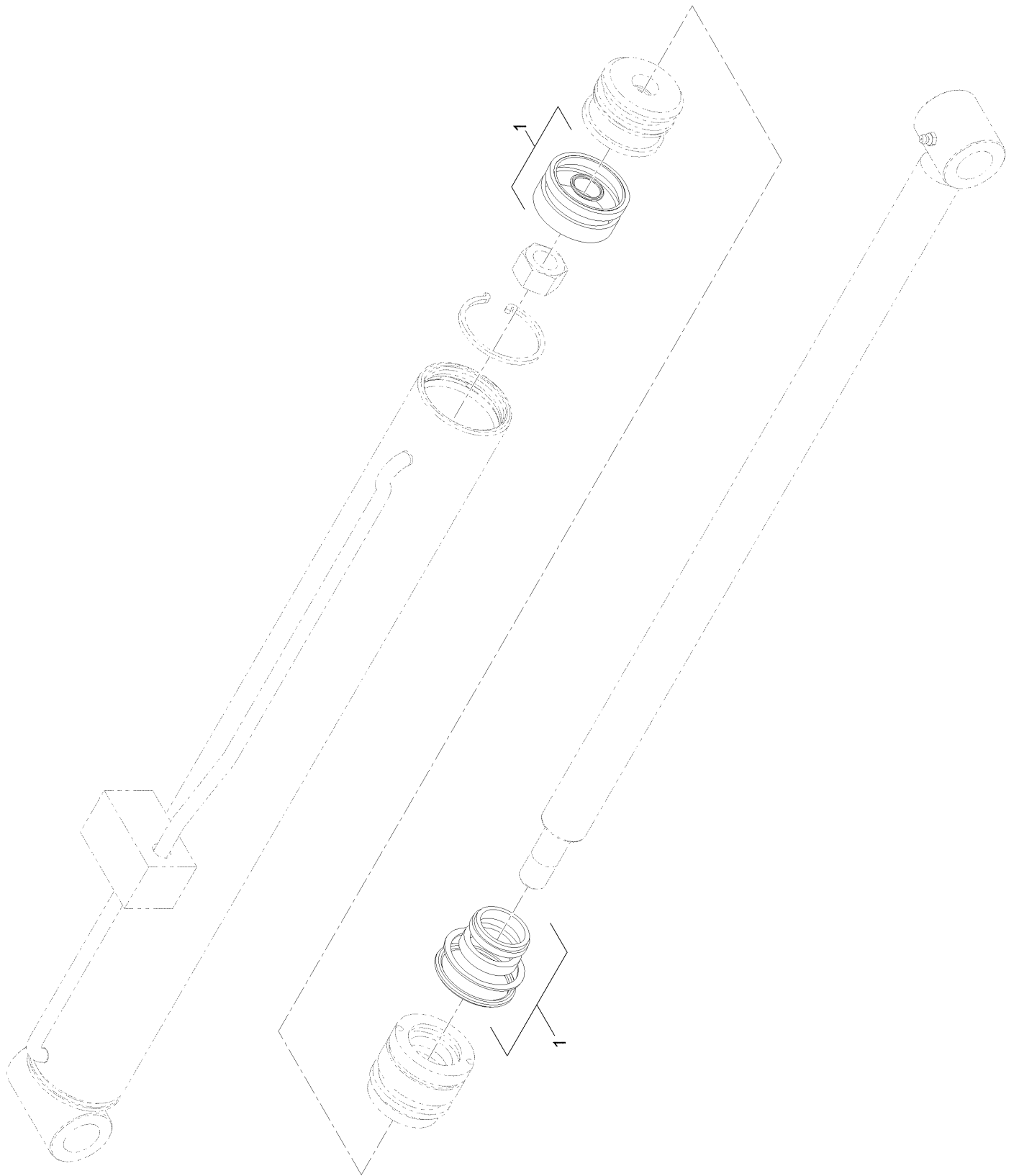
Loader Arm Assembly



Loader Arm Assembly (continued)

<i>Ref.</i>	<i>Part Number</i>	<i>Qty.</i>	<i>Description</i>	<i>Ref.</i>	<i>Part Number</i>	<i>Qty.</i>	<i>Description</i>
1	130-5151-03	1	Link-Lower, LH	10	125-3748	2	Pin-Arm
2	130-5153-03	1	Link-Lower, RH	11	130-5178	2	Pin-Pivot
3	130-5318	1	Link-Upper	12	125-3695	2	Pin-Link
3:2	130-2836	2	Decal-Warning, Crushing	13	322-11	5	Screw-HH
3:3	120-0625	1	Decal-Warning, Pinch Point	14	3274-40	2	Screw-HSH
3:4	130-5200	4	Bushing-Spring	15	3296-29	6	Nut-Lock, NI
4	130-5319	1	Loader Arm ASM	16	130-5210	1	Pin-Locking
4:2	130-7705	2	Decal-Tx1000	18	302-5	4	Fitting-Grease
4:3	120-0625	2	Decal-Warning, Pinch Point	19	130-5199	4	Bushing-Spring
4:4	115-4855	1	Decal-Caution	20	130-5200	4	Bushing-Spring
4:5	98-4871	2	Bushing-Tension	22	5-1470	4	Screw-HH
4:6	131-0711	2	Decal-Warning, Pinch Point	23	130-5221	4	Plate-Holddown, Hose
5	130-5176	1	Cylinder-Lift, LH	24	131-9150	2	Spacer-Hose
6	130-5175	1	Cylinder-Lift, RH	25	131-9151	2	Spacer-Hose
7	130-5195	1	Cylinder-HYD, Dump				

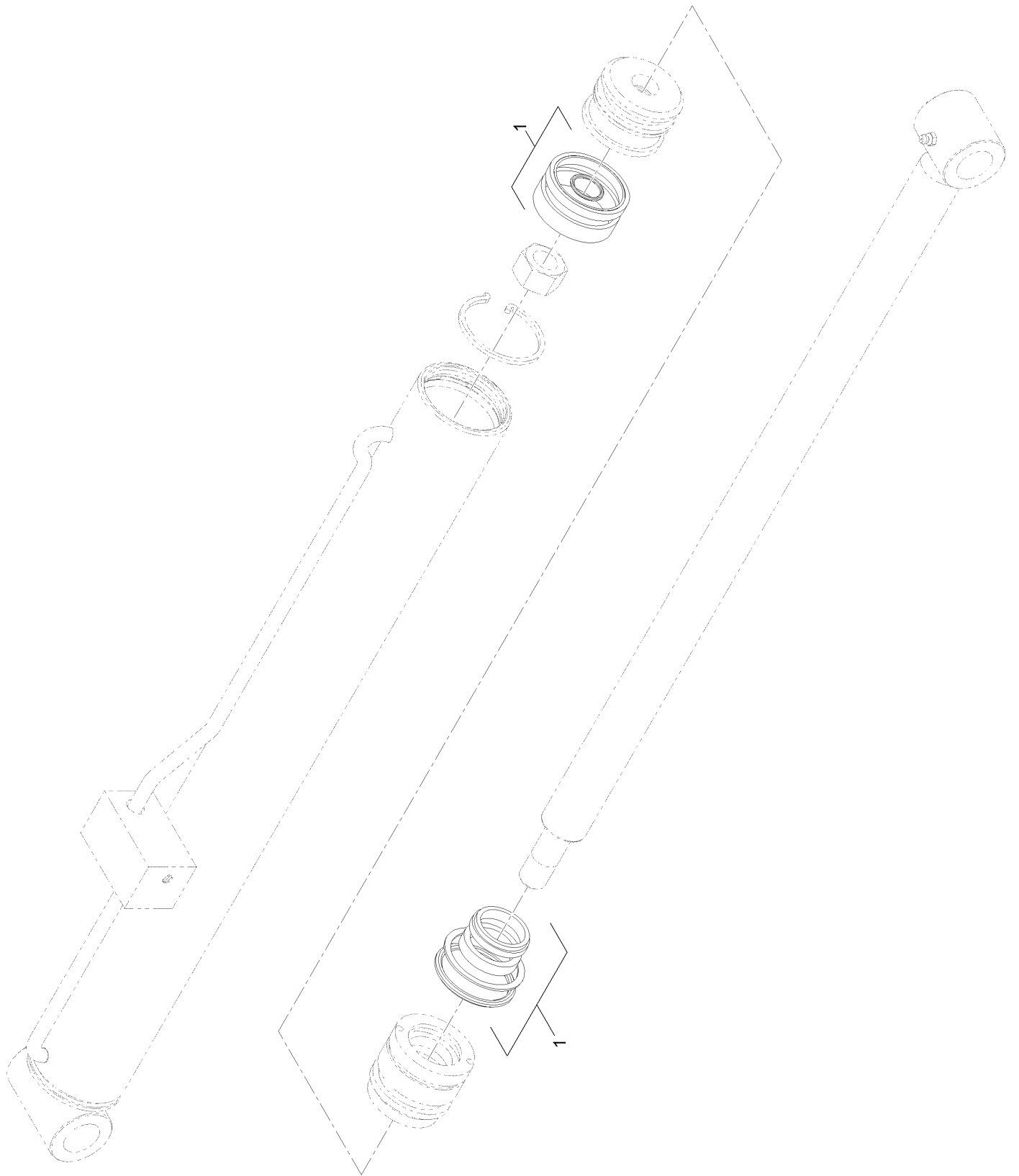
Hydraulic Cylinder Assembly No. 130-5176



Hydraulic Cylinder Assembly No. 130-5176 (continued)

<i>Ref.</i>	<i>Part Number</i>	<i>Qty.</i>	<i>Description</i>
1	132-6029	1	Seal Kit

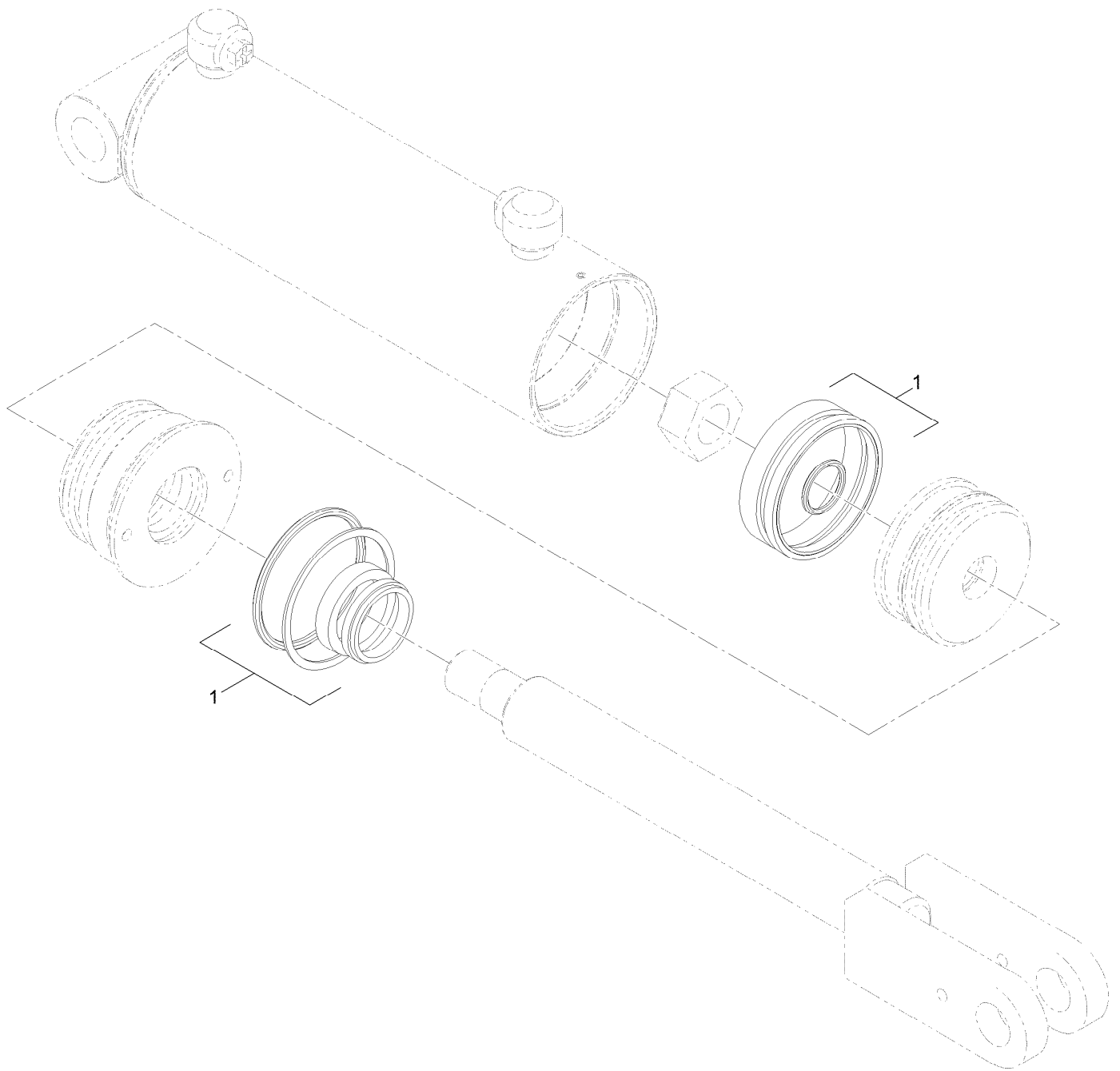
Hydraulic Cylinder Assembly No. 130-5175



Hydraulic Cylinder Assembly No. 130-5175 (continued)

<i>Ref.</i>	<i>Part Number</i>	<i>Qty.</i>	<i>Description</i>
1	132-6029	1	Seal Kit

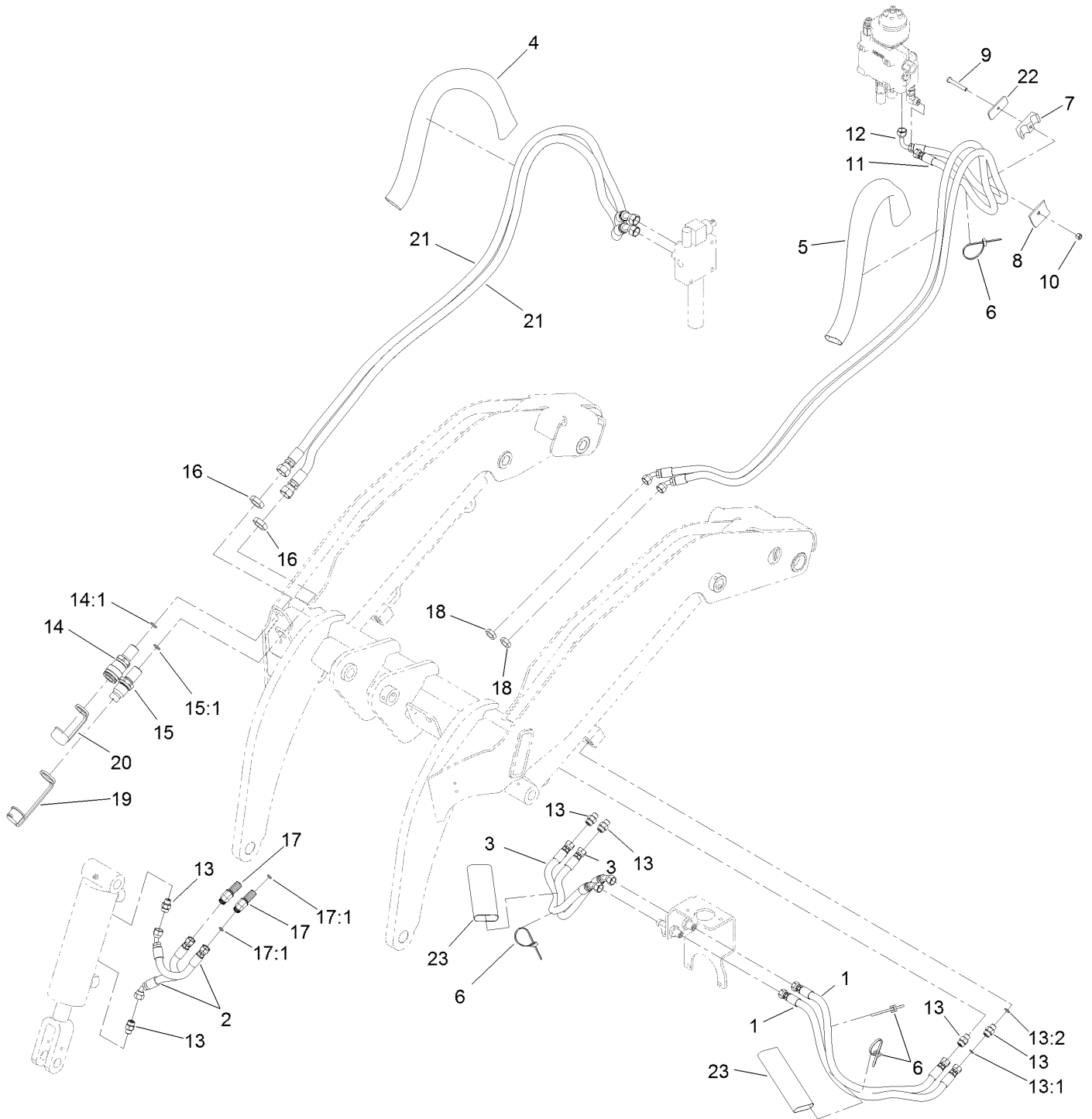
Hydraulic Cylinder Assembly No. 130-5195



Hydraulic Cylinder Assembly No. 130-5195 (continued)

<i>Ref.</i>	<i>Part Number</i>	<i>Qty.</i>	<i>Description</i>
1	132-6030	1	Seal Kit

Loader Hydraulic Assembly

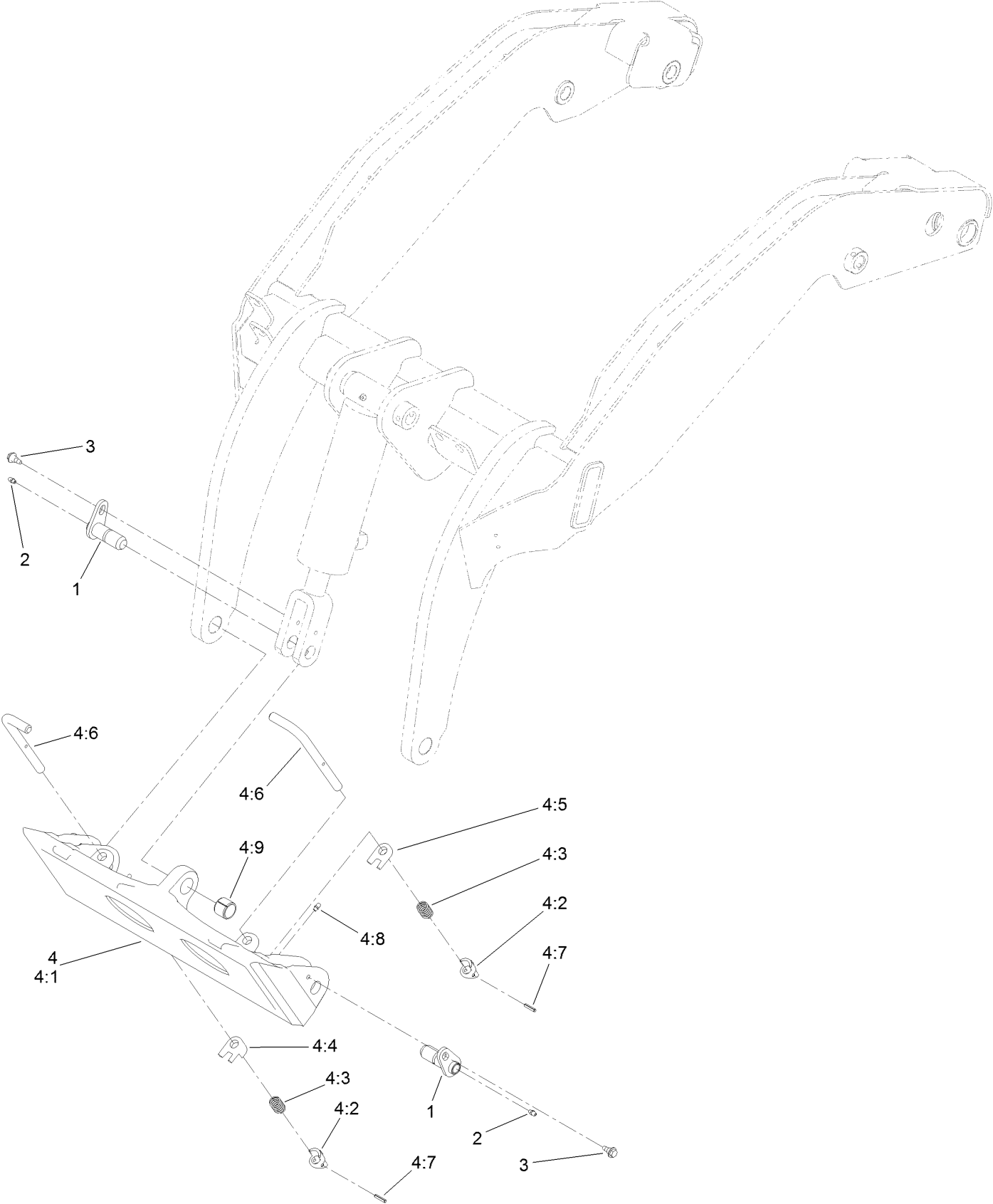


Loader Hydraulic Assembly (continued)

<i>Ref.</i>	<i>Part Number</i>	<i>Qty.</i>	<i>Description</i>	<i>Ref.</i>	<i>Part Number</i>	<i>Qty.</i>	<i>Description</i>
1	127-9639	2	Hose-HYD	14	105-8394	1	Bulkhead Coupler ASM
2	127-9637	2	Hose-HYD	14:1	237-65	1	O-Ring
3	127-9638	2	Hose-HYD	15	105-8395	1	Bulkhead Nipple ASM
4	130-7718	1	Sleeve-Protective	15:1	237-65	1	O-Ring
5	100-6128	1	Sleeve-Protective	15:2	100-6120	1	Seal Kit ●
6	3290-378	4	Tie-Cable	16	340-74	2	Nut-Lock, Bulkhead
7	94-8105	2	Clamp-Tube	17	340-69	2	Elbow-Bulkhead, 45 DEG
8	130-5221	2	Plate-Holddown, Hose	17:1	237-22	2	O-Ring
9	9114524	2	Bolt-TAP, HH	18	340-70	2	Nut-Lock
10	3296-29	2	Nut-Lock, NI	19	100-8815	1	Cap-Dust, Nipple
11	127-9633	1	Hose-HYD	20	100-8816	1	Cap-Dust, Coupler
12	130-7598	1	Hose-HYD	21	127-9630	2	Hose-HYD
13	340-2	6	Fitting-HYD, Straight	22	131-9152	2	Plate-Clamp, Hose
13:1	237-22	1	O-Ring	23	130-7749	2	Sleeve-Protective
13:2	237-42	1	O-Ring				

● Not illustrated

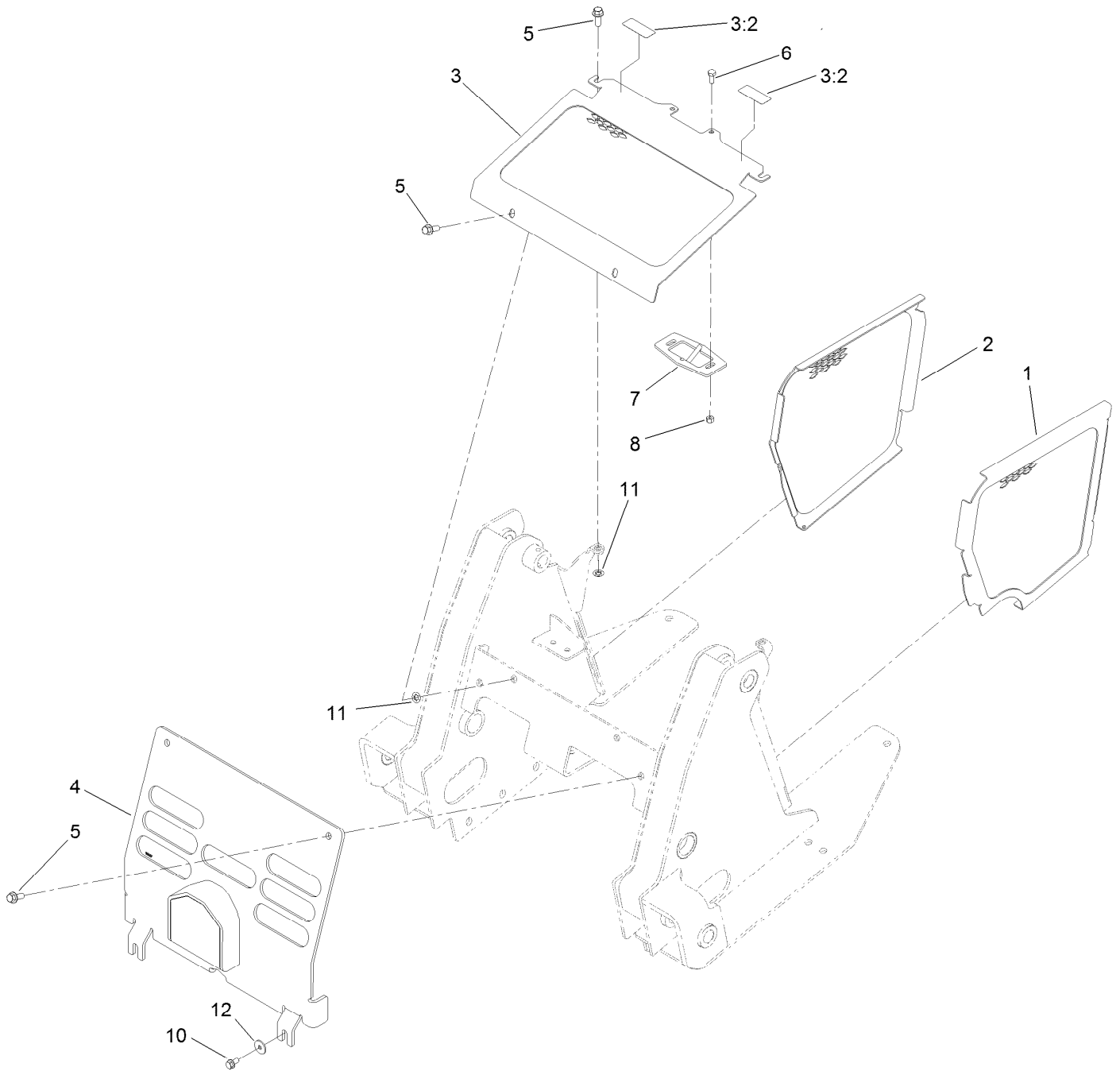
Quick Attach Assembly



Quick Attach Assembly (continued)

<i>Ref.</i>	<i>Part Number</i>	<i>Qty.</i>	<i>Description</i>	<i>Ref.</i>	<i>Part Number</i>	<i>Qty.</i>	<i>Description</i>
1	130-5222	3	Pin-Pivot	4:4	104-5909	1	Stop-RH
2	302-5	3	Fitting-Grease	4:5	104-5903	1	Stop-LH
3	99-5105	3	Bolt-Shoulder	4:6	132-8419	2	Pin-Locking
4	132-8418	1	Quick Attach ASM	4:7	3285-1	2	Pin-Grooved
4:1	130-7708-03	1	Mount-Qtach	4:8	302-5	2	Fitting-Grease
4:2	105-0246	2	Cam	4:9	98-4871	1	Bushing-Tension
4:3	98-4694	2	Spring-Compression				

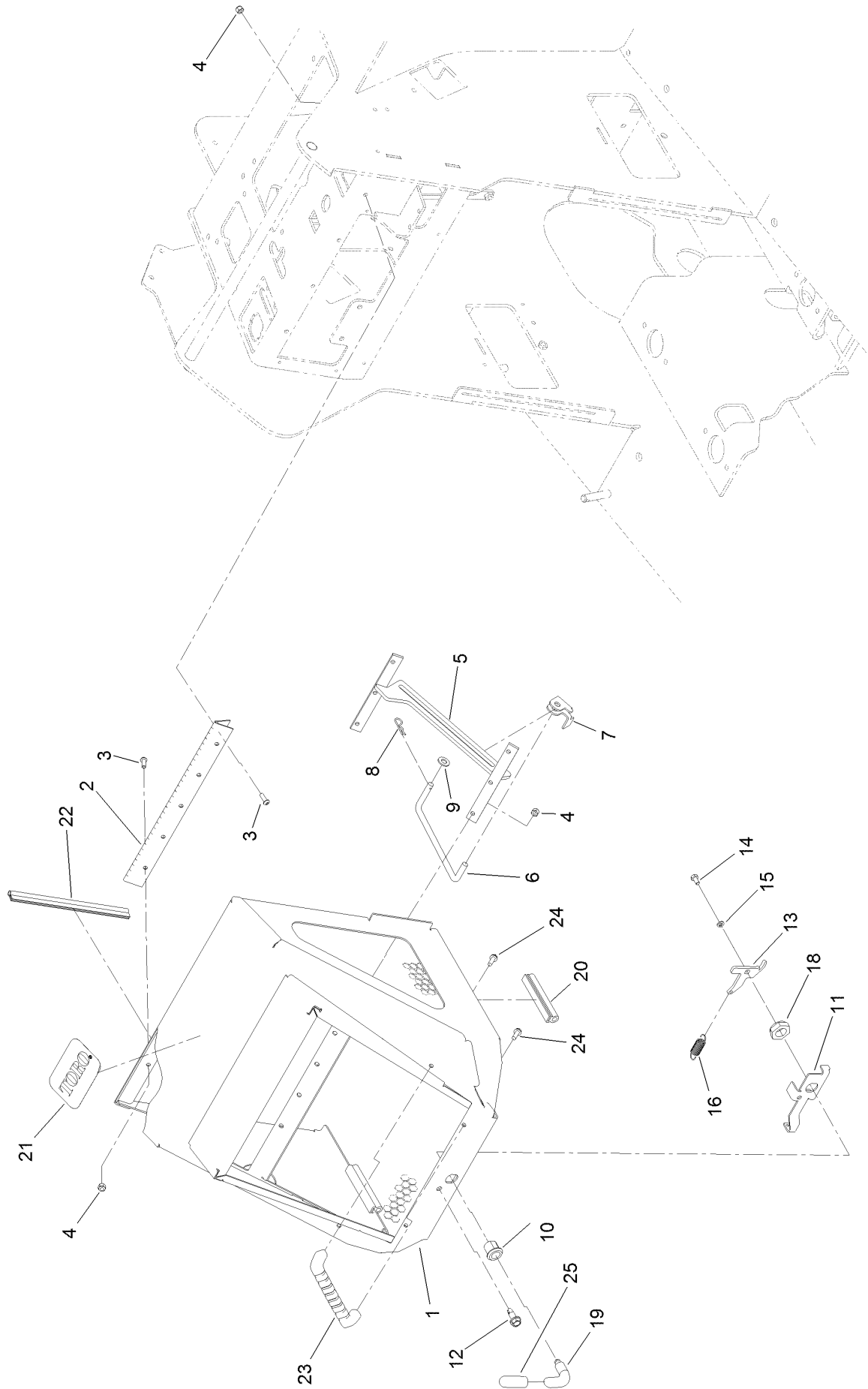
Front Cover and Side Panel Assembly



Front Cover and Side Panel Assembly (continued)

<i>Ref.</i>	<i>Part Number</i>	<i>Qty.</i>	<i>Description</i>	<i>Ref.</i>	<i>Part Number</i>	<i>Qty.</i>	<i>Description</i>
1	132-1734-03	1	Panel-Side, LH	6	322-3	2	Screw-HH
2	132-1733-03	1	Panel-Side, RH	7	130-5239-03	1	Hood Latch/Rod ASM
3	130-5324	1	Cover-Top	8	3296-29	2	Nut-Lock, NI
3:2	115-2047	2	Decal-Surface, Hot	10	3234-14	2	Screw-HHF
4	131-9211-03	1	Cover-Front	11	107-3154	4	Nut-Push
5	3234-42	6	Screw-HHF	12	115-7109	2	Washer-Flat

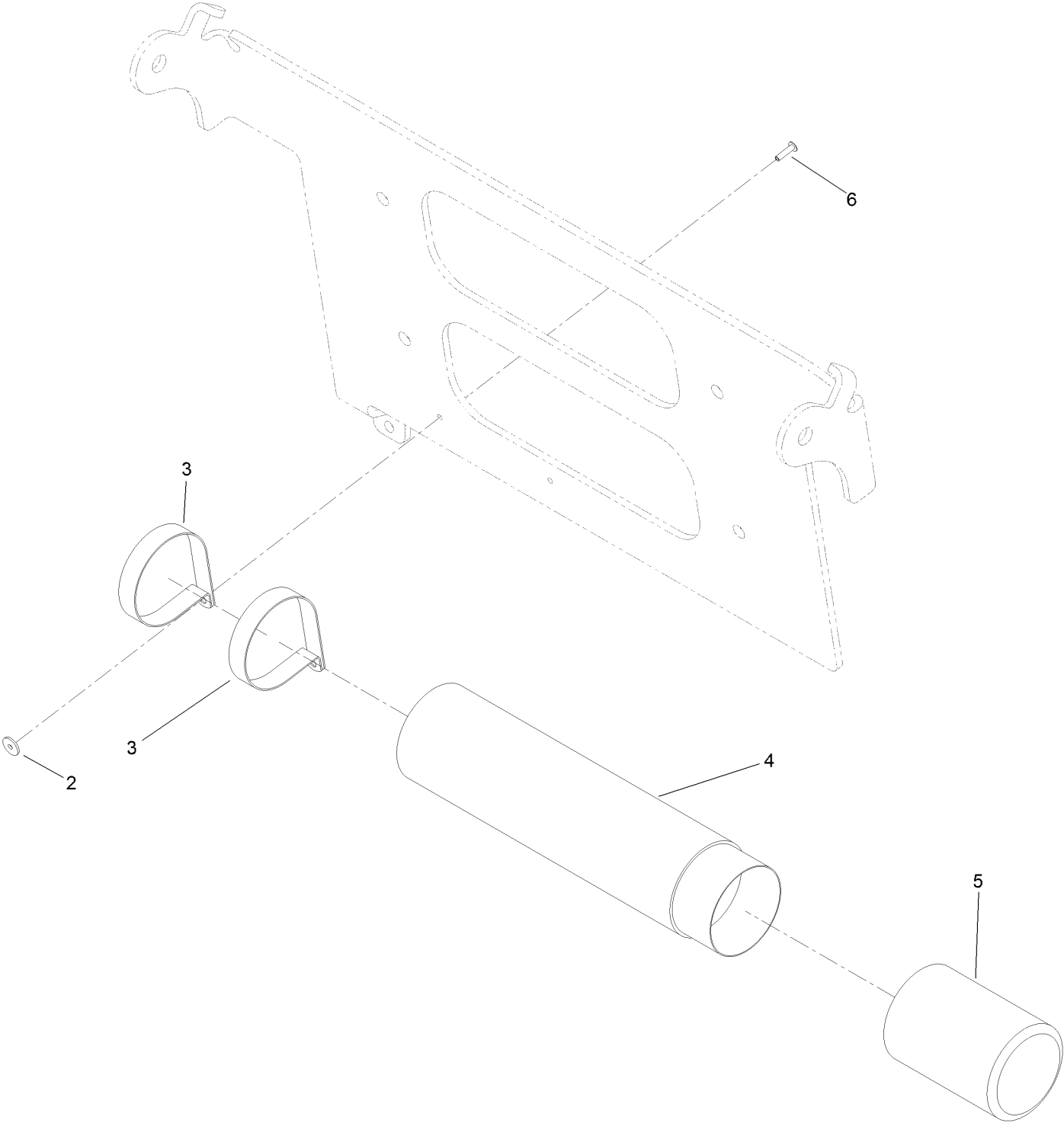
Hood Assembly



Hood Assembly (continued)

<i>Ref.</i>	<i>Part Number</i>	<i>Qty.</i>	<i>Description</i>	<i>Ref.</i>	<i>Part Number</i>	<i>Qty.</i>	<i>Description</i>
1	130-5298-03	1	Engine Hood ASM	13	130-5233	1	Cam-Hooked
2	100-1284	1	Hinge-Hood	14	321-2	1	Screw-HH
3	3274-69	12	Screw-HSBH	15	3253-3	1	Washer-Lock
4	3296-42	12	Nut-Lock, NI	16	104-0869	1	Spring
5	130-5228-03	1	Bracket-Prop, Hood	18	3296-60	1	Nut-Lock, NI
6	108-6357	1	Rod-Support, Hood	19	108-5639	1	Handle-Latch
7	115-0714	1	Bracket-Latch, Locking	20	130-5248	2	Pad-Hood
8	3290-250	1	Pin-Cotter	21	117-0871	1	Decal
9	3256-24	1	Washer-Flat	22	130-5345	1	Trim-Seal, Bulb
10	106-9335	1	Housing-Latch	23	65-5100	2	Handle-Door
11	130-5232-03	1	Bracket-Latch	24	46-8091	4	Screw-HWH
12	105-6245	1	Screw-Tapping	25	133-0206	1	Grip-Lever, Hood

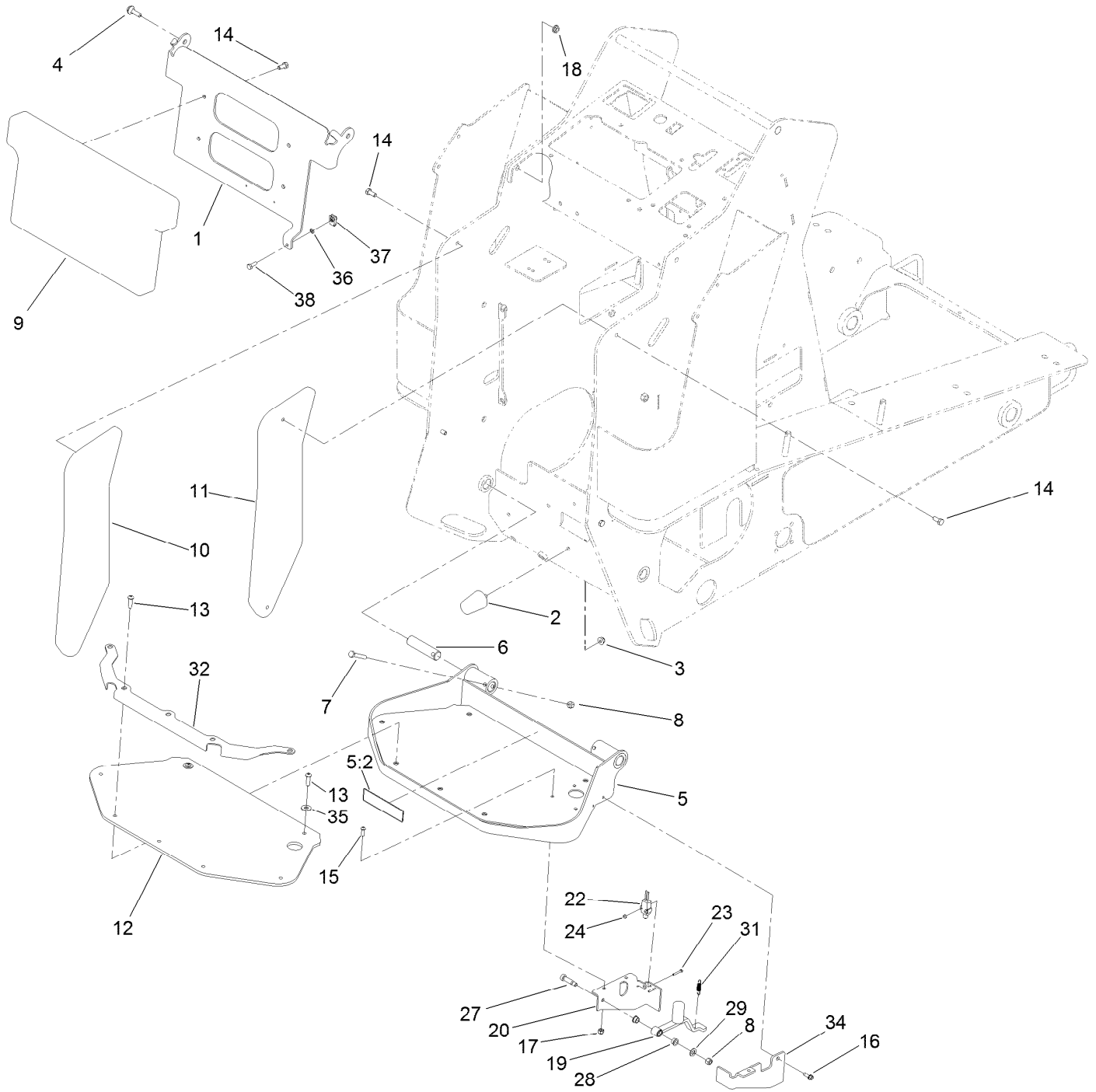
Manual Tube Assembly



Manual Tube Assembly (continued)

<i>Ref.</i>	<i>Part Number</i>	<i>Qty.</i>	<i>Description</i>	<i>Ref.</i>	<i>Part Number</i>	<i>Qty.</i>	<i>Description</i>
2	3269-10	2	Washer-Back	5	104-7048	1	Cap-Housing
3	2412-120	2	Clamp-R	6	3269-17	2	Rivet-Pop
4	104-7050	1	Tube-Manual				

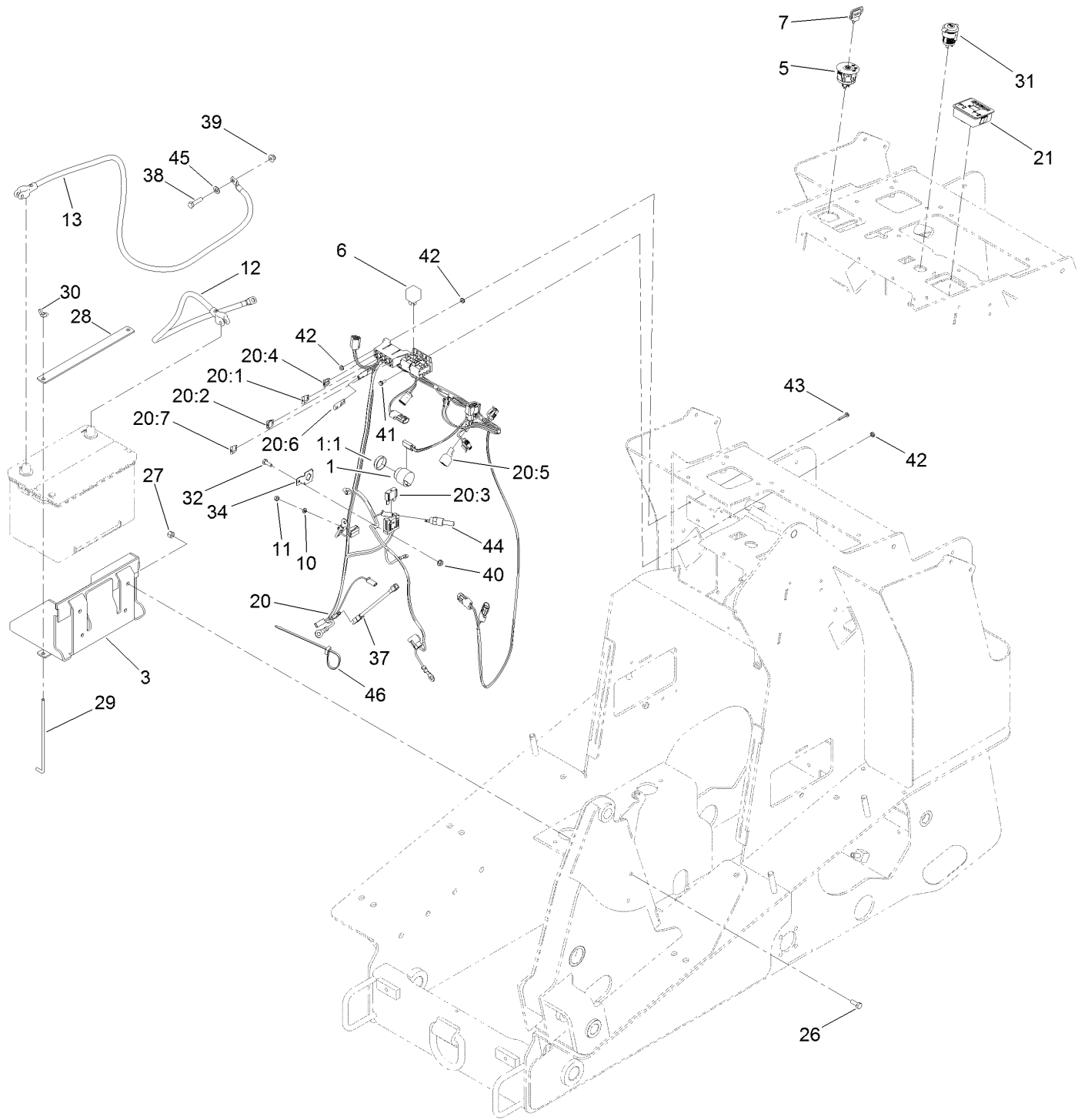
Platform and Cushion Assembly



Platform and Cushion Assembly (continued)

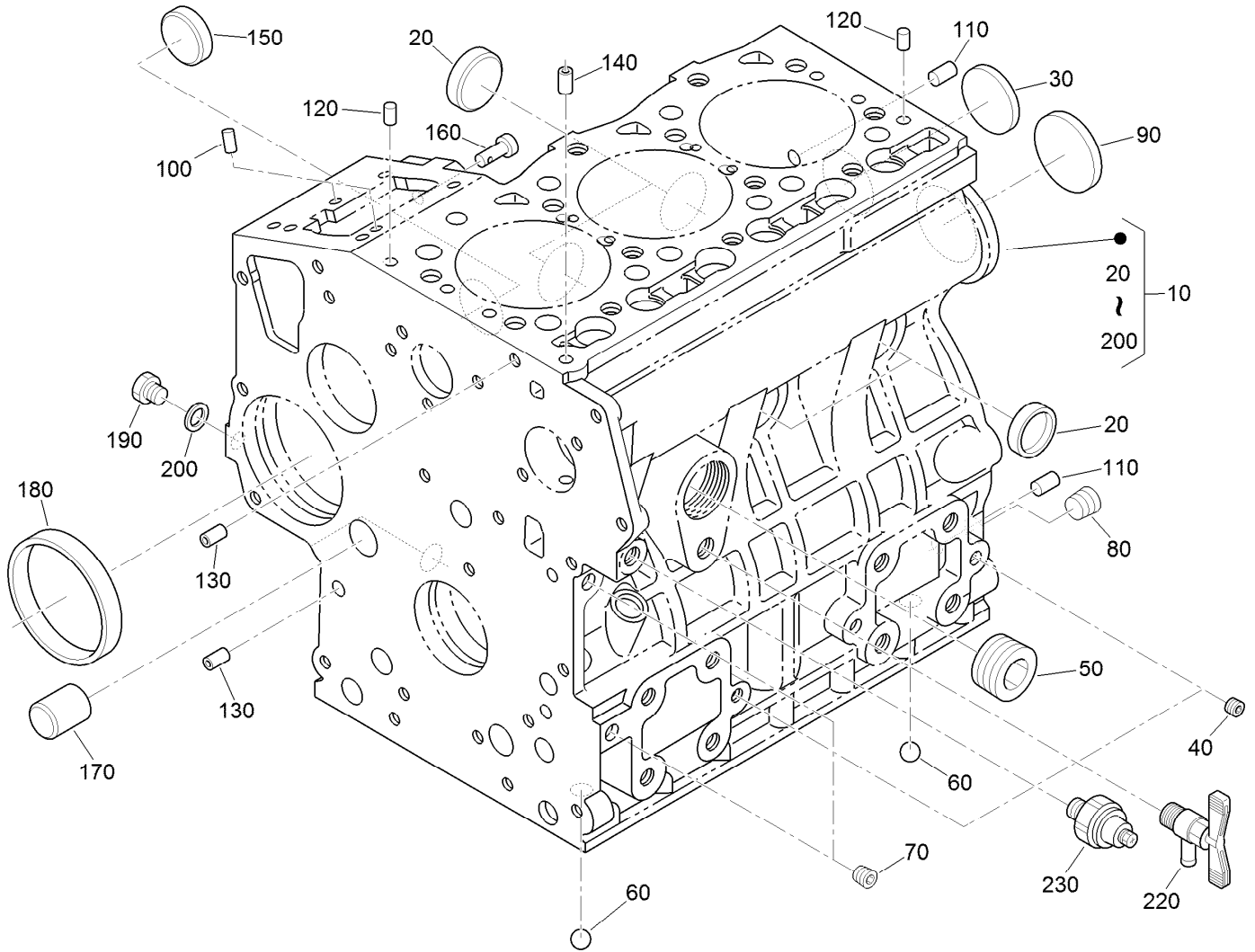
<i>Ref.</i>	<i>Part Number</i>	<i>Qty.</i>	<i>Description</i>	<i>Ref.</i>	<i>Part Number</i>	<i>Qty.</i>	<i>Description</i>
1	132-6026-03	1	Hinge-Pad	17	3296-42	3	Nut-Lock, NI
2	110-5070	3	Bumper	18	32128-20	2	Nut-HF
3	104-8300	3	Nut-Flange, NI	19	130-5293	1	Lever-Switch, Aux
4	108-3744	2	Screw-Shoulder	20	130-5310-03	1	Bracket-Switch, LH
5	130-5322	1	Platform	22	95-8900	1	Switch
5:2	131-0709	1	Decal-Parking Brake	23	32105-9	2	Screw
6	125-3749	2	Pin-Pivot	24	3296-9	2	Nut-Lock
7	322-10	2	Screw-HH	27	114-8629	1	Bolt-Shoulder
8	3296-29	3	Nut-Lock, NI	28	1-603735	2	Bushing-Flanged
9	130-1042	1	Cushion-Pad	29	3256-45	1	Washer-Flat
10	130-1043	1	Cushion-Pad	31	59-3660	1	Spring
11	130-1044	1	Cushion-Pad	32	130-5313-03	1	Plate-Clamp
12	130-1054	1	Pad-Foot	34	130-5311-03	1	Bracket-Switch, RH
13	109-4872	7	Screw-HSH	35	3256-3	2	Washer-Flat
14	322-3	8	Screw-HH	36	1-803037	1	Nut-Retaining
15	3274-69	3	Screw-HSBH	37	107069	1	Clip
16	32104-95	1	Screw-HWH	38	321-4	1	Screw-HH

Electrical Assembly



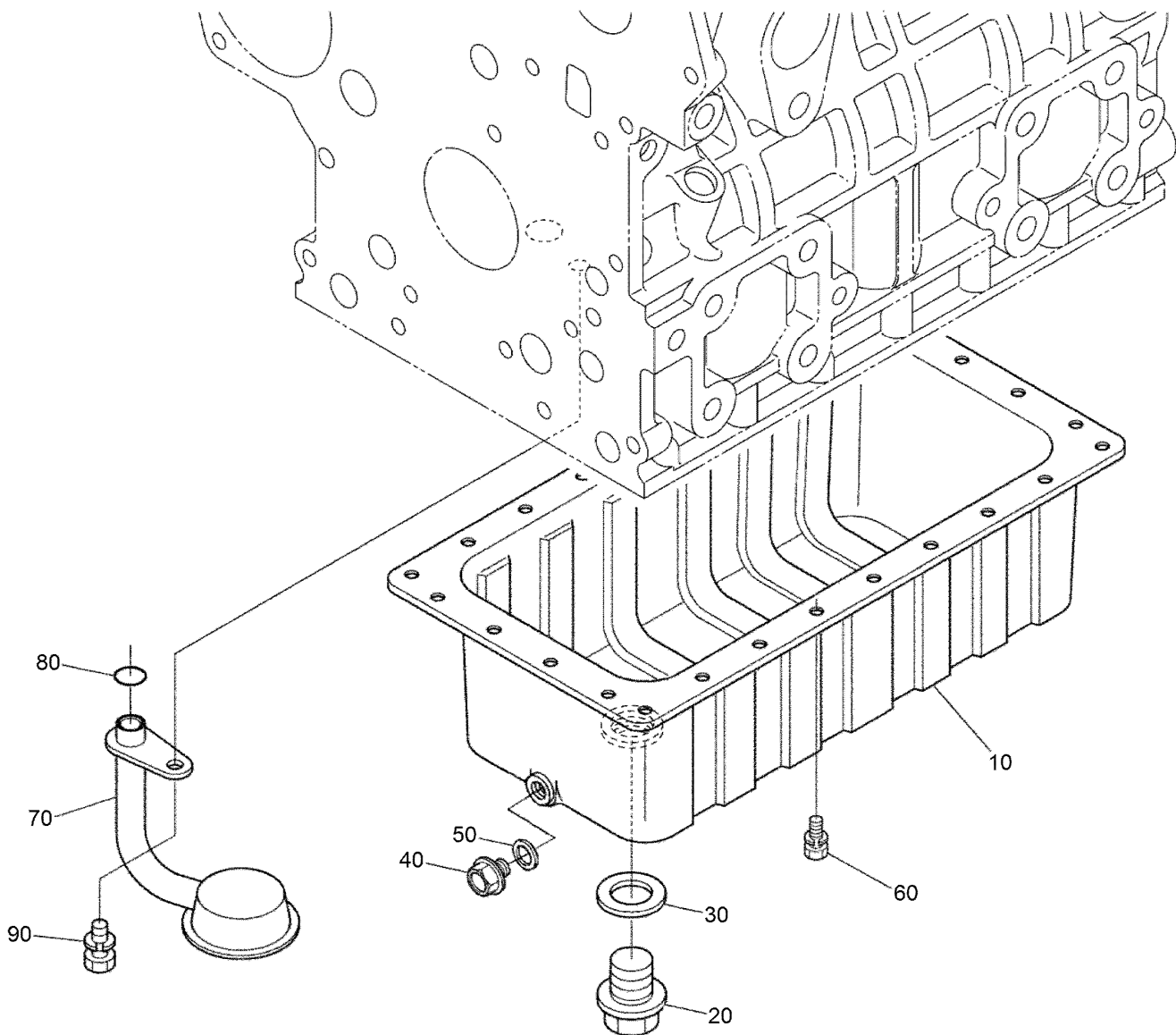
Electrical Assembly (continued)

<i>Ref.</i>	<i>Part Number</i>	<i>Qty.</i>	<i>Description</i>	<i>Ref.</i>	<i>Part Number</i>	<i>Qty.</i>	<i>Description</i>
1	80-9330	1	Audio Alarm ASM	26	322-4	4	Screw-HH
1:1	104-5107	1	Nut-Plastic, Knurled	27	3296-29	4	Nut-Lock, NI
3	130-5236-03	1	Tray-Battery	28	131-9177-03	1	Strap-Hold Down, Battery
5	110-6764	1	Switch-Ignition	29	130-5220	2	Rod-Hold Down, Battery
6	1-643275	2	Relay	30	1-803038	2	Wingnut
7	63-8360	2	Key-Ignition	31	109-9376	1	Receptacle-12V
10	43-5930	1	Washer-Lock, Spring	32	321-4	1	Screw-HH
11	43-2830	1	Nut-Hex	34	114-5502	1	Clip-Fuse
12	105-0114	1	Cable-Battery, Positive	37	112-2463	1	Harness-Link, Fusible
13	104-0761	1	Cable-Negative	38	322-6	1	Screw-HH
20	127-9605	1	Harness-Wire	39	104-8300	1	Nut-Flange, NI
20:1	218-578	1	Fuse-Blade, 10 Amp	40	32128-33	1	Nut-HF
20:2	109355	1	Fuse-Blade, 15 Amp	41	3290-321	2	Screw-HWH
20:3	94-8002	1	Fuse-Blade, 50 Amp	42	32149-7	6	Nut-Keps
20:4	114241	1	Fuse-Blade, 7.5 Amp	43	117-1701	2	Screw-HWHTF
20:5	103-3895	1	Diode	44	98-3825	1	Switch-Temp
20:6	116-0053	1	Cap-Plug	45	3256-23	1	Washer-Flat
20:7	109101	1	Fuse-Blade, 20 Amp	46	3290-378	1	Tie-Cable
21	130-7635	1	Module-Hour Meter				



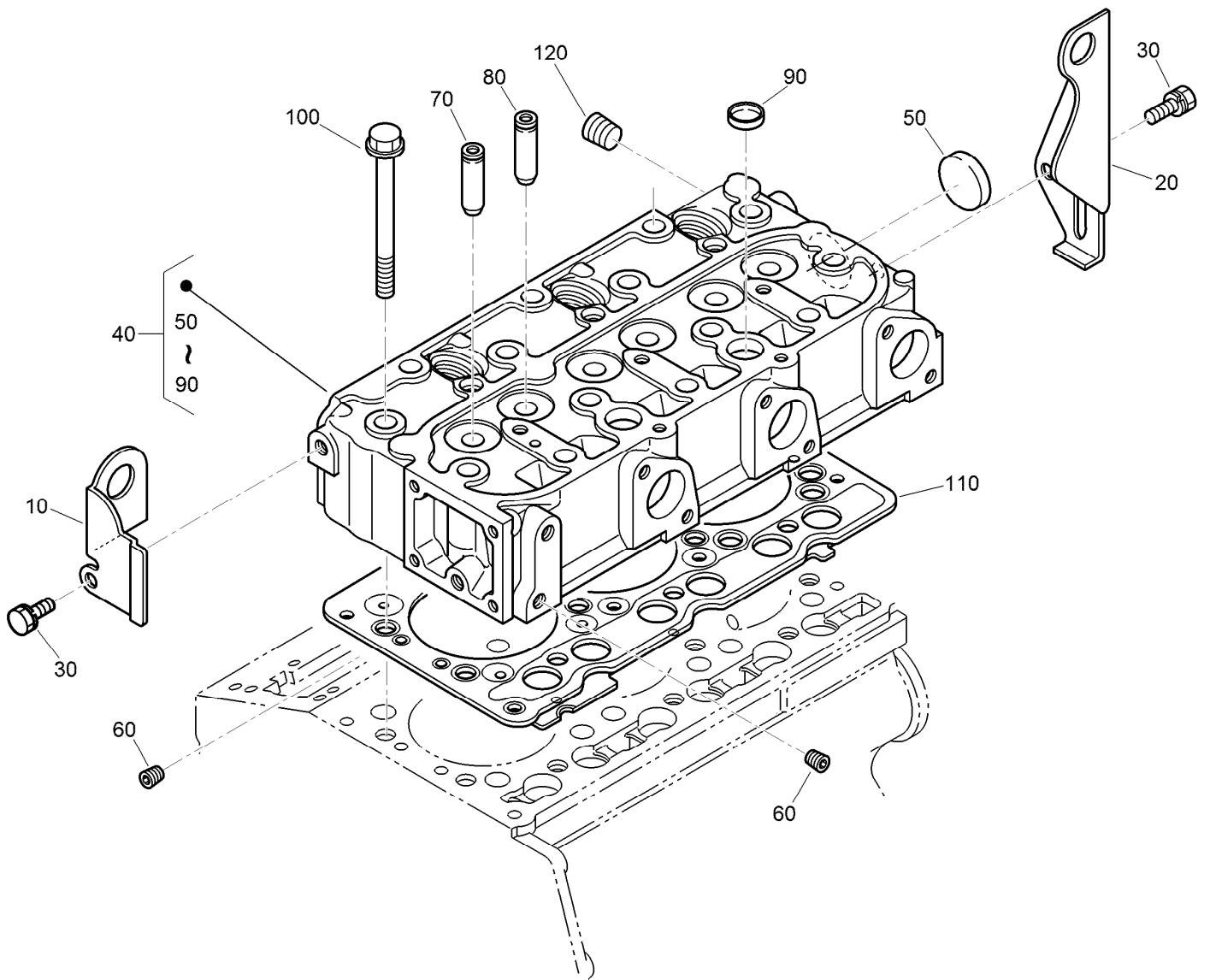
Crankcase Assembly

<i>Ref.</i>	<i>Part Number</i>	<i>Qty.</i>	<i>Description</i>	<i>Ref.</i>	<i>Part Number</i>	<i>Qty.</i>	<i>Description</i>
10	117-8800	1	Crankcase ASM	120	98-9376	2	Pin-Straight
20	98-9398	4	Cap-Sealing	130	98-9387	2	Pin-Pipe
30	98-7539	1	Cap-Sealing	140	98-9539	1	Pin-Pipe
40	98-7540	6	Plug	150	98-9599	1	Plug
50	105-3779	1	Plug	160	98-9630	1	Pin-Spring, Start
60	98-9380	2	Ball	170	98-9675	1	Plug
70	98-7487	2	Plug	180	98-9656	1	Bushing-Governor, Gear
80	98-7488	1	Plug	190	120-2559	1	Plug
90	98-9668	1	Plug-Expansion	200	98-7428	1	Gasket
100	98-9375	2	Pin-Straight	220	131-9563	1	Cock ASM
110	98-9377	2	Pin-Straight	230	98-9416	1	Switch-Oil



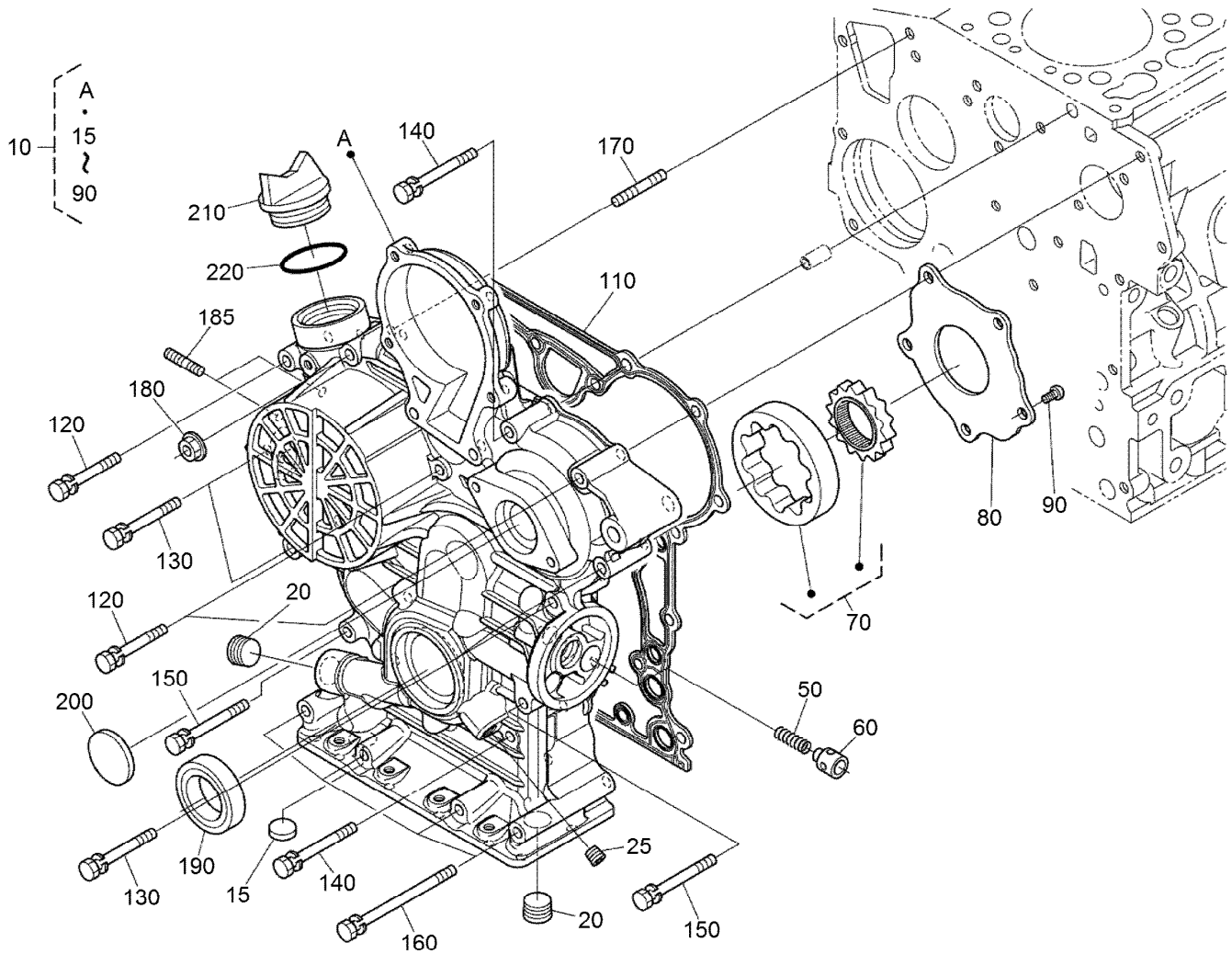
Oil Pan Assembly

<i>Ref.</i>	<i>Part Number</i>	<i>Qty.</i>	<i>Description</i>
10	132-4940	1	Oil Pan ASM
20	98-9686	1	Plug-Drain
30	110-9715	1	Gasket-Pan, Oil
40	114-8151	1	Plug-Drain
50	98-7524	1	Gasket
60	98-9351	26	Bolt
70	132-4939	1	Screen-Filter, Oil
80	105-3776	1	O-Ring
90	98-7526	1	Bolt



Cylinder Head Assembly

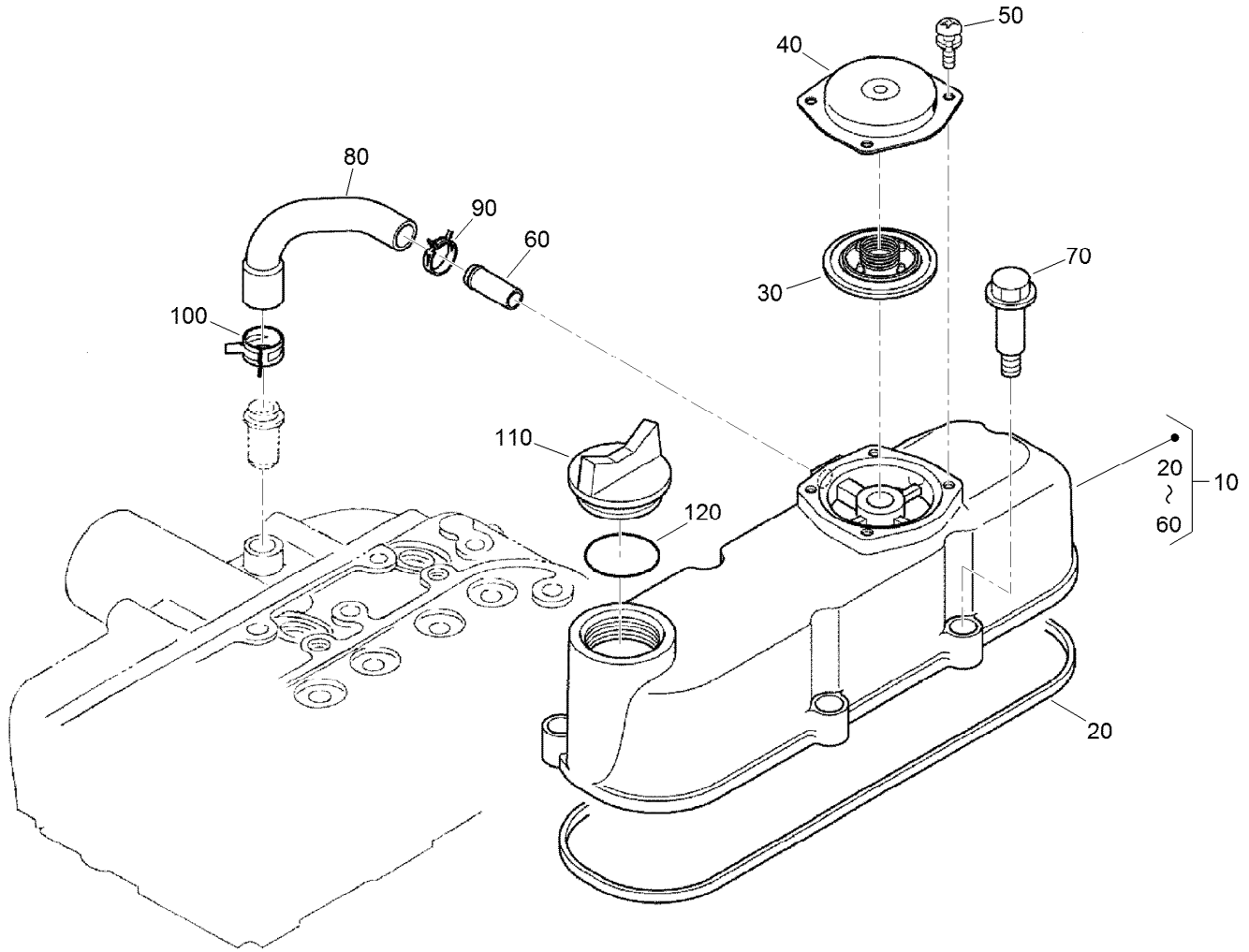
Ref.	Part Number	Qty.	Description
10	130-1231	1	Hook-Engine
20	98-9478	1	Hook-Engine
30	AU126123A1	2	Bolt
40	117-8802	1	Cylinder Head ASM
50	105-3705	1	Cap-Sealing
60	98-7540	2	Plug
70	107-9066	3	Guide-Valve, Inlet
80	107-9067	3	Guide-Valve, Exhaust
90	98-9389	2	Cap-Sealing
100	98-9479	14	Bolt-Head, Cylinder
110	108-6573	1	Gasket-Head, Cylinder
120	98-9444	1	Plug



Gear Case Assembly

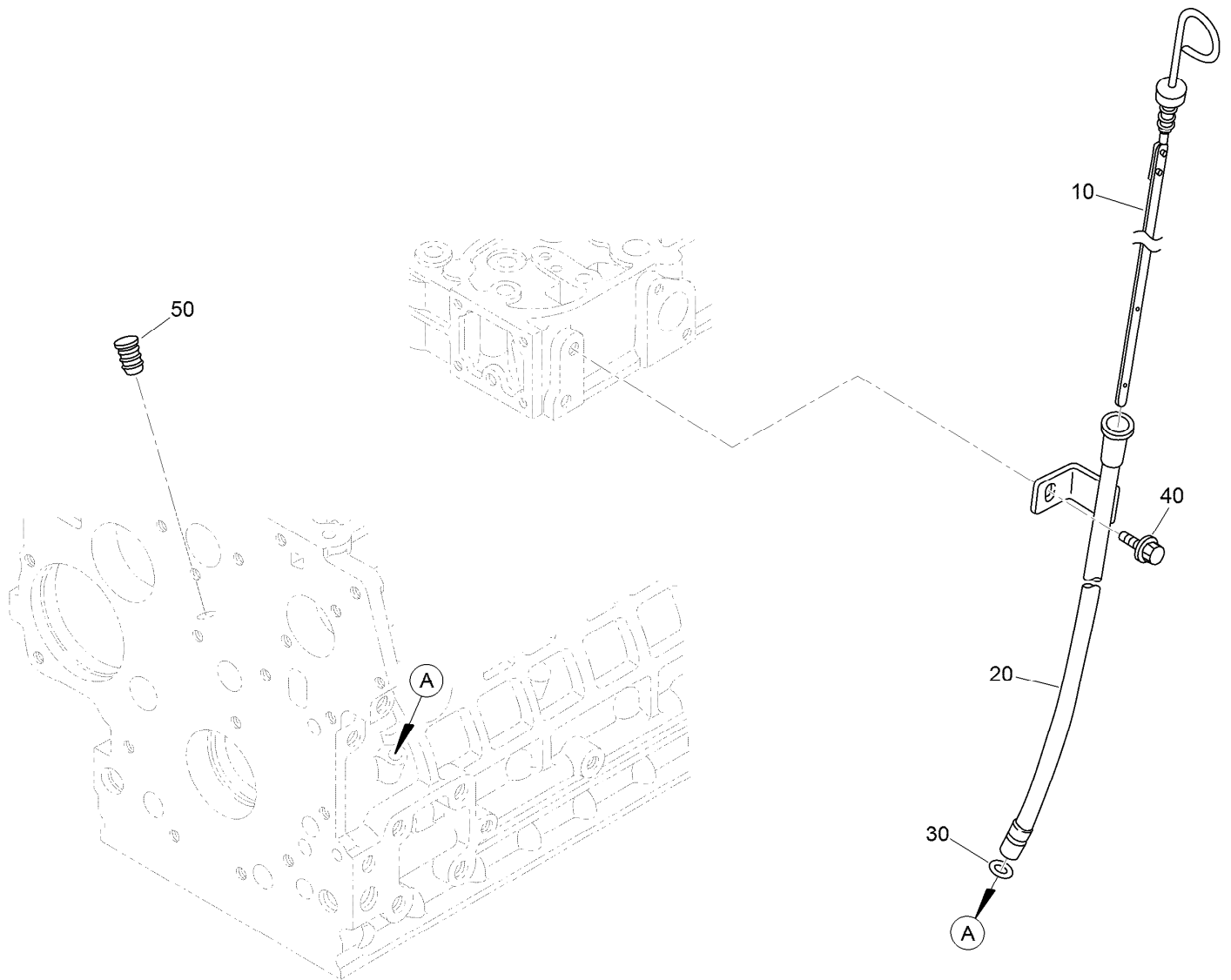
<i>Ref.</i>	<i>Part Number</i>	<i>Qty.</i>	<i>Description</i>
10	117-8803	1	Gear Case ASM
15	117-8804	1	Cap-Sealing
20	127-0425	2	Plug
25	98-7487	1	Plug
50	130-1511	1	Spring
60	130-1510	1	Valve-Relief
70	130-1508	1	Rotor ASM
80	130-1509	1	Cover-Pump, Oil
90	130-1164	5	Screw-Binding
110	117-8835	1	Gasket-Case, Gear
120	107-9073	3	Bolt

<i>Ref.</i>	<i>Part Number</i>	<i>Qty.</i>	<i>Description</i>
130	125-9063	4	Bolt-Sems
140	98-9356	2	Bolt
150	100-1766	2	Bolt
160	107-9090	4	Bolt
170	105-3709	1	Stud
180	100-2203	1	Nut-Flange
185	105-3710	2	Stud
190	119-8038	1	Seal-Oil
200	98-9641	1	Cover-Case, Gear
210	107-9075	1	Plug-Filler, Oil
220	99-3446	1	O-Ring



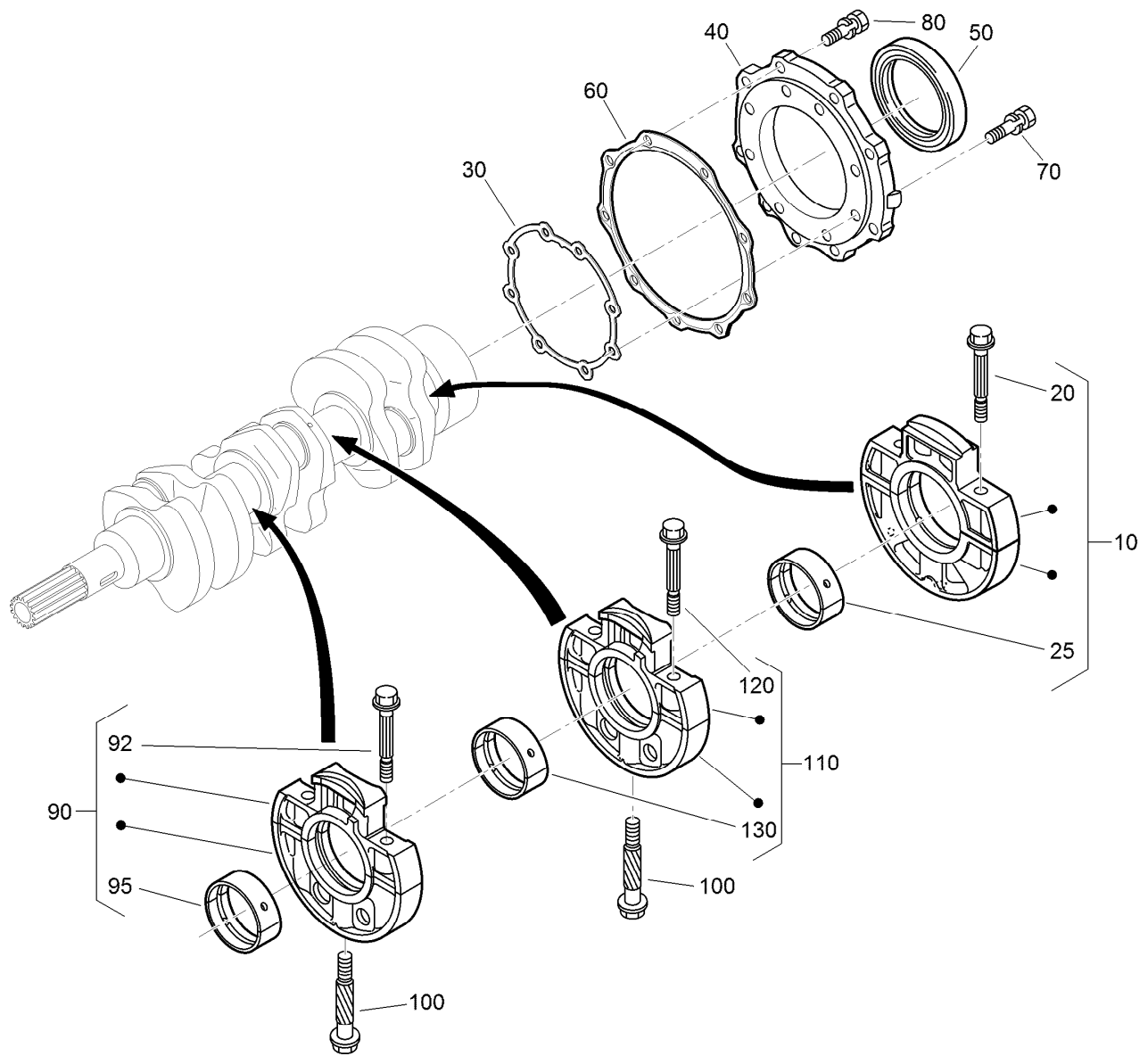
Cylinder Head Cover Assembly

Ref.	Part Number	Qty.	Description
10	117-8805	1	Cylinder Head Cover ASM
20	117-8806	1	Gasket-Cover, Head
30	110-3715	1	Valve-Breather
40	110-3714	1	Cover-Breather
50	98-9364	4	Screw (With Washer)
60	98-7766	1	Pipe-Return, Water
70	108-7063	5	Bolt
80	108-2858	1	Tube-Breather
90	108-2859	1	Clamp-Hose
100	108-2860	1	Clamp-Hose
110	107-9075	1	Plug-Filler, Oil
120	99-3446	1	O-Ring



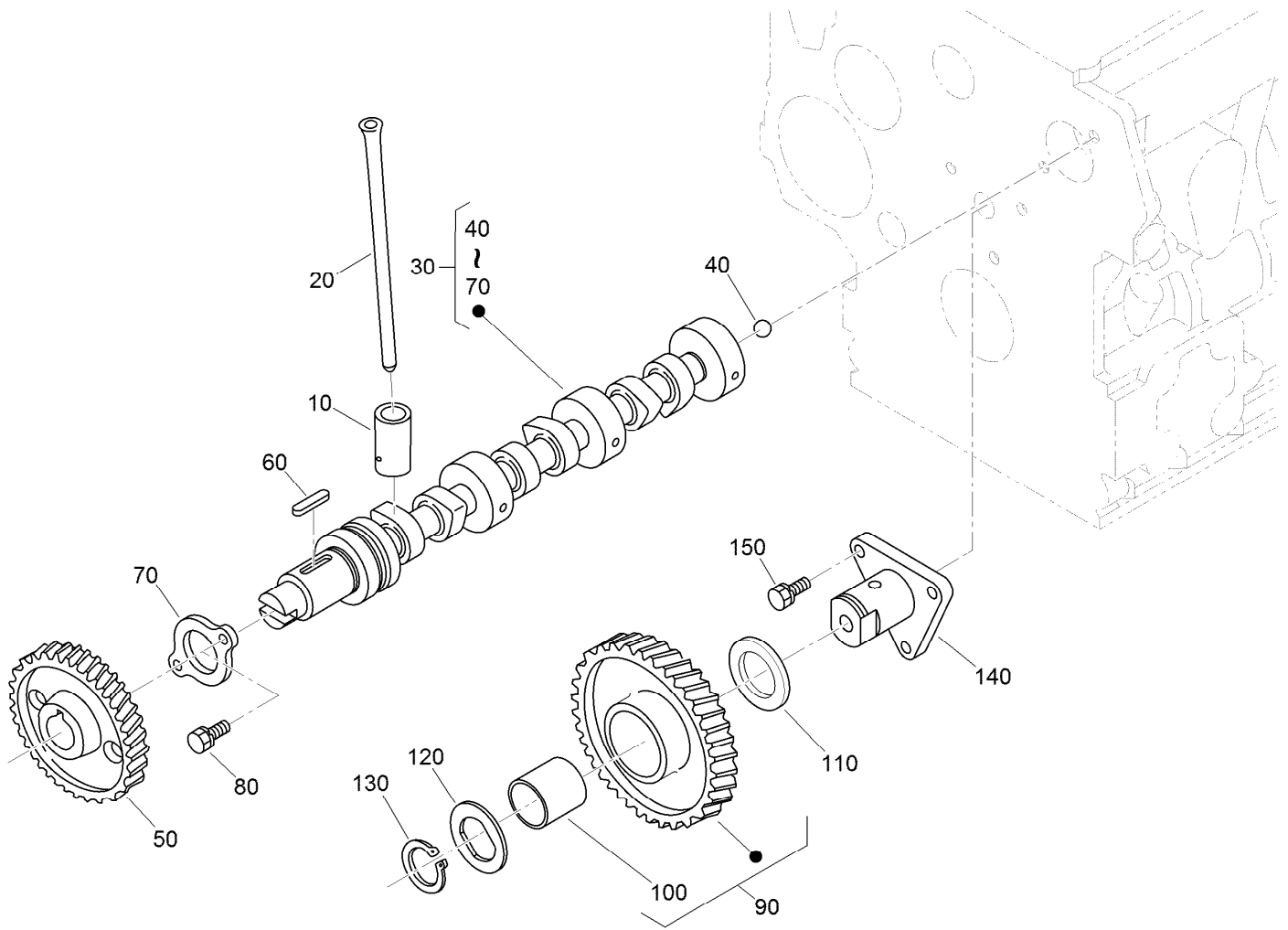
Dipstick and Guide Assembly

<i>Ref.</i>	<i>Part Number</i>	<i>Qty.</i>	<i>Description</i>
10	132-4941	1	Gauge-Oil
20	132-4942	1	Guide-Gauge, Oil
30	98-9722	1	O-Ring
40	AU126123A1	1	Bolt
50	110-3720	1	Plug-Gauge, Oil



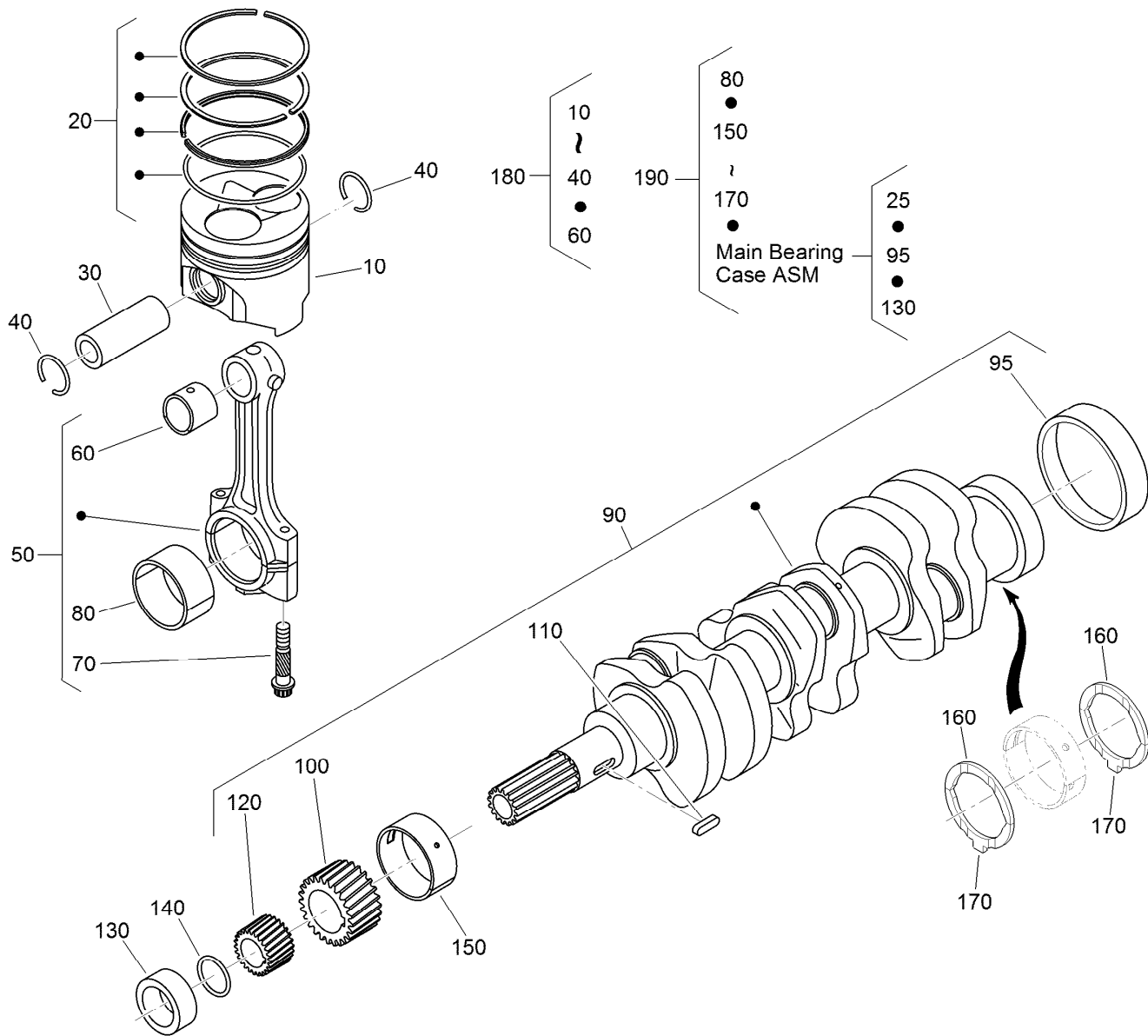
Main Bearing Case Assembly

Ref.	Part Number	Qty.	Description	Ref.	Part Number	Qty.	Description
10	112-7026	1	Wheel Bearing Case ASM	90	117-8809	1	Main Bearing Case ASM
20	98-9484	2	Bolt-Case, Bearing	92	98-9484	2	Bolt-Case, Bearing
25	112-7045	1	Metal-Crankshaft	95	117-8810	1	Metal-Crankshaft
25	112-7039	1	Metal-Crankshaft (0.2Mm)	95	117-8811	1	Metal-Crankshaft
25	112-7040	1	Metal-Crankshaft (-0.4Mm)	95	117-8812	1	Metal-Crankshaft
30	131-6554	1	Gasket-Case, Bearing	100	98-9485	2	Bolt-Case, Bearing
40	112-7046	1	Cover-Case, Bearing	110	117-8813	1	Main Bearing Case ASM
50	112-0180	1	Seal-Oil	120	98-9484	2	Bolt-Case, Bearing
60	112-7037	1	Gasket-Cover, Case	130	117-8810	1	Metal-Crankshaft
70	127-0441	8	Bolt	130	117-8811	1	Metal-Crankshaft
80	127-0442	9	Bolt	130	117-8812	1	Metal-Crankshaft



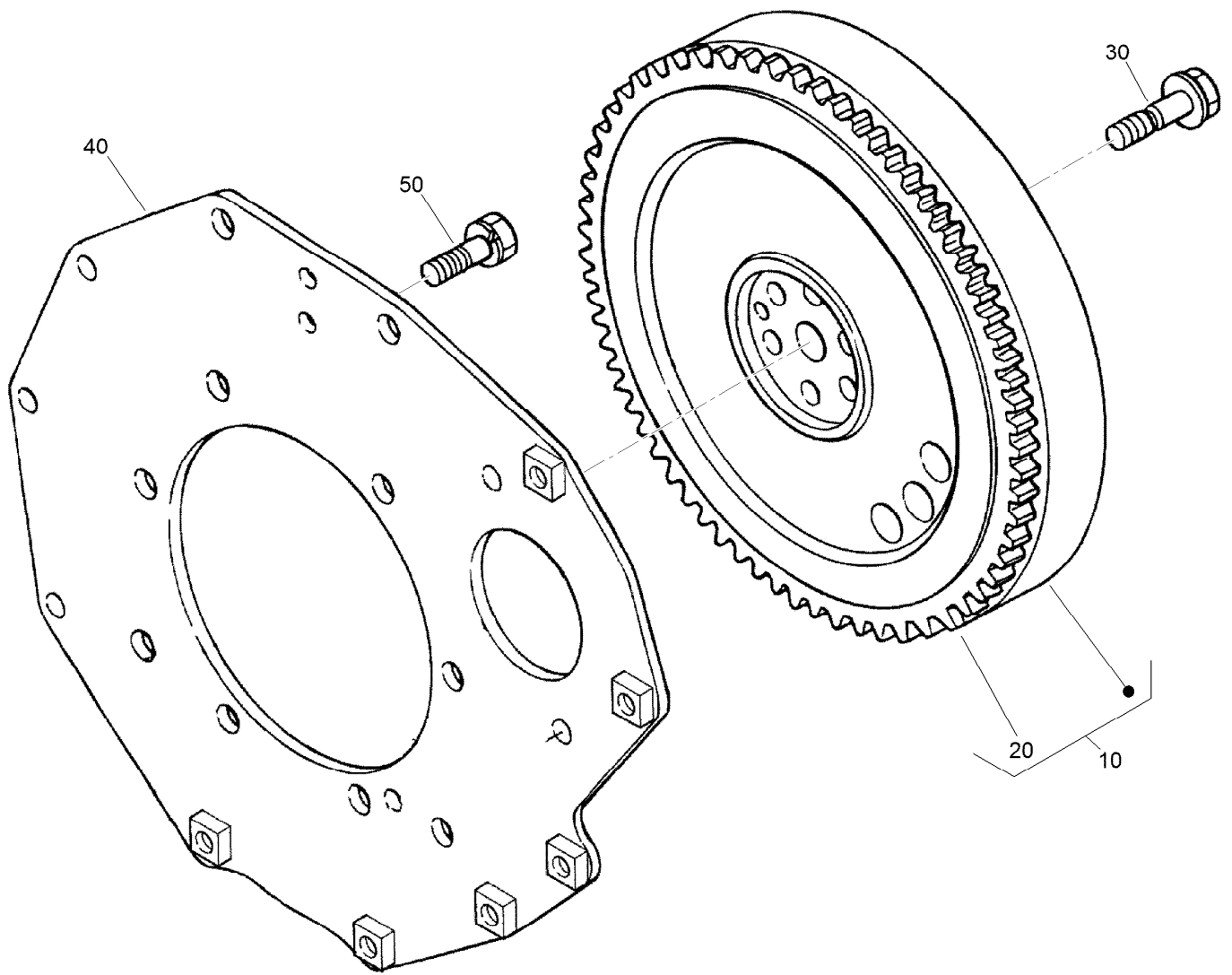
Camshaft and Idle Gear Shaft Assembly

Ref.	Part Number	Qty.	Description
10	112-0185	6	Tappet
20	117-8814	6	Rod-Push
30	130-1545	1	Camshaft ASM
40	110-3729	1	Ball
50	98-9512	1	Gear-Cam
60	98-9378	1	Key-Feather
70	131-6555	1	Stopper (Camshaft)
80	98-7692	2	Bolt
90	117-7584	1	Idler Gear ASM
100	117-7585	1	Bushing-Gear, Idle
110	98-9535	1	Collar-Gear, Idle
120	98-9536	1	Collar-Gear, Idle
130	98-9534	1	Circlip-Gear, Idle
140	98-9533	1	Shaft-Gear, Idle
150	98-7692	3	Bolt



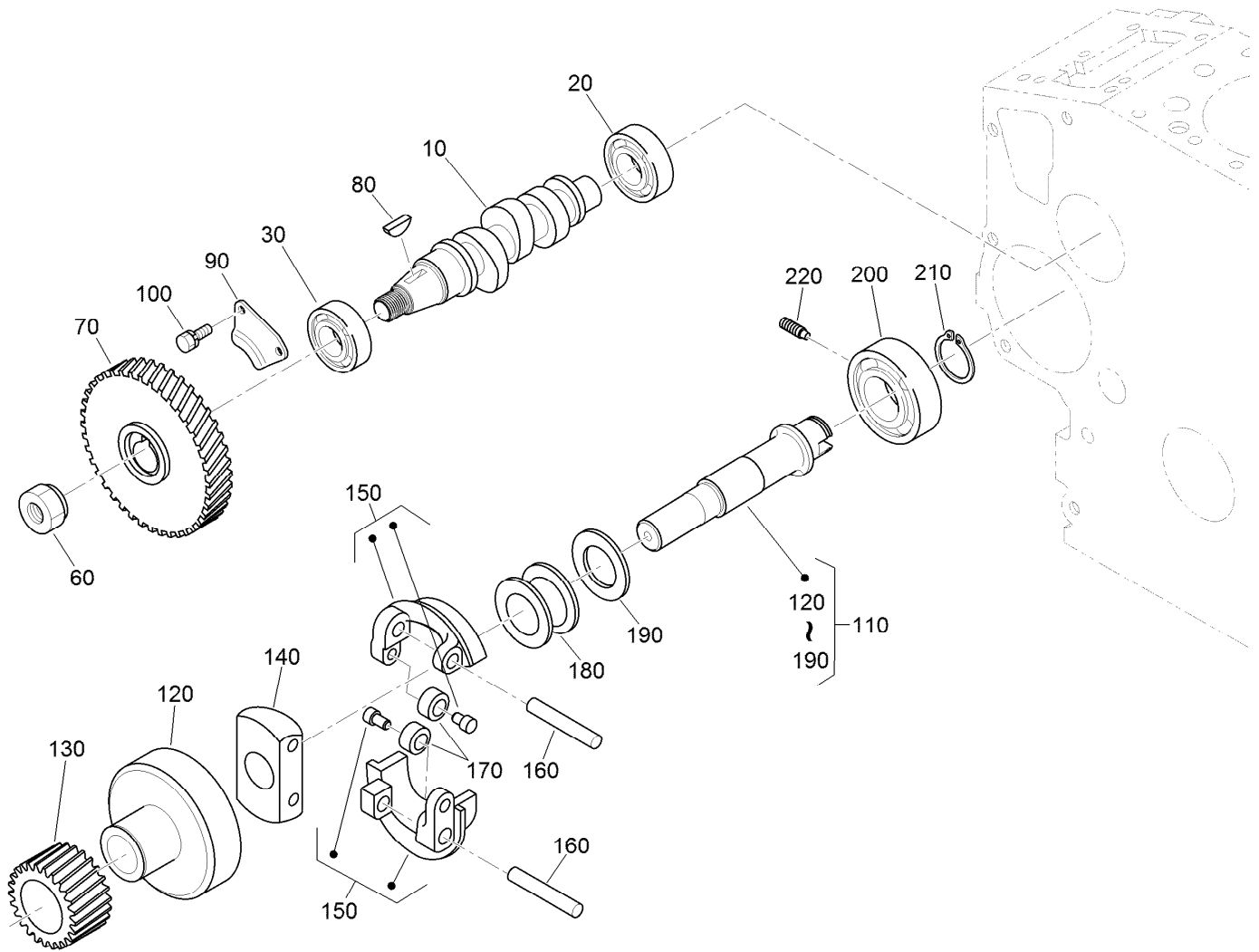
Piston and Crankshaft Assembly

Ref.	Part Number	Qty.	Description	Ref.	Part Number	Qty.	Description
10	130-1546	3	Piston (STD)	130	127-0444	1	Collar-Crankshaft
10	130-1549	3	Piston (+0.50Mm)	140	105-3783	1	O-Ring
20	130-1506	3	Piston Ring ASM (STD)	150	117-8818	1	Metal-Crankshaft
20	130-1507	3	Piston Ring ASM (+0.50Mm)	150	117-8819	1	Metal-Crankshaft
30	98-9513	3	Pin-Piston	150	117-8820	1	Metal-Crankshaft
40	98-9514	6	Circlip-Pin, Piston	160	98-9413	2	Bearing-Thrust (STD)
50	117-7586	3	Connecting Rod ASM	160	127-0416	2	Metal-Side (+0.2Mm)
60	115-3014	3	Bushing-Pin, Piston	160	127-0417	2	Metal-Side (+0.40Mm)
70	98-9517	6	Bolt-Rod, Connecting	170	98-9688	2	Bearing-Thrust (STD)
80	98-9553	3	Bearing-Rod (STD)	170	127-0437	2	Metal-Side (+0.2Mm)
80	98-9519	3	Bearing-Rod (0.2Mm)	170	127-0438	2	Metal-Side (+0.40Mm)
80	117-7588	3	Metal-Crankpin (-0.4Mm)	180	130-1547	3	Piston Kit
90	132-4944	1	Crankshaft ASM	180	130-1548	3	Piston Kit
95	98-9522	1	Sleeve-Crankshaft	190	117-8823	1	Engine Metal Kit
100	117-7561	1	Gear-Crankshaft	190	117-8824	1	Engine Metal Kit
110	98-9666	1	Key	190	117-8825	1	Engine Metal Kit
120	127-0445	1	Gear-Drive, Oil Pump				



Flywheel Assembly

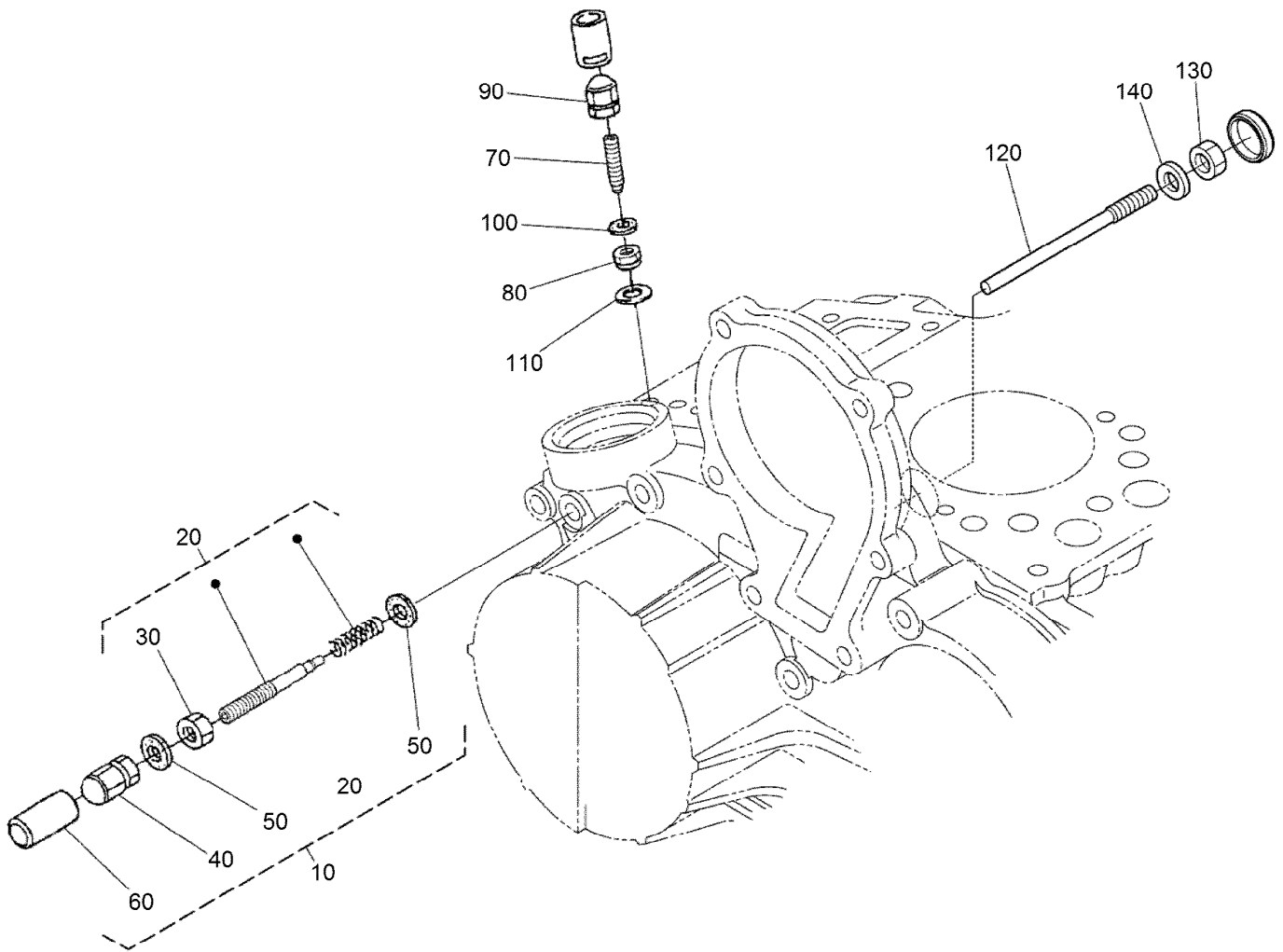
<i>Ref.</i>	<i>Part Number</i>	<i>Qty.</i>	<i>Description</i>
10	117-8826	1	Flywheel ASM
20	105-3722	1	Gear-Ring
30	98-9537	6	Bolt-Flywheel
40	98-9486	1	Plate-End, Rear
50	98-9392	8	Bolt



Fuel Camshaft and Governor Shaft Assembly

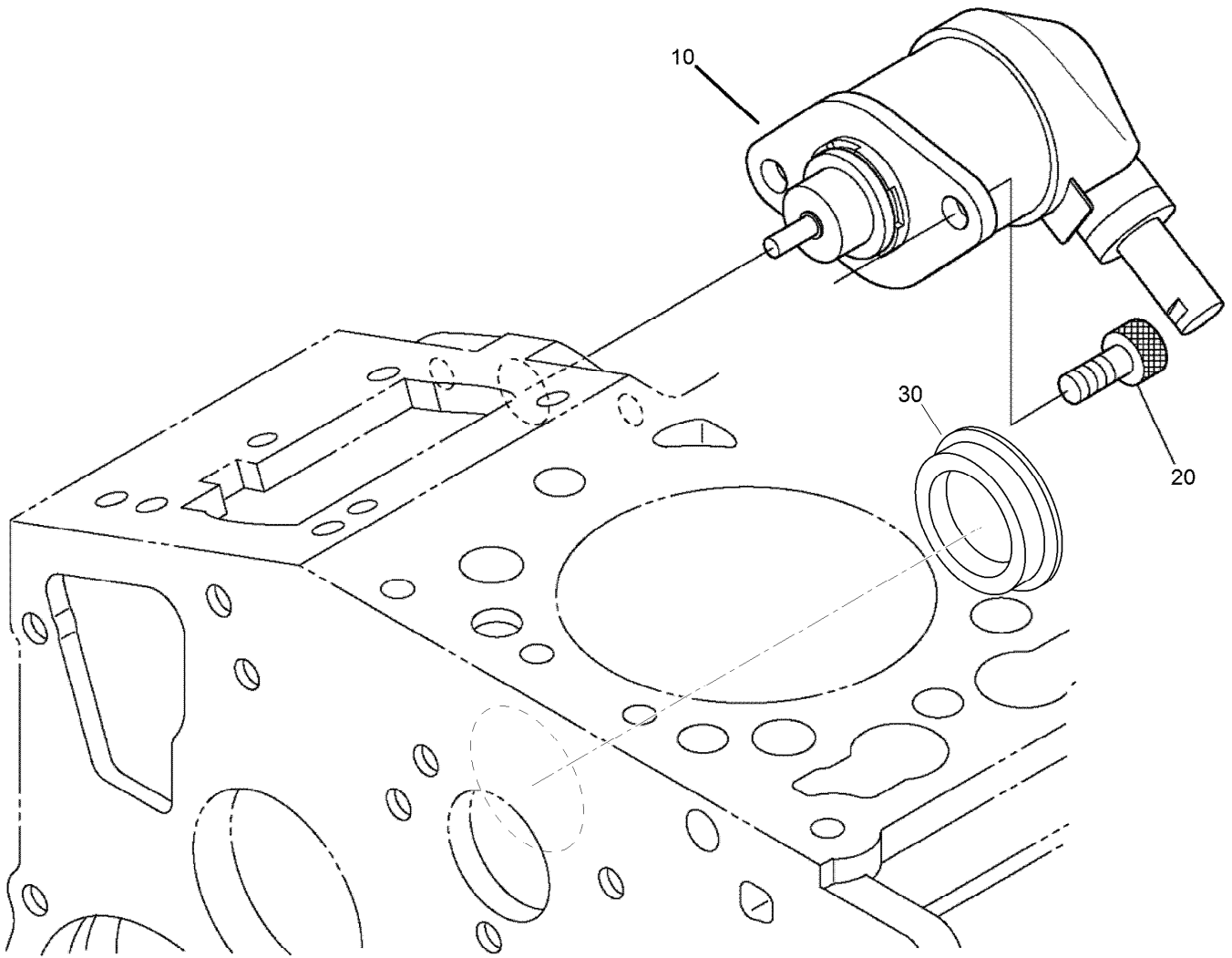
<i>Ref.</i>	<i>Part Number</i>	<i>Qty.</i>	<i>Description</i>
10	98-9459	1	Camshaft-Fuel
20	107-9077	1	Bearing-Ball
30	107-9078	1	Bearing-Ball
60	130-1512	1	Nut
70	130-1378	1	Gear-Injection Pump
80	98-9595	1	Key-Woodruff
90	98-9511	1	Stopper-Fuel, Camshaft
100	98-7692	2	Bolt
110	98-9644	1	Governor Shaft ASM
120	98-9562	1	Holder-Gear, Governor

<i>Ref.</i>	<i>Part Number</i>	<i>Qty.</i>	<i>Description</i>
130	98-9673	1	Gear-Governor
140	98-9561	1	Holder-Weight, Governor
150	130-1240	2	Governor Weight ASM
160	98-9560	2	Shaft-Weight, Governor
170	98-9692	2	Roller
180	98-9563	1	Sleeve-Governor
190	98-9564	1	Washer-Thrust
200	107-9079	1	Bearing-Ball
210	98-9657	1	Circlip-Shaft, Governor
220	98-9565	1	Screw-Set



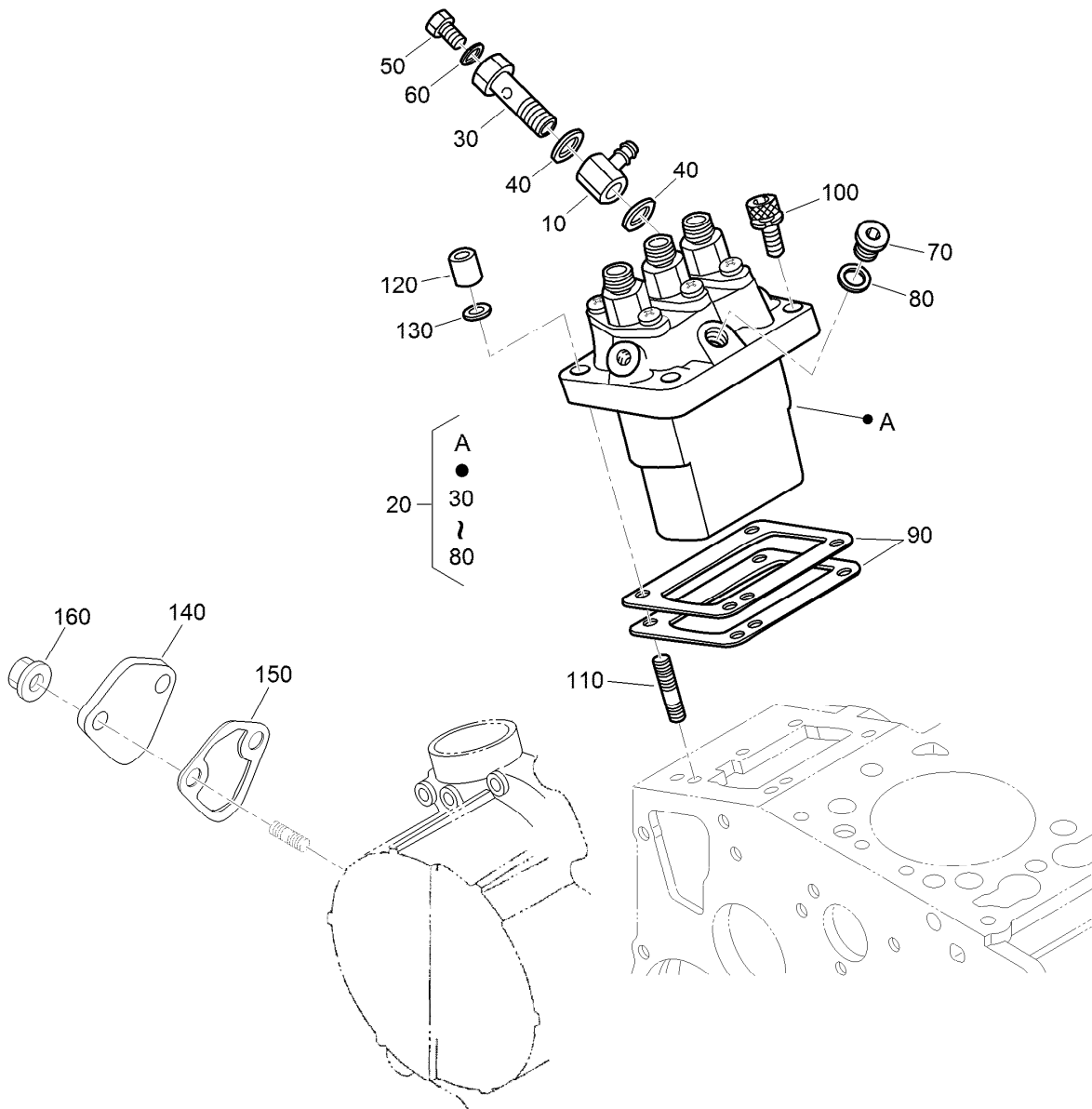
Idle Apparatus Assembly

<i>Ref.</i>	<i>Part Number</i>	<i>Qty.</i>	<i>Description</i>
10	132-4937	1	Apparatus-Idling
20	132-4938	1	Adjustment Bolt ASM
30	98-9439	1	Nut
40	112-0181	1	Nut
50	98-7654	2	Gasket
60	98-7656	1	Cap
70	112-7015	1	Bolt-Adjusting
80	100-2175	1	Nut-Lock
90	112-0181	1	Nut
100	98-7654	2	Gasket
110	107-9081	1	Gasket
120	131-6556	1	Bolt
130	98-7572	1	Nut
140	98-7654	1	Gasket



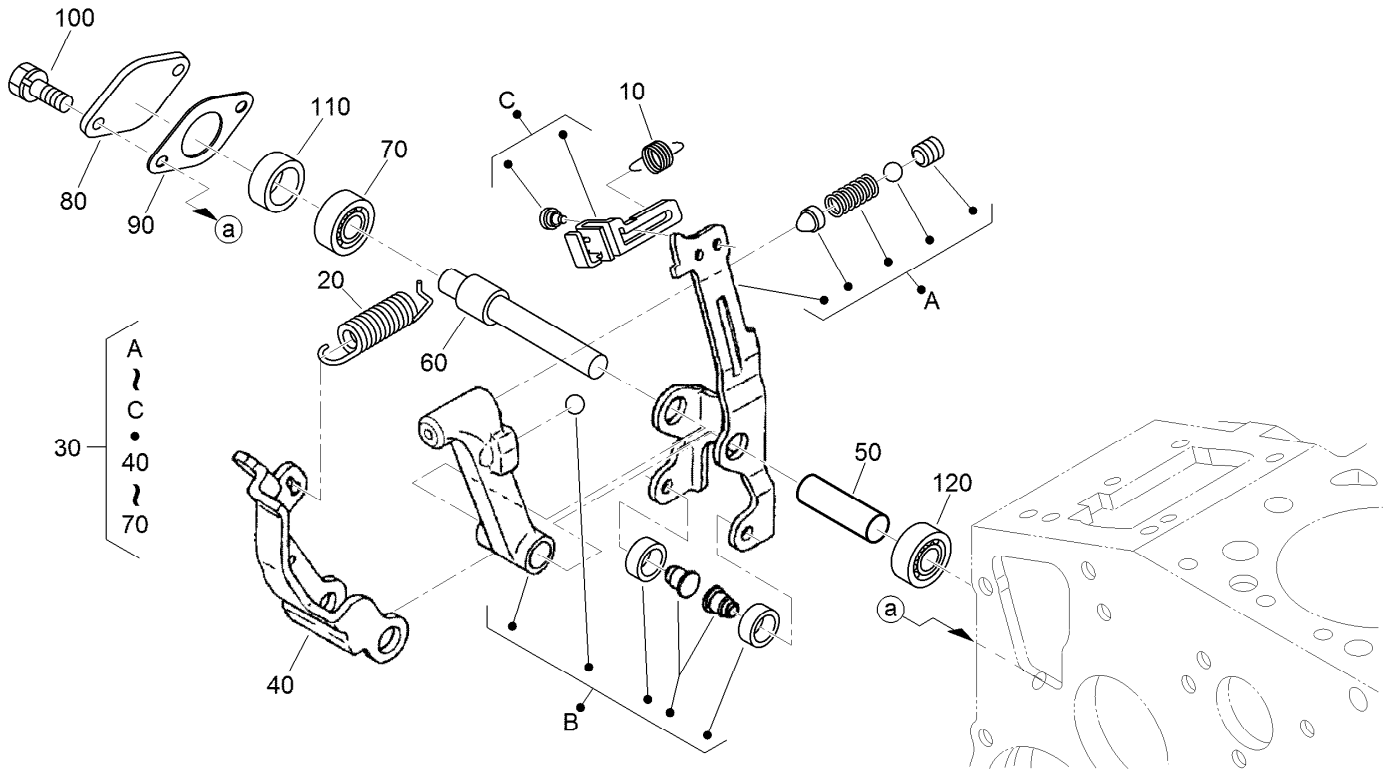
Stop Solenoid Assembly

<i>Ref.</i>	<i>Part Number</i>	<i>Qty.</i>	<i>Description</i>
10	104-5155	1	Solenoid-Stop
20	130-1155	2	Screw-HSH
30	112-7016	1	Cover-Pump



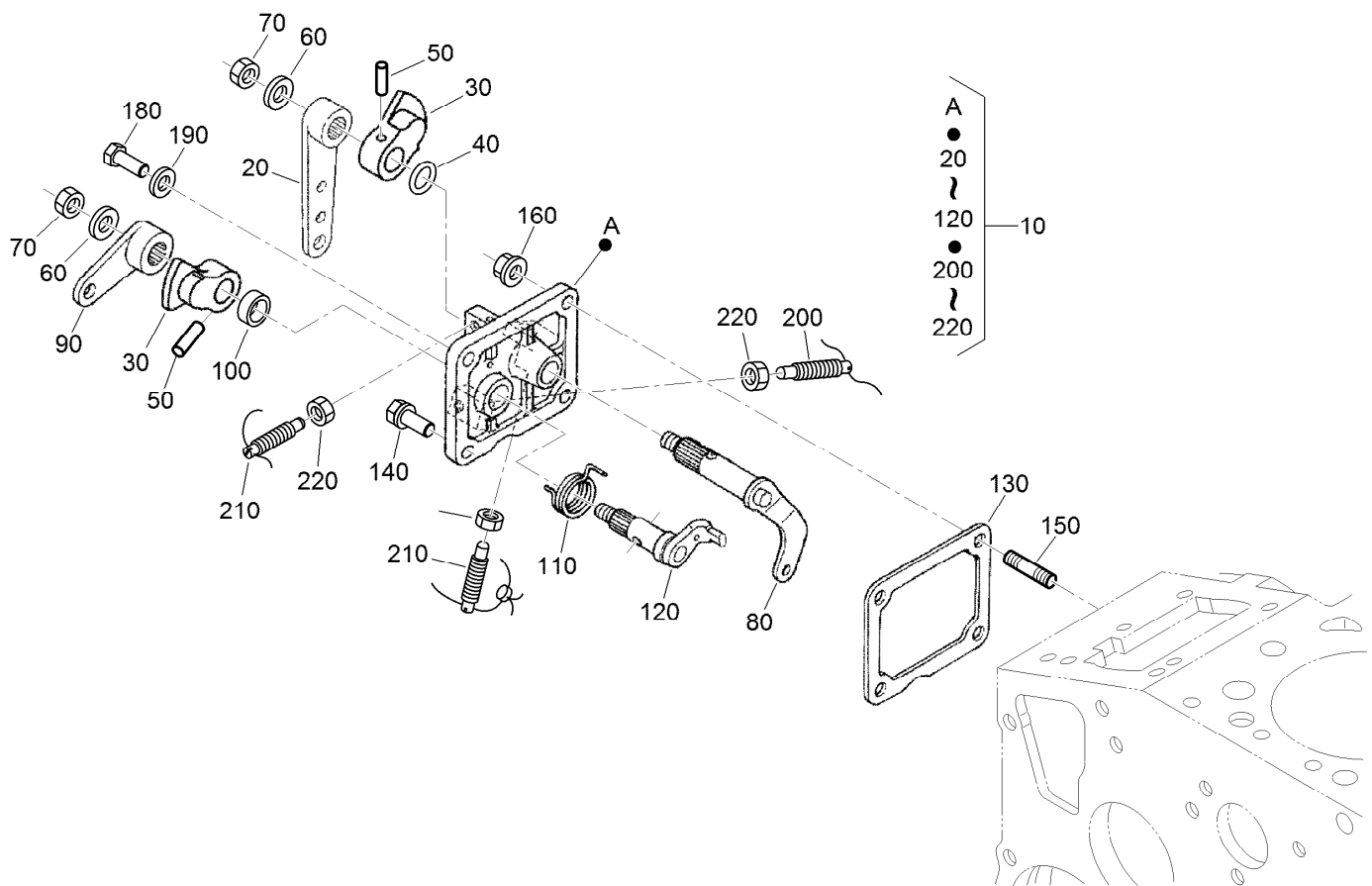
Injection Pump Assembly

<i>Ref.</i>	<i>Part Number</i>	<i>Qty.</i>	<i>Description</i>	<i>Ref.</i>	<i>Part Number</i>	<i>Qty.</i>	<i>Description</i>
10	98-9596	1	Joint-Eye	90	98-9458	1	Shim-Injection (0.30Mm)
20	98-9643	1	Injection Pump ASM	90	115-3046	1	Shim-Injection (0.35Mm)
30	98-9464	1	Bolt-Joint	90	115-3045	1	Shim-Injection (0.175Mm)
40	98-9445	2	Gasket	100	117-7564	2	Bolt-Hex Soc HD
50	98-9430	1	Screw	110	98-9438	2	Stud
60	98-9446	1	Gasket	120	98-9440	2	Nut-Cap
70	98-9466	1	Plug	130	98-9367	2	Washer-Spring
80	98-9451	1	Gasket	140	99-3514	1	Cover
90	98-9456	1	Shim-Injection (0.20Mm)	150	117-7562	1	Gasket-Pump, Fuel
90	98-9457	1	Shim-Injection (0.25Mm)	160	100-2203	2	Nut-Flange



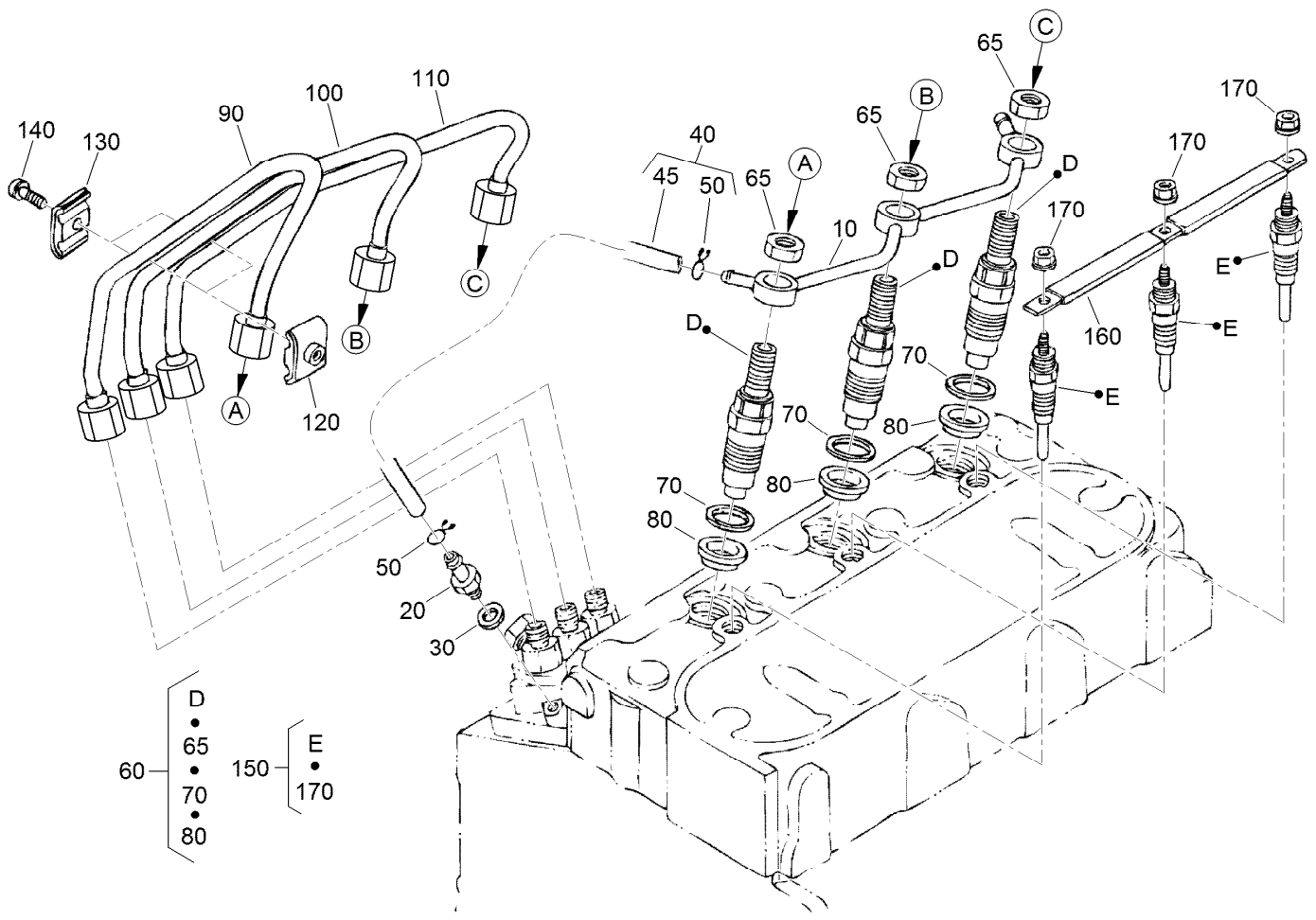
Governor Assembly

Ref.	Part Number	Qty.	Description
10	105-3786	1	Spring-Start
20	107-7839	1	Spring-Governor
30	115-4502	1	Fork Lever ASM
40	107-9084	1	Lever-Fork
50	107-9085	1	Shaft-Lever, Fork
60	107-9086	1	Shaft-Lever, Fork
70	98-9570	1	Bearing-Miniaturize
80	115-4122	1	Cover-Shaft, Fork Lever
90	98-9682	1	Gasket
100	98-9350	2	Bolt
110	98-9567	1	Collar
120	98-9571	1	Bearing-Miniaturize



Speed Control Plate Assembly

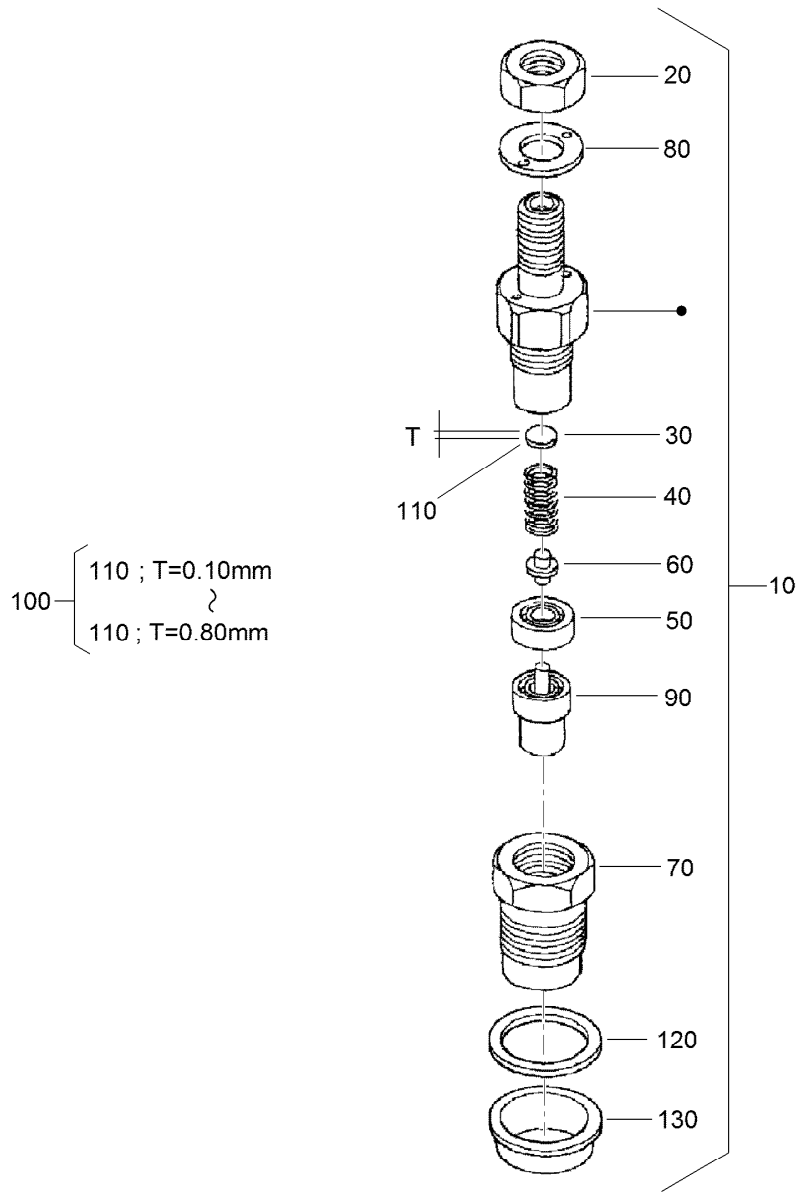
Ref.	Part Number	Qty.	Description	Ref.	Part Number	Qty.	Description
10	98-9661	1	Control Plate ASM	120	98-9664	1	Shaft-Lever, Stop
20	98-9662	1	Lever-Control, Speed	130	98-9637	1	Gasket
30	98-9572	2	Lever-Control, Speed	140	98-7692	1	Bolt
40	105-3788	1	O-Ring	150	105-3710	2	Stud
50	98-7602	2	Pin-Spring	160	100-2203	2	Nut-Flange
60	98-9594	2	Washer-Plain	180	127-0401	1	Bolt-Hex
70	98-9589	2	Nut	190	98-7654	1	Gasket
80	98-9658	1	Governor Lever ASM	200	117-7566	1	Bolt-Adjusting
90	98-9663	1	Lever-Stop, Engine	210	117-7565	2	Bolt-Adjusting
100	98-7601	1	Seal-Oil	220	98-7572	3	Nut
110	98-9472	1	Spring-Return				



Nozzle Holder and Glow Plug Assembly

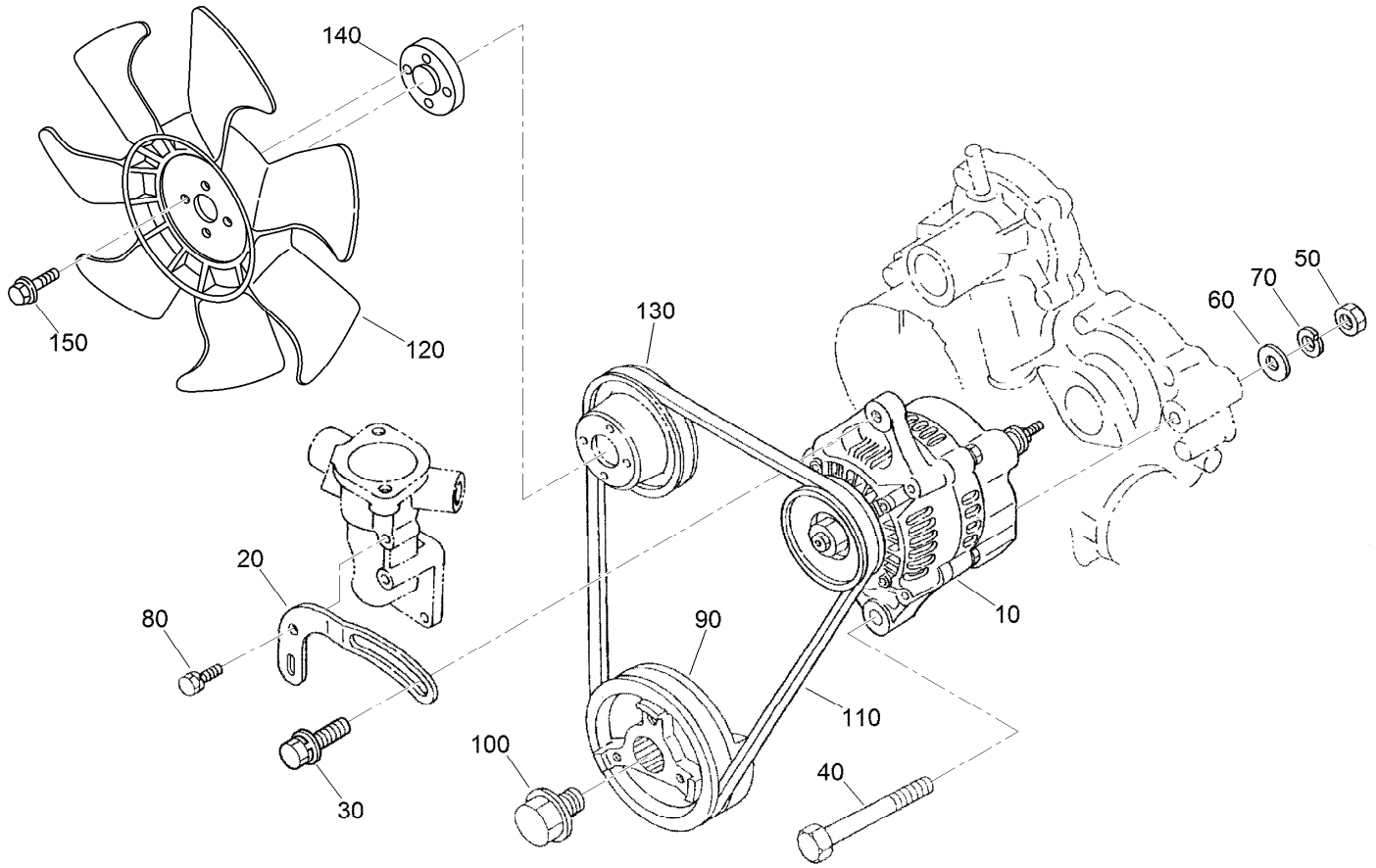
Ref.	Part Number	Qty.	Description
10	98-9620	1	Overflow Pipe ASM
20	98-9431	1	Screw-Bleeder, Air
30	98-7654	1	Gasket
40	98-9420	1	Overflow Pipe ASM
45	112-0182	1	Pipe-Overflow
50	98-7671	2	Clip-Pipe
60	115-3018	3	Nozzle Holder Kit
65	121-2411	3	Nut
70	98-7676	3	Gasket
80	98-7677	3	Seal-Heat

Ref.	Part Number	Qty.	Description
90	132-4945	1	Pipe Injection
100	132-4946	1	Pipe Injection
110	132-4947	1	Pipe Injection
120	98-7682	2	Clamp-Pipe
130	98-7683	2	Clamp-Pipe
140	98-7684	2	Screw (W/Washer)
150	130-1411	3	Plug-Glow
160	98-9631	1	Cord-Plug, Glow
170	99-8377	3	Nut-Flange



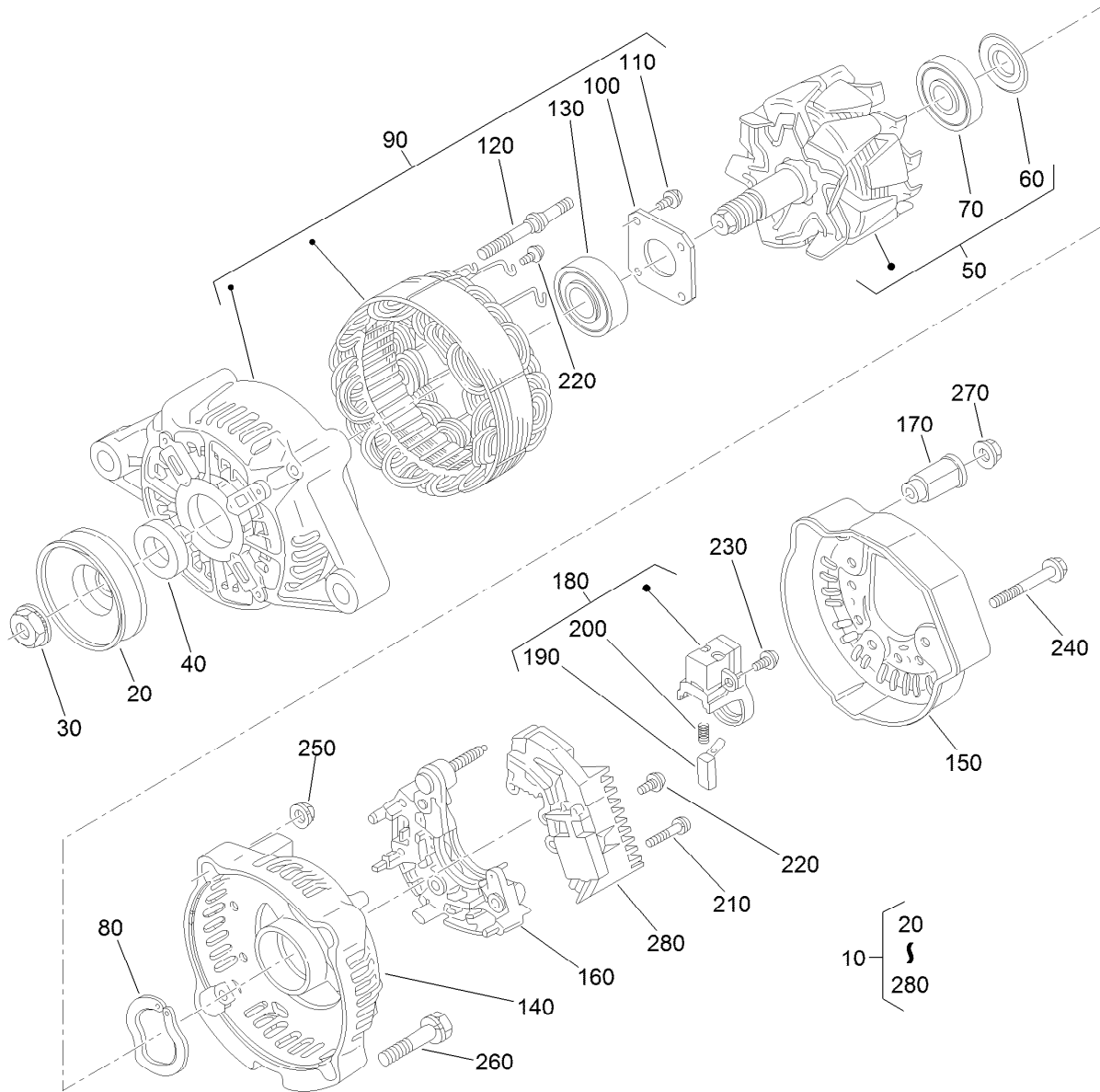
Nozzle Holder Assembly

Ref.	Part Number	Qty.	Description	Ref.	Part Number	Qty.	Description
10	115-3018	3	Nozzle Holder Kit	110	99-8311	3	Washer-Adjust (0.20Mm)
20	121-2411	3	Nut	110	99-8312	3	Washer-Adjust (0.30Mm)
30	99-8302	3	Washer-Adjusting	110	99-8313	3	Washer-Adjust (0.40Mm)
40	99-8303	3	Spring-Nozzle	110	99-8314	3	Washer-Adjust (0.50Mm)
50	99-8304	3	Spacer-Distance	110	99-8315	3	Washer-Adjust (0.52Mm)
60	99-8305	3	Rod-Push	110	99-8316	3	Washer-Adjust (0.54Mm)
70	99-8306	3	Nut-Nozzle	110	99-8317	3	Washer-Adjust (0.56Mm)
80	99-8307	3	Washer-Plain	110	99-8318	3	Washer-Adjust (0.58Mm)
90	115-3020	3	Piece-Nozzle	110	99-8319	3	Washer-Adjust (0.80Mm)
100	99-8309	3	Adjusting Washer ASM	120	98-7676	3	Gasket
110	99-8310	3	Washer-Adjust (0.10Mm)	130	98-7677	3	Seal-Heat



Alternator and Pulley Assembly

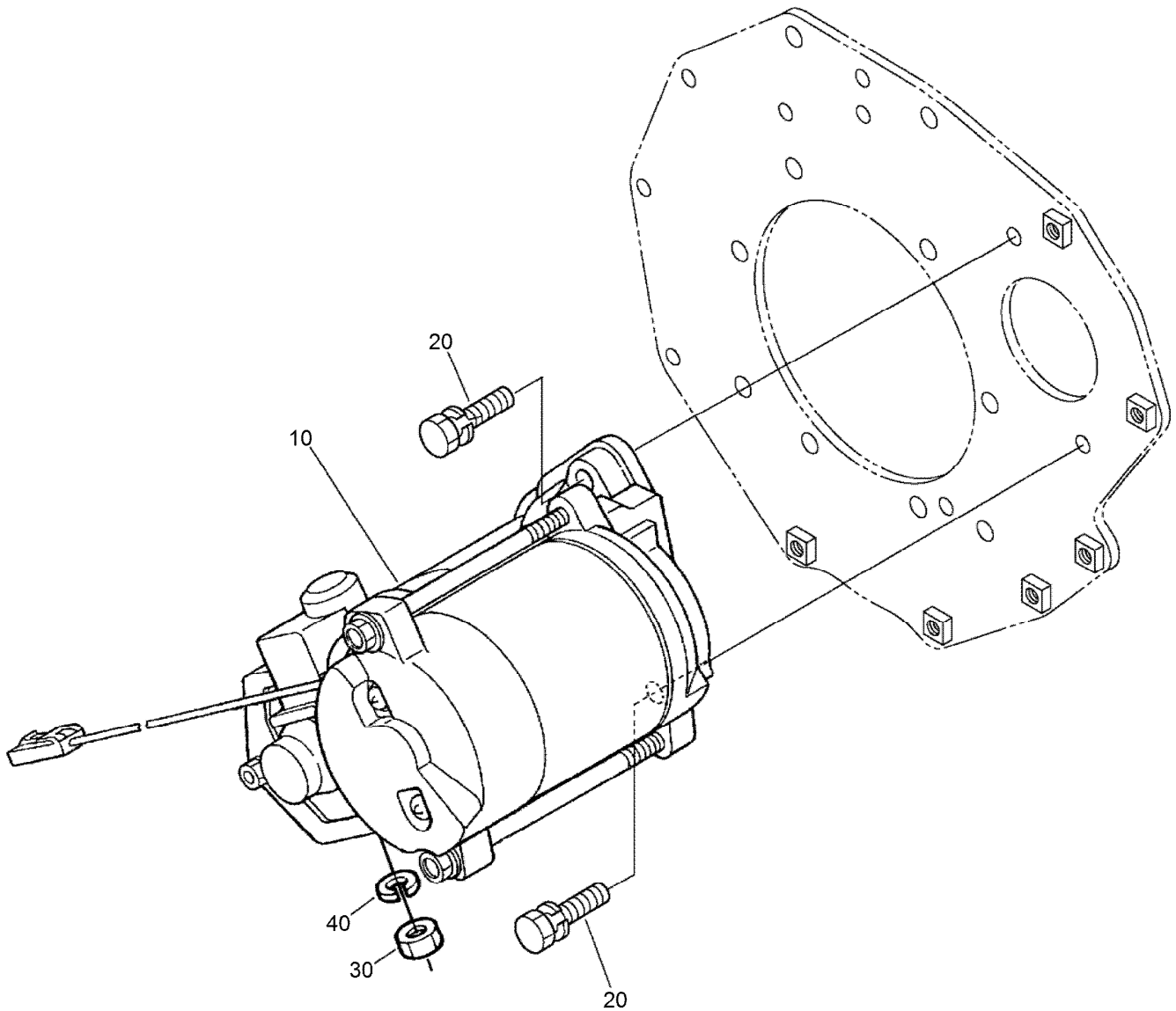
Ref.	Part Number	Qty.	Description
10	131-6557	1	Alternator ASM
20	112-7047	1	Stay-Dynamo
30	108-7088	1	Bolt
40	98-9360	1	Bolt
50	98-7737	1	Nut
60	98-9366	1	Washer-Plain
70	99-7527	1	Washer-Spring
80	98-7692	1	Bolt
90	117-8830	1	Pulley-Drive, Fan
100	98-9585	1	Bolt
110	98-9676	1	V-Belt
120	104-4246	1	Fan-Engine
130	98-9584	1	Pulley-Fan
140	104-4247	1	Spacer-Fan
150	108-2873	4	Bolt-Flange



Alternator Components Assembly

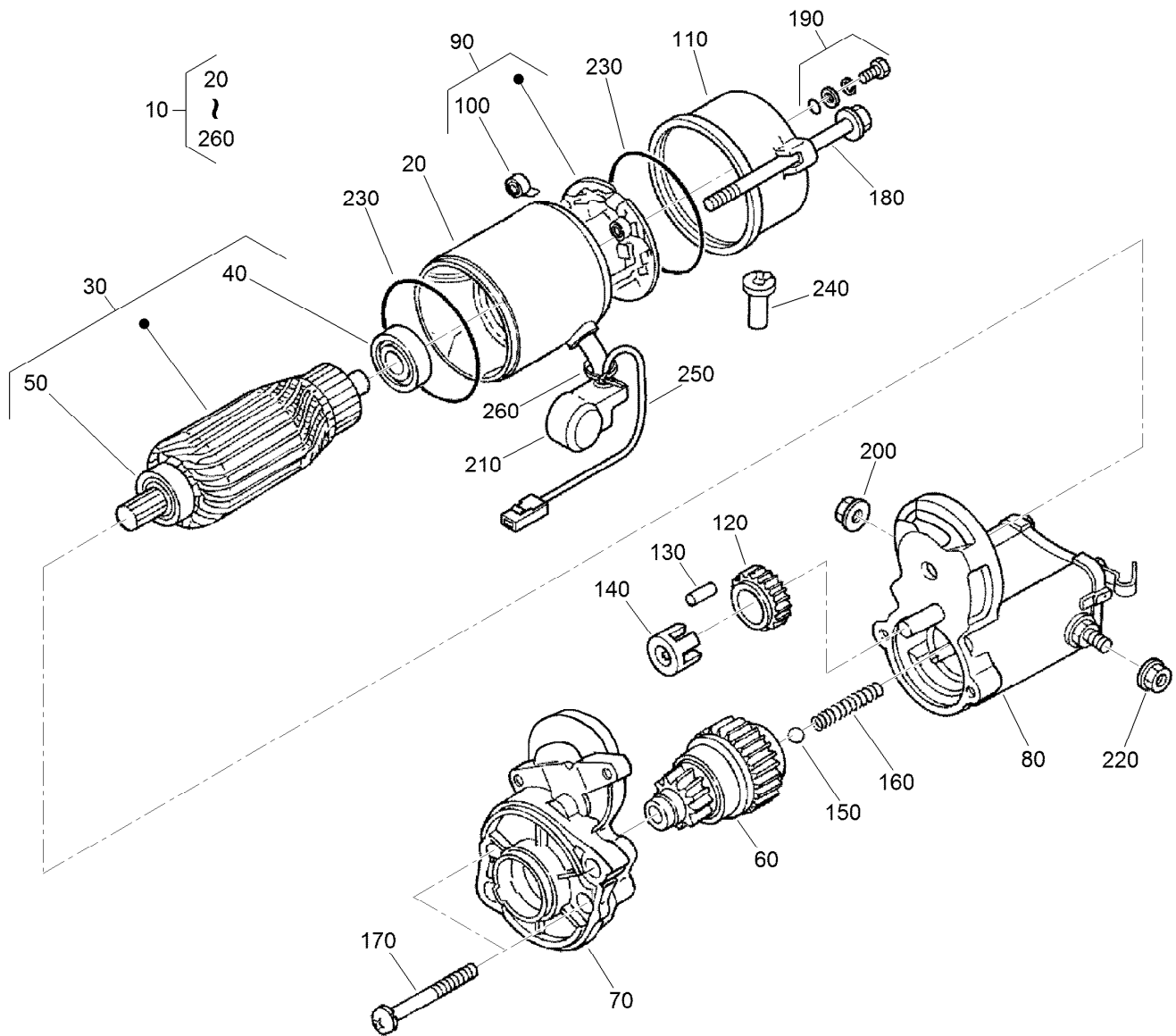
<i>Ref.</i>	<i>Part Number</i>	<i>Qty.</i>	<i>Description</i>
10	131-6557	1	Alternator ASM
20	98-9453	1	Pulley-Dynamo
30	98-7708	1	Nut
40	98-7709	1	Collar
50	107-0136	1	Rotor ASM
60	98-7711	1	Cover-Bearing
70	107-0138	1	Bearing-Ball
80	98-7713	1	Washer-Thrust
90	107-0139	1	Drive End Frame ASM
100	98-7715	1	Plate-Retainer
110	98-7716	4	Screw-Head, Round
120	98-7717	2	Bolt-Through
130	131-6560	1	Bearing-Ball
140	107-9087	1	Frame-End

<i>Ref.</i>	<i>Part Number</i>	<i>Qty.</i>	<i>Description</i>
150	107-0140	1	Cover-End
160	98-7721	1	Rectifier ASM
170	98-7722	1	Bushing-Insulation
180	107-0141	1	Brush Holder ASM
190	98-7724	2	Brush
200	98-7725	2	Spring-Brush
210	98-7726	2	Screw-Head, Round
220	98-7727	6	Screw-Head, Round
230	98-7728	1	Screw-Head, Round
240	98-7729	3	Bolt
250	98-7730	2	Nut
260	98-7731	2	Bolt
270	98-7732	1	Nut
280	110-3799	1	Regulator ASM



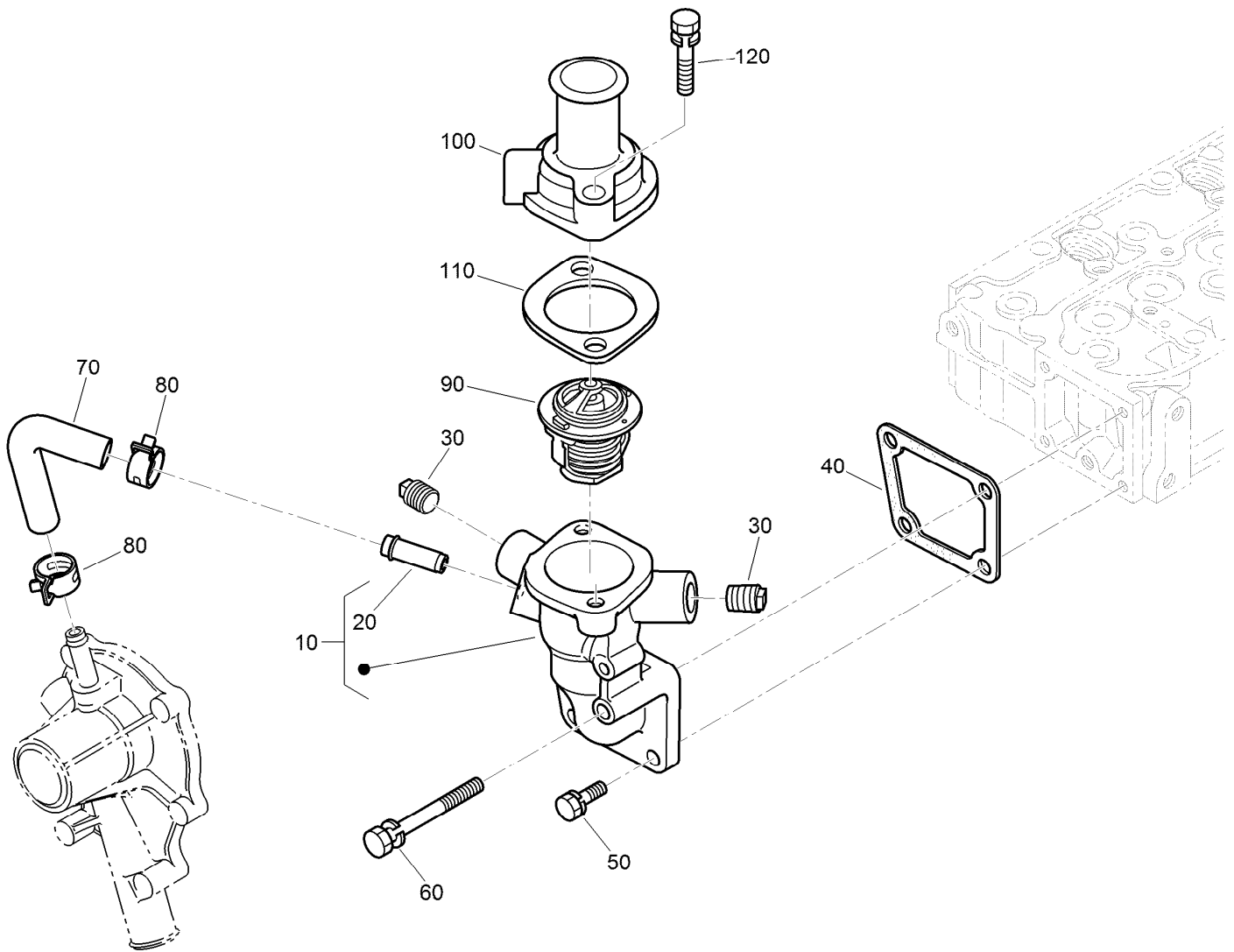
Starter Installation Assembly

<i>Ref.</i>	<i>Part Number</i>	<i>Qty.</i>	<i>Description</i>
10	132-4948	1	Starter
20	98-7697	2	Bolt
30	98-7739	1	Nut
40	131-9579	1	Washer-Spring, Lock



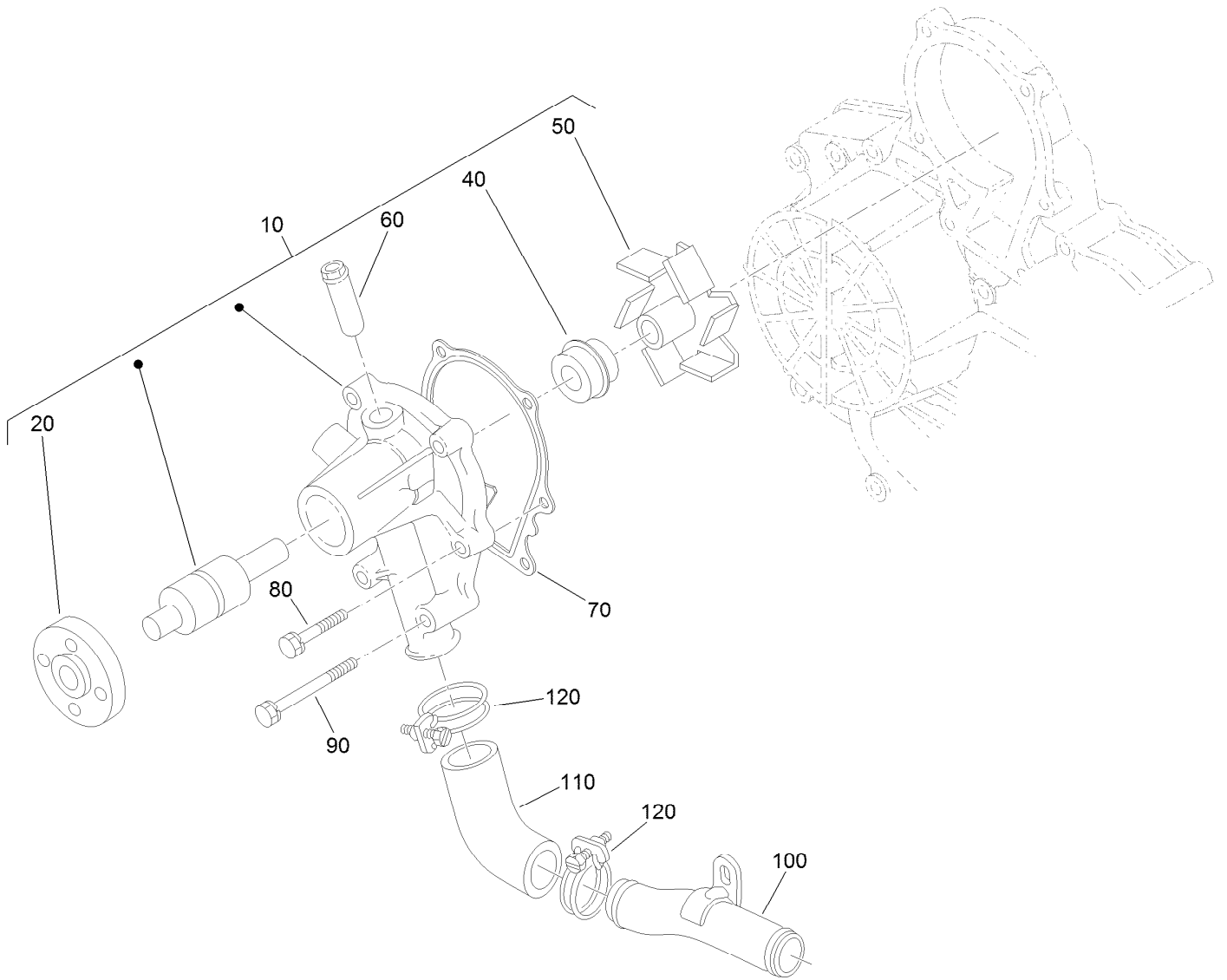
Starter Component Assembly

<i>Ref.</i>	<i>Part Number</i>	<i>Qty.</i>	<i>Description</i>	<i>Ref.</i>	<i>Part Number</i>	<i>Qty.</i>	<i>Description</i>
10	132-4948	1	Starter	140	98-7752	1	Retainer
20	132-4949	1	Yoke	150	98-7755	1	Ball
30	132-4930	1	Armature	160	98-7754	1	Spring
40	98-7743	1	Bearing	170	98-7756	2	Bolt
50	98-7744	1	Bearing	180	100-2210	2	Bolt-Through
60	132-4934	1	Clutch ASM	190	98-7758	2	Bolt ASM
70	132-4933	1	Housing ASM	200	99-8376	1	Nut-Hex
80	105-3746	1	Magnetic Switch ASM	210	99-8375	1	Cover
90	132-4932	1	Holder-Brush	220	99-8371	1	Nut-Hex
100	132-4931	4	Spring-Brush	230	98-7757	2	O-Ring
110	132-4935	1	Frame End ASM	240	98-7759	1	Pipe-Drain
120	98-7751	1	Gear	250	98-9711	1	Cord-Solenoid, Stop
130	98-7753	5	Roller	260	98-9712	1	Band-Cover



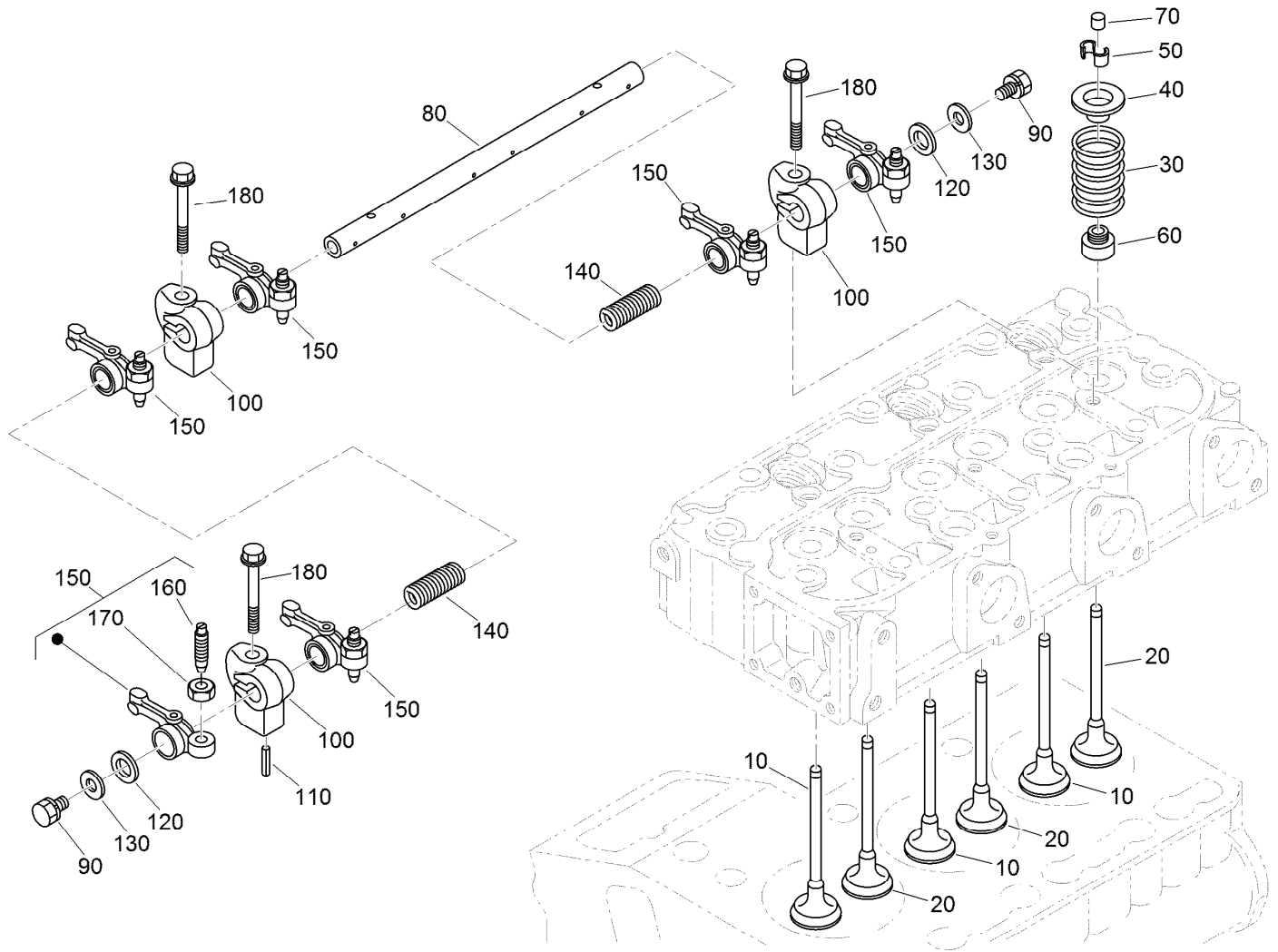
Water Flange and Thermostat Assembly

<i>Ref.</i>	<i>Part Number</i>	<i>Qty.</i>	<i>Description</i>
10	132-4943	1	Water Flange ASM
20	98-9580	1	Pipe-Return, Water
30	110-3821	2	Plug
40	98-9638	1	Gasket-Flange, Water
50	98-7692	3	Bolt
60	98-9356	1	Bolt
70	98-9578	1	Pipe-Return, Water
80	125-9078	2	Clamp-Hose
90	98-7778	1	Thermostat ASM
100	98-9471	1	Cover-Thermostat
110	105-3748	1	Gasket-Thermostat
120	98-7777	2	Bolt



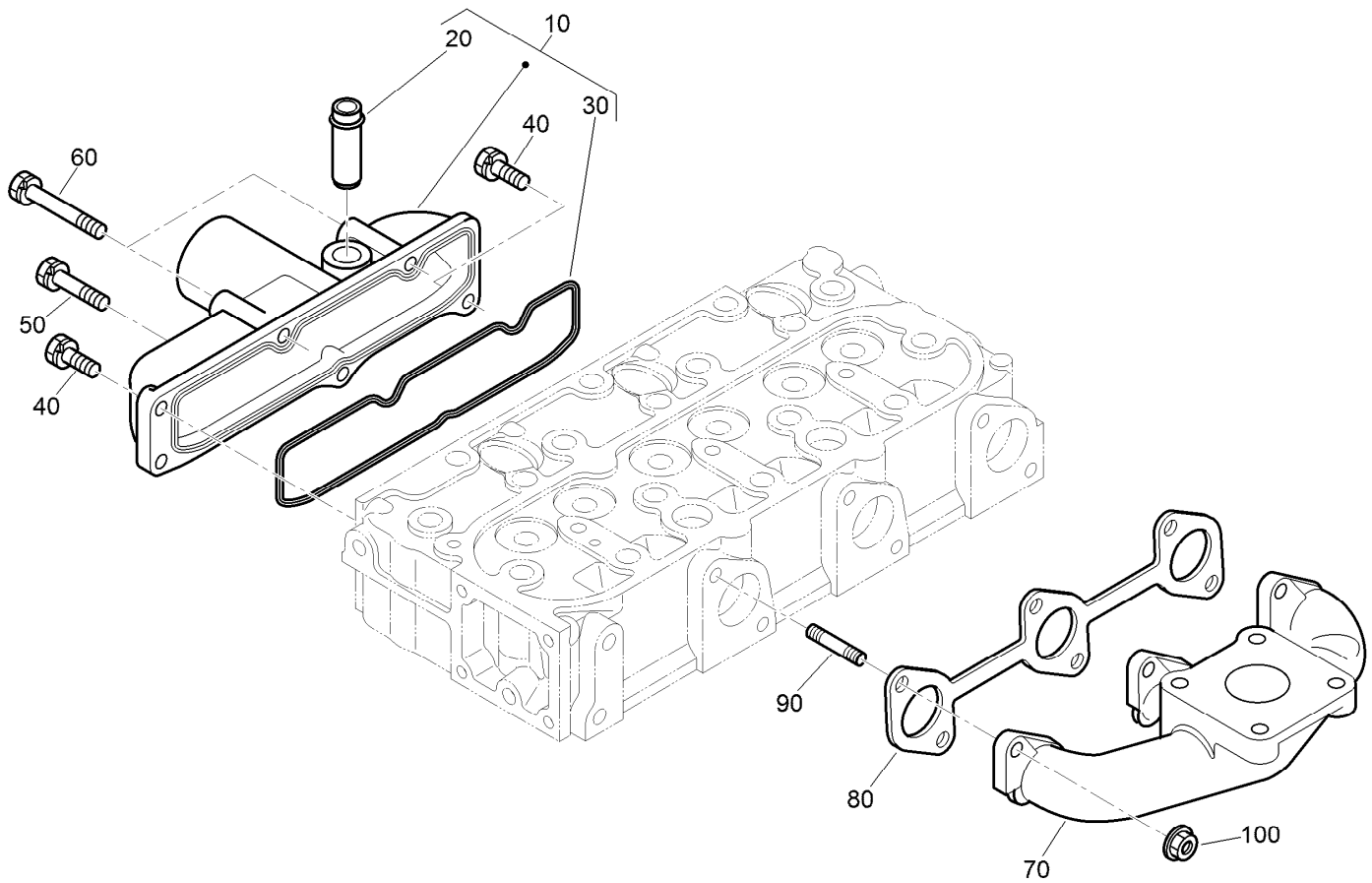
Water Pump Assembly

Ref.	Part Number	Qty.	Description
10	107-9089	1	Water Pump ASM
20	99-3516	1	Flange-Pump, Water
40	105-3750	1	Mechanical Seal ASM
50	112-7017	1	Impeller-Pump, Water
60	100-1932	1	Pipe-Return, Water
70	99-3454	1	Gasket-Pump, Water
80	98-9353	4	Bolt
90	107-9090	4	Bolt
100	98-9716	1	Pipe-Water
110	107-9091	1	Pipe-Water
120	127-0439	2	Clamp-Hose



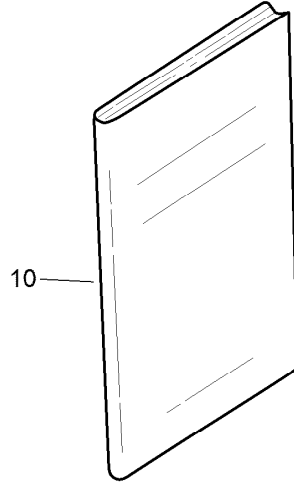
Valve and Rocker Arm Assembly

<i>Ref.</i>	<i>Part Number</i>	<i>Qty.</i>	<i>Description</i>	<i>Ref.</i>	<i>Part Number</i>	<i>Qty.</i>	<i>Description</i>
10	112-7018	3	Valve-Inlet	100	98-9505	3	Bracket-Arm, Rocker
20	120-2564	3	Valve-Exhaust	110	105-3758	1	Pin-Spring
30	98-9648	6	Spring-Valve	120	98-9507	2	Washer-Shaft, Rocker Arm
40	107-9092	6	Retainer-Spring	130	110-3832	2	Washer-Plain
50	98-9390	6	Collet-Spring, Valve	140	98-9504	2	Spring-Arm, Rocker
60	99-8385	6	Seal-Stem, Valve	150	112-7020	6	Rocker Arm ASM
70	98-9497	6	Cap-Valve	160	98-9502	6	Screw-Adjusting
80	130-1248	1	Shaft-Arm, Rocker	170	98-9503	6	Nut
90	108-2873	2	Bolt-Flange	180	117-8832	3	Bolt



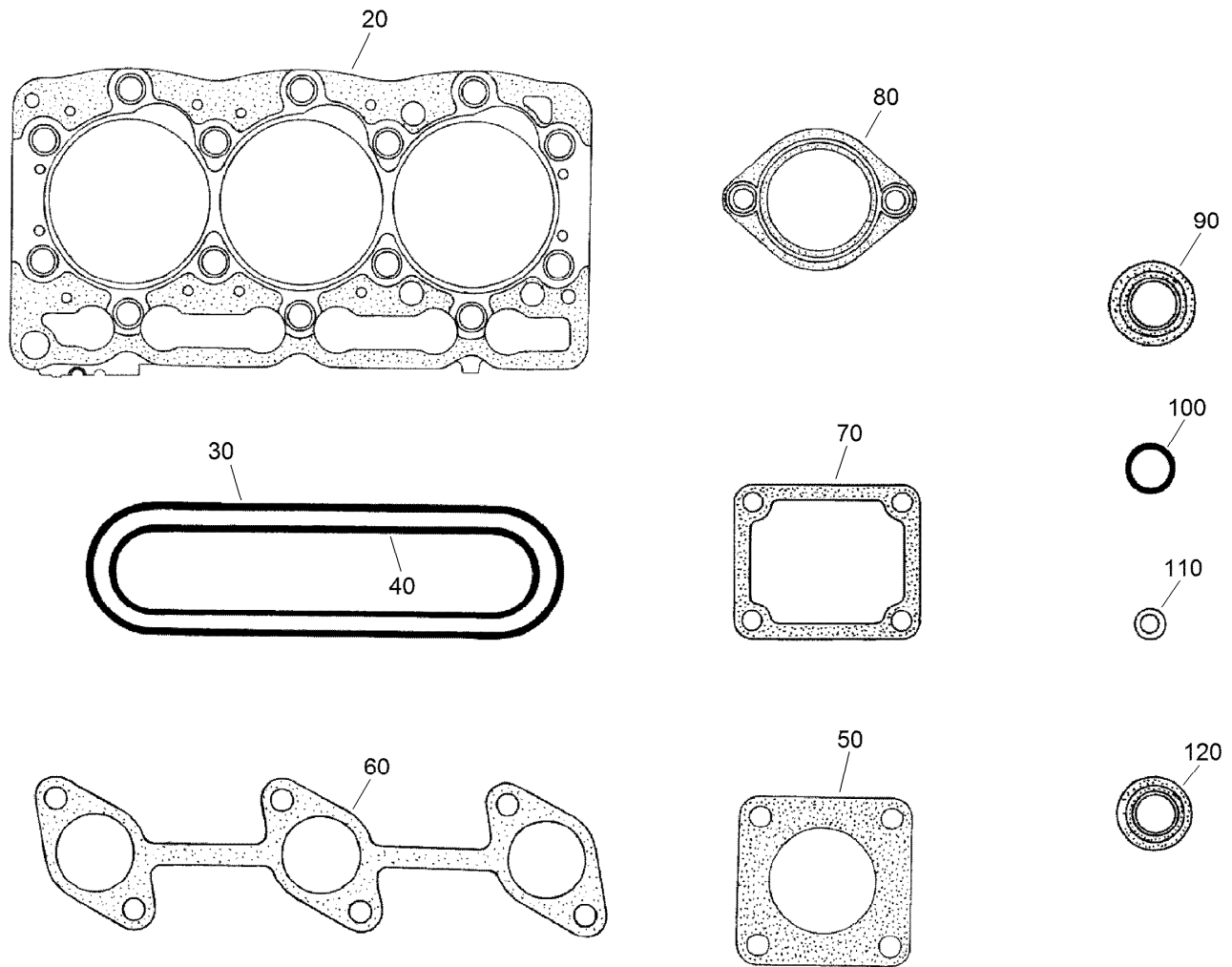
Inlet and Exhaust Manifold Assembly

<i>Ref.</i>	<i>Part Number</i>	<i>Qty.</i>	<i>Description</i>
10	108-6577	1	Inlet Manifold ASM
20	98-9492	1	Joint-Pipe, Breather
30	98-9609	1	Gasket-Manifold, Inlet
40	127-0403	3	Bolt-Flange
50	98-9353	1	Bolt
60	105-3797	2	Bolt
70	117-8847	1	Manifold-Exhaust
80	99-8327	1	Gasket-Manifold, Exhaust
90	98-9588	6	Stud
100	98-9665	6	Nut



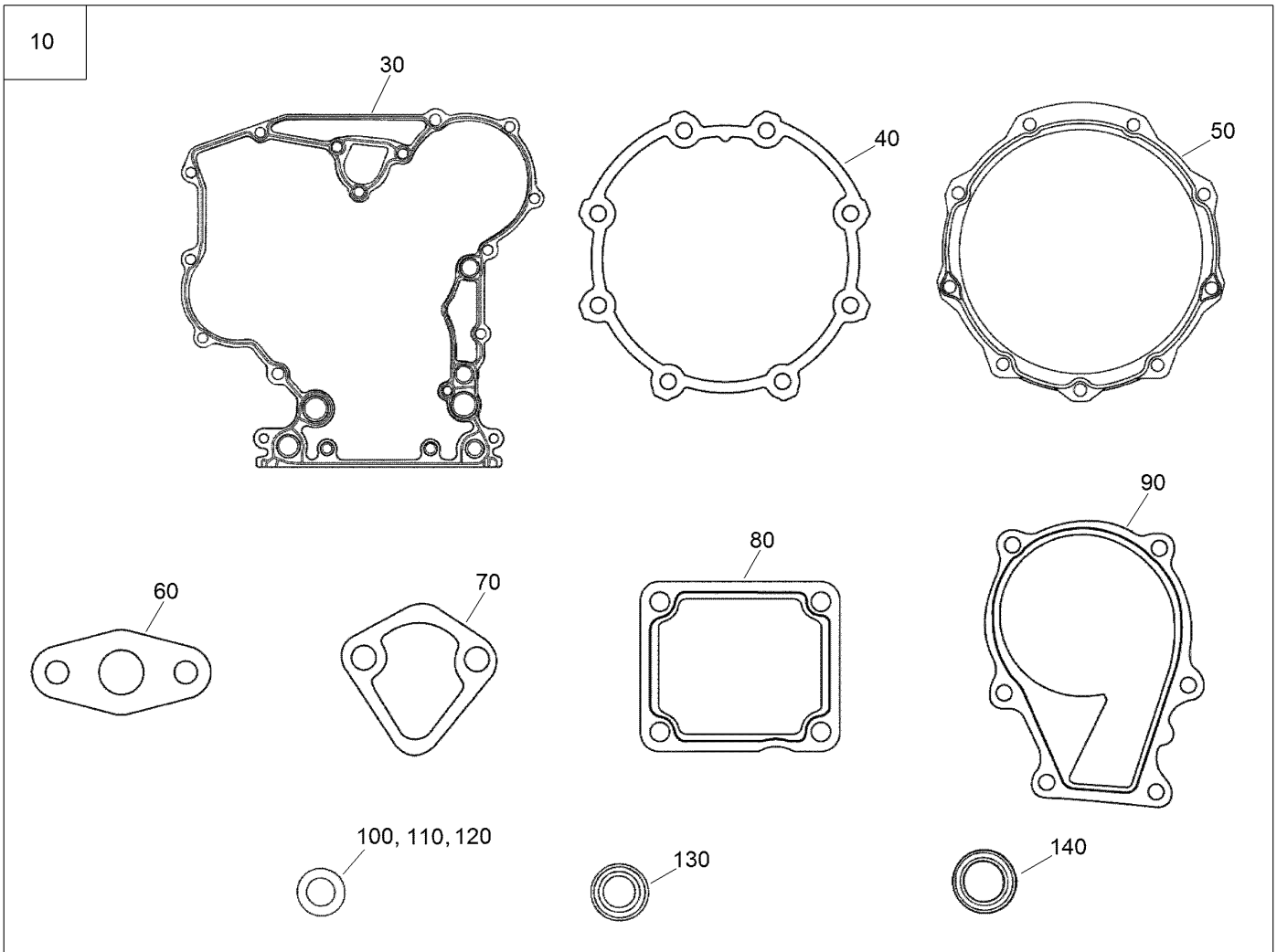
Accessories and Service Parts

<i>Ref.</i>	<i>Part Number</i>	<i>Qty.</i>	<i>Description</i>
10	130-1543	1	Manual-Operator



Upper Gasket Kit

<i>Ref.</i>	<i>Part Number</i>	<i>Qty.</i>	<i>Description</i>
10	117-8833	1	Upper Gasket Kit
20	108-6573	1	Gasket-Head, Cylinder
30	117-8806	1	Gasket-Cover, Head
40	98-9609	1	Gasket-Manifold, Inlet
50	99-8343	1	Gasket-Muffler
60	99-8327	1	Gasket-Manifold, Exhaust
70	98-9638	1	Gasket-Flange, Water
80	105-3748	1	Gasket-Thermostat
90	98-7677	3	Seal-Heat
100	99-3446	2	O-Ring
110	98-7676	3	Gasket
120	99-8385	6	Seal-Stem, Valve



Lower Gasket Kit

Ref.	Part Number	Qty.	Description
10	117-8834	1	Lower Gasket Kit
30	117-8835	1	Gasket-Case, Gear
40	131-6554	1	Gasket-Case, Bearing
50	112-7037	1	Gasket-Cover, Case
60	98-9682	1	Gasket
70	117-7562	1	Gasket-Pump, Fuel
80	98-9637	1	Gasket
90	99-3454	1	Gasket-Pump, Water
100	98-7654	6	Gasket
110	98-7524	1	Gasket
120	110-9715	1	Gasket-Pan, Oil
130	98-9482	1	Seal-Oil
140	112-0180	1	Seal-Oil

Attachments and Accessories

For 22328 TX 1000 Wide Track Compact Utility Loader

Product Name	Model/Part
Standard Bucket	22340
Adjustable Forks	22341
High Volume Bucket	22342
Loose Materials Bucket	22410
48in Hydraulic Blade	22414
Bore Drive Head	22420
Rod and Reamer	22421
Multi-Purpose Tool	22423
Direct Drive Power Box Rake	22426
Stump Grinder	22429
Tree Forks	22438
Cement Bowl	22442
40in Tiller	22445
Snowthrower.....	22456
Crumber Kit	22464
Trench Filler.....	22472
High-Torque Trencher Head	22473
High-Speed Trencher Head	22474
Narrow Bucket.....	22520
Grapple Rake	22521
Auger Head	22805
Universal Swivel Auger Head	22806
18in Auger Bit	22814
24in Auger Bit	22815
30in Auger Bit	22816
12in Auger Bit Extension	22818
24in Auger Bit Extension	22819
6in Full-Flight Auger Bit	22820
9in Full-Flight Auger Bit	22821
12in Full-Flight Auger Bit.....	22822
15in Full-Flight Auger Bit.....	22823
Vibratory Plow	22911
Soil Cultivator	23102
Concrete Breaker	23135
Leveler.....	23165



Count on it.