

<b>Material No:</b>	3402-633	<b>Rev:</b>	A	<b>Release/Change Authorization Number :</b>	5111400
<b>Description:</b>	MANUAL-PARTS [02750:EN]			<b>Issue Date :</b>	26/01/16
<b>HAYTER</b>  <b>General Document</b>	<b>Supersedes :</b>				
	<b>Superseded By :</b>				
	<b>Created By :</b>				TH
	<b>Scale :</b>				NONE
<small>THIS UNPUBLISHED DOCUMENT CONTAINS HAYTER CONFIDENTIAL AND PROPRIETARY INFORMATION. IT MAY NOT BE WHOLLY OR PARTIALLY COPIED, DISCLOSED TO OTHERS, OR USED FOR ANY PURPOSE WITHOUT WRITTEN PERMISSION FROM HAYTER. IF PUBLICATION OCCURS, THE FOLLOWING NOTICE APPLIES: © HAYTER ALL RIGHTS RESERVED.</small>					
<b>Reason for Revision:</b>	RELEASE TO PRODUCTION				

**CONFIDENTIAL**



**Count on it.**

**Parts Catalog**

**T4240 4WD 5-PLEX BASE UNIT**

Model No. 02750—Serial No. 316000001 and Up



# Ordering Replacement Parts

To order replacement parts, please supply the part number, the quantity, and the description of each part desired.

## Understanding Reference Numbers

Each identified part in an illustration has a reference number. The reference number for a part also appears in the parts list, along with other information about the part.

This catalog uses two special reference number formats, one to indicate parts in a service assembly and another to indicate the quantity of a given part in an illustration.

## Service Assembly Reference Numbers

Parts in service assemblies have reference numbers in the form a:b. The a represents the reference number of the entire service assembly and the b represents a sequential number unique to each part within the service assembly.

For example, a wheel assembly might be identified by reference number 6, the tire by 6:1, the valve by 6:2, and the wheel by 6:3. When you order the assembly identified by reference number 6, you receive all parts identified by reference numbers 6:1, 6:2, and 6:3. However, you may also order any part individually. Reference numbers of this type appear in illustration and in parts lists.

## Reference Numbers Indicating Quantity

In an illustration, if a reference number indicates more than one part, the reference number has the form nX y. The n represents the quantity of the part, the X is the multiplication symbol, and the y represents the reference number.

For example, in an illustration, the reference number 2X 37 means that two of the parts identified by reference number 37 are indicated.

# List of Abbreviations

**AR:** as required

**ASM:** assembly

**BBC:** blade brake control

**BHTF:** button head thread forming

**CARR:** carriage

**CCW:** counter clockwise

**CW:** clockwise

**DEG:** degrees

**DPA:** Dual Point Adjustment

**ECM:** electronic control module

**EXT:** external

**FH:** flat head

**GA:** gauge

**HD:** heavy-duty

**HF:** hex flange

**HH:** hex head

**HHF:** hex head flange

**HHFTF:** hex head flange thread forming

**HJ:** hex jam

**HLH:** hex lag head

**HOC:** height-of-cut

**HSBH:** hex socket button head

**HSFH:** hex socket flat head

**HSH:** hex socket head

**HWH:** hex washer head

**HWHTF:** hex washer head thread forming

**HYD:** hydraulic

**LH:** left hand

**LP:** Liquid Propane

**NI:** nylon insert

**NPTF:** national pipe thread fine

**PFH:** phillips flat head

**PPH:** phillips pan head

**PPHTF:** phillips pan head thread forming

**PRH:** phillips round head

**PTH:** phillips truss head

**PTO:** power-take-off

**RH:** right hand

**ROPS:** roll-over protection system

**RRB:** rear roller brush

**SFH:** slotted fillister head

**SHH:** slotted hex head

**SHWH:** slotted hex washer head

**SPH:** slotted pan head

**SQH:** square head

**SRH:** slotted round head

**STD:** standard

**TAP:** self tapping

**TTH:** torx truss head



# CONTENTS

## GENERAL ASSEMBLIES

Chassis	6 - 7
Front Wheels & Footsteps	8 - 9
Battery / Hour meter	10 - 11
Engine Mounted Components	12 - 15
Oil Cooler / Radiator Assembly	16 - 17
Rear Axle Assembly	18 - 21
Operator Seat Assembly	22 - 25
Control Pedals	26 - 29
Fuel Tank Assembly	30 - 31
Engine Cover / Side Screen	32 - 33
Front Arms Assembly	34 - 37
Centre Arm	38 - 41
Wing Arms	42 - 45
ROPS Assembly	46 - 47

## ENGINE - KUBOTA V2203

Crankcase ASM	48
Oil Pan	49
Cylinder Head ASM	50
Gear Case & Oil Filter ASM	51
Cylinder Head Cover ASM	52
Camshaft & Idler Gear Shaft ASM	53
Main Bearing Case ASM	54 - 55
Piston & Crankshaft ASM	56 - 57
Flywheel ASM	58
Fuel Camshaft & Governor Shaft ASM	59
Idle Apparatus & Injection Pump Cover	60
Engine Stop Lever & Solenoid ASM	61
Injection Pump & Fuel Pump ASM	62
Governor ASM	63
Speed Control Plate ASM	64
Nozzle Holder & Glow Plug ASM	65
Fuel Filter ASM	66
Reserve Tank ASM	67
Alternator & Pulley ASM	68 - 69
Alternator Components	70 - 71
Starter Component ASM	72 - 73
Starter ASM	74
Water Flange & Thermostat ASM	75
Water Pump ASM	76
Valve & Rocker Arm ASM	77
Intake & Exhaust Manifold ASM	78
Misc Engine Parts	79

# CONTENTS

## HYDRAULICS

Hydraulic Circuit - Transmission	80 - 83
Hydraulic Circuit - Rear Transmission	84 - 85
Hydraulic Circuit - Lift / Steering	86 - 89
Hydraulic Circuit - Cutter Drive	90 - 93
Hydraulic Oil Tank Assembly	94 - 95
Lift Valve Bracket	96 - 97
Transmission Valve	98 - 99
Cutter Sub Plate / Control Valve	100 - 101
Unit 1/5 Cutter Control Valve	102 - 103

## ELECTRICS

Control Panel	104 - 107
Wiring Loom Layout	108 - 111

## CUTTERHEADS

MK3 Cutterhead	112 - 115
MK3 Cutterhead Motors	116
MK3 Grooved Front Roller Kit	117
MK3 Smooth Front Roller Kit	118
MK3 Cutterhead Floating Head Kit	119
MK3 Cutterhead Fixings	120

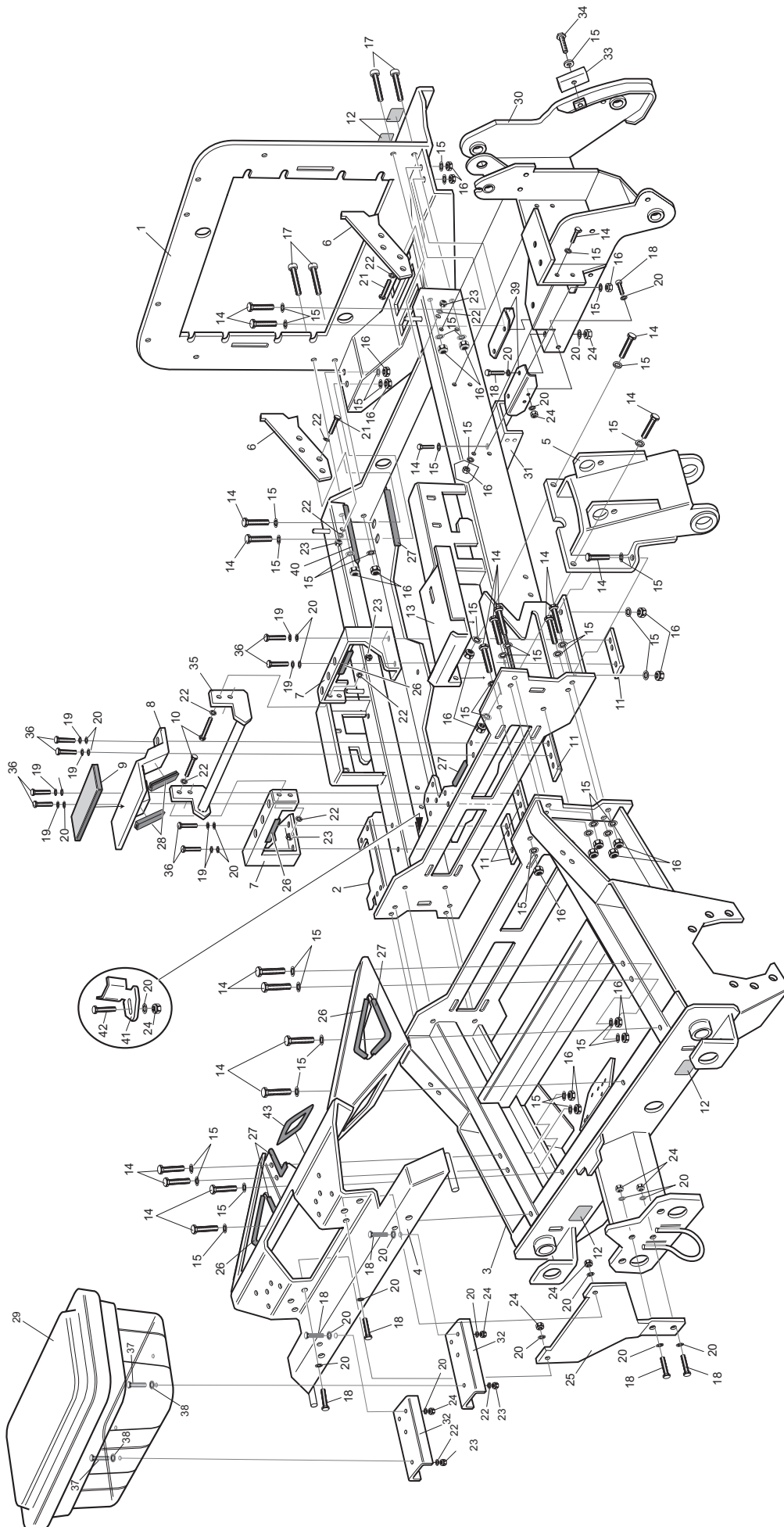
## PARTS REQUIREMENTS

Recommended Spare Parts Stock	121 - 122
-------------------------------	-----------

To order replacement parts, please supply the part number, the quantity, and the description of each part desired.

**Use only genuine spare parts, others may be dangerous and will invalidate the machine warranty.**

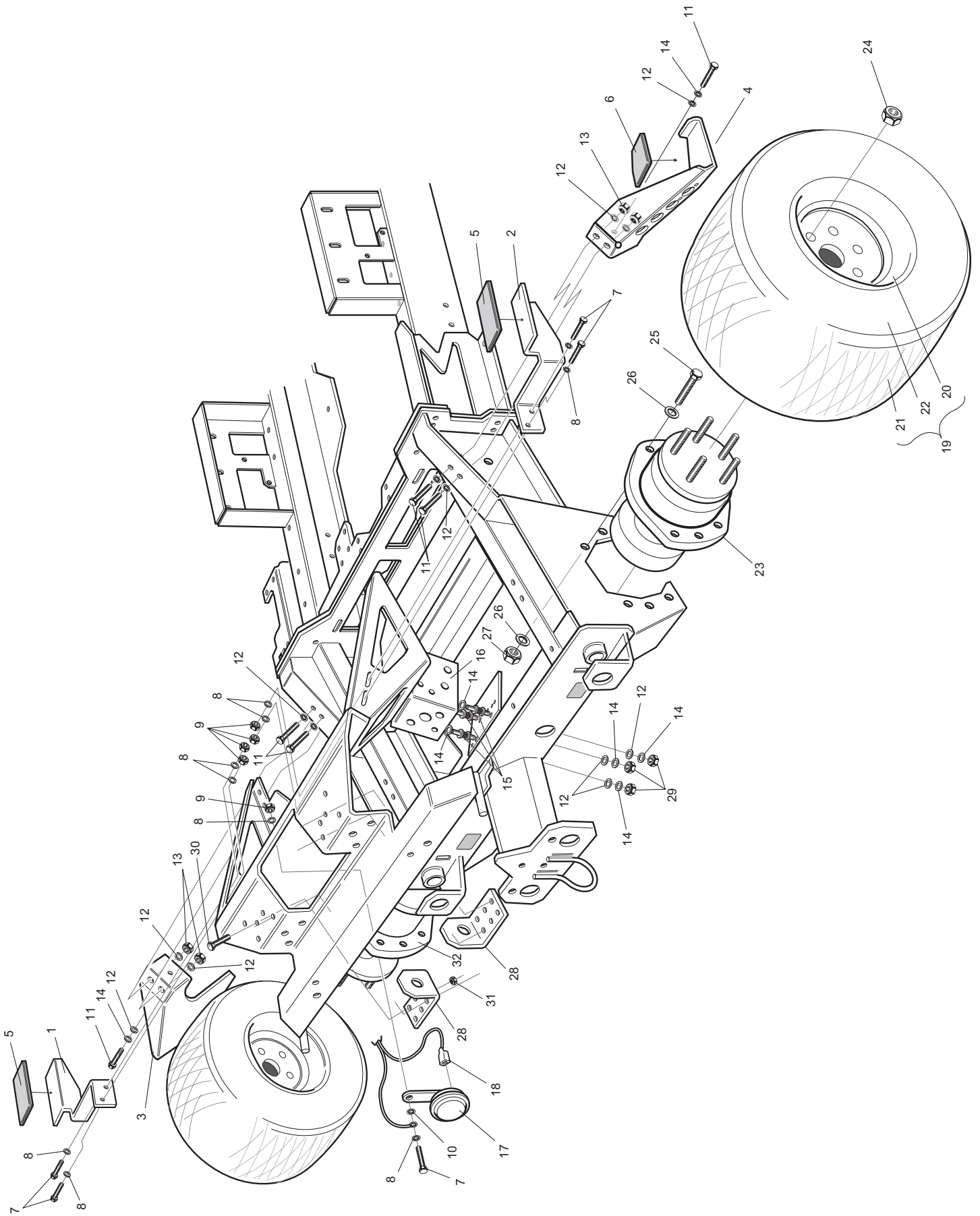
# CHASSIS



## CHASSIS

Item No.	Description	Part No.	Qty	Item Note
1	Chassis - Rear W/A	994230W	1	
2	Chassis - Centre W/A	953100W	1	
3	Chassis - Front W/A	924195W	1	
4	Roller Plate W/A	922130W	1	
5	Bracket - Centre Head	910440W	1	
6	Bulkhead Stay	953114W	2	
7	Bracket - Platform Support W/A	924170W	2	
8	Seat Support - Front	910493W	1	
9	Rubber Seat Support - Front	910944	1	
10	Setscrew M8*30	09369	4	
11	Plate - Securing	924141	4	
12	Decal - Jacking Point	70-13-072	4	
13	Tray - Battery	910447W	1	
14	Bolt - Hex Hd M12*35	09551	40	
15	Washer - Plain M12	Hy09485	5	
16	Nut Nyloc M12	ZNN1L000U	42	
17	Screw Soc Hd Button M12*35	09419	4	
18	Setscrew M10*30	09392	16	
19	Washer Spring M10	09480	8	
20	Washer Plain M10	09479	41	
21	Setscrew M8*25	03162	4	
22	Washer Plain M8	09475	20	
23	Nut Nyloc M8	09441	12	
24	Nut Nyloc M10	09447	17	
25	Plate - Chassis Brace	924150W	1	
26	Edging Strip	50-08-001	4	X 0.15M
27	Edging Strip	50-08-001	7	X 0.18M
28	Edging Strip	50-08-001	2	X 0.10M
29	Toolbox	950892	1	
30	Arm Pivot W/A Lh	953125W	1	
31	Arm Pivot W/A Rh	953130W	1	Not Illustrated
32	Bracket - Toolbox Support	953163W	2	
33	Bar - Brake Release	950348	2	
34	Setscrew M12*40	ZDH1L040U	2	
35	Bar - Latching W/A	924187W	1	
36	Setscrew M10*25	09395	8	
37	Screw - Socket Button M8*25	ZHS1H025U	4	
38	Washer - Large M8	09270	4	
39	Joint - Wing Arm Bracket	953136W	2	
40	Edging Strip	50-08-001	2	X 0.15M
41	Bracket - Hose Guide	953116	1	
42	Bolt - Coach M10*25	15-11-003	1	
43	Edging Strip	50-08-001	1	X 0.6M
44	Rivet M8 Blind Bush 5Mm	924423	1	Not Shown
45	Decal Tyre Pressures	950832	1	Not Shown
46	Decal Crush Hazard	953829	2	Not Shown

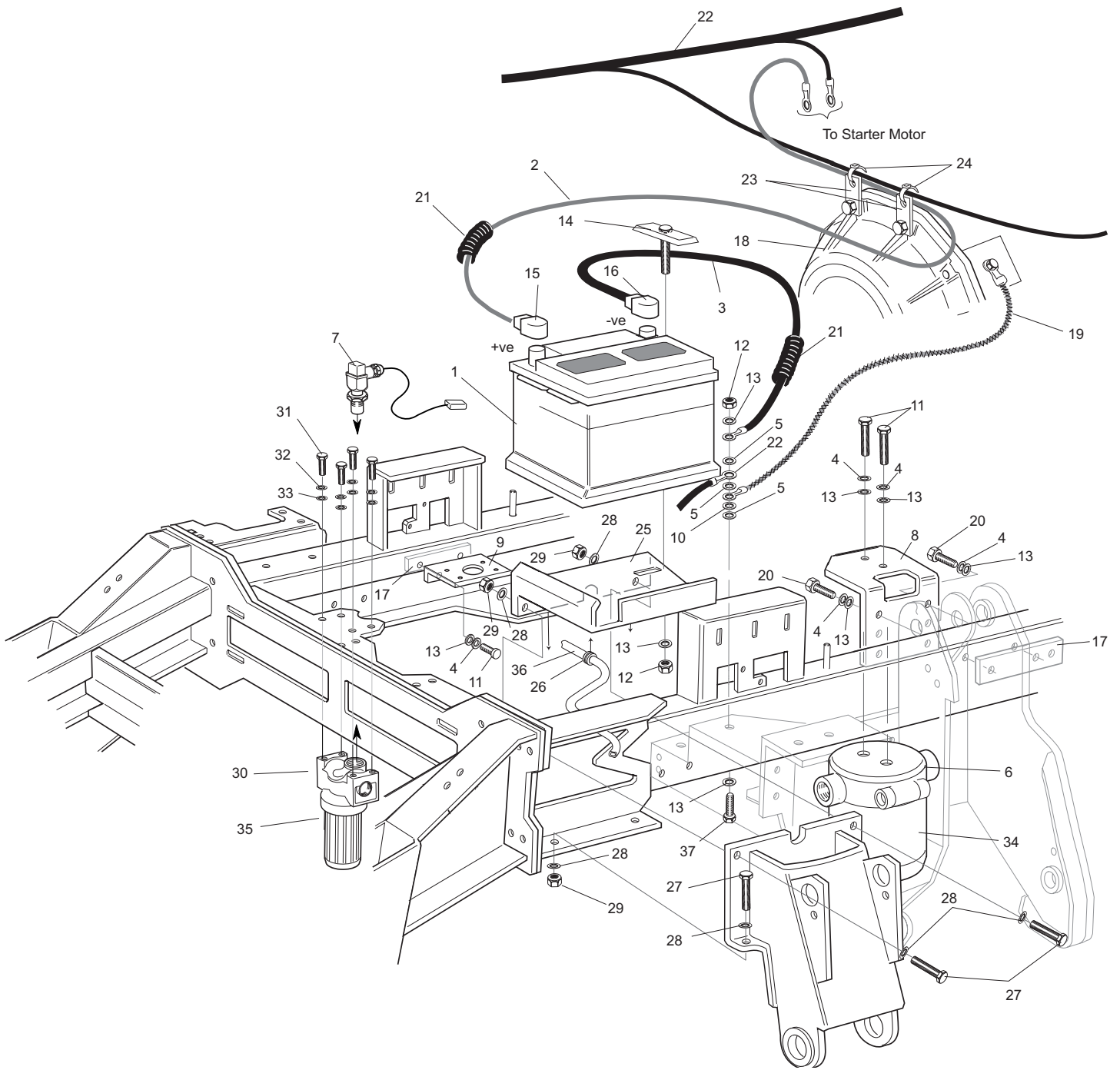
# FRONT WHEELS AND FOOTSTEPS



## FRONT WHEELS AND FOOTSTEPS

Item No.	Description	Part No.	Qty	Item Note
1	Plate - Footstep Rh	910462W	1	
2	Plate - Footstep Lh	910463W	1	
3	Plate - Mudflap	922111W	1	
4	Plate - Footstep Rear Lh	922110W	1	
5	Rubber - Footstep	910946	2	
6	Tape - Anti-Slip	70-07-067	1	X 0.5Ft
7	Setscrew M8*25	03162	5	
8	Washer Plain M8	09475	10	
9	Nut - Nyloc M8	09441	5	
10	Washer Shakeproof M8	09476	1	
11	Setscrew M10*30	09392	6	
12	Washer Plain M10	09479	13	
13	Nut - Nyloc M10	09447	4	
14	Washer Spring M10	09480	8	
15	Isomount Transmission	74-07-041	4	
16	Manifold Front Transmission	953683	1	
17	Horn	70-09-108	1	
18	Wiring Loom	111-0191	1	
19	Wheel Assembly - Front 4 Ply - White	111-6878	2	Incs Items 20, 21 & 22
20	Rim - Wheel 10.5*12" - White	111-6879	2	
21	Tube - Inner	74-07-012	2	
22	Tyre - 26*12*12	74-07-027	2	
23	Motor - Front Wheel Lh	953682	1	
24	Nut - Wheel M14*1.5	74-07-016	10	
25	Bolt - M14*50	09686	12	
26	Washer - Plain M14	09488	24	
27	Nut - Nyloc M14	09540	12	
28	Plate - Platform Pivot	910449W	2	
29	Nut - Plain M10	09449	3	
30	Durlock M10*20	63-11-018	6	
31	Nut - M10 Flanged (12.9)	63-11-015	6	
32	Motor - Front Wheel Rh	953686	1	

# BATTERY



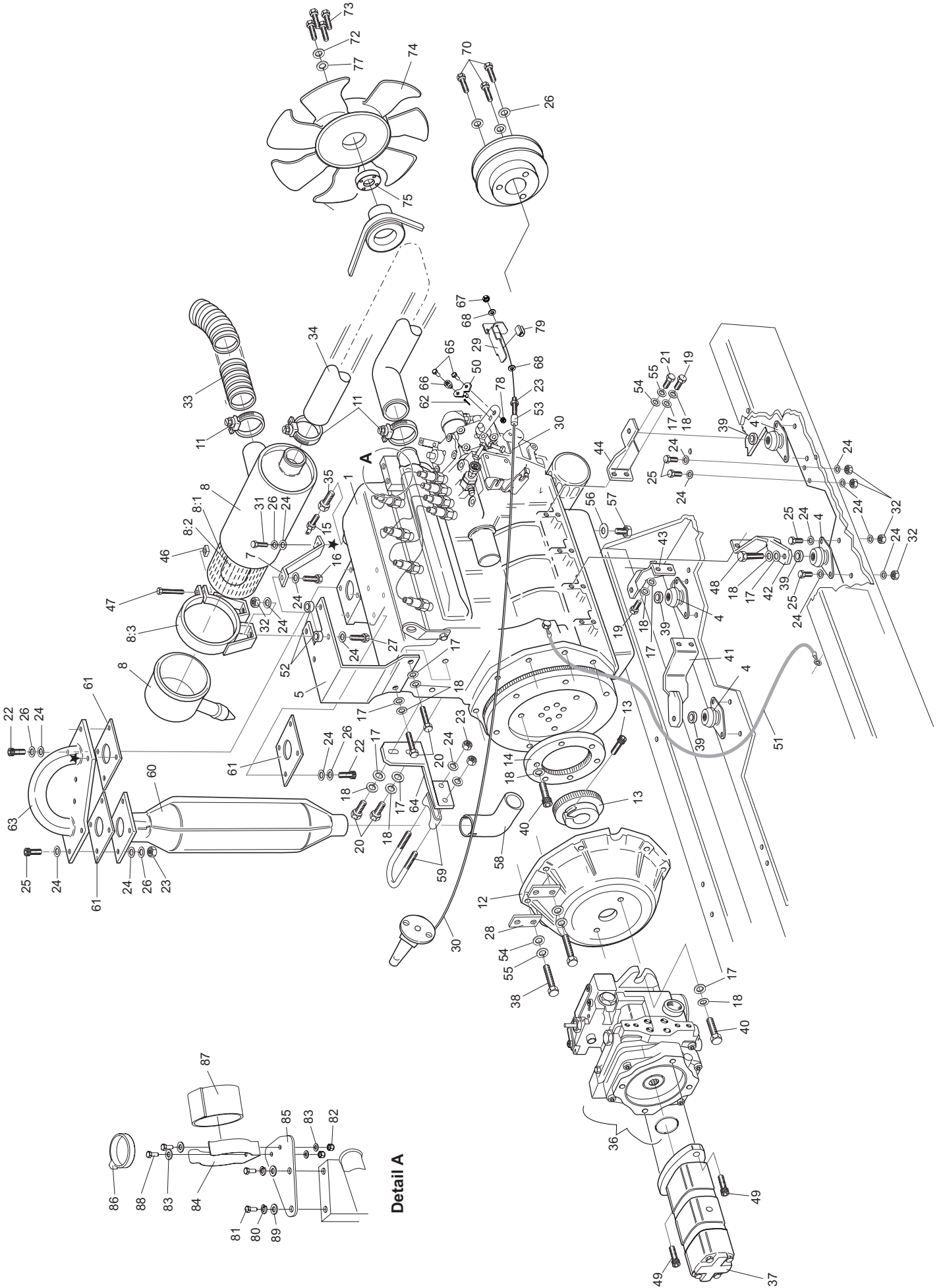


## BATTERY

Item No.	Description	Part No.	Qty	Item Note
1	Battery 065	70-09-015	1	
2	Cable - Battery +Ve	70-09-173	1	
3	Cable Battery -Ve	70-09-173	1	
4	Washer Spring M6	09474	6	
5	Washer Shakerproof	09476	3	
6	Filter Return	111-7508	1	Incs Item 34
7	Differential Indicator	924710	1	
8	Bracket - Oil Filter	924449W	1	
9	Plate Cetop Bracket	953190W	1	
10	Nut Hex M8	ZNH1H000U	1	
11	Setscrew M8*25	03162	4	
12	Nut Nyloc M8	09441	2	
13	Washer Plain M8	09475	9	
14	Battery Retainer W/A	70-01-340	1	
15	Terminal Qr +Ve	70-09-171	1	
16	Terminal Qr -Ve	70-09-172	1	
17	Plate Securing	924407	2	
18	Flywheel Housing Engine	994880	1	
19	Cable Earth	70-09-023	1	
20	Setscrew So0c Button M8*25	ZHS1H025U	2	
21	Convuluted Tube	70-09-081	2	X 1.3M
22	Harness - Wiring	111-0752	1	
23	Bracket - Loom Tie	74-01-327	2	
24	Tie Cable	74-07-020	2	
25	Plate - Battery Tray	910447W	1	
26	Grommet 30 O/D	74-07-019	1	
27	Bolt Hex Hd M12*35	09551	4	
28	Washer Plain M12	Hy09485	8	
29	Nut Nyloc M12	ZNN1L000U	4	
30	Pressure Filter	924708	1	Incs Item 35
31	Setscrew M6*12	09361	4	
32	Washer Spring M6	09474	4	
33	Washer Plain M6	09472	4	
34	Element Return Filter	924692	1	
35	Element Pressure Filter	924709	1	
36	Hose ¼" Bsp Assembly	953650	1	1,320 mm Lg
37	Setscrew M8*50	09370	1	



# ENGINE MOUNTED COMPONENTS

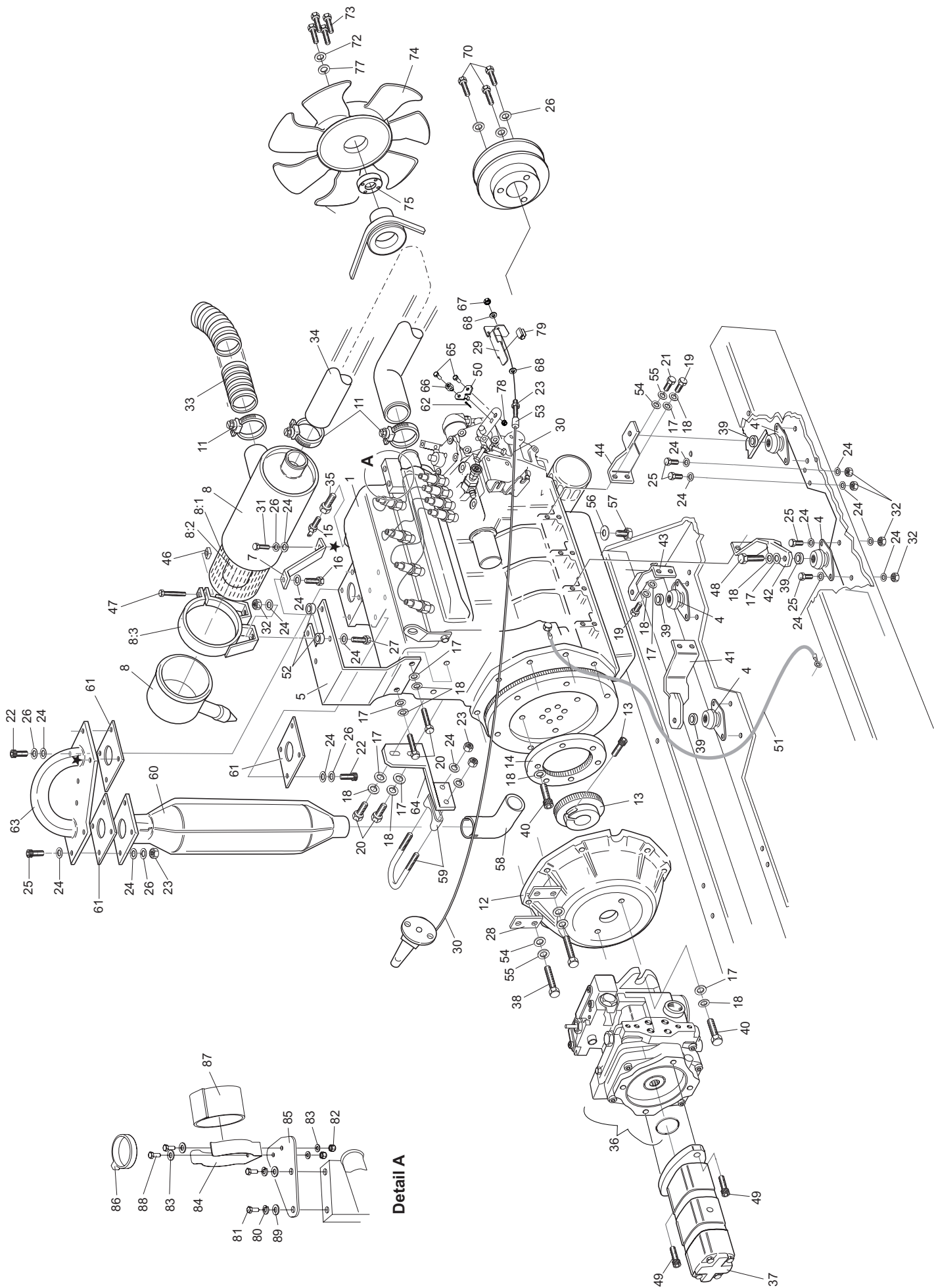


Detail A

## ENGINE MOUNTED COMPONENTS

Item No.	Description	Part No.	Qty	Item Note
1	Engine Kubota V2203	111-2161	1	
4	Iso-Mount Engine	70-07-034	4	
5	Air Cleaner Bracket	111-4990-03	1	
7	Stay - Air Cleaner Bracket	950429W	1	
8	Air Cleaner Assembly Incls.	111-5014	1	
8:1	Filter Element - Air Cleaner	111-5015	1	
8:2	Safety Element - Air Cleaner	111-5016	1	
8:3	Air Cleaner Strap	111-5017	1	
11	Clip - Jubilee (60 - 80Mm)	65-07-042	3	
12	Bell Housing Kit	994880	1	Incs Items 13 & 14
13	Flexible Coupling Inner	994882	1	
14	Flexible Coupling Outer	994883	1	
15	Temp Sender	950853	1	
16	Bolt M8*25	03162	1	
17	Washer M12 Plain	Hy09485	17	
18	Washer M12 Spring	09599	23	
19	Setscrew M12*1.25*30 Lg	70-11-017	7	
20	Setscrew M12*1.25*20 Lg	70-11-016	4	
21	Setscrew M12*1.25*25 Lg	50-11-005	1	
22	Setscrew M8*20 Lg	09369	9	
23	Nut M8 Plain	09437	8	
24	Washer M8 Plain	09475	40	
25	Setscrew M8*30	09369	12	
26	Washer M8 Spring	03469	15	
27	Bolt Coach	09548	2	
28	Bracket - Loom Tie	74-01-327	2	
29	Plate Throttle Control Bracket	994382W	1	
30	Cable Throttle	910815	1	
31	Setscrew M8*25	03162	1	
32	Nut M8 Nyloc	09441	13	
33	Tube Air Intake	70-07-052	1	0.63M
34	Air Intake Hose	111-5018	1	
35	Adaptor Temp Sender	950425	1	
36	Pump Transmission	953684	1	
36:1	Seal Kit	111-8480	1	
37	Pump Triple	953750	1	
38	Bolt M10*60	09397	2	
39	Spacer Engine T4240	953028	4	
40	Screw Soc Hd Cap M12*40	09694	8	
41	Engine Mount Front RH	953121W	1	
42	Engine Mount Front LH	953120W	1	
43	Engine Mount Rear RH	953123W	1	
44	Engine Mount Rear LH	953122W	1	
46	Nut Square M6	09436	1	
47	Setscrew M6 x 35	09645	1	

# ENGINE MOUNTED COMPONENTS

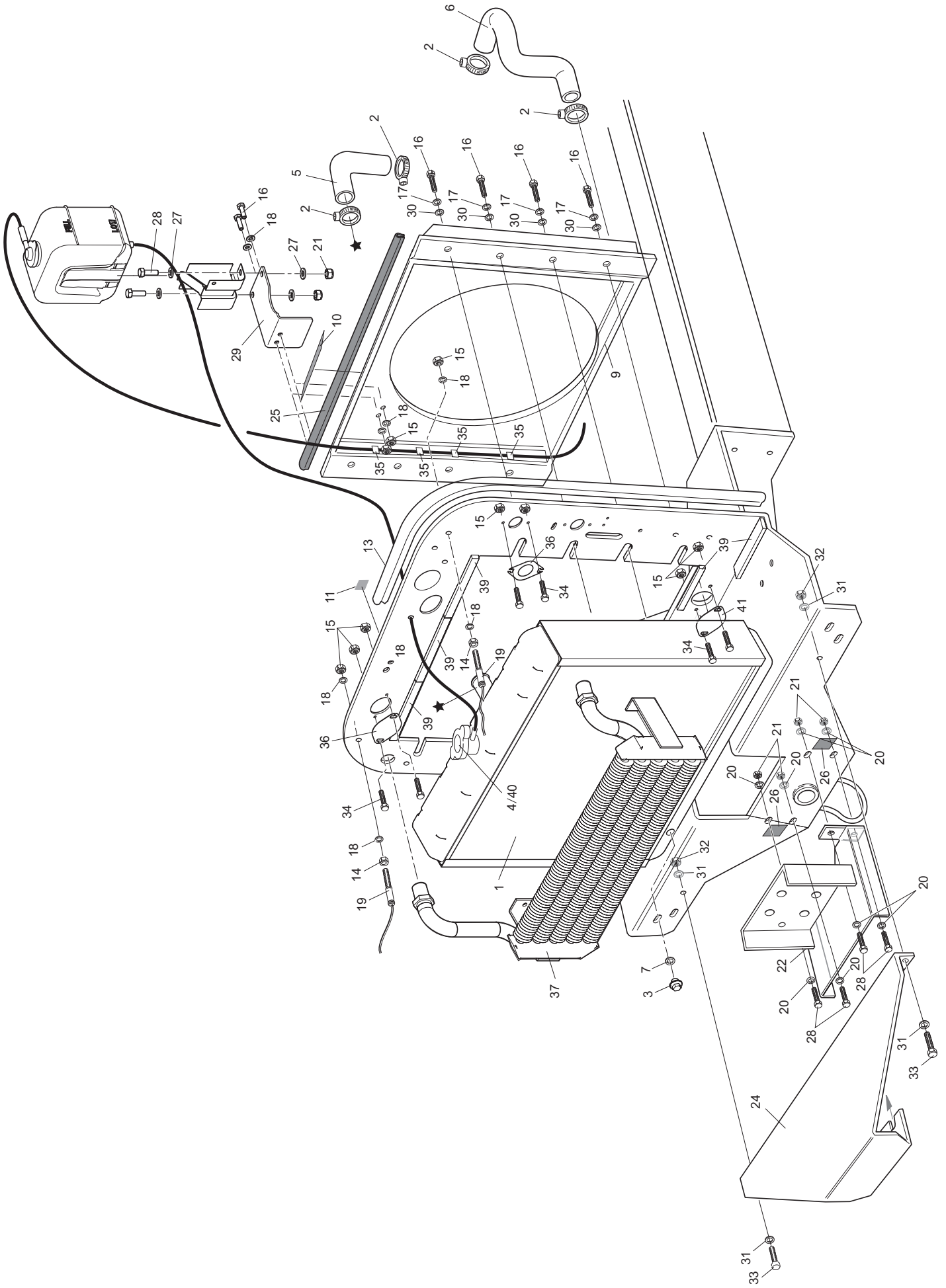


**Detail A**

## ENGINE MOUNTED COMPONENTS

Item No.	Description	Part No.	Qty	Item Note
48	Setscrew M12*50	63-11-009	4	
49	Screw Soc Hd Cap M10*30	ZCS1J030U	2	
50	Throttle Control Plate	994381	1	
51	Cable Earth	70-09-023	1	
52	Spacer 13mm	480072	2	
53	Adjustable Control	953832	1	
54	Washer M10 Plain	09479	3	
55	Washer M10 Spring	09480	3	
56	Washer Oil Drain Plug	15451-96670	1	
57	Plug Oil Drain	15707-33750	1	
58	Exhaust Tail Pipe	950415	1	
59	Exhaust Clamp 45Mm	74-07-018	1	
60	Exhaust Silencer	19077-12110	1	
61	Gasket Silencer	15471-12230	3	
62	Pin Split Dia 2.5*16	70-07-107	1	
63	Exhaust Manifold W/A	950410S	1	
64	Stay Exhaust Silencer	950408W	1	
65	Setscrew M6*16	09362	2	
66	Boss Throttle Clamp	940243	1	
67	Nut M6 Plain	09437	1	
68	Washer M6 Plain	09472	4	
70	Bolt M8*55	09565	3	
72	Washer Plain M6*12*1.6	09472	4	
73	Bolt M6*50	ZDH1F050U	4	
74	Fan	994821	1	
75	Fan Spacer	994509	1	
77	Washer Spring M6	09474	4	
78	Nut M6 Nyloc T Type	09438	1	
79	Clip Cable	219097	1	
80	Washer M8 Spring	03469	2	
81	Setscrew M8*20	09368	2	
82	Nut M5 Nyloc	09430	2	
83	Washer Plain M5	09470	4	
84	Spring Clip 76 Mm	995860	1	
85	Bracket Air Inlet Hose	111-3492-03	1	
86	Cable Tie 368*4.8"	74-07-020	1	
87	Neoprene Strip 40*3	HY910808	0.3M	
88	Setscrew M5*16	ZDH1E016U	2	
89	Washer Plain M8	ZWP1H000U	2	
90	Indicator Filter Blockage	953870	1	Not Shown

# OIL COOLER / RADIATOR ASSEMBLY

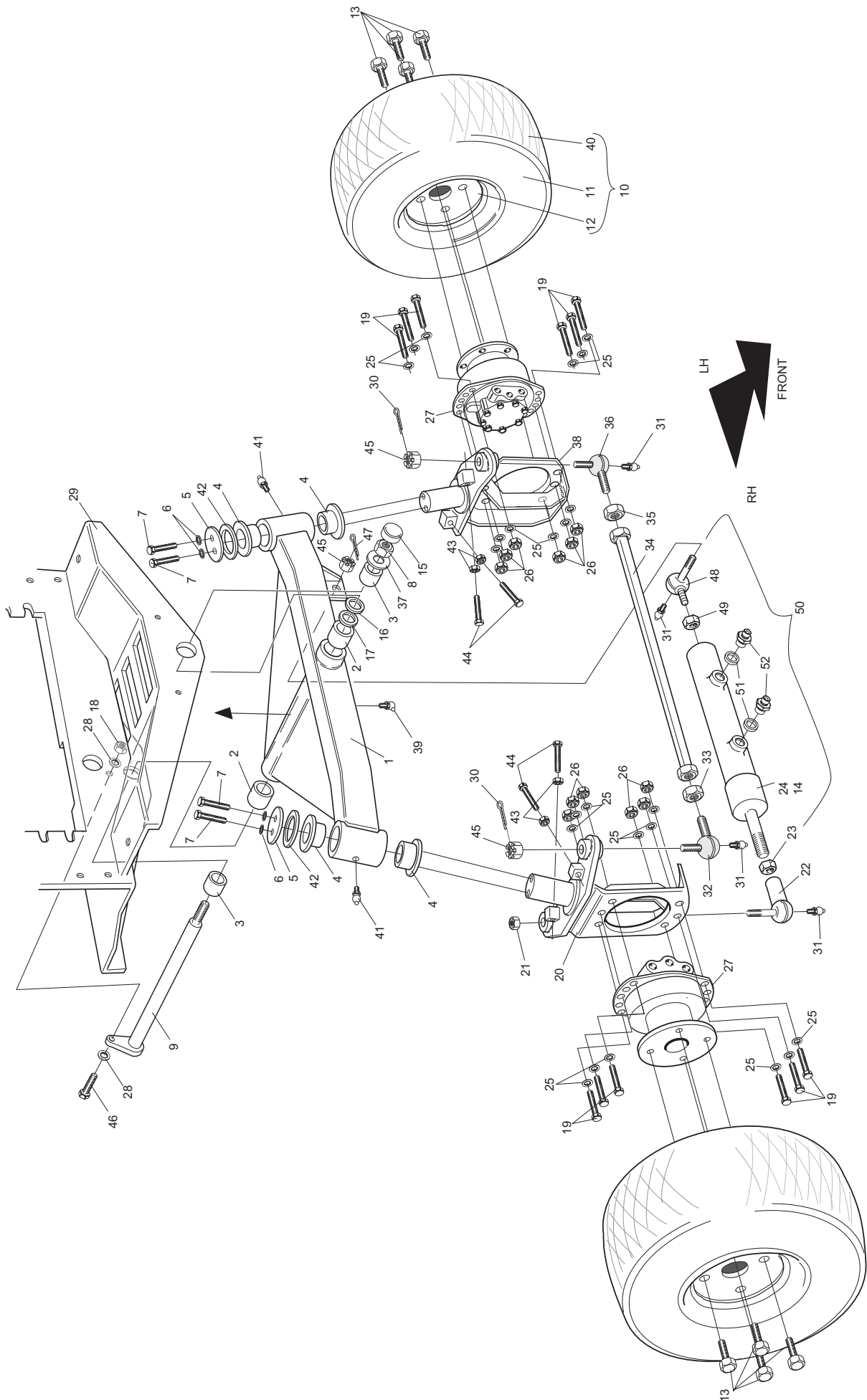


## OIL COOLER / RADIATOR ASSEMBLY

Item No.	Description	Part No.	Qty	Item Note
1	Radiator	950800	1	Incs Items 3, 7 & 8
2	Clip Jubilee	924437	4	30 - 50 Mm
3	Plug Drain	31-06-200	1	
4	Cap Radiator Filler, Bayonet	111-0698	1	Not Shown
5	Hose - Upper Radiator	70-07-150	1	
6	Hose - Lower Radiator	953805	1	
7	Sealing Washer	200134	1	
9	Cowl Fan	111-1046	1	
10	Decal Engine Fan / Radiator	70-13-073	1	
11	Decal Serial Number	-	1	
13	Draught Excluder	994808	1	1.9M
14	Nut Plain M6	09437	2	
15	Nut Nyloc M6	09438	10	
16	Setscrew M6*20	09363	10	
17	Washer Spring M6	09474	8	
18	Washer Plain Heavy M6	09472	12	
19	Cable Cover Stay	924825	2	
20	Washer Plain Heavy M8	09475	4	
21	Nut Nyloc M8	09438	2	
22	Bracket Rear Hoses	953057W	1	
24	Plate Rear Transmission Cover	950310W	1	
25	Protection Strip	111-1812	1	540 Mm
26	Decal Jacking Point	70-13-072	2	
27	Washer Plain M8	09472	4	
28	Setscrew M8*25	03162	8	
29	Bracket Coolant Tank Support	111-2997-03	1	
30	Washer Plain ¼" * 9/16"	09261	8	
31	Washer Plain M10	09479	4	
32	Nut M10 Nyloc	09447	2	
33	Setscrew M10*30	09392	2	
34	Screw Taptite M6*16 C/Sk Pozi	09545	6	
35	Clip Self Adhesive	994854	4	
36	Plate Cover Bulkhead	111-1204-03	2	
37	Oil Cooler	111-2215	1	
39	Seal Sponge 12*23*233	305119	7	
40	Cap Radiator Filler Plastic	111-0696	1	
41	Plate Cover Bulkhead	111-2998-03	1	



# REAR AXLE ASSEMBLY

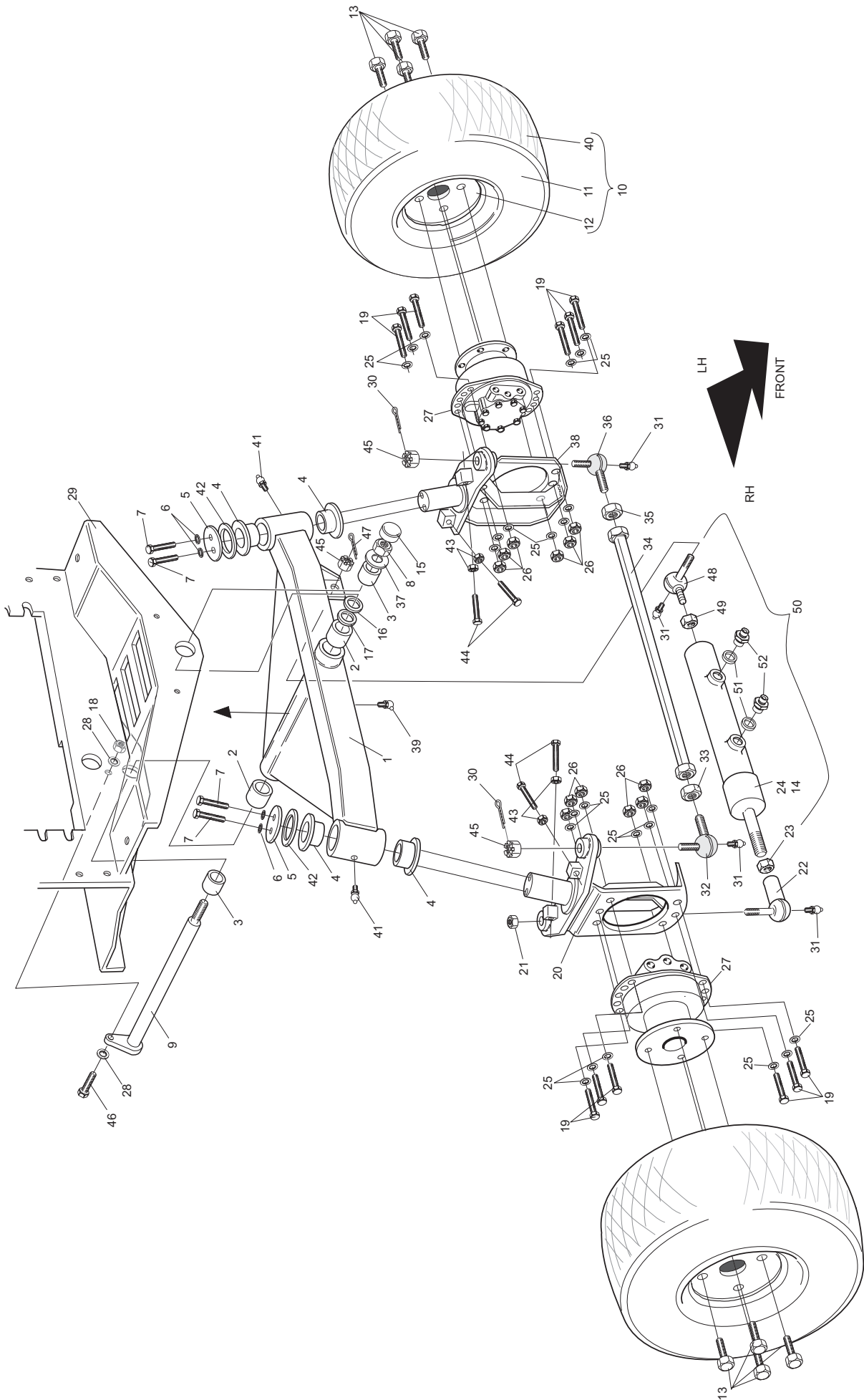


## REAR AXLE ASSEMBLY

Item No.	Description	Part No.	Qty	Item Note
1	Axle Rear W/A	950210W	1	
2	Bush 35*30*25 Lg	70-05-031	2	
3	Bush 30*34*20 Lg	65-07-051	2	
4	Bush Flanged	70-05-033	4	
5	Cap Washer	70-01-197	2	
6	Washer Spring M10	09480	4	
7	Setscrew M10*20	09391	4	
8	Nut Nyloc M24	ZNN1X000U	1	
9	Pin Axle W/A	953550	1	
10	Wheel Rear Assembly White	111-6876	2	Incs Items 11, 12 & 40
11	Tyre Dico 20*10*8 C/S	924803	2	
12	Rim Wheel 7*8" White	111-6877	2	
13	Screw Wheel	953022	8	
14	Seal Kit Steering Cylinder	70-06-090	1	Not Shown, Suits Item 24
15	Nut Cap M24	10-11-100	1	
16	Shim 48*30.5*1.0	74-07-039	1	Shim To Suit
17	Shim 48*30.5*1.5	74-07-038	1	Shim To Suit
18	Nut Nyloc M10	09447	1	
19	Bolt M14*50	-	12	
20	Yoke Steering Rh W/A	953015W	1	
21	Nut Nyloc Hex ½" Unf	09231	1	
22	Ball Joint	111-5087-03	1	
23	Thin Nut 5/8" 18 Unf	09827	1	
24	Cylinder Hydraulic Steering	924724	1	See Item 14 For Seal Kit
24:1	Seal Kit	111-4872	1	
25	Washer Plain M14	-	24	
26	Nut Nyloc M14	-	12	
27	Motor Hydraulic 190Cc	953685	2	Incs Items 15, 28 & 52
28	Washer Plain M10 Heavy	09479	2	
29	Chassis Rear W/A	994230W	1	
30	Pin Split 3*30	70-11-005	2	
31	Grease Nipple ¼"	63-11-001	4	
32	Track Rod End Rh	111-6065-03	1	
33	Nut ¾" Unf Rh Thread	70-11-002	1	
34	Track Rod W/A	950225W	1	
35	Nut ¾" Unf Lh Thread	70-11-001	1	
36	Track Rod End Lh	111-6066-03	1	
37	Washer Plain M24	09555	1	
38	Yoke Steering Lh W/A	953010W	1	
39	Grease Nipple 1/8" 45° Angle	10-11-018	1	
40	Inner Tube	72-07-068	2	
41	Grease Nipple 1/8" Bsp Straight	10-11-017	2	
42	Water Felt	70-07-149	2	
43	Nut Plain M10	09449	4	
44	Setscrew Hex Hd M10*60	09829	4	



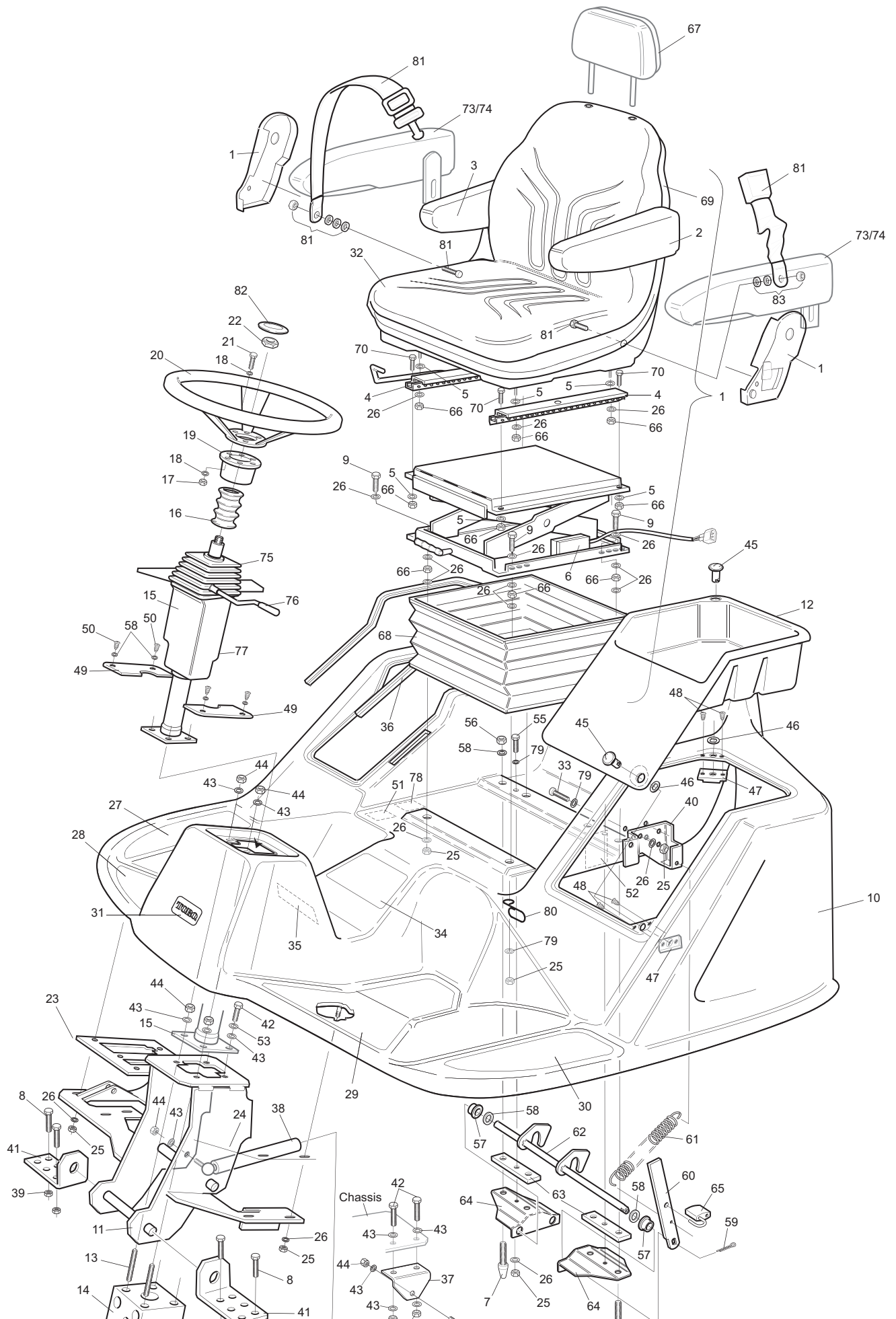
# REAR AXLE ASSEMBLY



## REAR AXLE ASSEMBLY

Item No.	Description	Part No.	Qty	Item Note
45	Nut Castle 9/16" 18 Unf	09731	3	
46	Setscrew M10*30	09392	1	
47	Pin Split 4*40	70-11-004	1	
48	Ball Joint	111-6578-03	1	
49	Thin Nut 3/4" 16 Unf	09828	1	
50	Steering Cylinder Assembly	924726	1	Incs Items 23, 24, 48 & 49
51	Seal Dowty 1/4"	10-06-030	2	
52	Adaptor 1/4" 3/8 M/M Bsp	50-06-009	2	

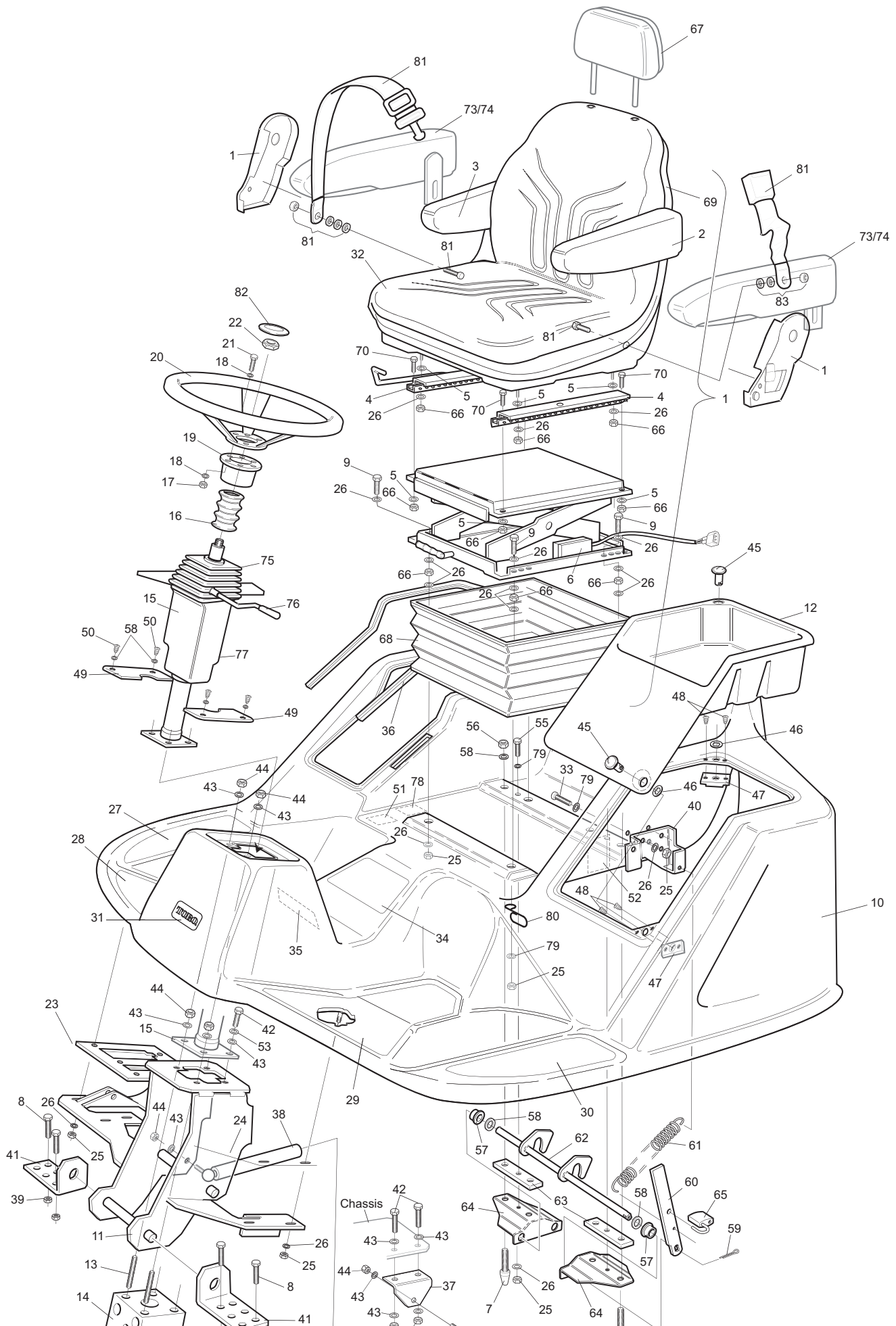
# OPERATOR SEAT ASSEMBLY



## OPERATOR SEAT ASSEMBLY

Item No.	Description	Part No.	Qty	Item Note
1	Seat Assembly Complete	111-1165	1	Incs Items 2-6, 26, 32, 66, 68-70
2	Arm Rest Lh	953822	1	
3	Arm Rest Rh	953842	1	
4	Adjusters Pair	953821	1	
5	Washer Large M8	09270	8	
6	Seat Switch And Lead	111-0410	1	
7	Bolt Platform Latching	924186	2	
8	Durlock M10*20	63-11-018	6	
9	Setscrew M8*50	09370	4	
10	Platform Assembly Operator	111-0009	1	
11	Steering Column Support	953025W	1	
12	Tool Tray	910948	1	
13	Stud M10*60	924142	2	
14	Steering Unit	111-1835-03	1	
15	Steering Column Adjustable	953800	1	
16	Bellows Seat Post	MU41223	1	Cut To 6 Rings
17	Nut Nyloc M5	09430	6	
18	Washer Plain M5	09470	12	
19	Boss Steering Wheel	111-1775-03	1	
20	Wheel Steering	70-07-152	1	
21	Setscrew M5*20	ZDH1E020U	6	
22	Nut Steering Wheel	70-11-003	1	
23	Rubber Control Pedal Mount	953883	1	
24	Rubber Diff Lock Pedal	910942	1	
25	Nut Nyloc M8	09441	15	
26	Washer Plain M8	09475	31	
27	Floor Mat Outer Rh	924903	1	
28	Floor Mat Footwell Rh	953866	1	
29	Floor Mat Footwell Lh	924900	1	
30	Floor Mat Outer Lh	924902	1	
31	Decal Toro Logo	Hy67-1300	1	Polydome
32	Seat Cushion	111-0515	2	
33	Screw M8*25 Soc Hd Button	ZHS1H025U	3	
34	Decal Diff Lock/Control Pedal	953876	1	
35	Decal Warning Incline	111-8098	1	
36	Protective Strip	70-07-070	1	1.0M
37	Bracket Gas Spring	924428W	1	
38	Gas Strut	924810	1	
39	Nut M10 Flanged	63-11-015	6	
40	Bracket Handle Stop	924185W	1	
41	Plate Platform Pivot	910449W	2	
42	Setscrew M10*30	09392	4	
43	Washer Plain M10	09479	12	
44	Nut Nyloc M10	09447	8	

# OPERATOR SEAT ASSEMBLY

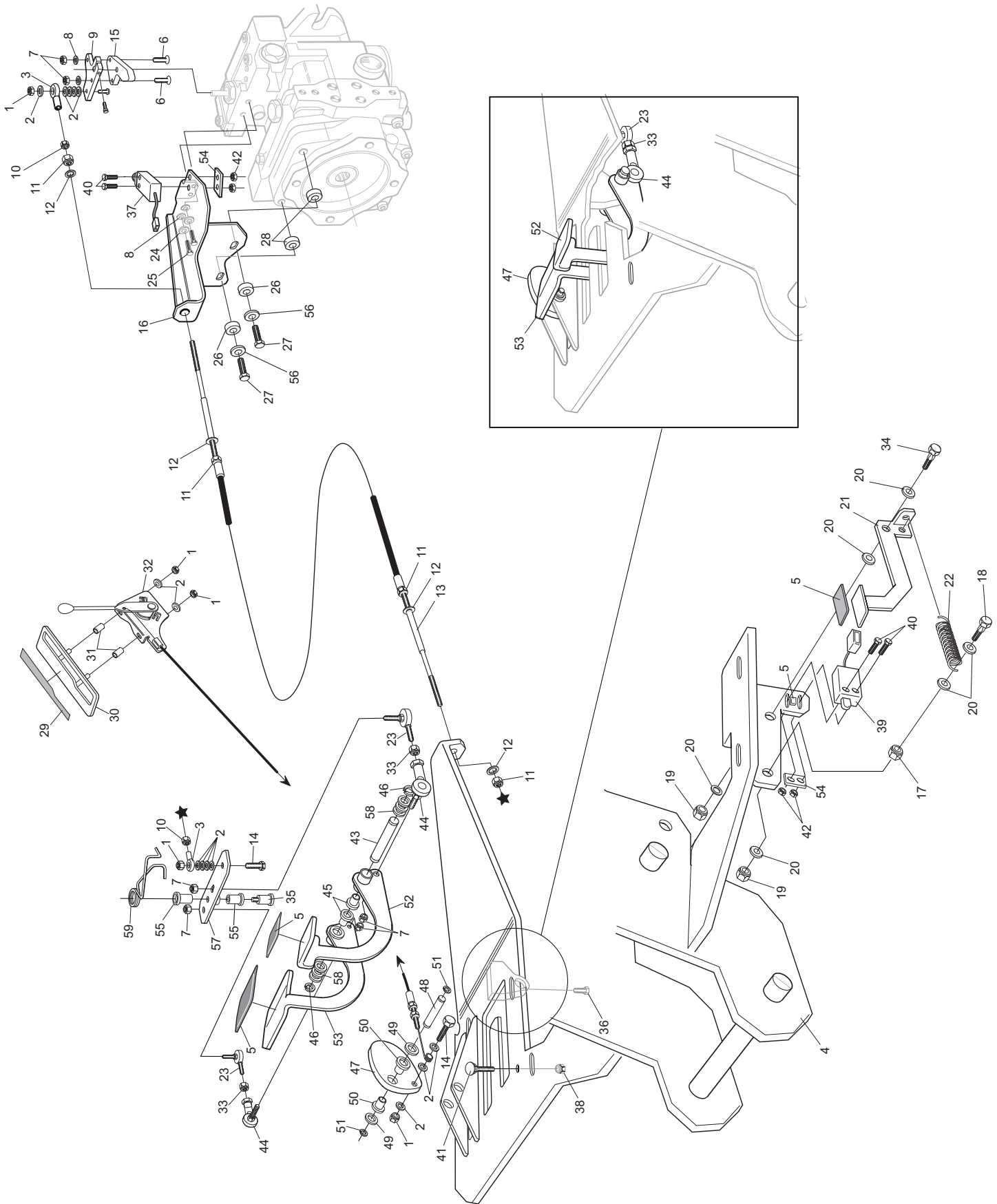


## OPERATOR SEAT ASSEMBLY

Item No.	Description	Part No.	Qty	Item Note
45	Stud Fastener 9 Mm	910849	2	
46	Washer Star 9 Mm	74-07-025	2	
47	Receptacle Fastener 9 Mm	74-07-026	2	
48	Rivet 1/8 Diameter	09752	4	
49	Sheet Steering Column	924197W	2	
50	Screw Self Tapping	09634	4	
51	Decal Prevent Damage	111-3909	2	
52	Decal Warning Platform Latch	924868	1	
53	Washer Spring M10	09480	2	
54	Insert Round Dia 55	924905	1	Not Shown
55	Setscrew M8*45	09654	2	
56	Nut M16 Nyloc	ZNN1P000U	2	
57	Bush	924192	2	
58	Washer M16 Plain	09491	4	
59	Split Pin	74-11-002	1	
60	Plate Latch Handle	924183W	1	
61	Spring Tension 79 Mm Lg	924191	1	
62	Bar Latch Carrier W/A	924180	1	
63	Pad Rubber Spacing	924190	2	
64	Bracket Latch Pivot W/A	924173W	2	
65	Padlock	924874	1	
66	Nut M8 Plain	09443	12	
67	Optional Head Rest Kit	953828	1	
68	Seat Gaiter	953820	1	
69	Seat Backrest Cushion	111-0516	1	
70	Screw Soc Hd Cap M8*15	ZCS1H016U	4	
73	Optional Longer Armrest Kit	953826	1	Incs Both Lh/Rh Armrests
74	Optional Longer/Wider Armrest	953827	1	Incs Both Lh/Rh Armrests
75	Rubber Bellows	953909	1	
76	Adjuster Handle	953901	1	
77	Steering Cover	953904	1	
78	Decal Noise	922854	1	
79	Washer 5/16*7/8*15G	09267	5	
80	Cable Guide Spring	480123	1	
81	Seat Belt	74-07-043	1	Incs Fasteners
82	Insert Round Dia 55	924905	1	



# CONTROL PEDALS

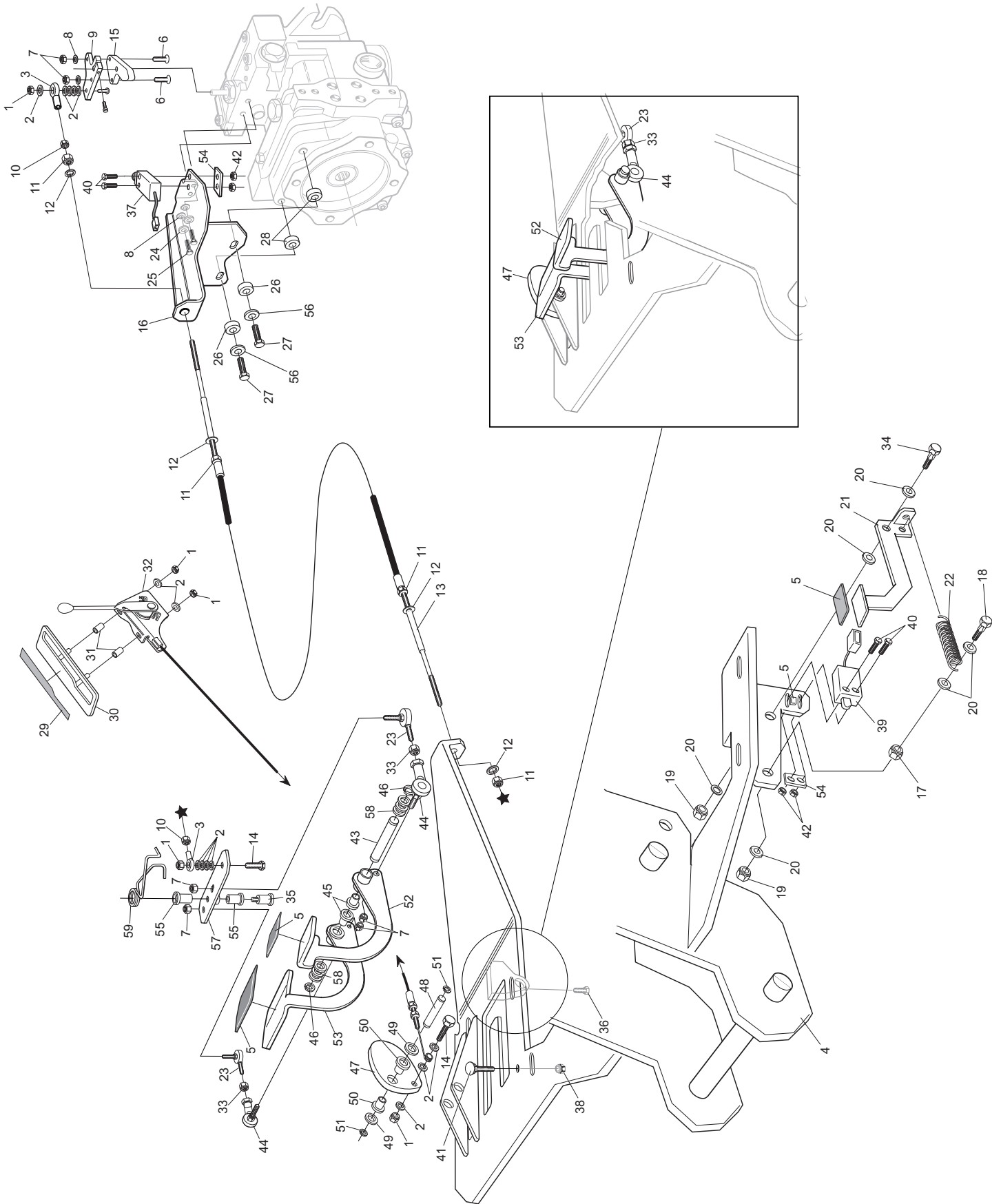


## CONTROL PEDALS

Item No.	Description	Part No.	Qty	Item Note
1	Nut Nyloc M5	09430	5	
2	Washer Plain M5	ZWP1E000U	10	
3	Rod M5 Female	953891	2	
4	Steering Column Support	953025W	1	
5	Tape Anti Slip	70-07-067	1	1 Ft
6	Screw Soc Hd Csk M6*35	ZOS1F035S	2	
7	Nut Nyloc M6	09438	6	
8	Washer Plain M6	ZWP1F000U	4	
9	Lever Pump Control	953046	1	
10	Nut Lock M5	09746	2	
11	Nut Lock M12	ZNL1L000U	4	
12	Washer M12 Shakeproof	09486	4	
13	Cable Control	111-0420	1	Incs Items 11 & 12
14	Setscrew M5*25	09806	2	
15	Pump Control Cam	953047	1	
16	Pump Control Bracket	953050W	1	
17	Nut Plain M10	09449	1	
18	Setscrew M10*35	ZDH1J035U	1	
19	Nut Nyloc M10	09447	2	
20	Washer Plain M10	09479	6	
21	Pedal Diff Lock	910238W	1	
22	Spring Extension	70-07-063	1	
23	Rod M6 Male/Male	953889	2	
24	Washer Spring M6	09474	2	
25	Setscrew M6*12	09361	2	
26	Spacer Control Bkt Outside	953054	2	
27	Bolt M10*60	09397	2	
28	Spacer Control Bkt Inner	953053	2	
29	Decal Pedal Back Stop	953877	1	
30	Pedal Stop Control	953060W	1	
31	Spacer Cable Control	953059	2	
32	Cable Control Pedal Stop	953878	1	
33	Nut Plain M6	09437	2	
34	Setscrew M10*30	09392	1	
35	Bolt Should 12*M10	ZIS8L030S	1	
36	Setscrew M6*20	09363	2	
37	Switch Neutral Assy	111-0143	1	
38	Nut Plain M8	ZNH1H000U	1	
39	Switch Limit	994860	1	
40	Screw Soc Hd M4*25 Lg	09813	4	
41	Coach Bolt M8*65	ZBK1H065U	1	
42	Nut Nyloc M4	09657	4	
43	Pin Control Pedal Ø 16	953564	1	
44	Rod M6 Male Female End	953890	1	



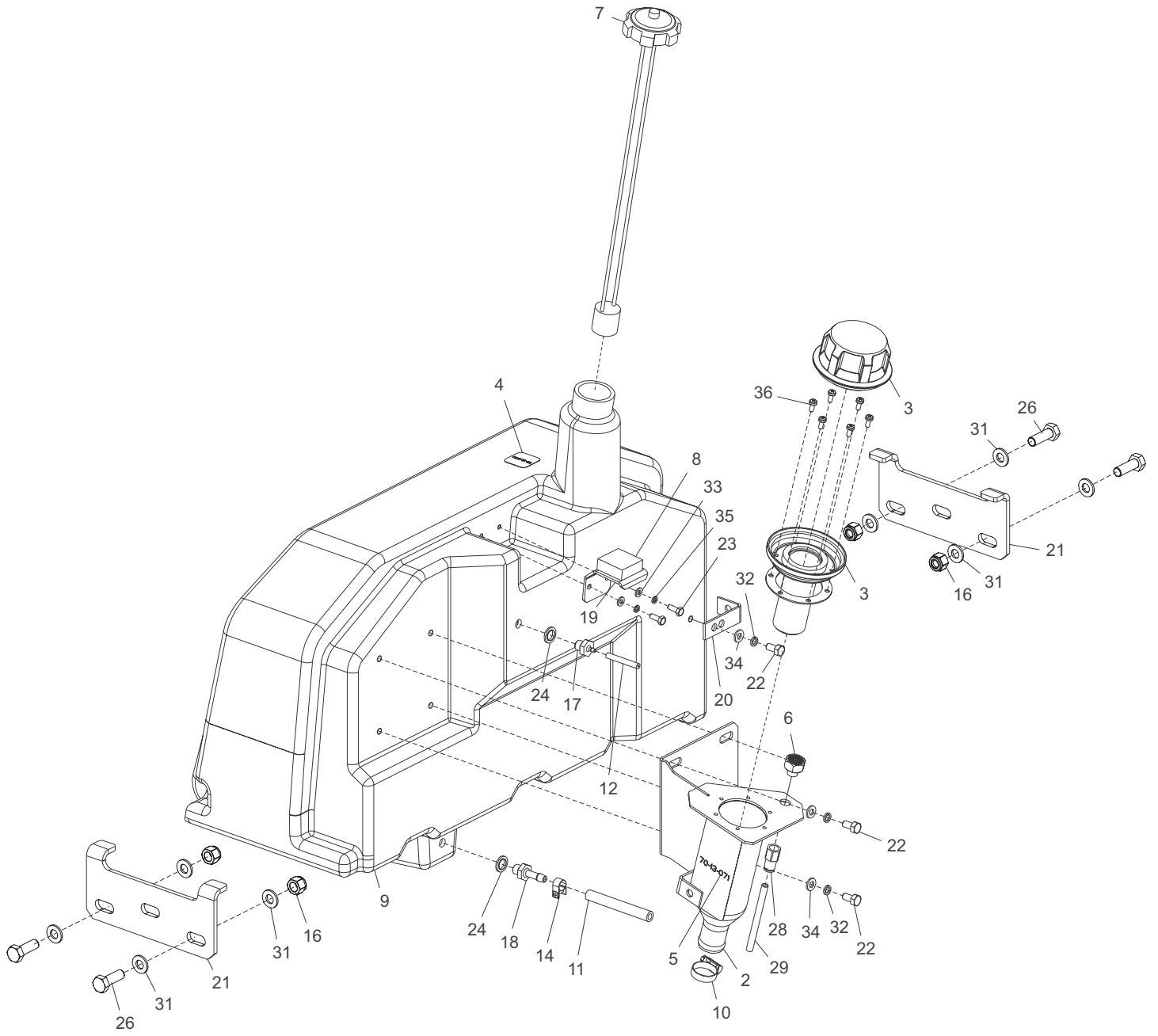
# CONTROL PEDALS



## CONTROL PEDALS

Item No.	Description	Part No.	Qty	Item Note
45	Bush Flanged	953868	2	
46	Circlip	953893	2	
47	Forward Pedal Stop Cam	953033	1	
48	Pin Stop Cam Ø 8.0	953565	1	
49	Washer Heavy	09475	2	
50	Bush Flanged Oilite	953879	2	
51	Circlip	953892	2	
52	Pedal Reverse W/A	953035	1	
53	Pedal Forward W/A	953030	1	
54	Plate Switch Clamp	940342	2	
55	Bush Flange Oilite	953903	2	
56	Washer Plain M10	09479	2	
57	Cable Lever W/A	953062W	1	
58	Washer 16.1*27	111-2495	6	
59	Spring Pedal Neutral	953882	1	

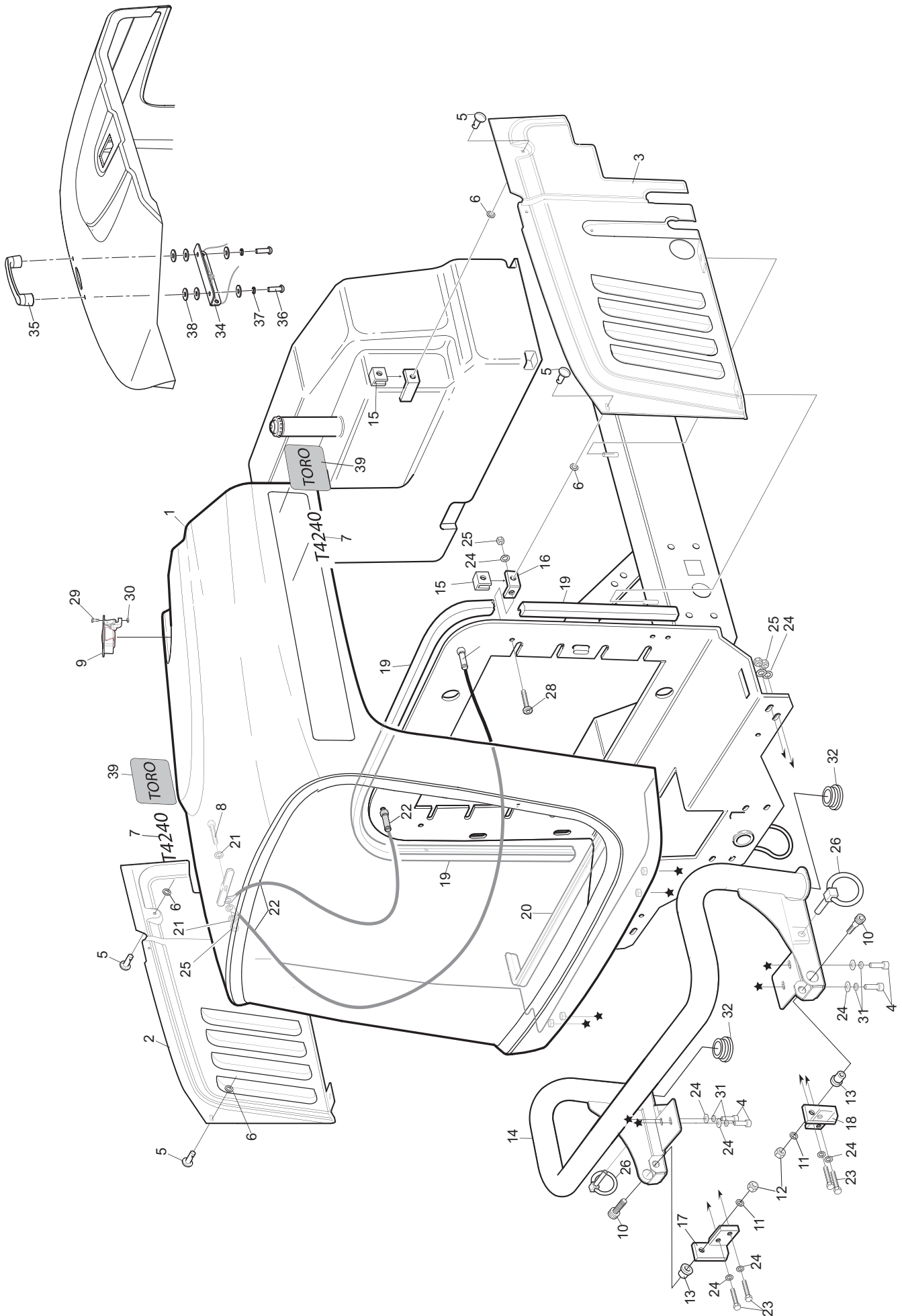
# FUEL TANK ASSEMBLY



## FUEL TANK ASSEMBLY

Item No.	Description	Part No.	Qty	Item Note
2	Bracket Oil Filler W/A	953020W	1	
3	Cap Filler Breather	Hy910601	1	
4	Decal Diesel	70-13-078	1	
5	Decal Hyd Transmission Oil	70-13-071	1	
6	Exhaust Filter M/1512 ¼"	63-06-114	1	
7	Filler Breather Gauge	HY910807	1	
8	Foam Packer	488023	1	
9	Fuel Tank Plastic	953803	1	
10	Hose Clamp Hi-Torque 30-50 Mm	10-11-034	1	
11	Hose Fuel Return	-	1	2M, Contact Kubota
12	Hose Fuel Supply	-	1	2M, Contact Kubota
14	Kubota Clip Fuel	14301-42753	1	
16	Nut M12 Nyloc	ZNN1L000U	4	
17	Pipe ¼"Bspp Fuel Return	910352	1	
18	Pipe ¼"Bspp Fuel Suction	910351	2	
19	Plate Bonnet Latch	950459	1	
20	Plate Screen Latch	950461	1	
21	Plate Tank Clamp Bracket	924154W	2	
22	Setscrew M8*16	ZDH1H016U	5	
23	Screw M6*16	09362	2	
24	Seal Dowty ¼" Bsp	10-06-030	2	
26	Setscrew M12*30	09415	4	
28	Str Stud Push in Fit 31140813	65-10-002	1	
29	Tube Black Nylon (8*5.5 I/D)	65-10-003	1	1.5M
30	Tubing Nylon Microbore	994855	1	3.15mm Dia, 0.55M Not Shown
31	Washer Plain M12	HY09485	8	
32	Washer M8 Spring	03469	5	
33	Washer Plain M6*12*1.6	09472	2	
34	Washer Plain M8	ZWP1H000U	5	
35	Washer Spring M6 Sc	09474	2	
36	Screw Pan Head M5*12 Taptite	10-11-029	6	

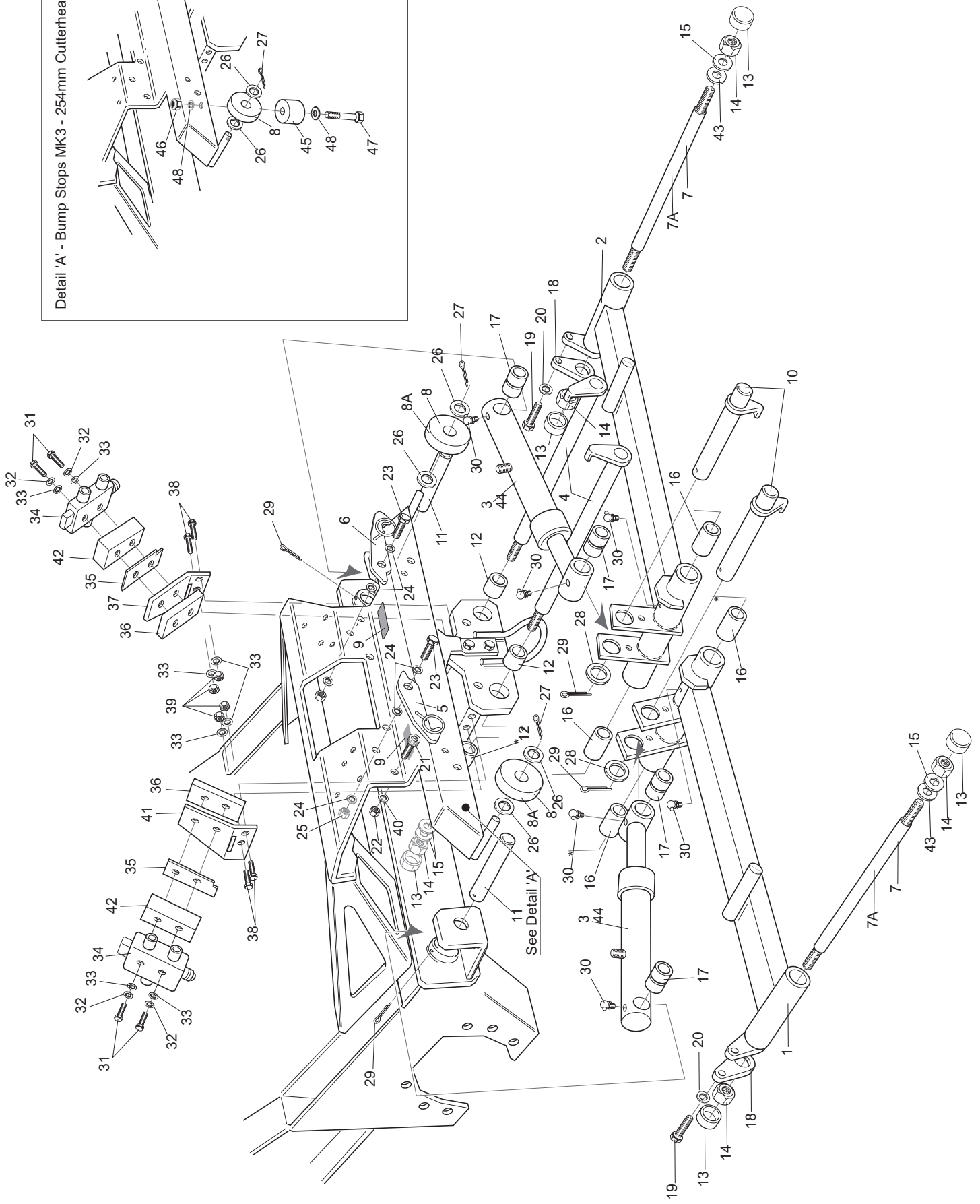
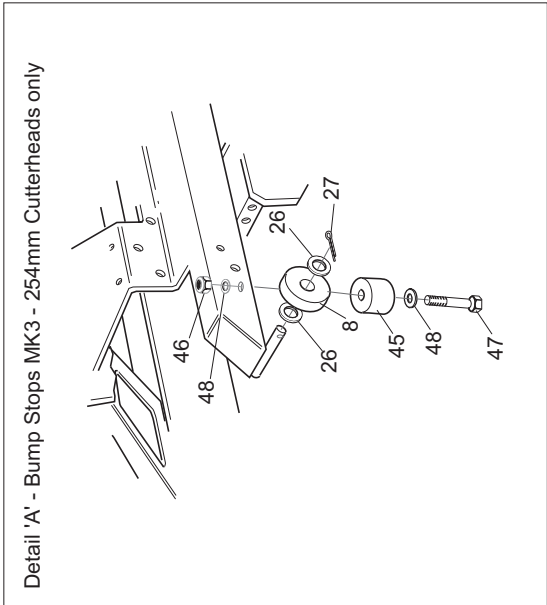
# ENGINE COVER / SIDE SCREEN



## ENGINE COVER / SIDE SCREEN

Item No.	Description	Part No.	Qty	Item Note
1	Cover Engine Grp	111-0010	1	
2	Side Screen Lh	994830	1	
3	Side Screen Rh	994835	1	
4	Screw Soc Hd Cap M8*25	ZCS18H025U	4	
5	Stud Fastener 6Mm*16	994843	4	
6	Washer Star 6Mm	910828	4	
7	Decal T4240	111-3959	2	
8	Coach Bolt M8	09548	1	
9	Latch Sealed Lever	950831	1	
10	Bolt Shoulder M10*20	ZIS1J020S	2	
11	Washer Plain M10	09479	2	
12	Nut Nyloc M10	ZNN1J000U	2	
13	Bush Nylon	924816	2	Flanged 16*12*19
14	Bullbar W/A	924466N	1	
15	Receptacle Fastener 6Mm	910818	4	
16	Plate Screen Latch	924107	2	
17	Plate Crash Frame Pivot Lh	910374W	1	
18	Plate Crash Frame Pivot Rh	910471W	1	
19	Draught Excluder	994808	2	1.9M
20	Protection Strip	70-07-070	1	0.9M
21	Washer Plain M8	ZWP1H000U	2	
22	Cable Cover Stay	924825	2	
23	Setscrew M8*25	03162	4	
24	Washer Plain M8	09475	14	
25	Nut Nyloc M8	09441	7	
26	Pin Lincsh ¼"	10-07-012	2	
27	Decal Maintenance	953812	1	Not Shown
28	Setscrew M8*20 Button Hd	ZHS1H020U	10	
29	Setscrew M6*25	09364	1	
30	Nut M6 Plain	09437	1	
31	Washer Spring M8	03469	4	
32	Insert End 50Mm	994856	2	
34	Bracket Engine Cover	111-2111-03	1	
35	Handle	486016	1	
36	Screw M8*25 Button Hd	ZHS1H025U	2	
37	Washer Spring M8	03469	2	
38	Washer 5/16	09267	6	
39	Decal Toro Logo	70-2200	1	

# FRONT ARMS ASSEMBLY

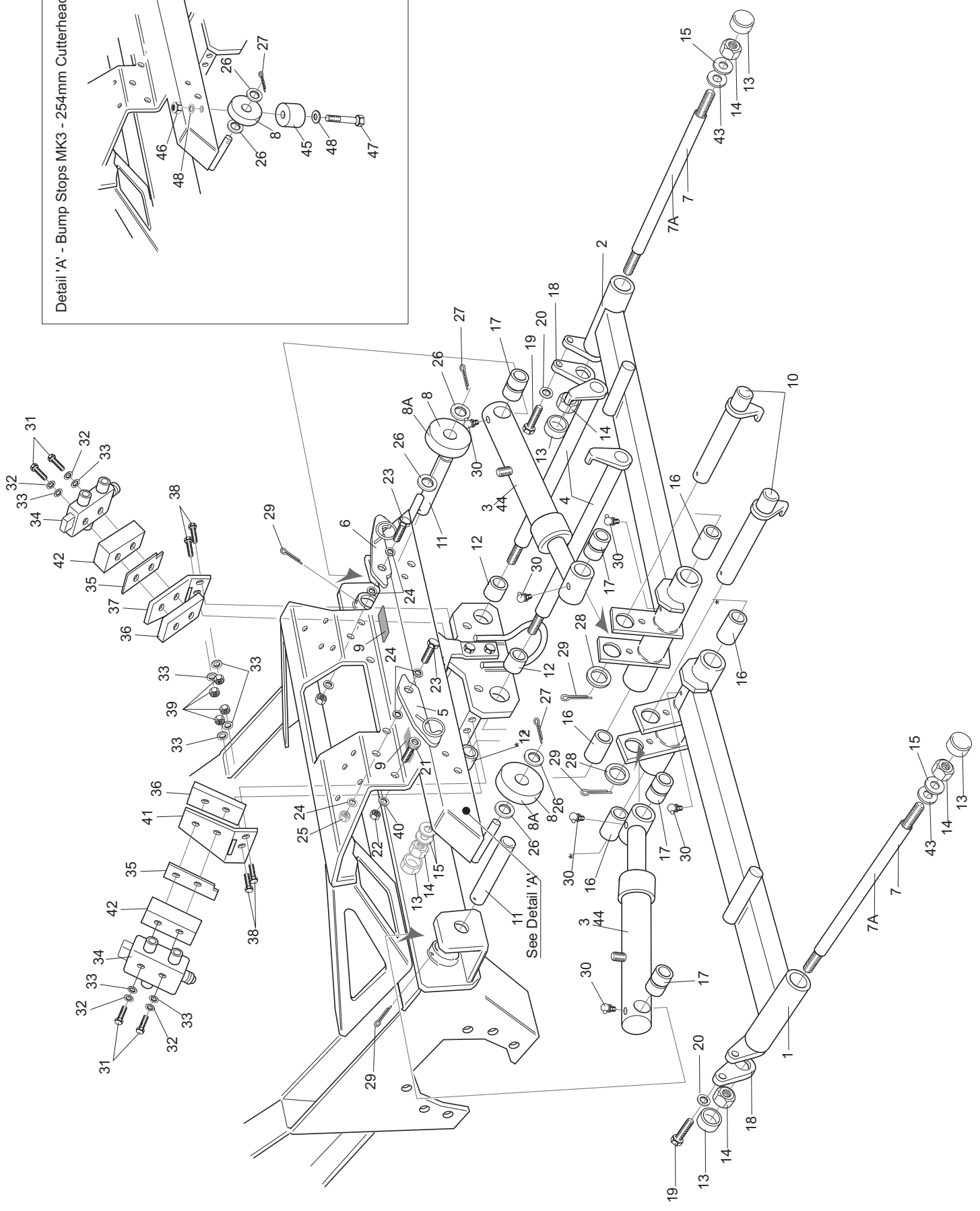
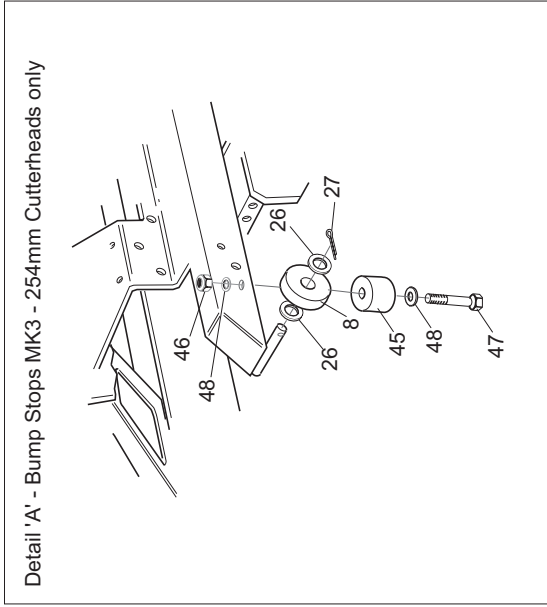


## FRONT ARMS ASSEMBLY

Item No.	Description	Part No.	Qty	Item Note
1	Arm W/A Front Rh	910470W	1	
2	Arm W/A Front Lh	910475W	1	
3	Cylinder Lift	910109W	2	See Item 44 For Seal Kit
4	Pin W/A Front Arm Pivot	70-05-113	2	
5	Latch Assembly Rh	111-7921-01	1	
6	Latch Assembly Lh	111-7922-01	1	
7	Pin Head Pivot 200Mm Head	65-05-120	2	
7A	Pin Head Pivot 254Mm Head	65-05-127	2	
8	Roller 35Mm Dia	922112	2	
8A	Roller 125Mm Dia	924153	2	
9	Decal Danger Latches	70-13-077	2	
10	Pin Front Cylinder	74-05-105	2	
11	Pin 25*127`	74-05-103	2	
12	Bush 28*25*20	74-07-028	4	
13	Cap Nut M24	10-11-100	6	
14	Nut Nyloc M24	ZNN1X000U	6	
15	Washer Plain Heavy M24	09555	6	
16	Bush 28*25*25	876066	4	
17	Bush 30*25*50	25-07-007	4	
18	Pin Retainer	63-01-185W	2	
19	Setscrew M12*30	09415	2	
20	Washer Spring M12	09599	2	
21	Setscrew Socket Hd Cap 310*20	ZCS1J020U	2	
22	Nut Nyloc M10	09480	2	
23	Bolt High Tensile M12*40	63-11-010	2	
24	Washer Plain Heavy M12	HY09485	6	
25	Nut Nyloc M12	ZNN1J000U	2	
26	Washer Plain Heavy M16	09491	4	
27	Pin Split 4*40	70-11-004	2	
28	Washer Plain 1" * 1 5/8" * 1/8	09295	2	
29	Pin Split 5*50	74-11-003	4	
30	Grease Nipple 90°	63-07-027	6	
31	Bolt M8*65	ZBH1H065U	4	
32	Washer Spring M8	03469	4	
33	Washer Plain M8	09475	8	
34	Valve Diverter	953601	2	
35	Plate Valve Position	70-01-722	2	
36	Bracket Diverter Adjuster	910217	2	
37	Bracket Forward Direction Lh	924163W	1	
38	Setscrew M8*25 Button Hd	ZHS1H025U	4	
39	Nut Nyloc M8	09441	4	
40	Washer Plain M10	09479	2	
41	Bracket Forward Diverter Rh	924164W	1	
42	Packet Diverter Valve	924053	2	
43	Washer 1 1/8" * 1 5/8" 15G	09298	2	



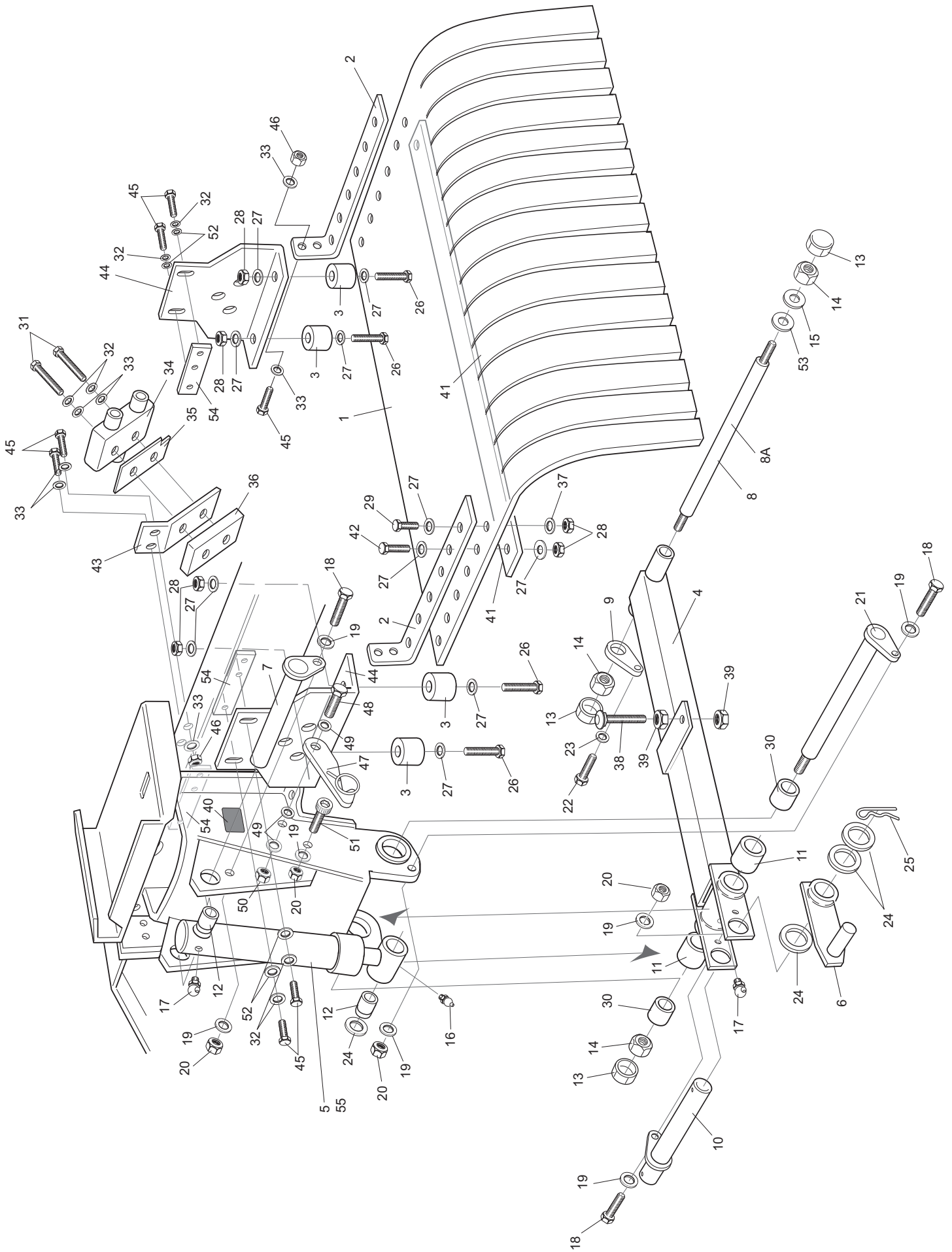
# FRONT ARMS ASSEMBLY



## FRONT ARMS ASSEMBLY

Item No.	Description	Part No.	Qty	Item Note
44	Seal Kit Lift Cylinders	50-06-013	2	Not Shown Sutis Item 3
45	Buffer Rubber No. 392	61-07-003	2	
46	Nut M6 Nyloc	09544	2	
47	Bolt M6*45	ZDH1F045U	2	
48	Washer M6 Heavy	09472	4	

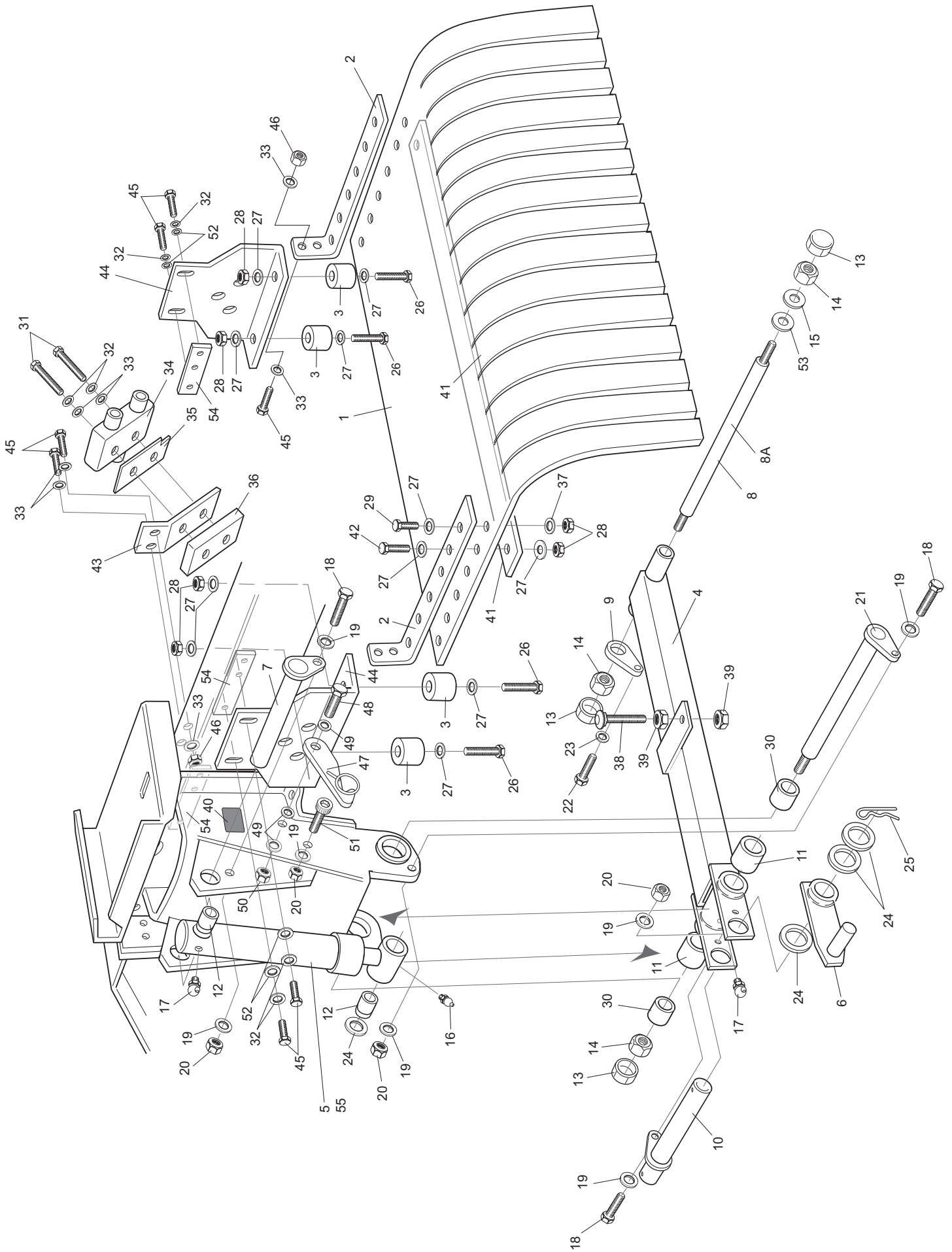
# CENTRE ARM



## CENTRE ARM

Item No.	Description	Part No.	Qty	Item Note
1	Deflector Centre	924406	1	
2	Bracket Centre Deflector	953109W	2	
3	Buffer Rubber No. 392	61-07-003	4	
4	Arm W/A Centre	910465W	1	
5	Cylinder Lift	910109W	1	See Item 55 For Seal Kit
6	Latch W/A Centre	910445C	1	
7	Pin Cylinder Ram	910510	1	
8	Pin Head Pivot	65-05-120	1	200 Mm Head
8A	Pin Head Pivot	65-05-127	1	254 Mm Head
9	Pin Retainer	63-01-185W	1	
10	Pin Centre Head Rod	910518	1	
11	Bush 28*25*25	876066	2	
12	Bush 30*25*50	25-07-007	2	
13	Cap Nut M24	10-11-100	3	
14	Nut Nyloc M24	ZNN1X000U	3	
15	Washer Plain Heavy M24	09555	1	
16	Grease Nipple Straight	10-11-017	1	
17	Grease Nipple 90°	63-07-027	2	
18	Setscrew M10*35	09394	3	
19	Washer Plain Heavy M10	09479	7	
20	Nut Nyloc M10	09480	4	
21	Pin Centre Arm Pivot	910513	1	
22	Setscrew M12*30	09392	1	
23	Washer Spring M12	09599	1	
24	Washer Plain 1" * 1 5/8" * 1/8"	09295	4	
25	Clip Grip	63-07-020	1	
26	Bolt M6*45	ZDH1F045U	4	
27	Washer Plain Heavy M6	09472	22	
28	Nut Nyloc M6	09438	16	
29	Setscrew M6*20	09363	10	
30	Bush 28*25*20	74-07-028	2	
31	Bolt M8*65	ZBH1H065U	2	
32	Washer Spring M8	03469	6	
33	Washer Plain M8	09475	14	
34	Valve Diverter	953601	1	
35	Plate Valve Position	70-01-722	1	
36	Bracket Diverter Adjuster	910217	1	
37	Washer 1/4" Large	09263	10	
38	Bolt M10*60	09397	1	
39	Nut Plain Hex M10	09449	2	
40	Decal Danger (Latches)	70-13-077	1	
41	Strut Centre Deflector	924128W	1	
42	Setscrew M6*25	09364	2	
43	Bracket Centre Diverter	91040		

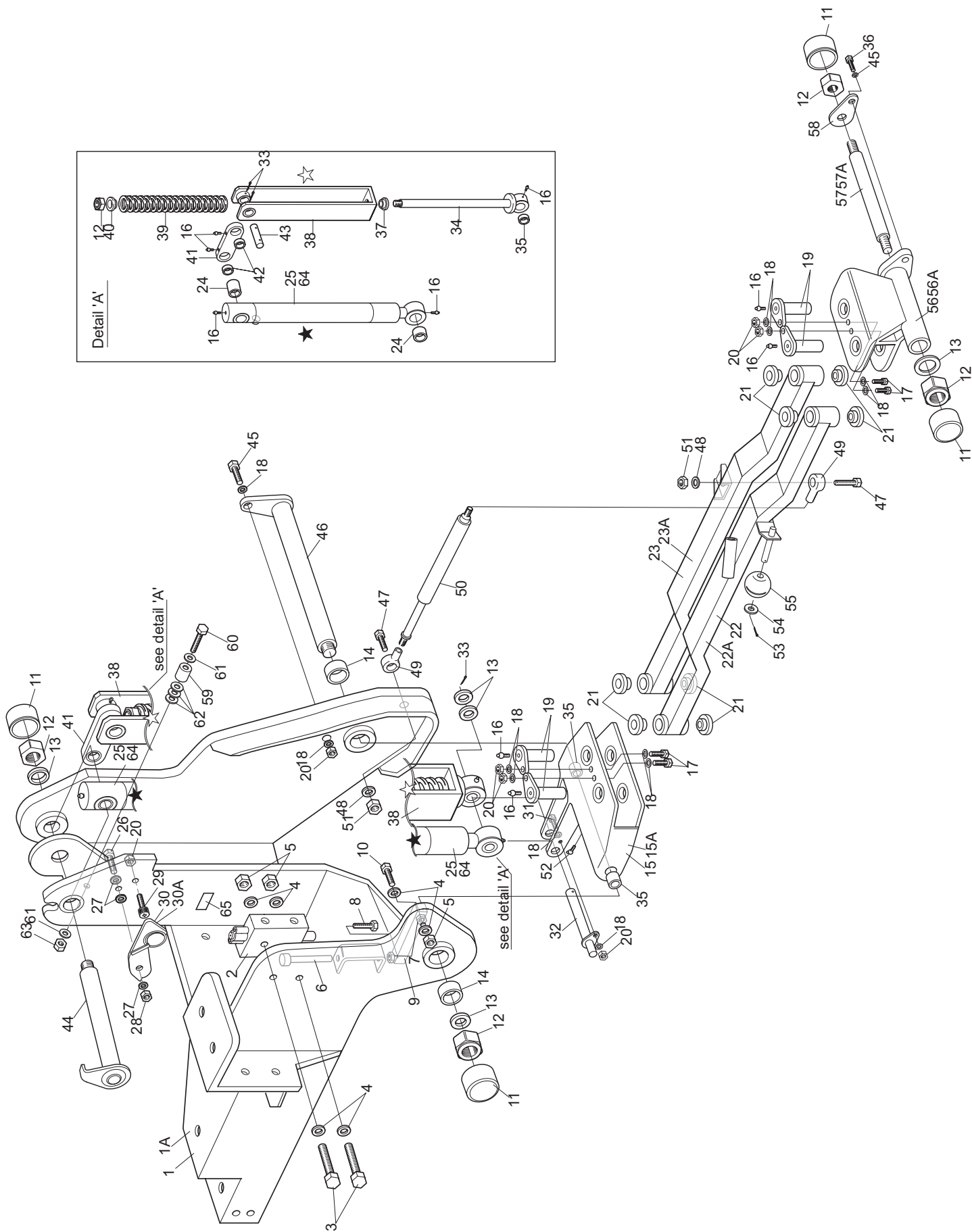
# CENTRE ARM



## CENTRE ARM

Item No.	Description	Part No.	Qty	Item Note
44	PLATE BUMP STOP BRACKET	910433W	2	
45	SETSCREW M8*25	03162	10	
46	NUT M8 NYLOC	09441	6	
47	LATCH CENTRE HEAD W/A	111-7921-01	1	
48	BOLT HIGH TENSILE M12*40	63-11-010	1	
49	WASHER PLAIN M12	HY09485	3	
50	NUT NYLOC M12	ZNN1L000U	1	
51	SETSCREW SCKT HD CAP M10*20	ZCS1J020U	1	
52	WASHER 5/16"*7/8"*15G GALV	09267	4	
53	WASHER 1 1/8"*1 5/8" 15G	09298	1	
54	SECURING PLATE	924407	3	
55	SEAL KIT LIFT CYLINDER	50-06-013	1	Not Shown, Suits Item 5

# WING ARMS

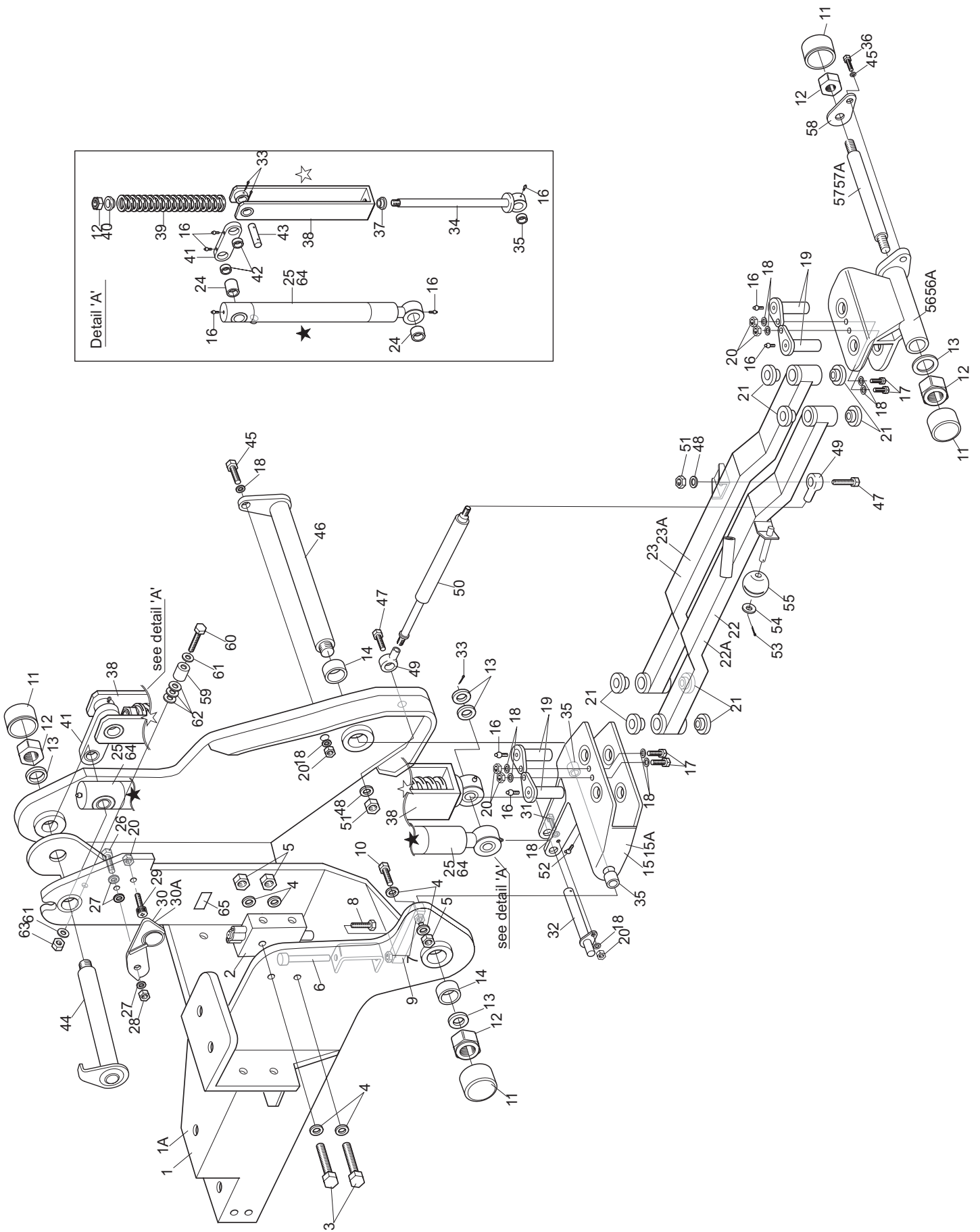


## WING ARMS

Item No.	Description	Part No.	Qty	Item Note
1	ARM PIVOT W/A LH	953125W	1	
1A	ARM PIVOT W/A RH	953130W	1	Not Shown
2	VALVE DIVERTER	953601	1	
3	BOLT M8*65	ZBH1H065U	2	
4	WASHER PLAIN M8	09475	6	
5	NUT NYLOC M8	09441	3	
6	BAR 12Ø * 118 LG	953559	1	
7	NUT PLAIN M8	09440	2	
8	SETSCREW M8*35	ZDH1H035U	1	
9	FLAT CAM FOLLOWER	953108	1	
10	BOLT M8*45	ZBH1H045U	1	
11	CAP NUT M24	10-11-100	4	
12	NUT NYLOC M24	ZNN1X000U	4	
13	WASHER PLAIN M24	09555	5	
14	BUSH 28*25*20 DEVOL	74-07-028	2	
15	ARM CLEVIS W/A LH	953150W	1	
15A	ARM CLEVIS W/A RH	953155W	1	Not Shown
16	GREASE NIPPLE 1/8" BSPP STRAIGHT	10-11-017	9	
17	SETSCREW M10*30	09392	4	
18	WASHER PLAIN M10	09479	12	
19	PIN ARM LINKAGE W/A	953552	4	
20	Nut Nyloc M10	09447	7	
21	Bush 28*25*23 Flanged Bronze	953505	8	
22	Wing Arm Front Lh	953530W	1	
22A	Wing Arm Front Rh	953525W	1	Not Shown
23	Wing Arm Rear Lh	953520W	1	
23A	Wing Arm Rear Rh	953515W	1	Not Shown
24	Bush 30*25*50	25-07-007	2	
25	Cylinder Hydraulic 385/625	953603	1	See Item 64 For Seal Kit
26	Bolt M12*50 Ht	63-11-009	1	
27	Washer Plain M12	HY09485	3	
28	Nut Nyloc M12	ZNN1L000U	1	
29	Screw Soc Cap Hd M10*20	ZCS1J020U	1	
30	Latch Assembly Lh	111-7922-01	1	
30A	Latch Assembly Rh	111-7921-01	1	Not Shown
31	Bolt M10*35	09394	2	
32	Pin 25Ø * 132 W/A	953563	1	
33	Split Pin 5Ø * 50	74-11-003	3	
34	Pin Spring Return W/A	953220	1	
35	Bush 28*25*25 Glacier	876066	3	
36	Setscrew M12*30	09415	1	
37	Bush 28*25*23 Flanged Devol	74-07-008	1	
38	Bracket Spring Return	953215W	1	
39	Spring Cm63*305	953836	1	
40	Bush Spring Actuating	953512	1	
41	Plate Top Link	953214W	1	



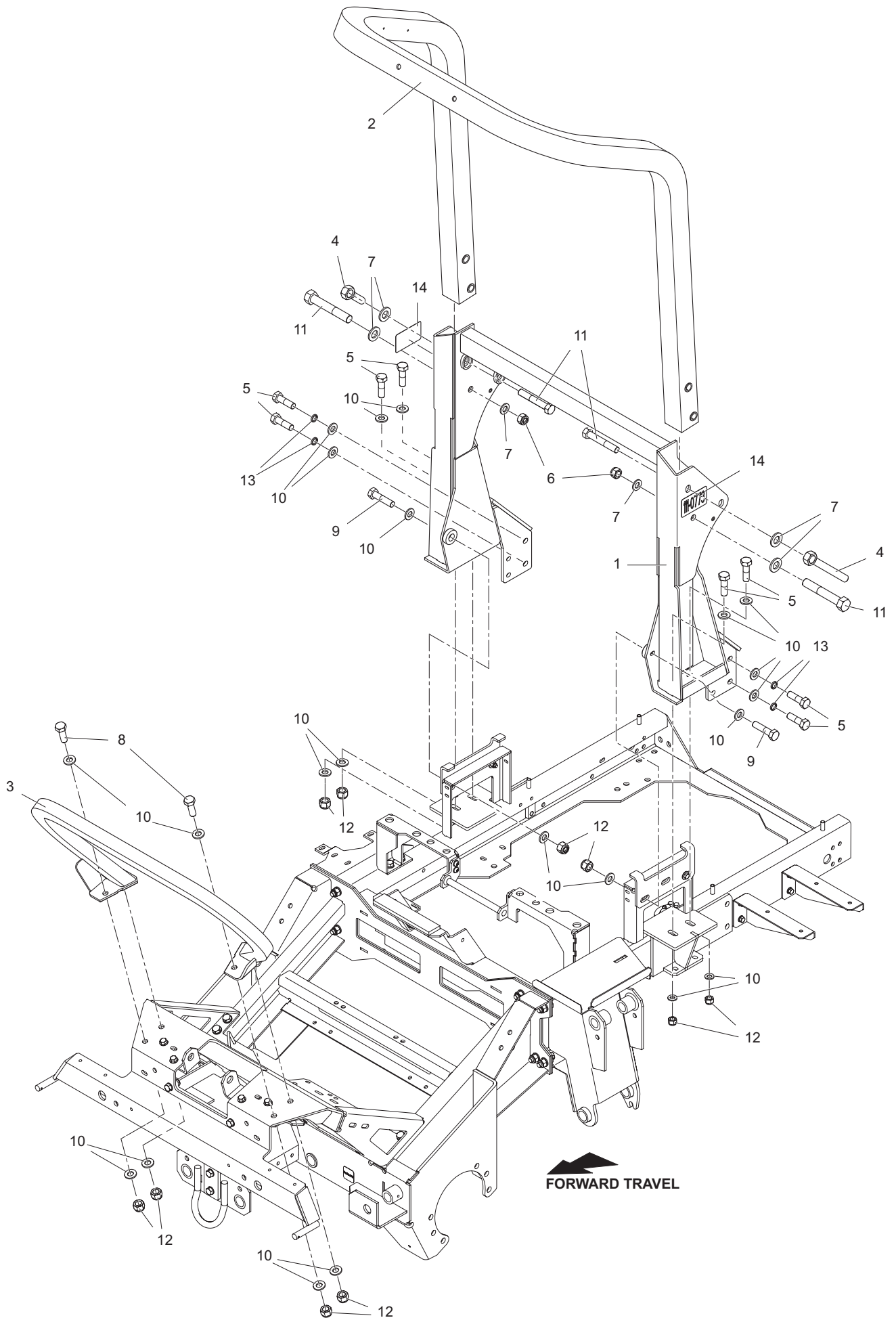
# WING ARMS



## WING ARMS

Item No.	Description	Part No.	Qty	Item Note
42	Bush 28*25*20 Glacier	767818	2	
43	Pin 25Ø * 73	953561	1	
44	Pin Wing Arm Pivot Front W/A	66-05-103	1	
45	Washer M12 Spring	09599	1	
46	Pin Wing Arm Pivot W/A	953554	1	
47	Bolt M14*65	09705	2	
48	Washer Plain M14	09488	2	
49	Rose Bearing M14*2	953831	2	
50	Gas Spring	111-0220	1	
51	Nut Nyloc M14	09540	2	
52	Grease Nipple 1/8" Bsp 90°	63-07-027	1	
53	Split Pin 4Ø * 40	70-11-004	1	
54	Washer Plain M16	09491	1	
55	Roller	950535	1	
56	Bracket Head Pivot W/A Lh	953200W	1	
56A	Bracket Head Pivot W/A Rh	953160W	1	Not Shown
57	Pin Head Pivot	65-05-120	1	200 mm Head
57A	Pin Head Pivot	65-05-127	1	250 mm Head
58	Pin Retainer	63-01-185W	1	
59	Rubber Buffer	953838	1	
60	Bolt M6*45	ZDH1F045U	1	
61	Washer M6 Plain	09472	2	
62	Washer 1/4" * 7/8"	09263	3	
63	Nut M6 Nyloc	09544	1	
64	Seal Kit Lift Cylinder	50-06-013	1	Not Shown, Suits Item 25
65	Decal Warning Spring Black	953837	2	

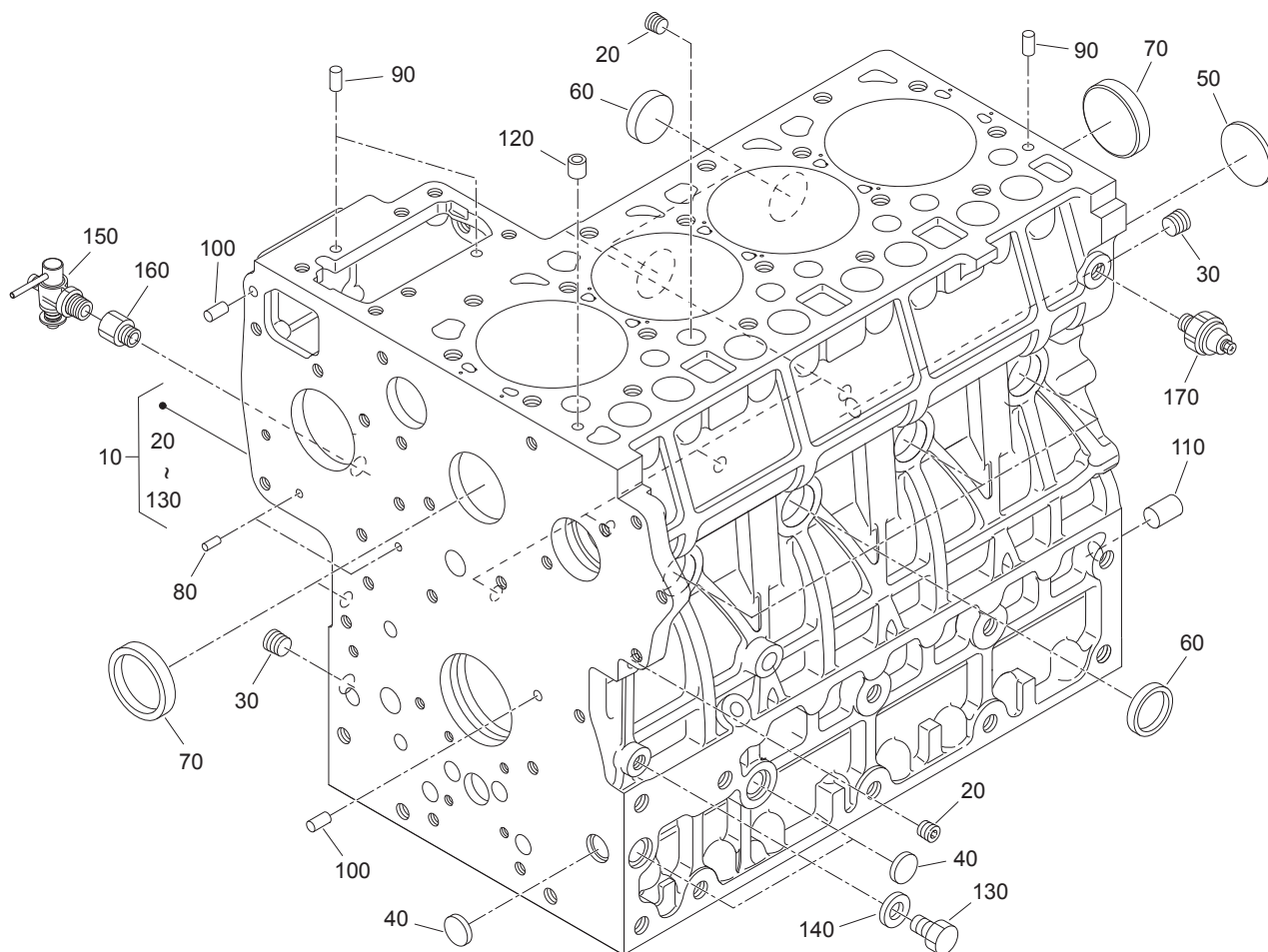
# ROPS ASSEMBLY



## ROPS ASSEMBLY

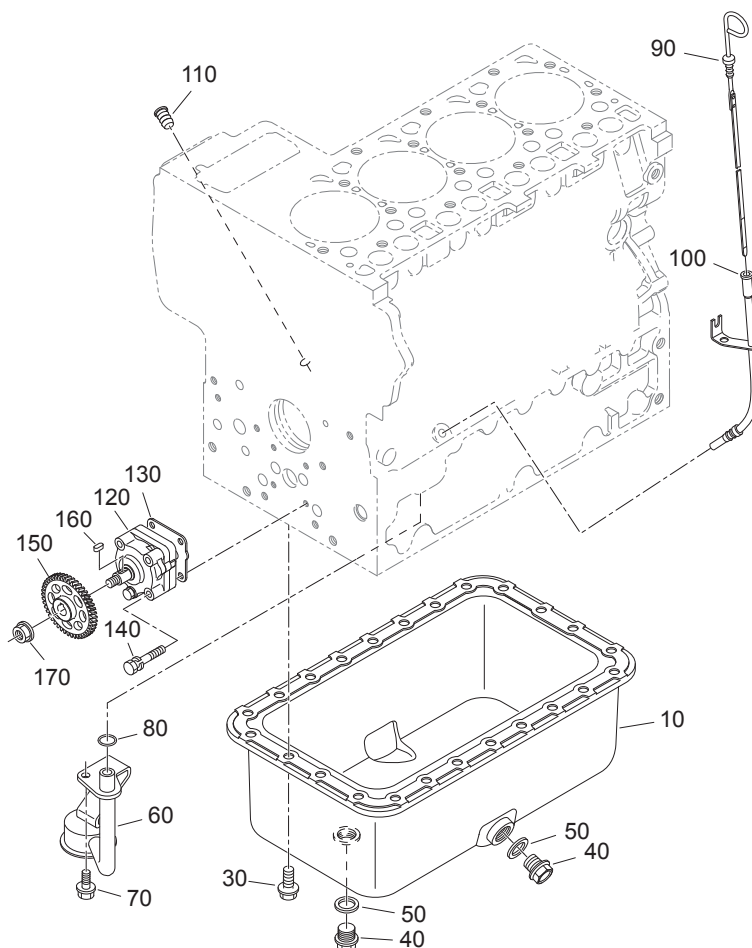
<b>Item No.</b>	<b>Description</b>	<b>Part No.</b>	<b>Qty</b>	<b>Item Note</b>
1	Support Lower Hoop Rops	111-0926	1	
2	Hoop Upper Rops	111-0927	1	
3	Hoop Front Rops	111-0928	1	
4	Hand Nut M16	956016	2	
5	Bolt M12*40	63-11-010	8	
6	Nut M16*2 Nyloc Ins P Type	09456	2	
7	Washer M16 Plain	09491	6	
8	Bolt M12*35	09551	2	
9	Bolt M12*50	09552	2	
10	Washer Plain M12	HY09485	22	
11	Bolt M16*100	ZBH1P100U	4	
12	Nut M12 Nyloc	ZNN1L000U	10	
13	Washer Spring M12 Sc	09599	4	
14	Decal Warning Crushing Haz	111-0773	2	

## CRANKCASE ASM



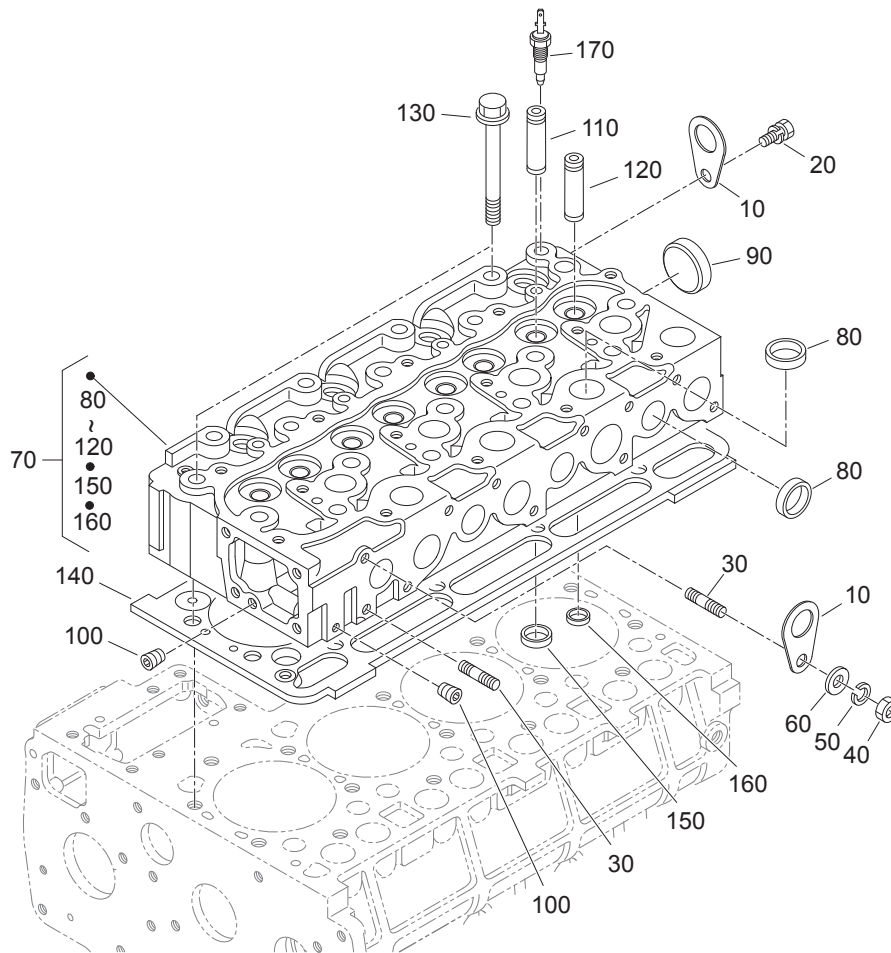
Item No.	Description	Part No.	Qty	Item Note
10	Crankcase Asm	130-1362	1	
20	Plug	98-7487	6	Not Shown
30	Plug	98-7488	2	
40	Plug-Expansion	98-9379	3	
50	Plug-Expansion	98-9668	1	
60	Cap-Sealing	98-7500	6	
70	Cap-Sealing	98-7501	2	
80	Pin-Straight	98-7502	2	
90	Pin-Straight	98-7503	3	
100	Pin-Straight	98-7504	2	
110	Pin-Straight	98-7505	1	
120	Pin-Pipe	98-7506	1	
130	Plug	120-2559	1	
140	Gasket	98-7428	1	
150	Cock-Drain	98-7510	1	
160	Joint-Cock, Drain	98-7511	1	
170	Switch-Oil	98-7764	1	Not Shown

## OIL PAN



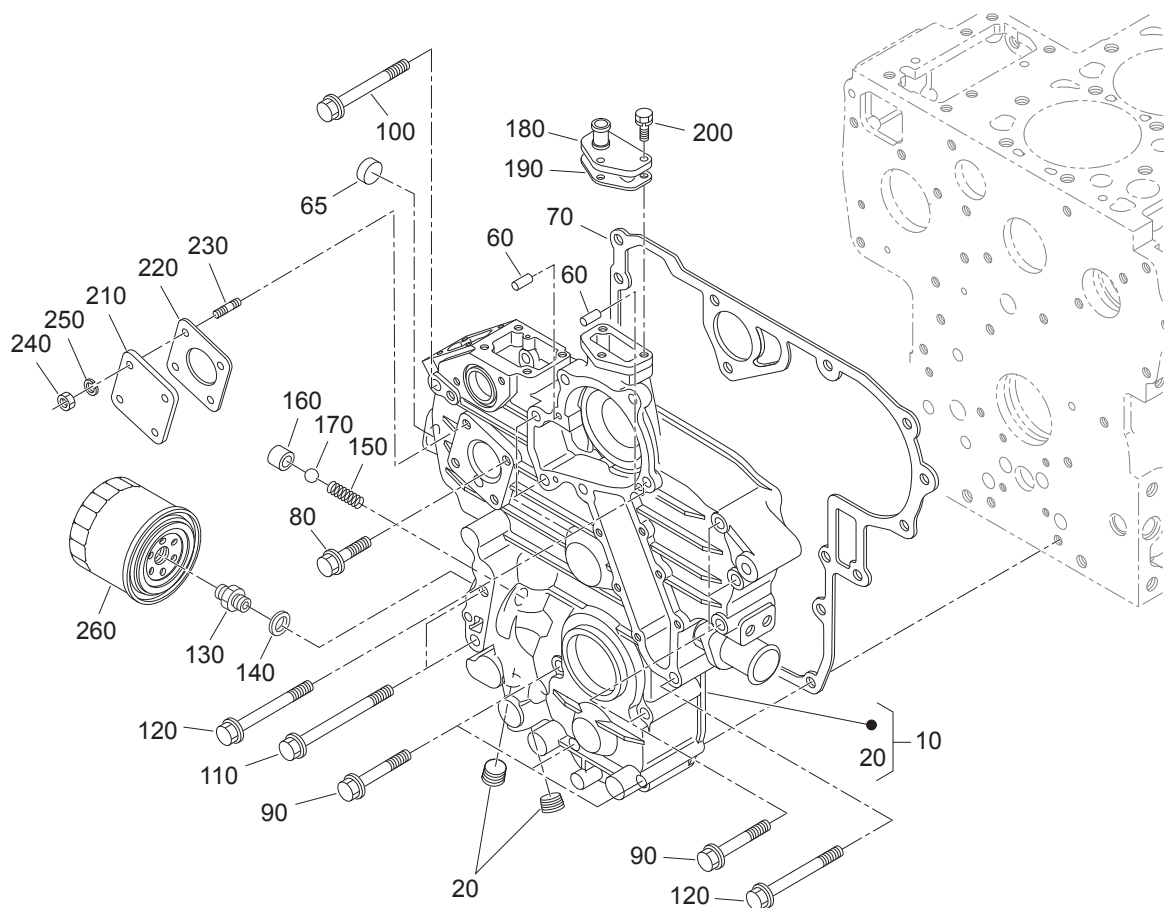
Item No.	Description	Part No.	Qty	Item Note
10	Oil Pan Asm	120-5836	1	
30	Bolt-Flange	110-6194	24	
40	Plug-Drain	98-9686	2	
50	Gasket	98-9399	2	
60	Filter-Oil	115-8503	1	
70	Bolt-Flange	115-8504	1	
80	O-Ring	108-7054	1	
90	Gauge-Oil	130-1286	1	
100	Guide-Oil Gauge	130-1199	1	
110	Plug-Gauge, Oil	110-3720	1	
120	Oil Pump Asm	130-1198	1	
130	Gasket-Pump, Oil	115-8648	1	
140	Bolt-Sems	125-9063	4	
150	Gear-Drive, Oil Pump	130-1453	1	
160	Key-Feather	98-7517	1	
170	Nut-Flange	98-7518	1	

## CYLINDER HEAD ASM



Item No.	Description	Part No.	Qty	Item Note
10	Hook-Engine	98-7531	2	
20	Bolt	98-7526	1	
30	Stud	115-8506	2	
40	Nut	98-7534	1	
50	Washer Spring	105-2893	1	
60	Washer-Plain	98-7536	1	
70	Cylinder Head Asm	108-4414	1	
80	Cap-Sealing	98-7538	12	
90	Cap-Sealing	98-7539	1	
100	Plug	98-9687	2	
110	Guide-Valve, Inlet	120-5163	4	
120	Guide-Valve, Exhaust	115-8508	4	
130	Bolt-Head, Cylinder	98-7543	18	
140	Gasket-Head, Cylinder (1.20Mm)	115-8509	1	
150	Seat-Valve, Inlet	130-1277	4	
160	Seat-Exhaust Valve	130-1276	4	
170	Thermoswitch	99-3582	1	

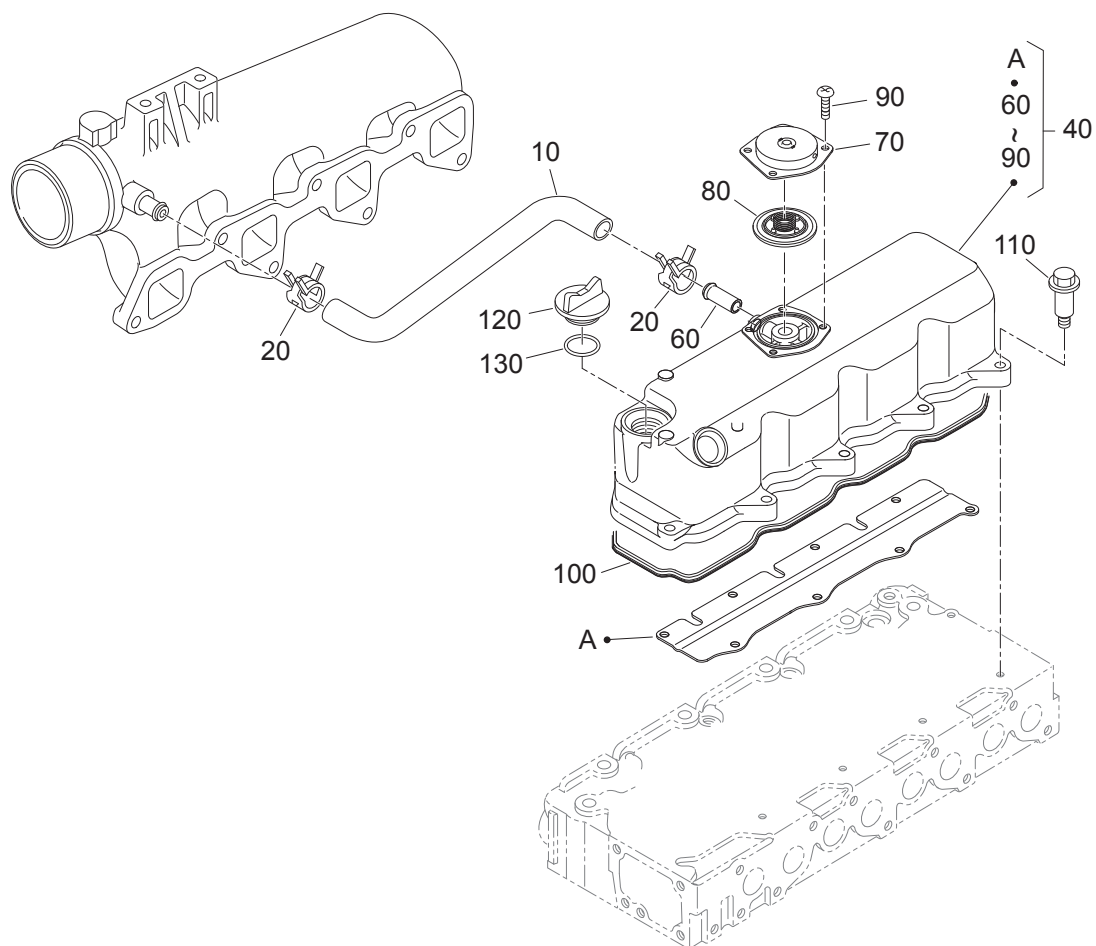
## GEAR CASE & OIL FILTER ASM



Item No.	Description	Part No.	Qty	Item Note
10	Gear Case Asm	130-1478	1	
20	Plug	98-9598	2	
60	Pin-Straight	98-7504	2	
65	Cap-Sealing	115-8515	1	
70	Gasket-Case, Gear	120-5166	1	
80	Bolt-Flange	108-7085	1	
90	Bolt-Flange	115-8517	7	
100	Bolt-Flange	115-8518	1	
110	Bolt-Flange	115-8519	2	
120	Bolt-Flange	115-8520	4	
130	Joint-Pipe	120-5167	1	
140	Collar-Valve Seat	108-4419	1	
150	Spring	98-7563	1	
160	Seat-Valve	98-7564	1	
170	Ball	98-7565	1	
180	Flange-Return, Water	98-7566	1	
190	Gasket-Flange, Return	115-8521	1	
200	Bolt	98-7568	3	
210	Cover	98-7569	1	
220	Gasket-Meter, Hour	115-8522	1	
230	Stud	98-7571	4	
240	Nut	98-7572	4	
250	Washer-Lock	98-7699	4	
260	Filter-Oil	104-5169	1	

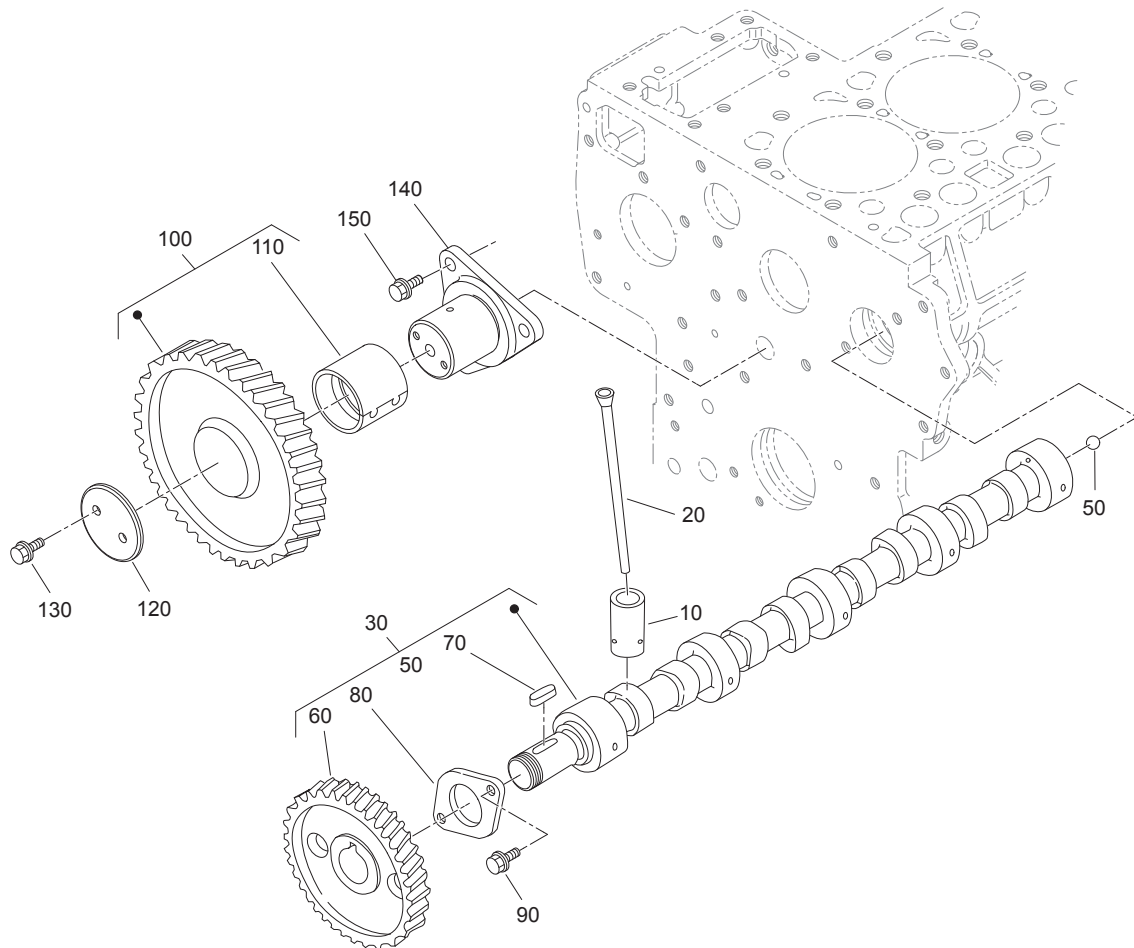


## CYLINDER HEAD COVER ASM



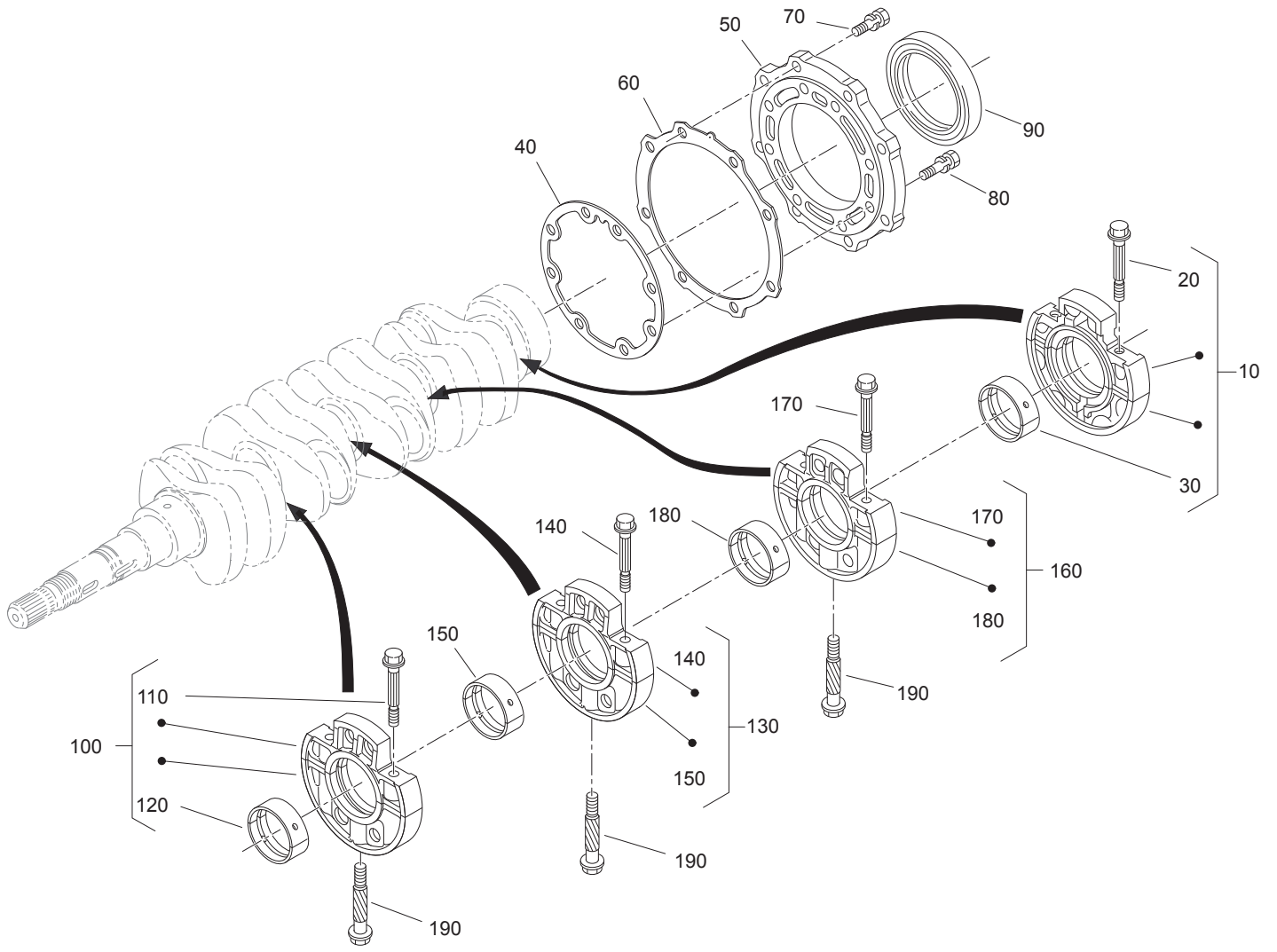
Item No.	Description	Part No.	Qty	Item Note
10	Tube-Breather	108-4415	1	
20	Clamp-Hose	105-2879	2	
40	Cylinder Head Cover Asm	130-1433	1	
60	Pipe-Return, Water	98-7766	1	
70	Cover-Breather	110-3714	1	
80	Valve-Breather	110-3715	1	
90	Screw-Pph	108-2863	4	
100	Gasket-Cover, Head	108-7062	1	
110	Bolt	108-7063	10	
120	Plug-Filler, Oil	107-9075	1	
130	O-Ring	108-7064	1	

## CAMSHAFT AND IDLER GEAR SHAFT ASM



Item No.	Description	Part No.	Qty	Item Note
10	Tappet	130-1208	8	
20	Rod-Push	98-7446	8	
30	Camshaft Asm	130-1352	1	
50	Ball	110-3729	1	
60	Gear-Cam	120-5172	1	
70	Key-Feather	98-7451	1	
80	Stopper-Camshaft	120-5173	1	
90	Bolt-Flange	130-1159	2	
100	Idler Gear Asm	130-1440	1	
110	Bushing-Gear, Idle	130-1559	1	
120	Collar-Gear, Idle	130-1556	1	
130	Bolt-Flange	99-8363	2	
140	Shaft-Gear, Idle	130-1332	1	
150	Bolt-Flange	130-1159	3	

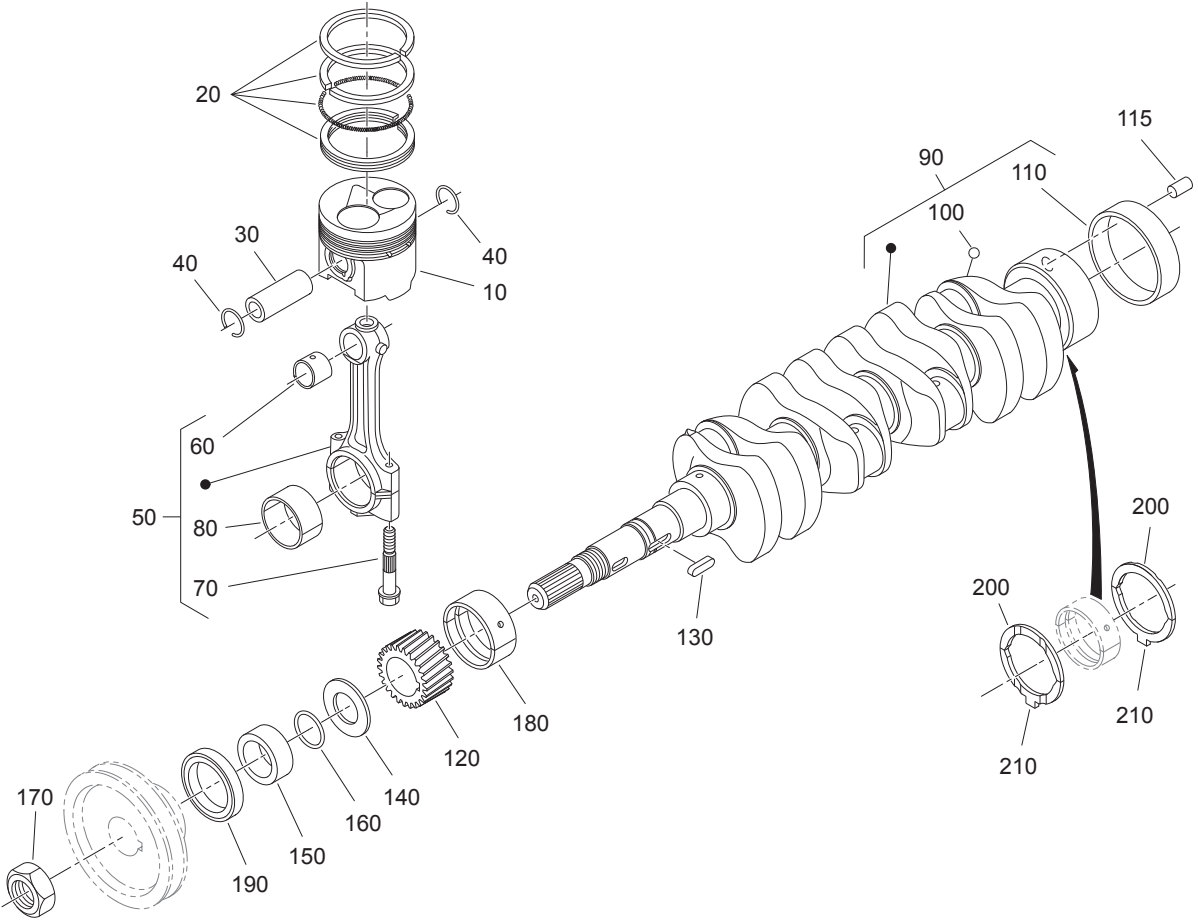
# MAIN BEARING CASE ASM



## MAIN BEARING CASE ASM

Item No.	Description	Part No.	Qty	Item Note
10	Wheel Bearing Case Asm	130-1340	1	
20	Bolt-Case, Bearing	108-7066	2	
30	Metal-Crankshaft (Std)	108-7067	1	
30	Metal-Crankshaft (-0.20Mm)	108-7068	1	
30	Metal-Crankshaft (-0.40Mm)	108-7069	1	
40	Gasket-Case, Bearing	98-7435	1	
50	Cover-Case, Bearing	117-8843	1	
60	Gasket-Case Cover, Bearing	98-7437	1	
70	Bolt	98-7438	8	
80	Bolt	98-7439	8	
90	Seal-Oil	98-7440	1	
100	Main Bearing Case Asm	130-1349	1	
110	Bolt-Case, Bearing	108-7066	2	
120	Metal-Crankshaft (Std)	108-7067	1	
120	Metal-Crankshaft (-0.20Mm)	108-7068	1	
120	Metal-Crankshaft (-0.40Mm)	108-7069	1	
130	Main Bearing Case Asm	130-1350	1	
140	Bolt-Case, Bearing	108-7066	2	
150	Metal-Crankshaft (Std)	108-7067	1	
150	Metal-Crankshaft (-0.20Mm)	108-7068	1	
150	Metal-Crankshaft (-0.40Mm)	108-7069	1	
160	Main Bearing Case Asm	130-1351	1	
170	Bolt-Case, Bearing	108-7066	2	
180	Metal-Crankshaft (Std)	108-7067	1	
180	Metal-Crankshaft (-0.20Mm)	108-7068	1	
180	Metal-Crankshaft (-0.40Mm)	108-7069	1	
190	Bolt-Case, Bearing	98-7444	3	

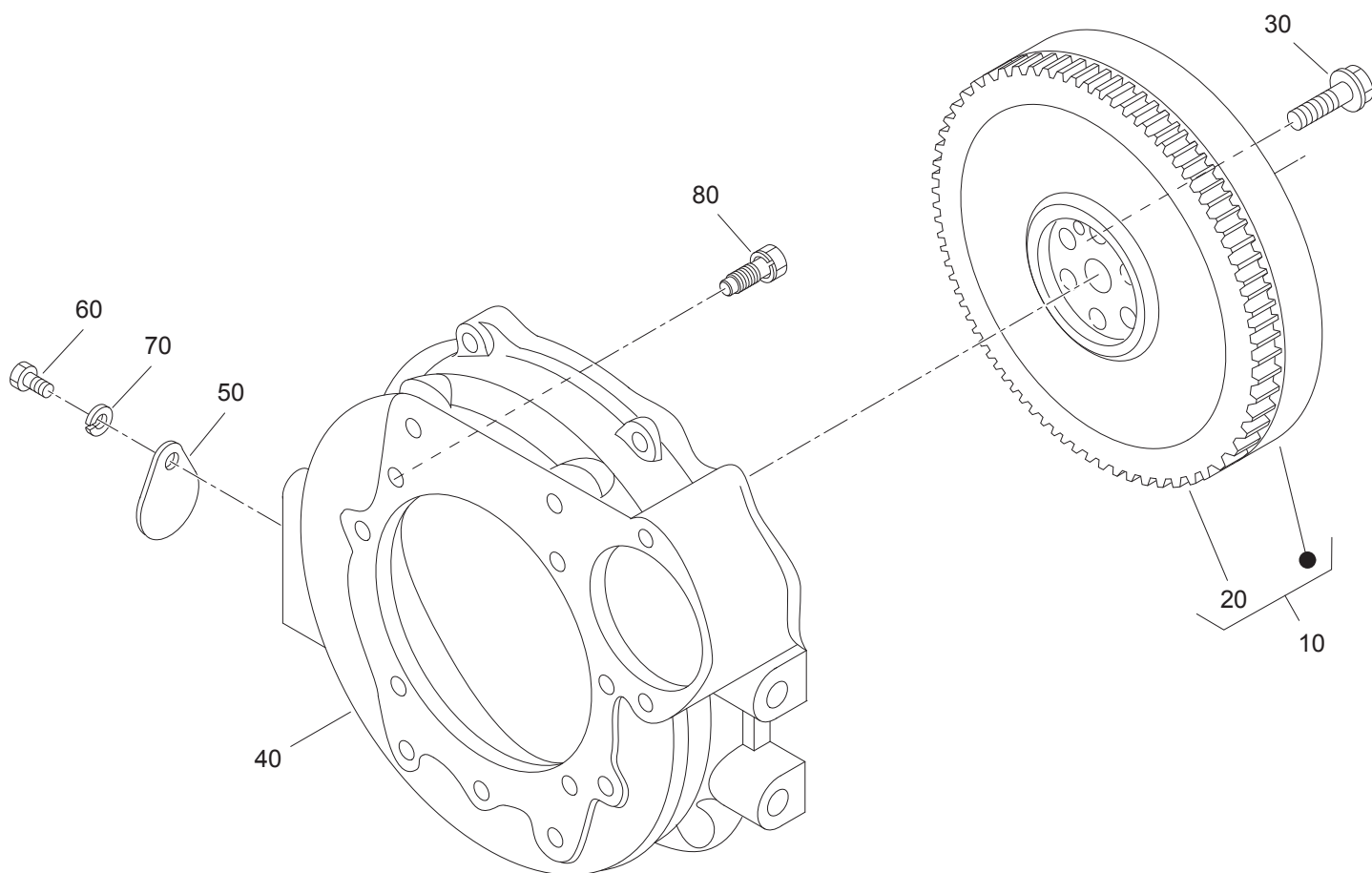
# PISTON AND CRANKSHAFT ASM



## PISTON AND CRANKSHAFT ASM

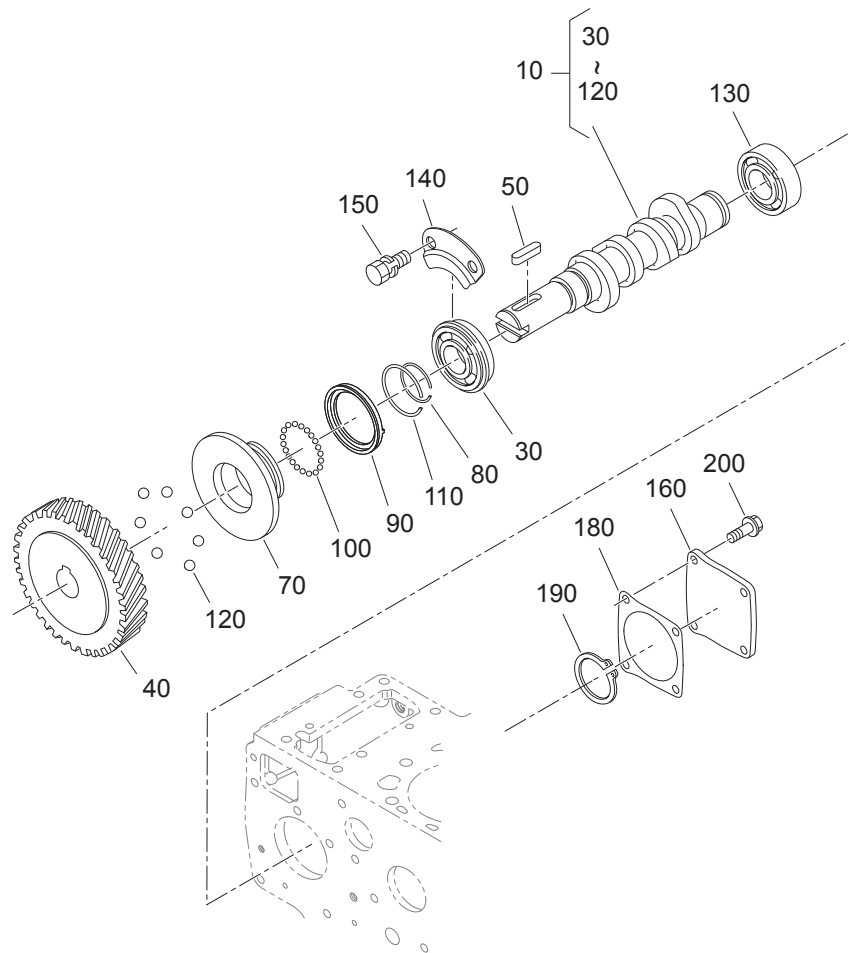
Item No.	Description	Part No.	Qty	Item Note
10	Piston	130-1424	4	
10	Piston	130-1425	4	
20	Piston Ring Asm	130-1356	4	
20	Piston Ring Asm	130-1357	4	
30	Pin-Piston	115-8544	4	
40	Circlip	112-7002	8	
50	Connecting Rod Asm	120-5837	4	
60	Bushing-Pin, Piston	120-5838	4	
70	Bolt-Connecting Rod	120-5184	8	
80	Metal-Crankpin (Std)	98-7469	4	
80	Metal-Crankpin (-0.20Mm)	115-8547	4	
80	Metal-Crankpin (-0.40Mm)	115-8548	4	
90	Crankshaft Asm	130-1436	1	
100	Ball	110-3729	4	
110	Sleeve-Crankshaft	98-7474	1	
115	Pin-Straight	120-5840	1	
120	Gear-Crankshaft	117-7561	1	
130	Key-Feather	130-1170	1	
140	Slinger-Oil	98-7476	1	
150	Collar-Crankshaft	98-7477	1	
160	O-Ring	98-7478	1	
170	Nut-Crankshaft	98-7479	1	
180	Metal-Crankshaft (Std)	108-7075	1	
180	Metal-Crankshaft (-0.20Mm)	108-7076	1	
180	Metal-Crankshaft (-0.40Mm)	108-7077	1	
190	Seal-Oil	98-7480	1	
200	Metal-Side (Std)	108-7078	2	
200	Metal-Side (+0.20Mm)	108-7079	2	
200	Metal-Side (+0.40Mm)	108-7080	2	
210	Metal-Side (Std)	108-7081	2	
210	Metal-Side (+0.20Mm)	108-7082	2	
210	Metal-Side (+0.40Mm)	108-7083	2	

# FLYWHEEL ASM



Item No.	Description	Part No.	Qty	Item Note
10	Flywheel Asm	130-1288	1	
20	Gear-Ring	130-1465	1	
30	Bolt-Flywheel	120-5189	6	
40	Housing-Flywheel	130-1322	1	
50	Cover	100-2177	1	
60	Bolt	98-7884	1	
70	Washer Spring	105-2893	1	
80	Bolt	98-7885	11	

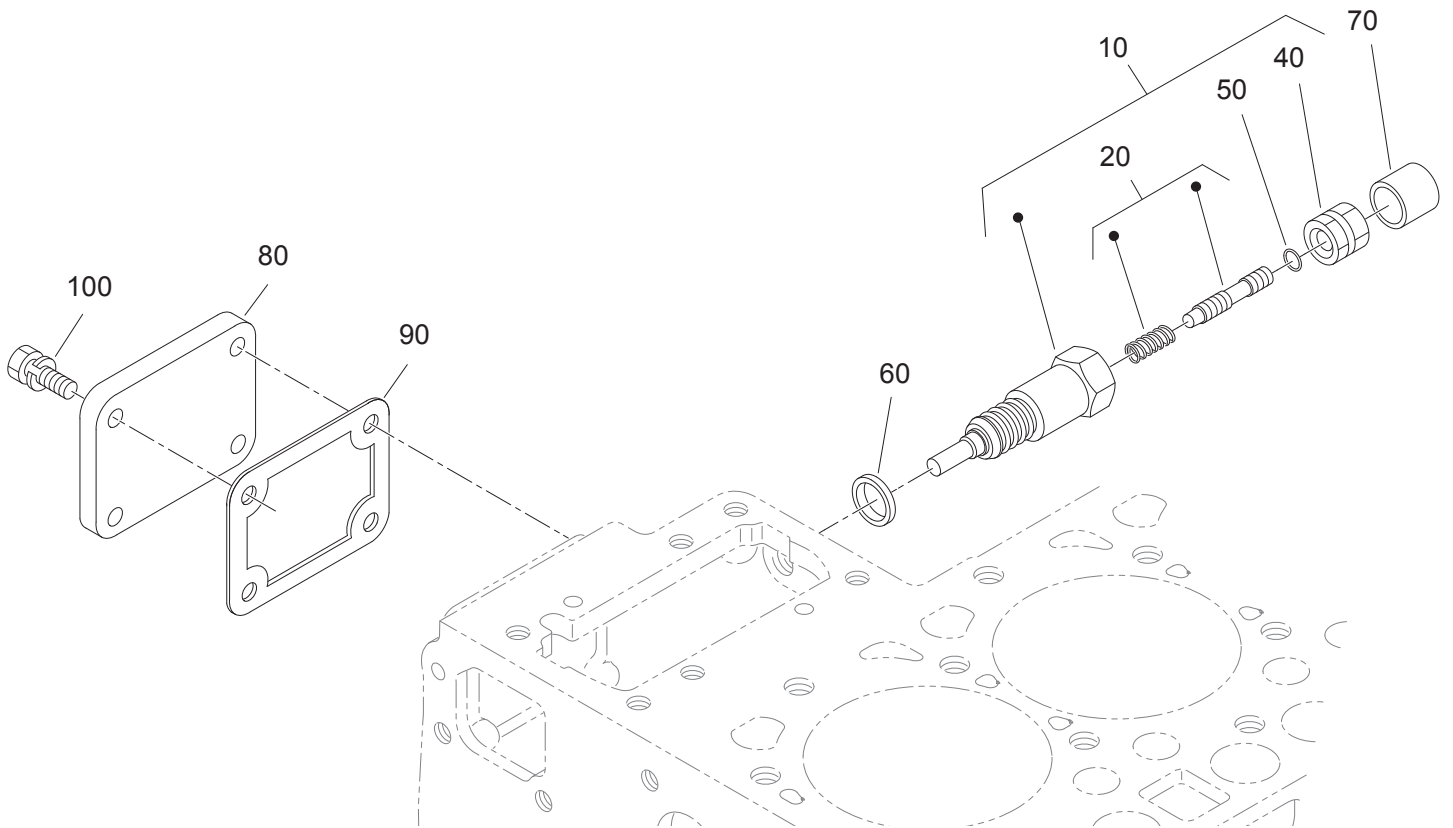
## FUEL CAMSHAFT AND GOVERNOR SHAFT ASM



Item No.	Description	Part No.	Qty	Item Note
10	Fuel Camshaft Asm	130-1407	1	
30	Bearing-Ball	130-1464	1	
40	Gear-Pump, Injection	98-7574	1	
50	Key-Feather	98-7575	1	
70	Sleeve-Governor	130-1455	1	
80	Circlip-Sleeve, Governor	98-7578	1	
90	Case-Governor Ball	130-1456	1	
100	Ball	98-7580	39	
110	Circlip	98-7581	1	
120	Ball	98-7582	7	
130	Bearing-Ball	130-1337	1	
140	Stopper	98-7584	1	
150	Bolt	100-9195	2	
160	Cover-Camshaft, Fuel	130-1397	1	
180	Gasket	115-8566	1	
190	Circlip-External	120-5194	1	
200	Bolt-Flange	130-1159	4	

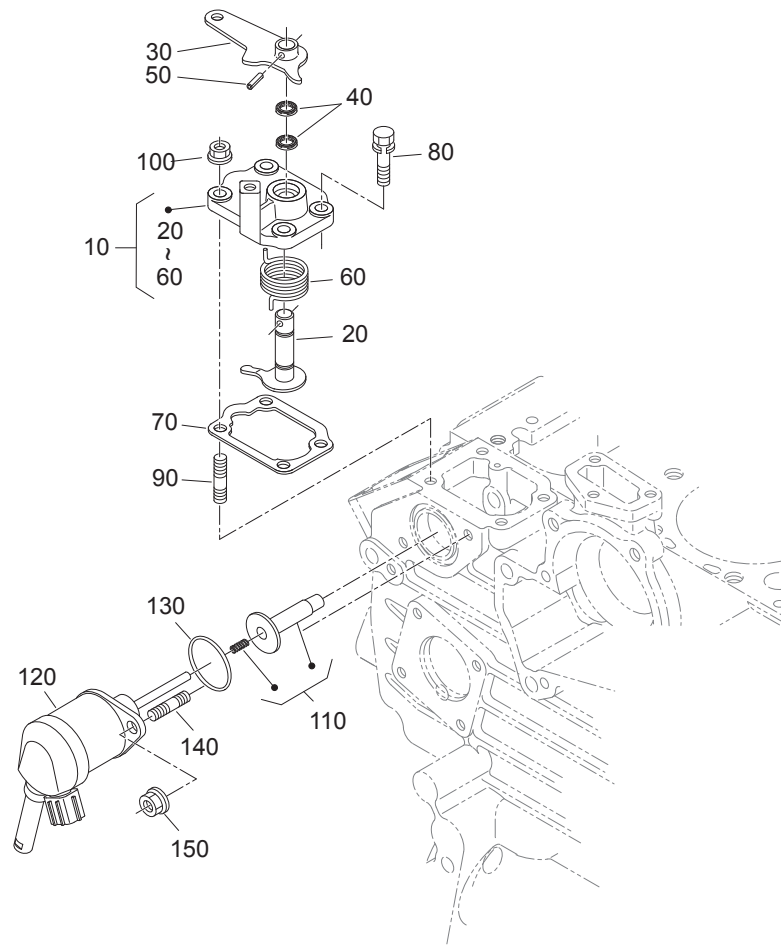


## IDLE APPARATUS AND INJECTION PUMP COVER



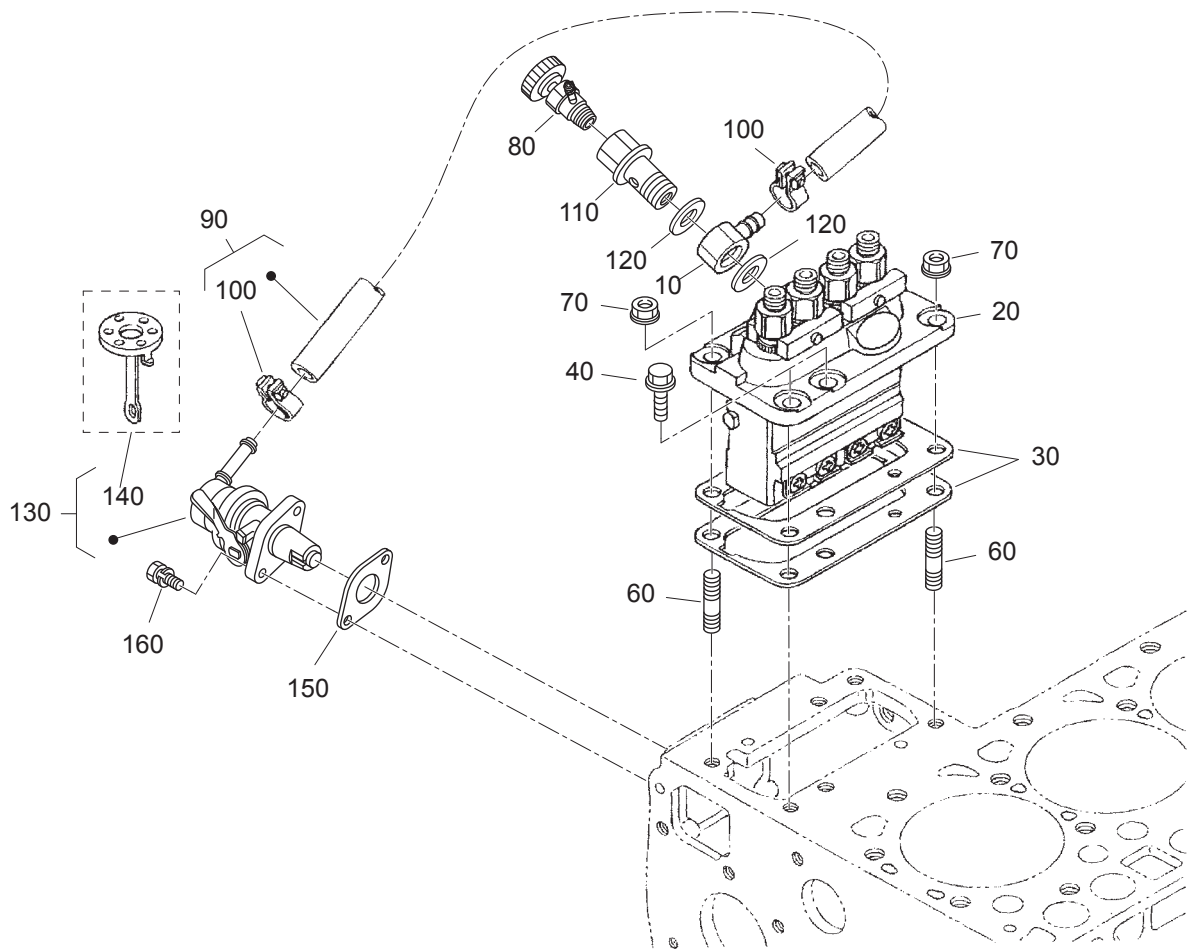
Item No.	Description	Part No.	Qty	Item Note
10	Apparatus-Idling	115-8567	1	
20	Adjustment Bolt Asm	115-8568	1	
40	Nut-Spring	115-8569	1	
50	O-Ring	115-8570	1	
60	Gasket	115-8571	1	
70	Cap	115-8572	1	
80	Cover-Pump, Injection	130-1344	1	
90	Gasket-Cover, Pump	98-7604	1	
100	Bolt	98-7692	4	

## ENGINE STOP LEVER AND SOLENOID ASM



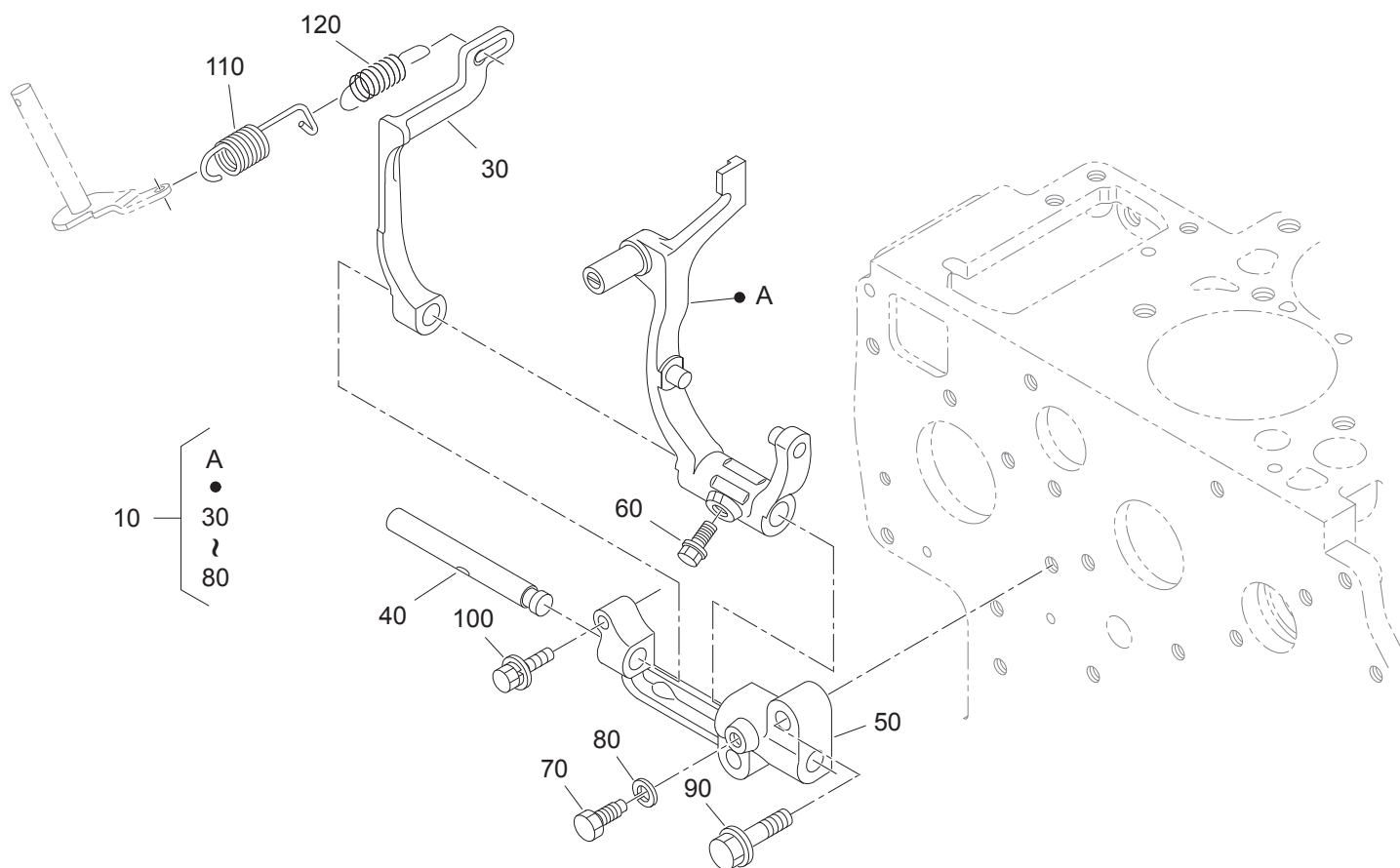
Item No.	Description	Part No.	Qty	Item Note
10	Lever Asm	130-1552	1	
20	Lever Asm	130-1553	1	
30	Lever-Stop, Engine	130-1554	1	
40	Packing	130-1555	2	
50	Pin-Spring	130-1168	1	
60	Spring-Return	115-8593	1	
70	Gasket-Plate	115-8578	1	
80	Bolt	98-7568	2	
90	Stud	98-7571	2	
100	Nut-Flange	100-2203	2	
110	Guide-Solenoid	115-8579	1	
120	Solenoid Asm	115-8580	1	
130	O-Ring	110-3762	1	
140	Stud	98-7571	2	
150	Nut-Flange	100-2203	2	

## INJECTION PUMP AND FUEL PUMP ASM



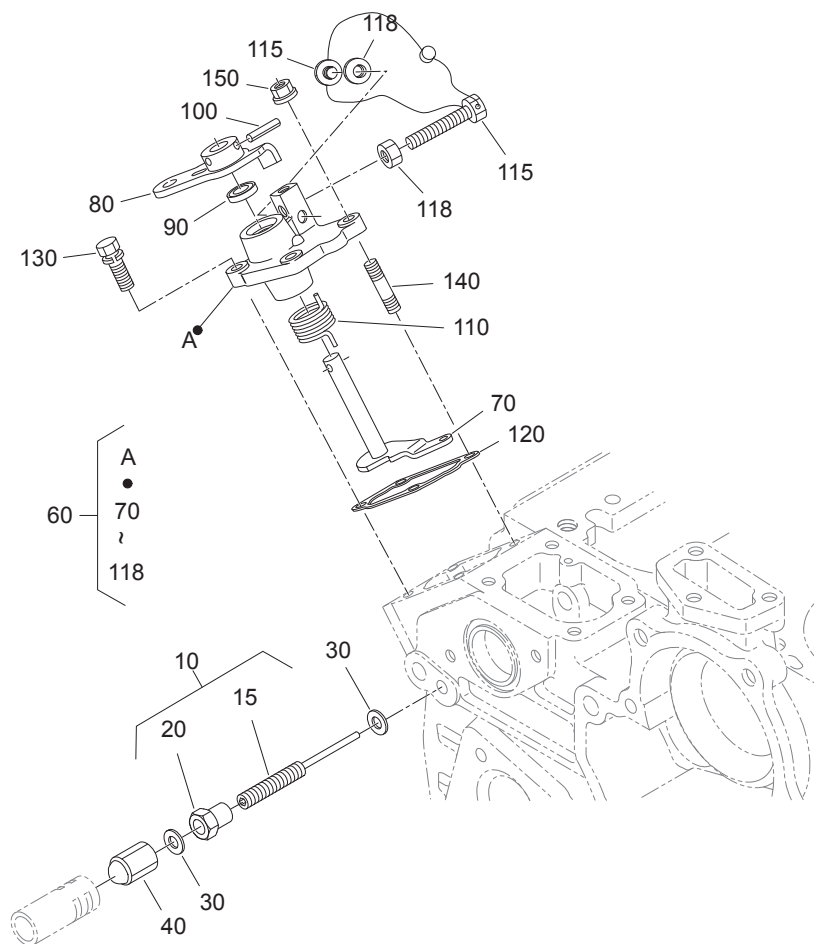
Item No.	Description	Part No.	Qty	Item Note
10	Joint-Eye	119-8045	1	
20	Injection Pump Asm	130-1422	1	
30	Shim-Pump, Injection (0.175Mm)	115-8582	1	
30	Shim-Pump, Injection (0.200Mm)	98-7607	1	
30	Shim-Pump, Injection (0.250Mm)	107-0147	1	
30	Shim-Pump, Injection (0.300Mm)	107-0148	1	
40	Bolt-Flange	115-8583	4	
60	Stud	100-1558	2	
70	Nut-Flange	112-2492	2	
80	Jet Start Cock Asm	100-9202	1	
90	Fuel Pipe Asm	98-7615	1	
100	Clip-Pipe	98-7616	2	
110	Bolt-Joint, Eye	119-8046	1	
120	Gasket	119-8047	2	
130	Fuel Pump Asm	130-1321	1	
140	Diaphragm Asm	98-7690	1	
150	Gasket-Pump, Fuel	115-8645	1	
160	Bolt	98-7692	2	

# GOVERNOR ASM



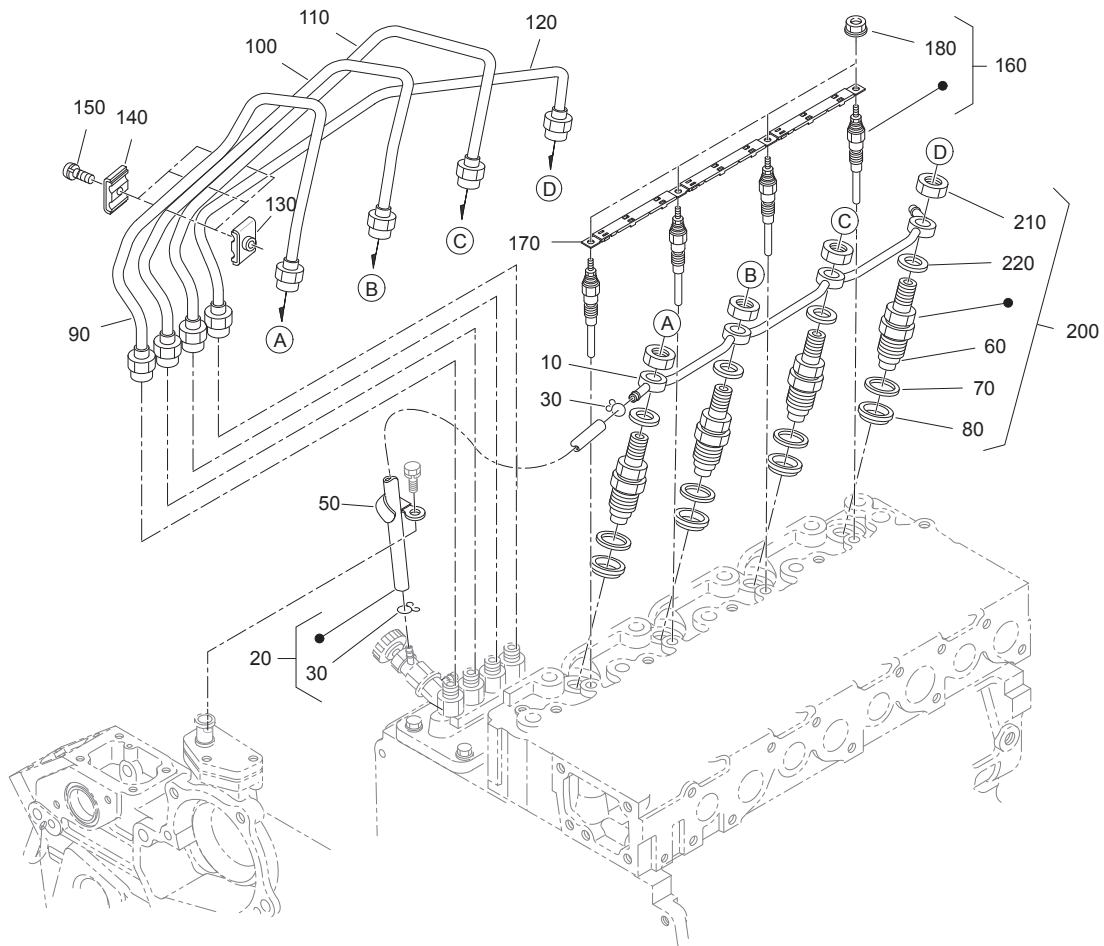
Item No.	Description	Part No.	Qty	Item Note
10	Fork Lever Asm	130-1426	1	
30	Lever-Fork	115-8585	1	
40	Shaft-Lever, Fork	107-0120	1	
50	Holder-Lever, Fork	98-7643	1	
60	Bolt-Flange	107-0116	1	
70	Bolt	98-7644	1	
80	Washer Spring	98-7699	1	
90	Bolt-Flange	108-7085	2	
100	Bolt	108-7086	1	
110	Spring-Governor	115-8586	1	
120	Spring-Governor	115-8587	1	

## SPEED CONTROL PLATE ASM



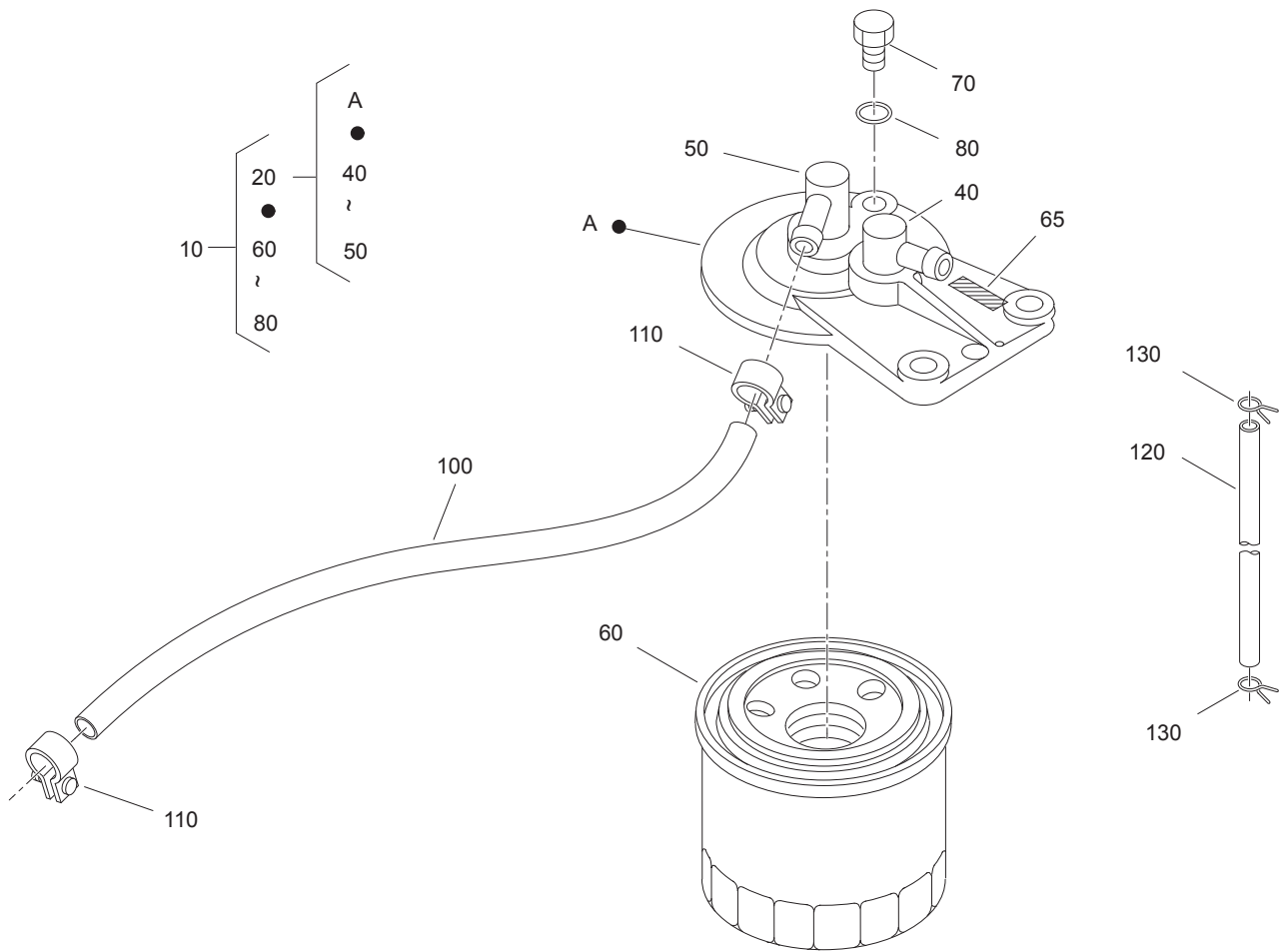
Item No.	Description	Part No.	Qty	Item Note
10	Adjustable Bolt Asm	107-0132	1	
15	Bolt-Adjusting	115-8588	1	
20	Nut	98-7653	1	
30	Gasket	98-7654	2	
40	Nut-Cap	98-7655	1	
60	Control Plate Asm	115-8589	1	
70	Lever-Governor	115-8590	1	
80	Lever-Control, Speed	115-8591	1	
90	Seal-Oil	115-8576	1	
100	Pin-Spring	98-7602	1	
110	Spring-Return	115-8593	1	
115	Bolt-Adjust, Idling	130-1334	2	
118	Nut	98-7572	2	
120	Gasket-Plate	115-8578	1	
130	Bolt	98-7568	2	
140	Stud	98-7571	2	
150	Nut-Flange	100-2203	2	

## NOZZLE HOLDER AND GLOW PLUG ASM



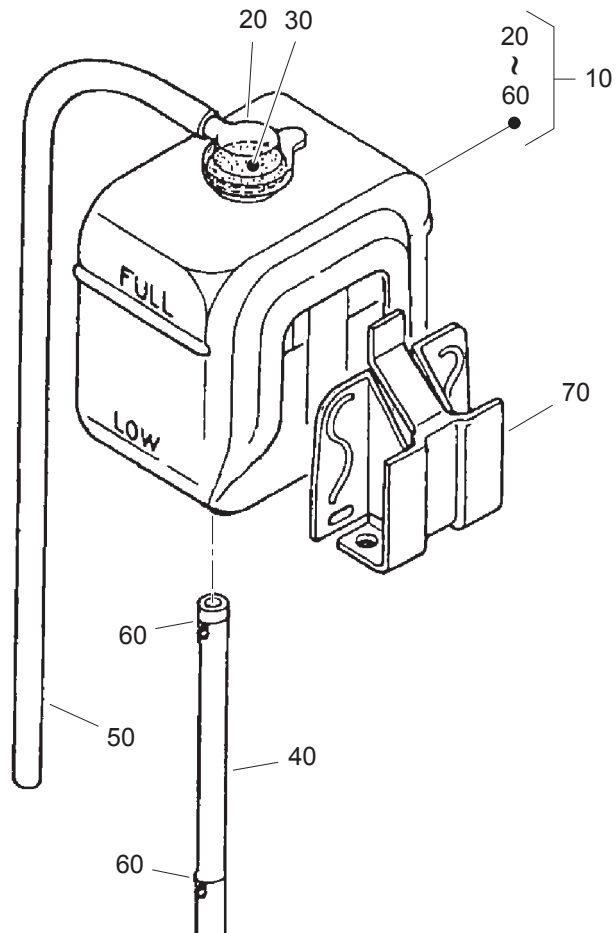
Item No.	Description	Part No.	Qty	Item Note
10	Overflow Pipe Asm	100-9213	1	
20	Fuel Tube Asm	120-5805	1	
30	Clip-Pipe	115-8595	2	
50	Clamp-Cord	98-7673	1	
60	Piece-Nozzle	98-7675	4	
70	Gasket	98-7676	4	
80	Seal-Heat	98-7677	4	
90	Pipe-Injection	98-7678	1	
100	Pipe-Injection	98-7679	1	
110	Pipe-Injection	98-7680	1	
120	Pipe-Injection	98-7681	1	
130	Clamp-Pipe	98-7682	3	
140	Clamp-Pipe	98-7683	3	
150	Screw (W/Washer)	98-7684	3	
160	Plug-Glow	130-1562	4	
170	Cord-Plug, Glow	98-7686	1	
180	Nut-Flange	99-8377	4	
200	Nozzle Holder Kit	98-7687	4	
210	Nut	121-2411	4	
220	Washer	98-7668	4	

# FUEL FILTER ASM



Item No.	Description	Part No.	Qty	Item Note
10	Fuel Filter Asm	130-1193	1	
20	Filter Cover Asm	130-1194	1	
40	Joint-Pipe	130-1180	1	
50	Joint-Pipe	130-1181	1	
60	Element-Filter	130-1187	1	
65	Mark-Form	130-1195	1	
70	Plug-Filter Breather	130-1329	1	
80	O Ring	130-1179	1	
100	Pipe-Fuel	130-1222	1	
110	Clip-Pipe	98-7616	4	
120	Pipe-Over Flow, Fuel	130-1330	1	
130	Clip-Pipe	98-7672	6	

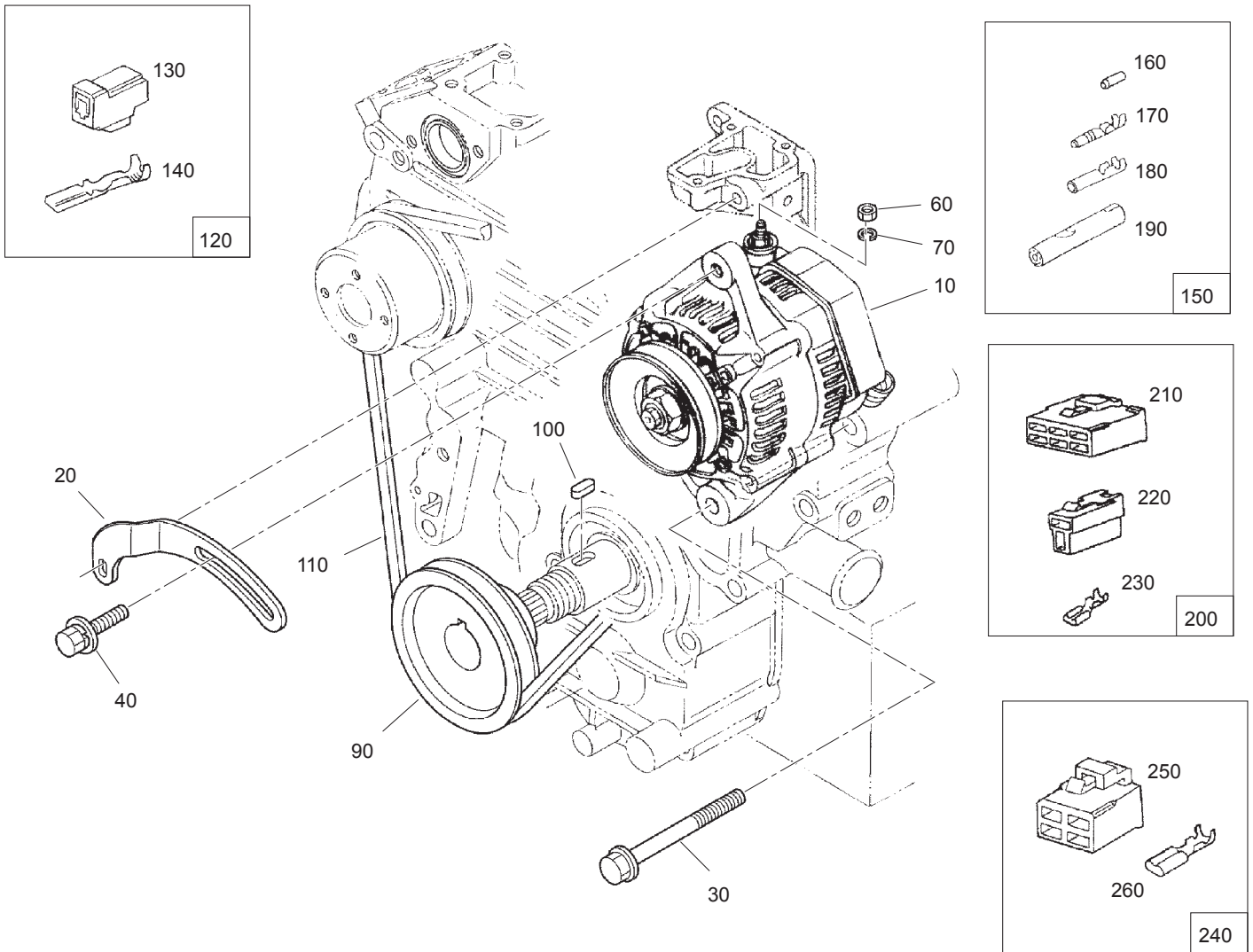
## RESERVE TANK ASM



Item No.	Description	Part No.	Qty	Item Note
10	Bottle-Overflow	104-9318	1	
20	Cap	130-1192	1	
30	Gasket	105-3755	1	
40	Pipe-Overflow	130-1201	1	
50	Pipe-Overflow, Water	130-1568	1	
60	Clip-Pipe	130-1200	2	
70	Stay-Tank, Reserve	130-1202	1	



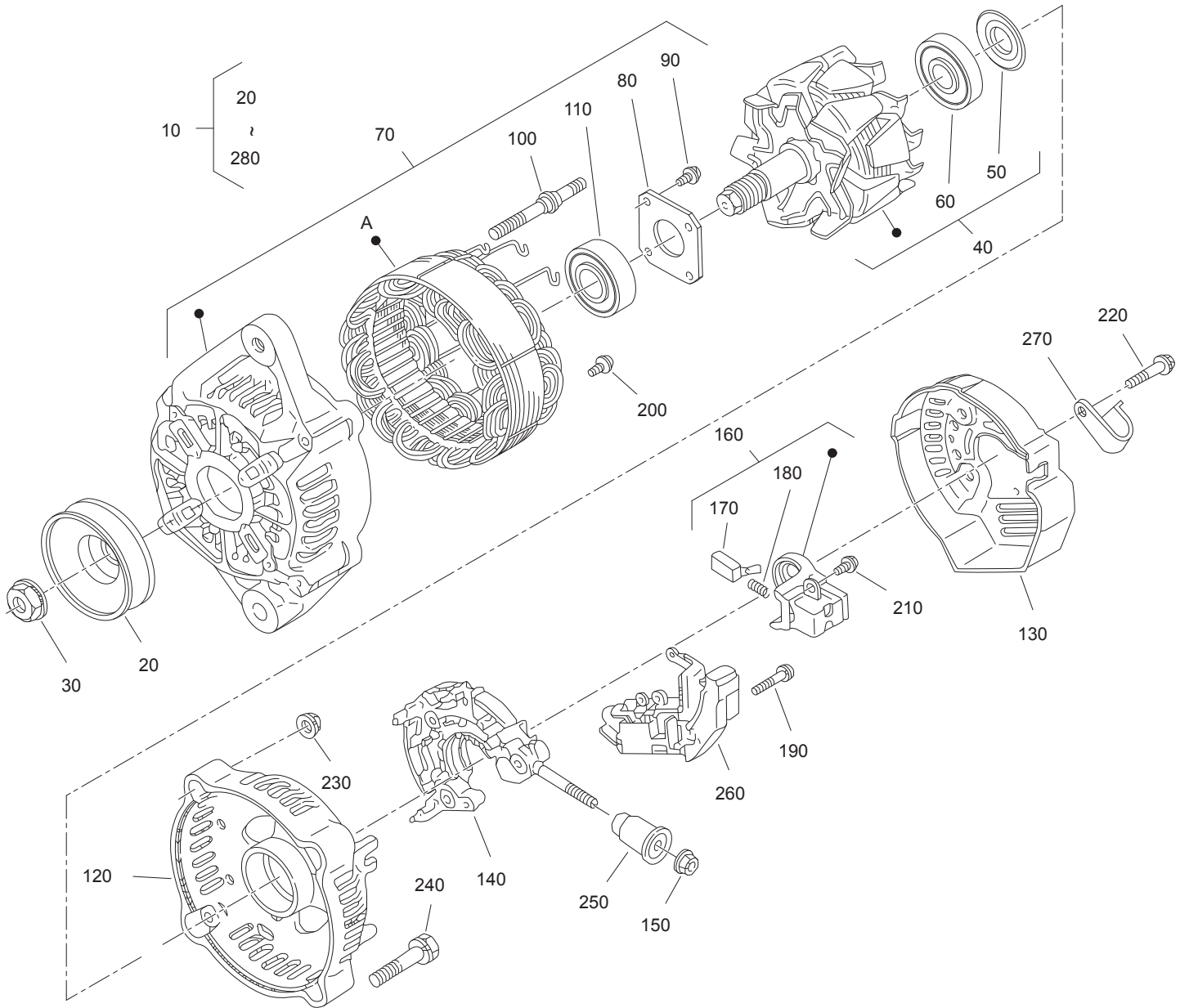
# ALTERNATOR AND PULLEY ASM



## ALTERNATOR AND PULLEY ASM

Item No.	Description	Part No.	Qty	Item Note
10	Alternator Asm	130-1315	1	
20	Stay-Dynamo	120-5820	1	
30	Bolt-Flange	130-1162	1	
40	Bolt	108-7088	1	
60	Nut	98-7572	1	
70	Washer Spring	98-7699	1	
90	Pulley-Fan Drive	130-1348	1	
100	Key-Feather	98-7451	1	
110	Belt-Fan	AU106649	1	
120	Coupler Asm	115-8600	1	
130	Connector	115-8601	1	
140	Terminal	115-8602	2	
150	Terminal Asm	98-9700	1	
160	Sleeve	98-9702	1	
170	Terminal	98-9701	1	
180	Terminal	98-9703	1	
190	Sleeve	98-9704	1	
200	Coupler Asm	98-9696	1	
210	Connector	98-9697	1	
220	Connector	98-9698	1	
230	Terminal	98-9699	7	
240	Coupler Asm	130-1285	1	
250	Connector	130-1174	1	
260	Terminal	98-9699	4	

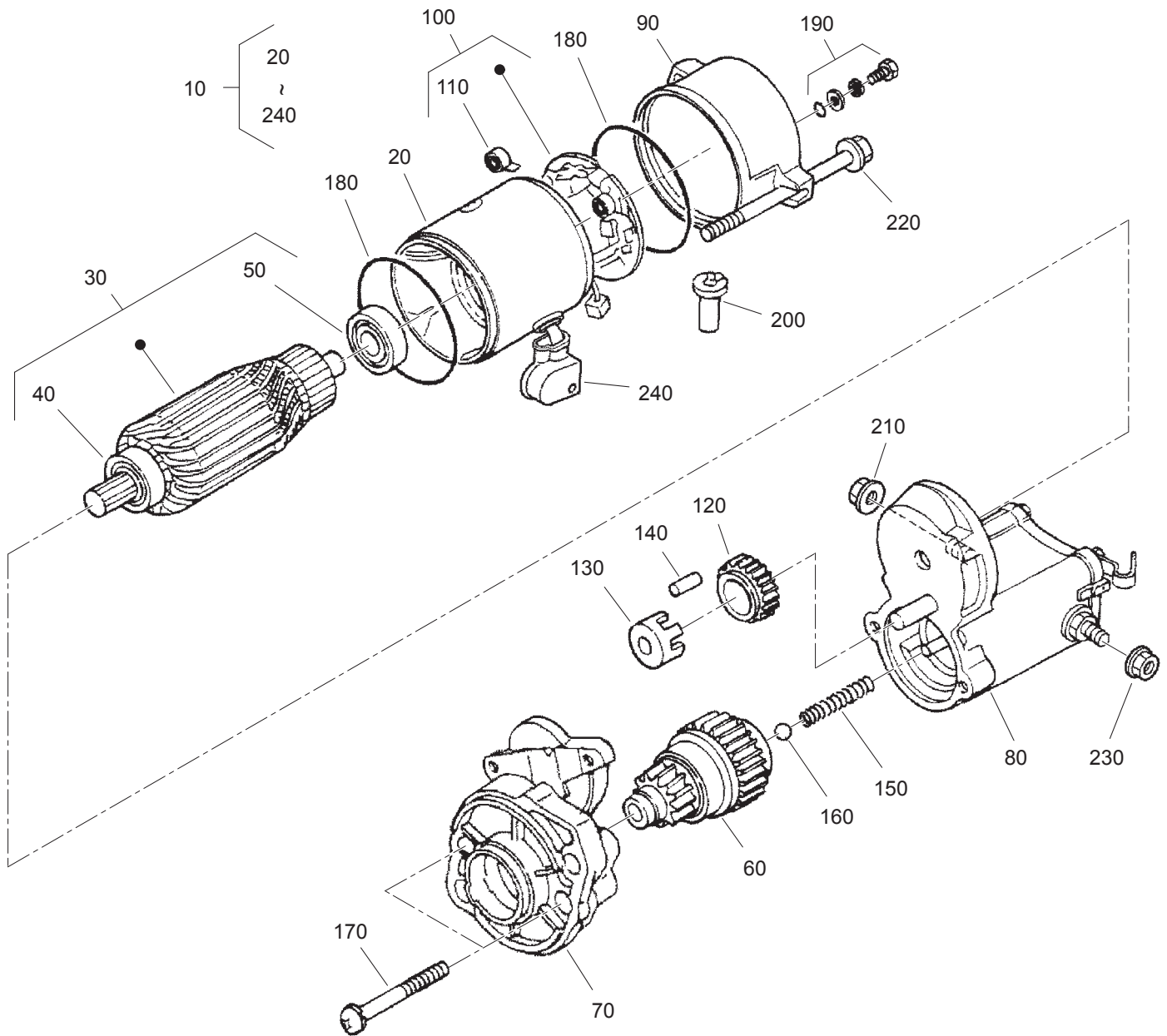
# ALTERNATOR COMPONENTS



## ALTERNATOR COMPONENTS

Item No.	Description	Part No.	Qty	Item Note
10	Alternator Asm	130-1315	1	
20	Pulley-Alternator	98-7707	1	
30	Nut	98-7708	1	
40	Rotor	130-1317	1	
50	Cover-Bearing	98-7711	1	
60	Bearing-Ball	130-1319	1	
70	Frame-Drive End	130-1316	1	
80	Plate-Retainer	98-7715	1	
90	Screw-Head, Round	98-7716	4	
100	Bolt-Through	98-7717	2	
110	Bearing-Ball	98-7718	1	
120	Frame-End	130-1318	1	
130	Cover-End	117-0320	1	
140	Rectifier Asm	130-1320	1	
150	Insulation-Brush	117-0321	1	
160	Holder-Brush	98-7723	1	
170	Brush	98-7724	2	
180	Spring-Brush	98-7725	2	
190	Screw-Head, Round	98-7726	2	
200	Screw-Head, Round	98-7727	6	
210	Screw-Head, Round	98-7728	1	
220	Bolt	98-7729	3	
230	Nut	98-7730	2	
240	Bolt	98-7731	2	
250	Nut	98-7732	1	
260	Regulator Asm	110-3799	1	
270	Clamp-Cord	120-5841	1	
280	Collar	98-7709	1	

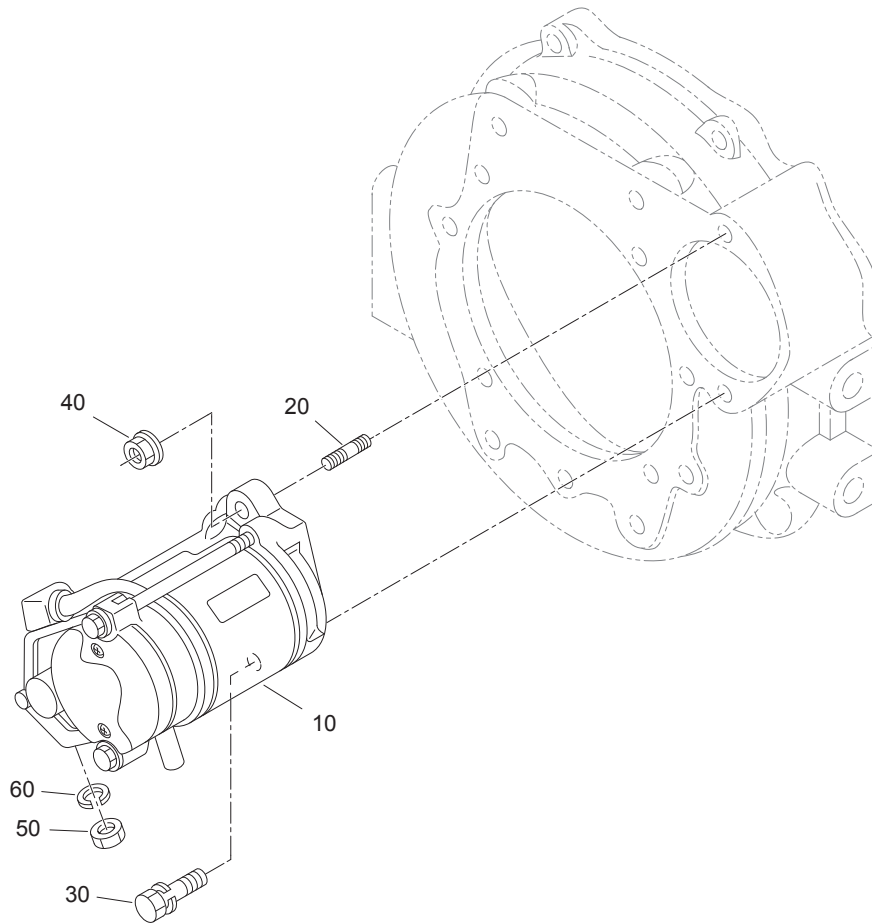
# STARTER COMPONENT ASM



## STARTER COMPONENT ASM

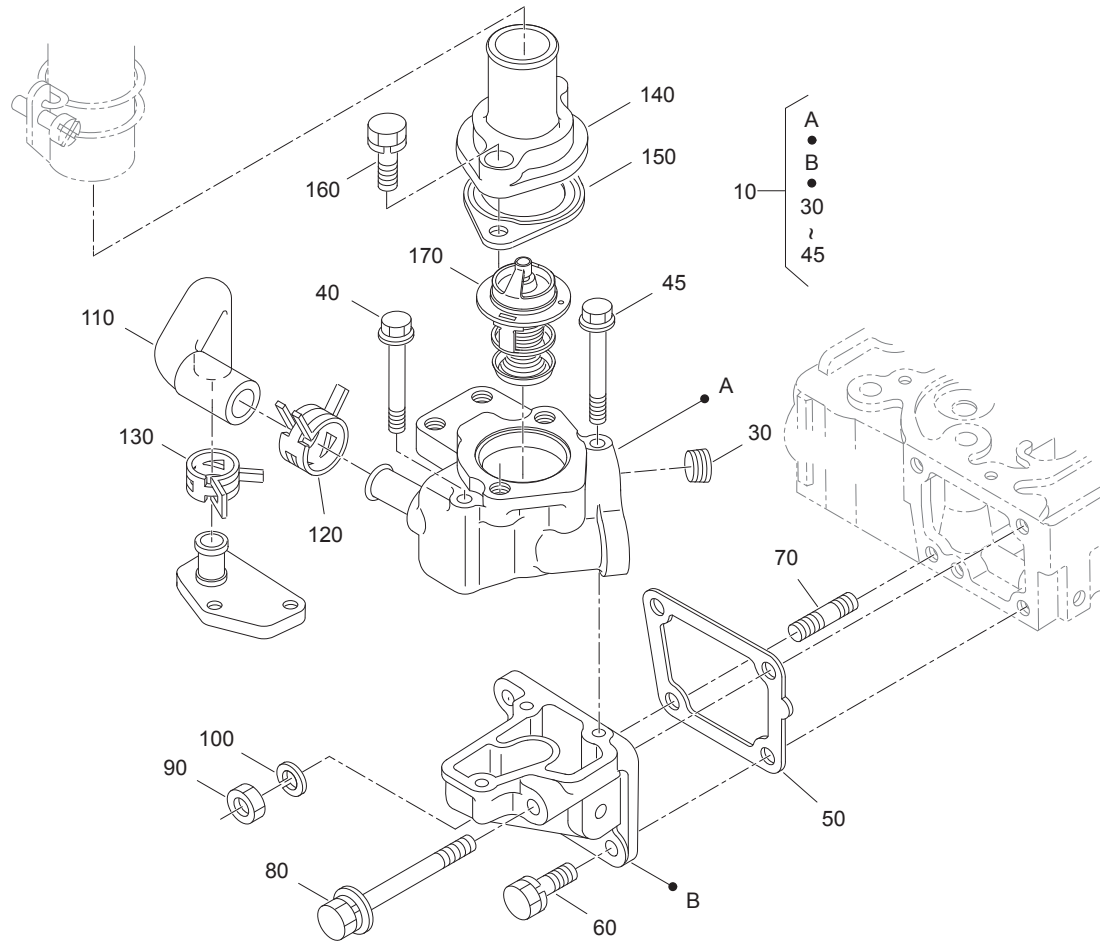
Item No.	Description	Part No.	Qty	Item Note
10	Starter Asm	98-7734	1	
20	Yoke Asm	98-7741	1	
30	Armature Asm	98-7742	1	
40	Bearing	98-7744	1	
50	Bearing	98-7743	1	
60	Clutch-Running, Over	98-7745	1	
70	Frame-End, Drive	98-7746	1	
80	Magnetic Switch Asm	98-7747	1	
90	Frame-End	98-7748	1	
100	Brush Holder Asm	98-7749	1	
110	Spring-Brush	98-7750	4	
120	Gear	98-7751	1	
130	Retainer	98-7752	1	
140	Roller	98-7753	5	
150	Spring	98-7754	1	
160	Ball	98-7755	1	
170	Bolt	98-7756	2	
180	O-Ring	98-7757	2	
190	Bolt Asm	98-7758	2	
200	Pipe-Drain	98-7759	1	
210	Nut-Hex	99-8376	1	
220	Bolt	100-9240	2	
230	Nut-Hex	98-7760	1	
240	Cover-Terminal	110-0020	1	

# STARTER ASM



Item No.	Description	Part No.	Qty	Item Note
10	Starter Asm	98-7734	1	
20	Stud	98-7735	1	
20	Bolt-Stud	130-1158	1	
30	Bolt	98-7736	1	
40	Nut-Flange	120-5822	1	
50	Nut	98-7739	1	
60	Washer Spring	105-2893	1	

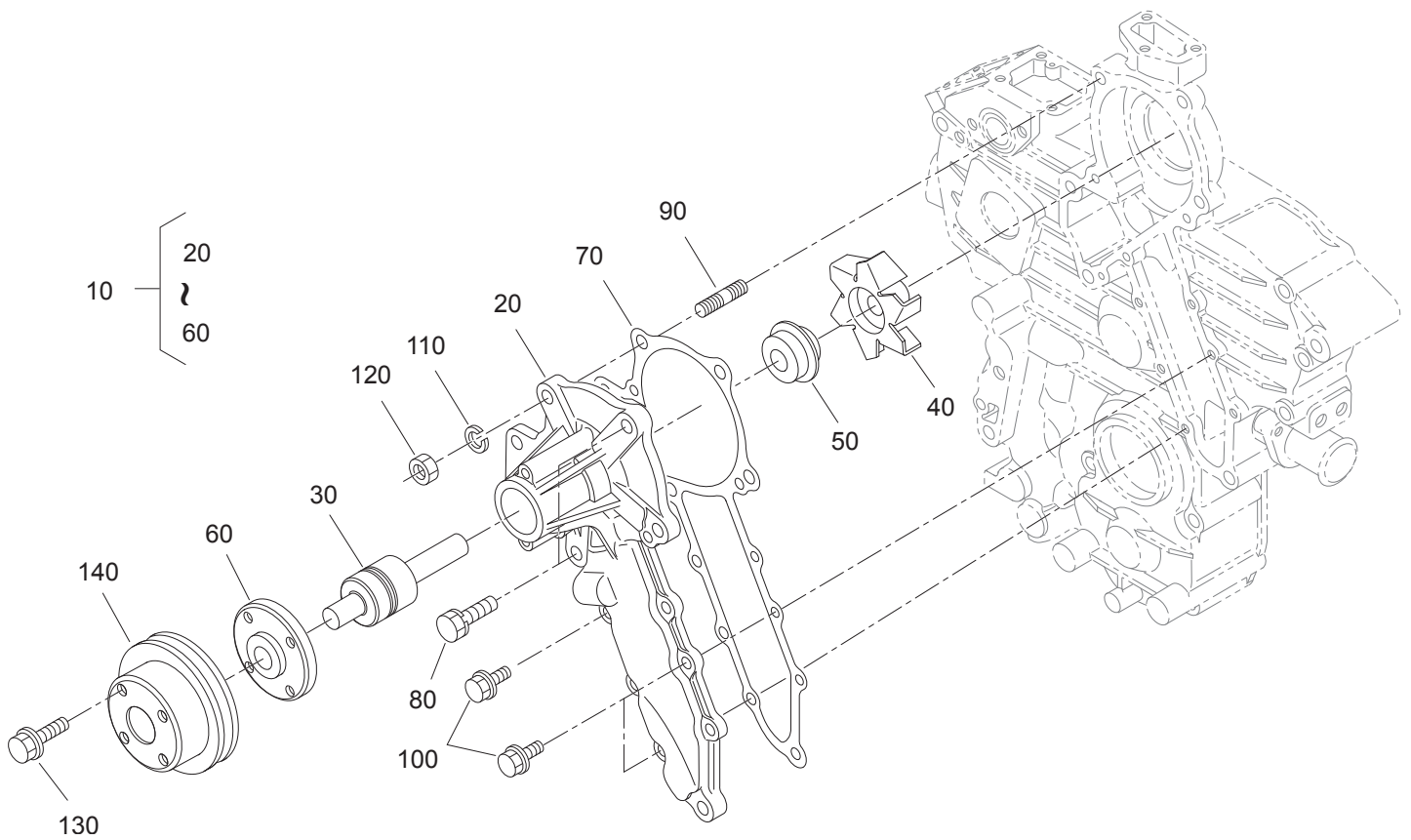
## WATER FLANGE & THERMOSTAT ASM



Item No.	Description	Part No.	Qty	Item Note
10	Water Flange Asm	130-1347	1	
30	Plug	105-2874	1	
40	Bolt-Flange	105-2875	2	
45	Bolt-Flange	107-0117	1	
50	Gasket-Flange, Water	98-7767	1	
60	Bolt	98-9359	2	
70	Stud	100-1558	1	
80	Bolt	107-0115	1	
90	Nut	98-7534	1	
100	Washer Spring	105-2893	1	
110	Pipe-Return, Water	115-8620	1	
120	Clamp-Hose	115-8621	1	
130	Clamp-Hose	105-2879	1	
140	Cover-Thermostat	98-7775	1	
150	Gasket-Thermostat	105-3748	1	
160	Bolt	98-7777	2	
170	Thermostat Asm	105-2881	1	

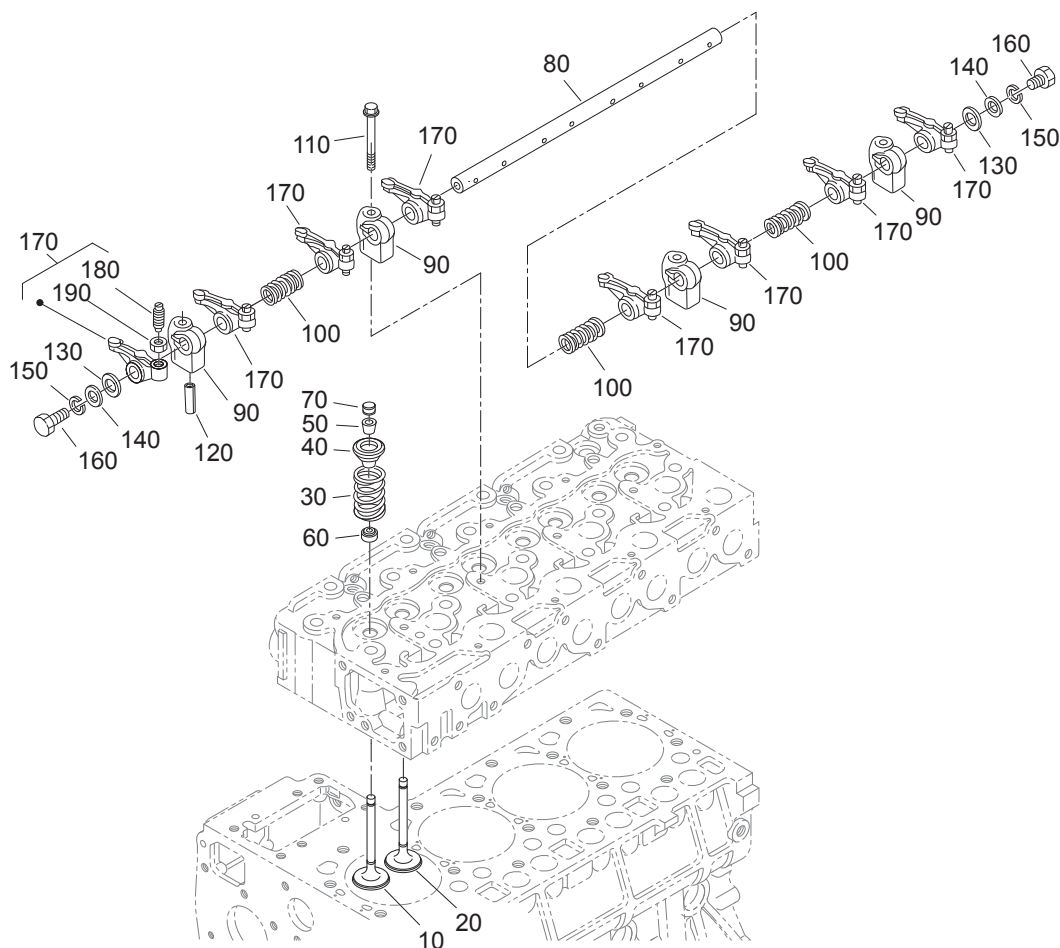


# WATER PUMP ASM



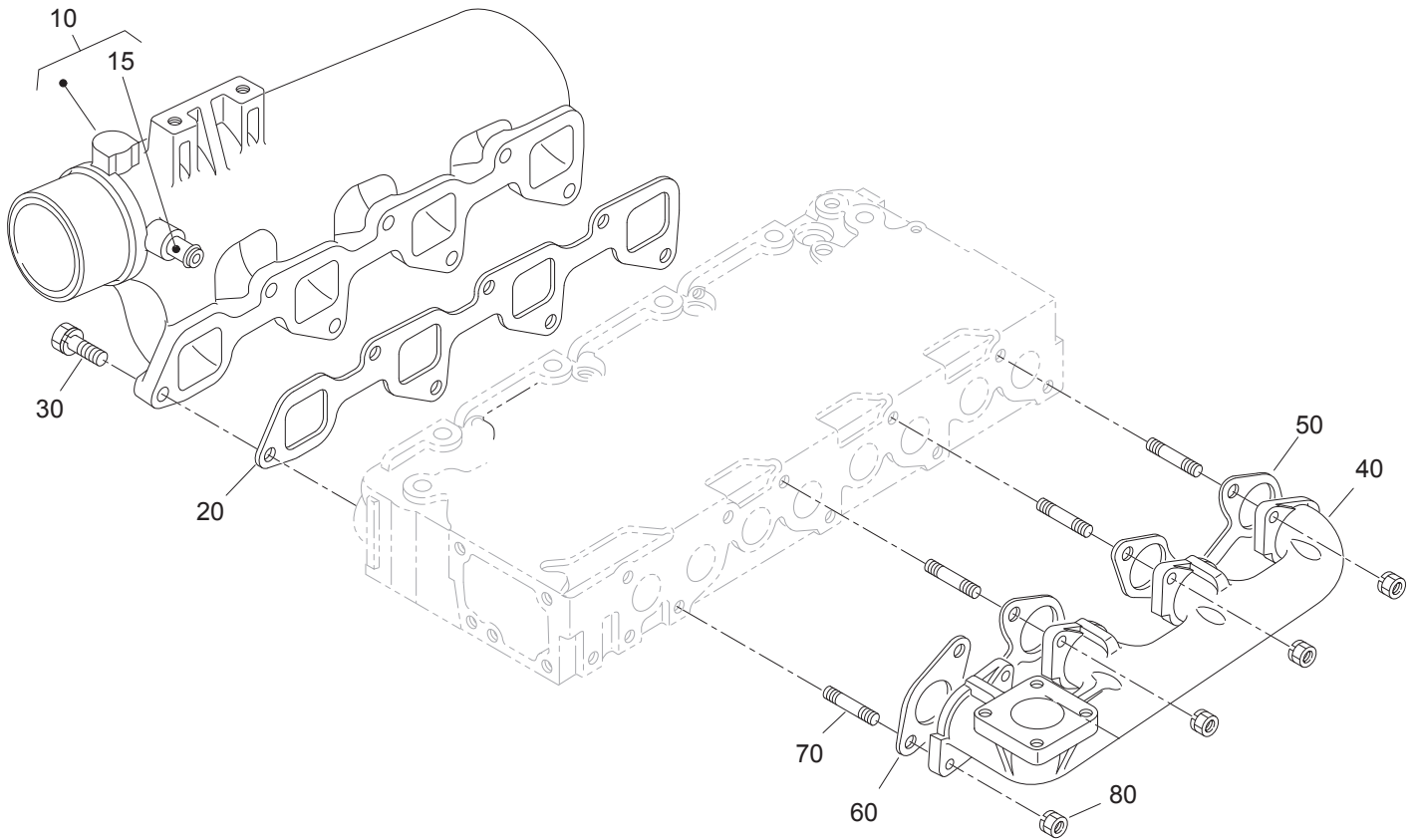
Item No.	Description	Part No.	Qty	Item Note
10	Water Pump Asm	130-1341	1	
20	Body-Water Pump	130-1342	1	
30	Bearing	120-5828	1	
40	Impeller-Pump, Water	107-0130	1	
50	Mechanical Seal Asm	98-7782	1	
60	Flange-Shaft, Water Pump	108-7089	1	
70	Gasket-Pump, Water	115-8624	1	
80	Bolt	98-7439	2	
90	Stud	108-7090	1	
100	Bolt-Flange	127-0403	6	
110	Washer Spring	105-2893	1	
120	Nut	98-7534	1	
130	Bolt-Flange	99-8363	4	
140	Pulley-Fan	115-8625	1	

## VALVE & ROCKER ARM ASM



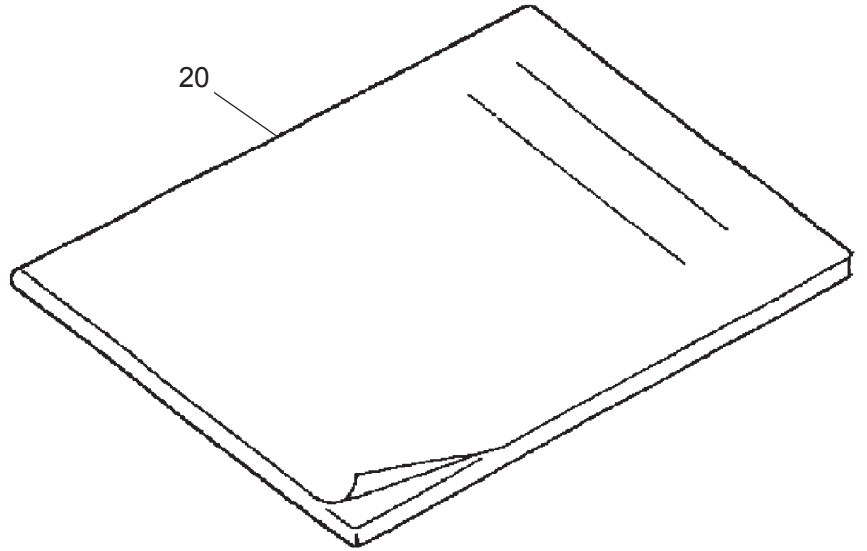
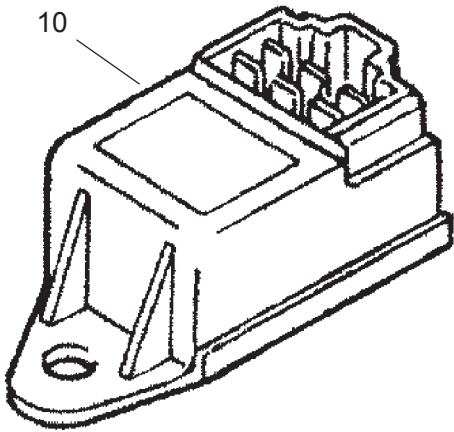
Item No.	Description	Part No.	Qty	Item Note
10	Valve-Inlet	115-8626	4	
20	Valve-Exhaust	130-1458	4	
30	Spring-Valve	130-1450	8	
40	Retainer-Spring, Valve	98-7794	8	
50	Collet-Spring, Valve	98-7795	8	
60	Seal-Stem, Valve	98-7796	8	
70	Cap-Valve	130-1451	8	
80	Shaft-Arm, Rocker	107-0134	1	
90	Bracket-Arm, Rocker	98-7800	4	
100	Spring-Arm, Rocker	98-7807	3	
110	Bolt-Flange	108-7091	4	
120	Pin-Spring	98-7805	1	
130	Washer	98-7806	2	
140	Washer-Plain	120-5832	2	
150	Washer Spring	105-2893	2	
160	Bolt	98-7884	2	
170	Rocker Arm Asm	98-7809	8	
180	Screw-Adjusting	130-1452	8	
190	Nut	98-7811	8	

## INTAKE & EXHAUST MANIFOLD ASM



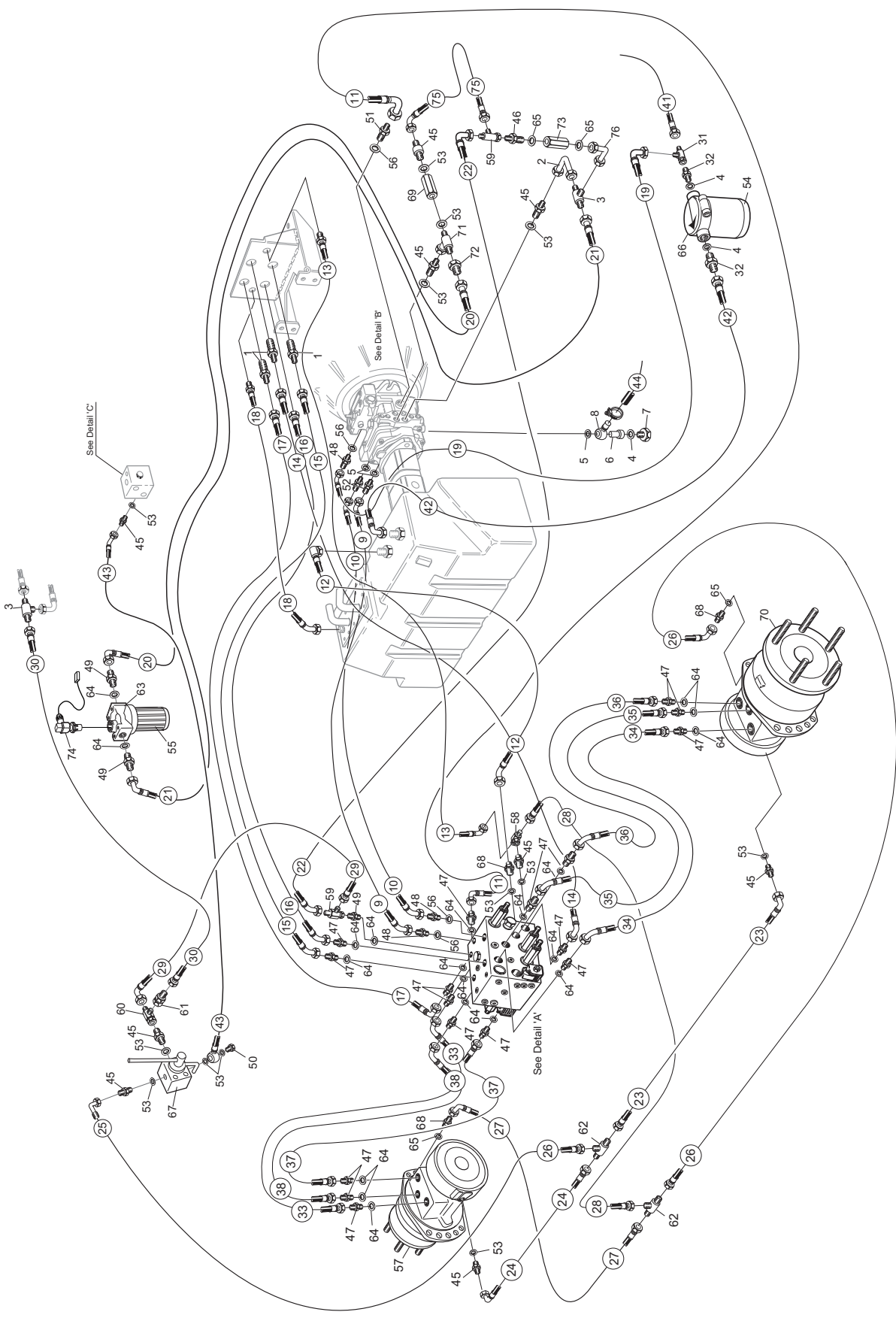
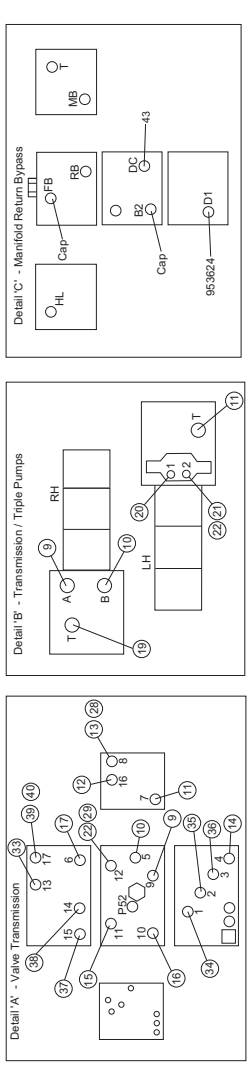
Item No.	Description	Part No.	Qty	Item Note
10	Intake Manifold Asm	130-1447	1	
15	Pipe-Return, Water	98-7766	1	
20	Gasket-Manifold, Intake	100-9284	1	
30	Bolt	98-7610	7	
40	Manifold-Exhaust	120-5835	1	
50	Gasket	98-7802	1	
60	Gasket	98-7803	1	
70	Stud	100-1558	8	
80	Nut	100-9288	8	

## MISC ENGINE PARTS



Item No.	Description	Part No.	Qty	Item Note
10	Timer-Lamp, Glow	130-1211	1	
20	Operator Manual	130-1483	1	

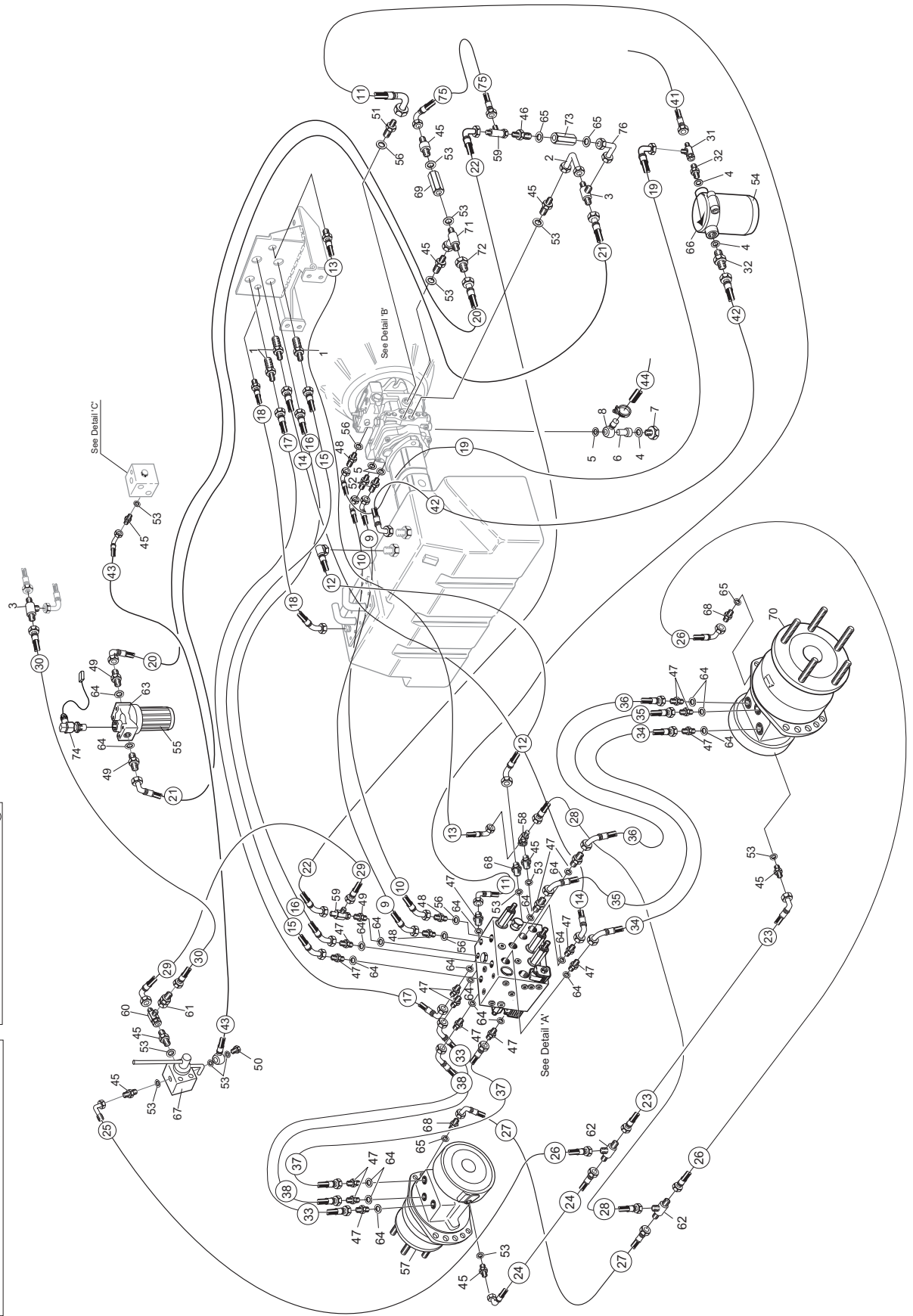
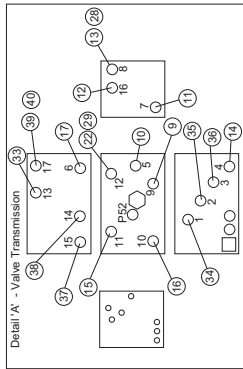
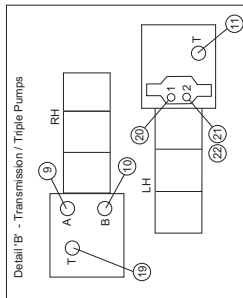
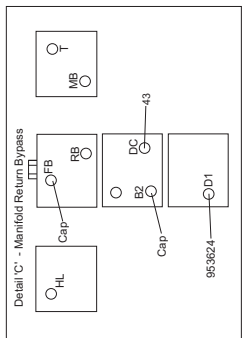
# HYDRAULIC CIRCUIT - FRONT TRANSMISSION



## HYDRAULIC CIRCUIT - FRONT TRANSMISSION

Item No.	Description	Part No.	Qty	Item Note
1	Bulk Head Fitting ½" M / M	09-06-216	4	
2	¼" Female * 3/8" Female 90° Com	953731	2	
3	Tee 3/8"*3/8"*3/8" Male/Male/Male	31-06-012	2	
4	Seal 1" ¼" Dowty	10-06-035	3	
5	Seal 1" Dowty	09-06-214	3	
6	Suction Fitting Banjo Bolt	953039	1	
7	Suction Filling Cap	953044	1	
8	Suction Filling W/A	953045	1	
9	Hose ¾" 90°/45°	953688	1	0.800 Lg 70°
10	Hose ¾" 90°/45°	953689	1	0.835 Lg 70°
11	Hose ½" 90° Str	994654	1	
12	Hose 3/8" 90°/90°	953692	1	0.6 Lg 180°
13	Hose ¼" Stbh/90°	953695	1	2.530 Lg
14	Hose ½" 90°/St	953617	1	3.050 Lg
15	Hose ½" 45°/St	953616	1	2.530 Lg
16	Hose ½" 45°/St	953616	1	2.530 Lg
17	Hose ½" 90°/St	953617	1	3.050 Lg
18	Hose ¼" Stbh/45°	953694	1	2.000 Lg
19	Hose ¾" 90°/90°	953618	1	1.670 Lg 90°
20	Hose 3/8" 90°/45°	953621	1	0.530 Lg 90°
21	Hose 3/8" 90°/45°	953622	1	0.680 Lg 270°
22	Hose 3/8" 90°/45°	953625	1	0.850 Lg 270°
23	Hose ¼" 90°/St	953696	1	0.740 Lg
24	Hose ¼" 90°/St	953696	1	0.740 Lg
25	Hose ¼" 90°/St	953697	1	1.060 Lg
26	Hose ¼" 90°/St	953698	1	0.700 Lg
27	Hose ¼" 90°/St	953698	1	0.700 Lg
28	Hose ¼" St/St	953699	1	0.850 Lg
29	Hose ¼" 90°/St	953702	1	1.000 Lg
30	Hose 3/8" St/St	953704	1	0.880 Lg
31	Tee 1"1"¾" Bsp M/Female/M	953608	1	
32	Adaptor 1"* 1 ¼" Bsp Male/Male	15-06-109	2	
33	Hose ½" St/St	953735	1	0.530 Lg
34	Hose ½" 45°/St	953628	1	0.540 Lg
35	Hose ½" 45°/St	953628	1	0.540 Lg
36	Hose ½" 45°/St	953628	1	0.540 Lg
37	Hose ½" 45°/St	953629	1	0.620 Lg
38	Hose ½" 45°/St	953736	1	0.540 Lg
39	Hose ¼" 90°/St	910673	1	1.650 Lg
40	Hose ¼" 90°/St	910673	1	1.650 Lg
41	Hose 1" 90°/45°	994690	1	
42	Hose 1" 90°/St	910664	1	0.790 Lg
43	Hose ¼" Banjo/90°	953662	1	0.590 Lg 160°
44	Hose ¾" Cut/Cut	953615	1	0.780 Lg

# HYDRAULIC CIRCUIT - FRONT TRANSMISSION



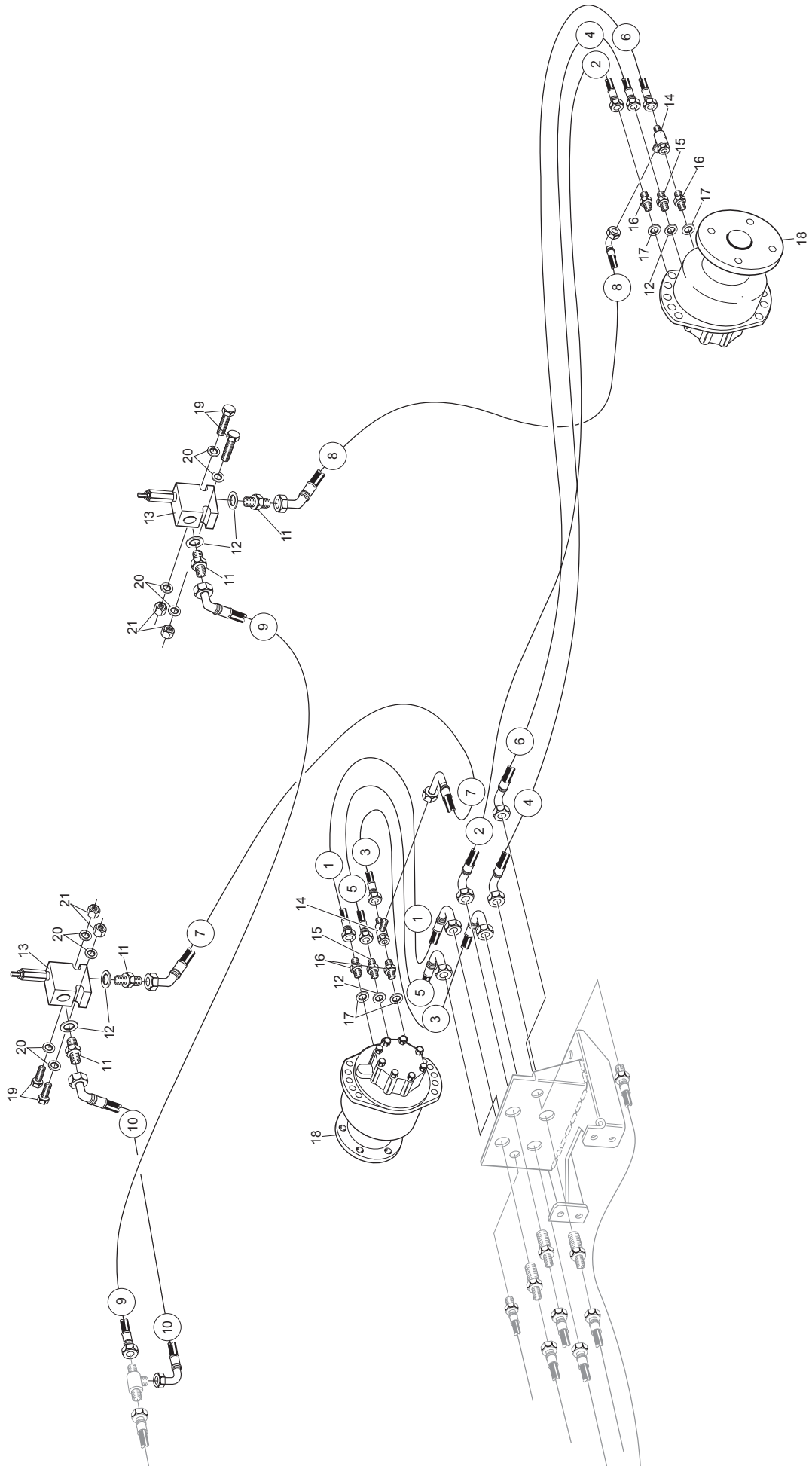


## HYDRAULIC CIRCUIT - FRONT TRANSMISSION

Item No.	Description	Part No.	Qty	Item Note
45	Adaptor 1/4" Male/Male	10-06-085	8	
46	Adaptor 3/8" Male/Male	10-06-042	1	
47	Adaptor 1/2" Male/Male	10-06-078	16	
48	Adaptor 3/4" Male/Male	10-06-044	3	
49	Adaptor 3/8" / 1/2" Male/Male	10-06-043	3	
50	Bolt 1/4" Bssp Banjo	07106	1	
51	Adaptor 3/4" * 1/2" Male/Male	09-06-201	1	
52	Adaptor 3/4" * 1" Male/Male	10-06-070	2	
53	Seal 1/4" Dowty	10-06-030	12	
54	Element Return Filter	924692	1	
55	Element Pressure Filter	924709	1	
56	Seal 3/4" Dowty	10-06-033	4	
57	Motor Front Wheel Rh	953686	1	
58	Tee 1/4" M/M/Female On Branch	10-06-083	1	
59	Tee 3/8" Female/M 1/4" M Branch	953806	2	
60	Tee 1/4" Female/M/M On Branch	10-06-083	1	
61	Adaptor 1/4" Female / 3/8" Male	65-06-331	1	
62	Tee 1/4" Male/Male/Male	30-06-201	2	
63	Filter Pressure Assy	924708	1	Incs Items 55 & 74
64	Washer Seal 1/2" Dowty	10-06-032	21	
65	Seal 3/8" Dowty	10-06-031	4	
66	Filter Return Assy	111-7508	1	Incs Item 54
67	Valve Brake	74-06-015W	1	
68	Adaptor 1/4" 3/8" Male/Male	50-06-009	3	
69	Check Valve 1/4"	74-06-016	1	
70	Motor Front Wheel Lh	953682	1	
71	Tee 1/4" Bsp M/Female/M	60-06-011	1	
72	Adaptor 1/4" * 3/8" Bsp Female/M	65-06-331	1	
73	Check Valve 3/8"	65-06-303	1	
74	Differential Indicator	924710	1	
75	Hose 1/4" 900/Straight	953737	1	
76	Elbow 3/8" M Female/900 Com	20-06-204	1	



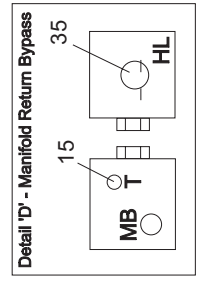
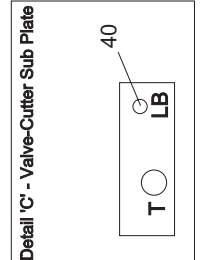
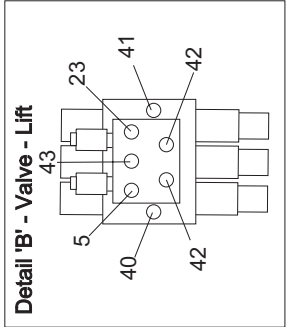
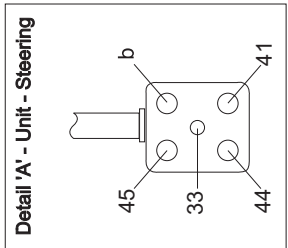
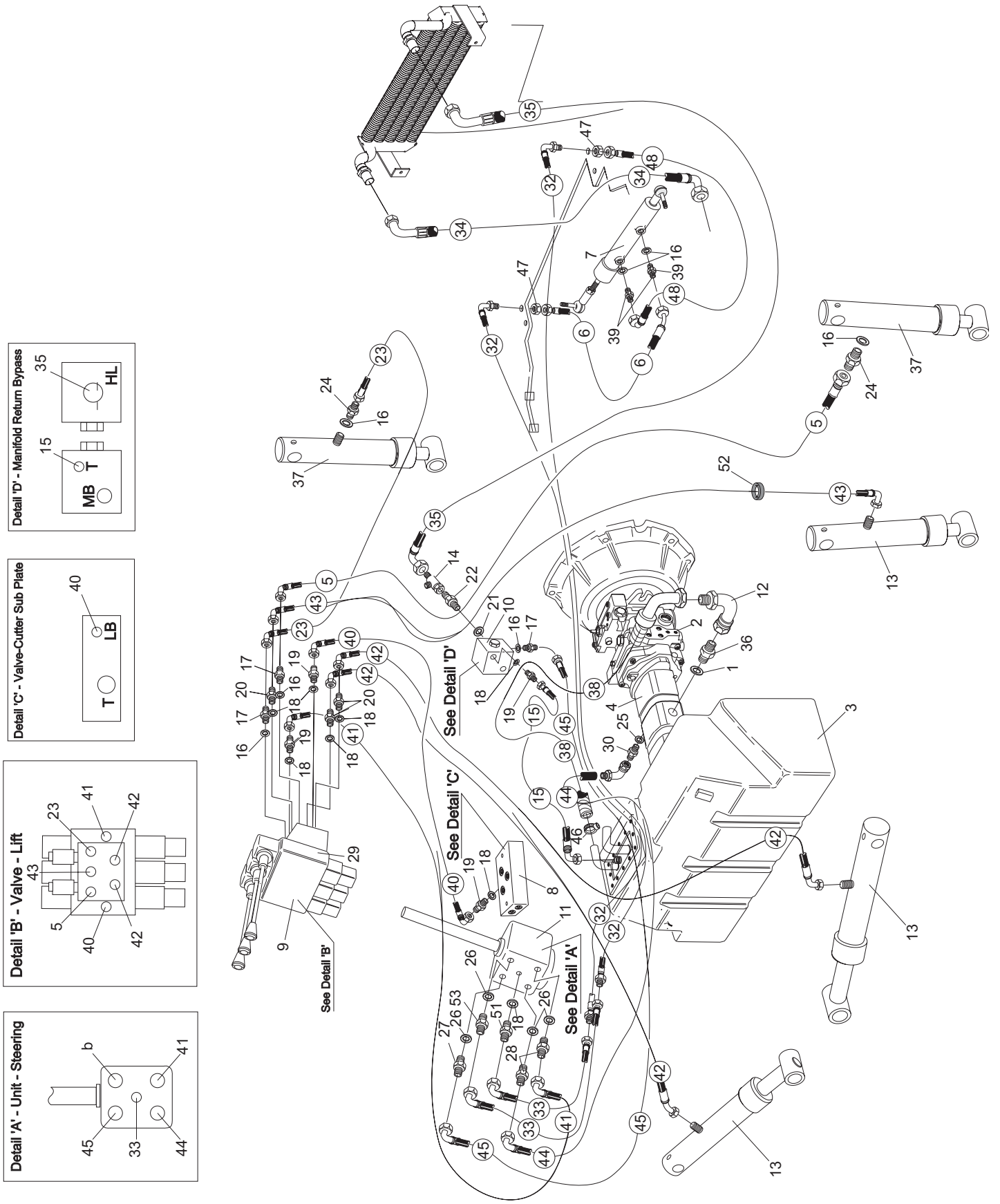
# HYDRAULIC CIRCUIT REAR TRANSMISSION



## HYDRAULIC CIRCUIT REAR TRANSMISSION

Item No.	Description	Part No.	Qty	Item Note
1	Hose 1/2" 90°/St	953675	1	0.820 Lg
2	Hose 1/2" 90°/St	953675	1	0.820 Lg
3	Hose 1/2" 90°/St	953713	1	0.770 Lg
4	Hose 1/4" 90°/St	953693	1	0.820 Lg
5	Hose 1/4" 90°/St	953693	1	0.820 Lg
6	Hose 1/2" 90°/St	953713	1	0.770 Lg
7	Hose 3/8" 90°/45°	953707	1	1.395 Lg
8	Hose 3/8" 90°/45°	953707	1	1.395 Lg
9	Hose 3/8" 90°/45°	953706	1	1.260 Lg
10	Hose 3/8" 90°/45°	953705	1	0.530 Lg 180°
11	Adaptor 3/8" Male/Male	10-06-042	4	
12	Seal 3/8" Dowty	10-06-031	6	
13	Relief Valve Assy	953710	2	
14	Tee 1/2" * 1/2" * 3/8" Female/M/M	953732	2	
15	Adaptor 1/4" / 3/8" Male/Male	50-06-009	2	
16	Adaptor 1/2" Male/Male	10-06-078	4	
17	Seal 1/2" Dowty	10-06-032	4	
18	Wheel Motor Rear	953685	2	
19	Bolt M6*45	ZDH1F045U	4	
20	Washer Plain M6	09472	8	
21	Nut Nyloc Insert T Type M6	09438	4	

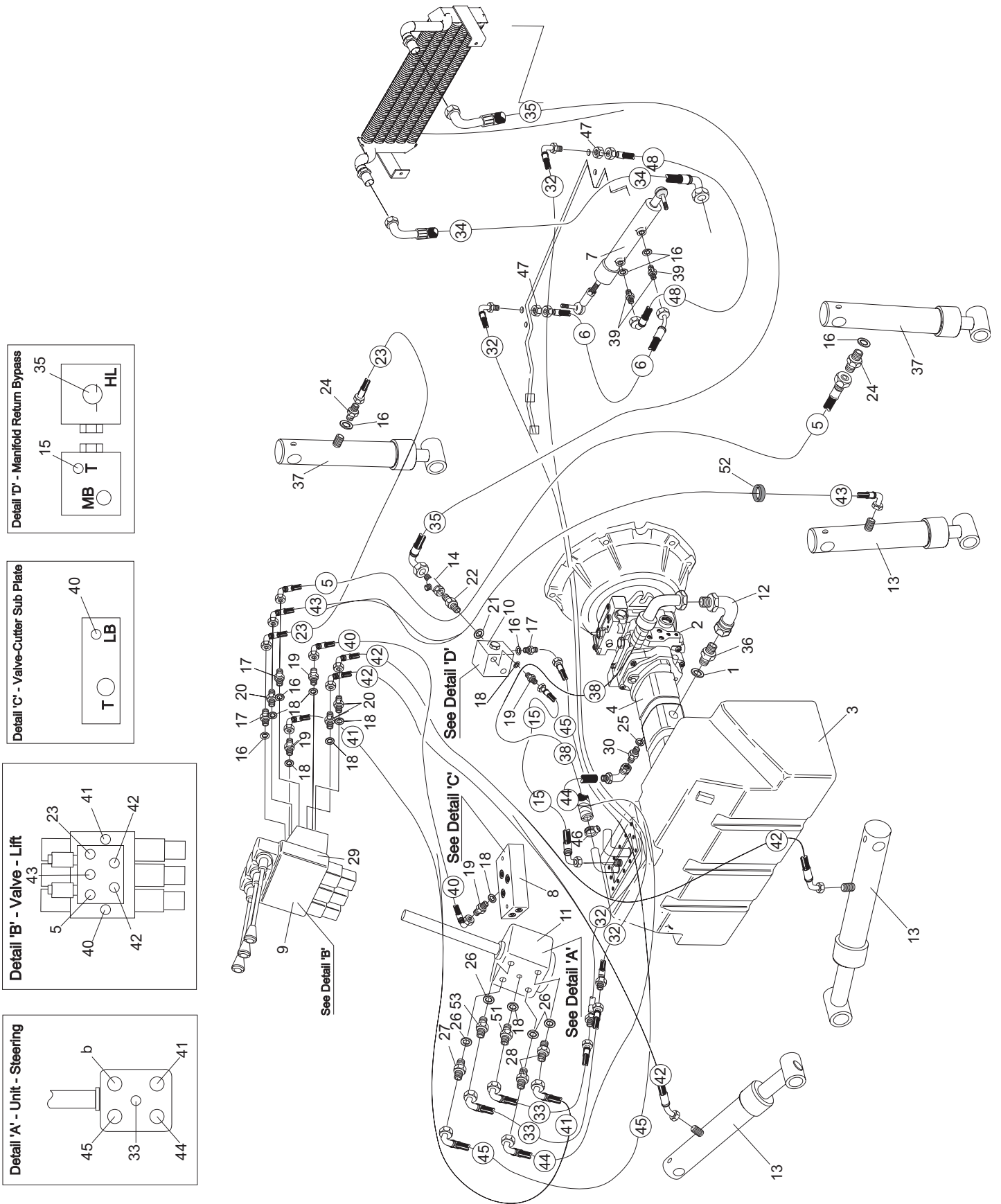
# HYDRAULIC CIRCUIT LIFT & STEERING



## HYDRAULIC CIRCUIT LIFT & STEERING

Item No.	Description	Part No.	Qty	Item Note
2	Pump Transmission	953684	1	
3	Tank Oil Plastic	953802	1	
4	Pump Triple Assy	953750	1	From Serial No. 953B001026
5	Hose ¼" Bssp Assy	953660	1	1980 mm Lg
6	Hose 3/8" 90°/St	994684	1	
7	Cylinder Steering Assy	924726	1	
8	Valve Cutter Sub Plate	910699	1	
9	Valve Lift	111-1399	1	
10	Manifold Return Bypass	910616	1	
11	Unit Steering	111-1835-03	1	
12	Elbow ¼"	767607	1	
13	Cylinder Lift	910109W	3	
14	Tee 1" / 1" / ¾" Bssp M/M/M	953608	1	
15	Hose 3/8" Bssp Assy	953708	1	480 mm Lg
16	Seal Dowty ¼"	10-06-030	6	
17	Adaptor ¼" Bssp Male/Male	10-06-085	5	
18	Seal Dowty 3/8"	10-06-031	7	
19	Adaptor 3/8" Bssp Male/Male	10-06-042	4	
20	Adaptor 3/8" / ¼" Bssp Male/Male	50-06-009	4	
21	Seal Dowty ¾"	10-06-033	1	
22	Adaptor ¾" / 1" Bssp Male/Male	10-06-070	1	
23	Hose ¼" Bssp Assy	953659	1	980 mm Lg 170°
24	Adaptor ¼" Bssp M/M 1.4 Orifice	65-06-019	2	
25	'O' Ring Seal 7/8" Un	63-06-111	1	
26	Seal Dowty ½"	10-06-032	4	
27	Adaptor ½" / ¼" Bssp Male/Male	10-06-040	1	
28	Adaptor ½" / 3/8" Bssp Male/Male	10-06-043	2	
29	Valve 3/5 Lift	111-7977	1	
30	Adaptor 7/8" Un / 3/8" Bssp M/M	70-06-053	1	
32	Hose 3/8" Stbh/St 2.253 Lg	994682	2	
33	Hose 3/8 Assy	994686	2	
34	Hose 1" Bssp Assy	994690	1	Refer Page 85
35	Hose Bssp Assy 1"	994691	1	
36	Adaptor 1 Bsp / 1.¼" Bsp M/M	15-06-109	1	From Serial No. 953B001026
37	Cylinder Lift 385/625	953603	2	
38	Hose 1 ¼"	953691	1	
39	Adaptor ¼" * 3/8" Male/Male	50-06-009	2	
40	Hose 3/8" Bssp Assy	953668	1	390 mm Lg
41	Hose 3/8" Bssp Assy	953647	1	1800 mm Lg
42	Hose ¼" Bssp Assy	953661	2	1520 mm Lg 180°
43	Hose ¼" Bssp Assy	953650	1	1225 mm Lg 225°
44	Hose 3/8" Bssp Assy	953623	1	1720 mm Lg 320°

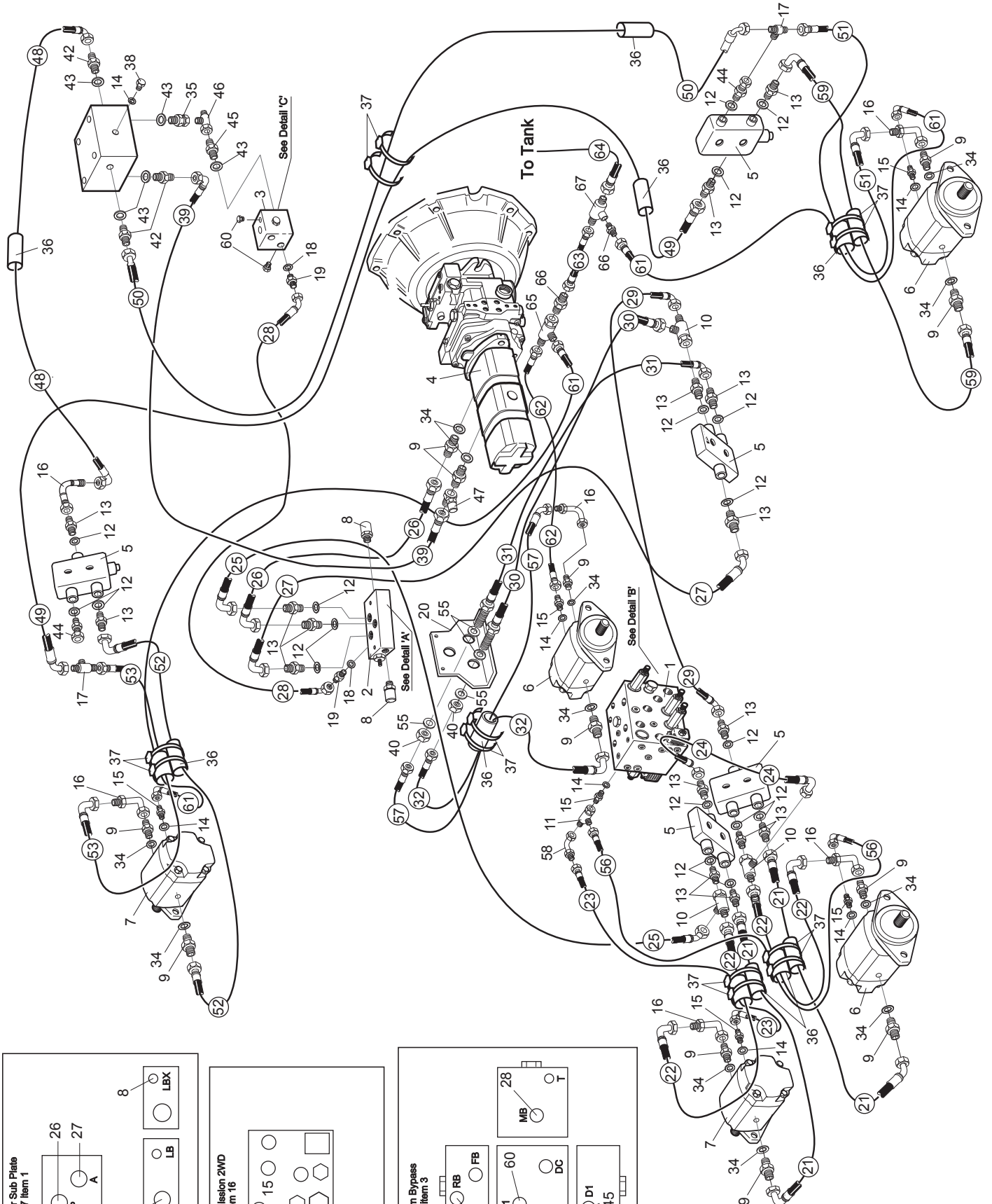
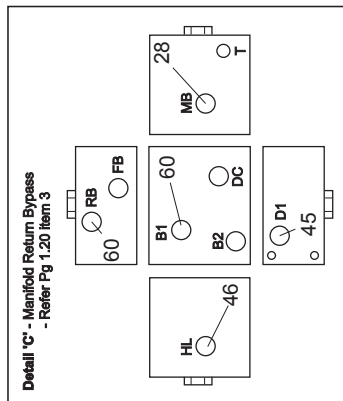
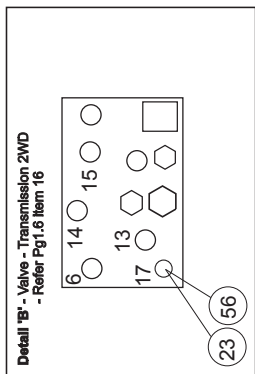
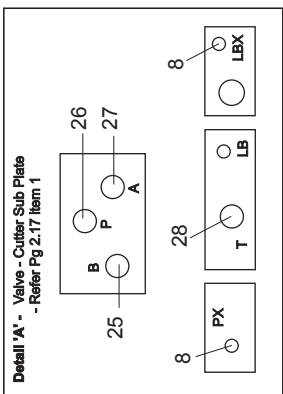
# HYDRAULIC CIRCUIT LIFT & STEERING



## HYDRAULIC CIRCUIT LIFT & STEERING

Item No.	Description	Part No.	Qty	Item Note
45	Hose 1/4" Bsp Assy	953624	1	1800 mm Lg
46	Clip Hose	10-11-034	3	40-50 mm
47	Locknut 3/8" Bsp	910697	2	
48	Hose 3/8" 90°/St	994685	1	0.522 Lg
51	Adaptor 3/8" Bsp Male/Male	10-06-042	1	
52	Grommet 30 O/D	74-07-019	1	
53	Adaptor 3/8"*1/2" Male/Male	10-06-043	1	

# HYDRAULIC CIRCUIT CUTTER DRIVE



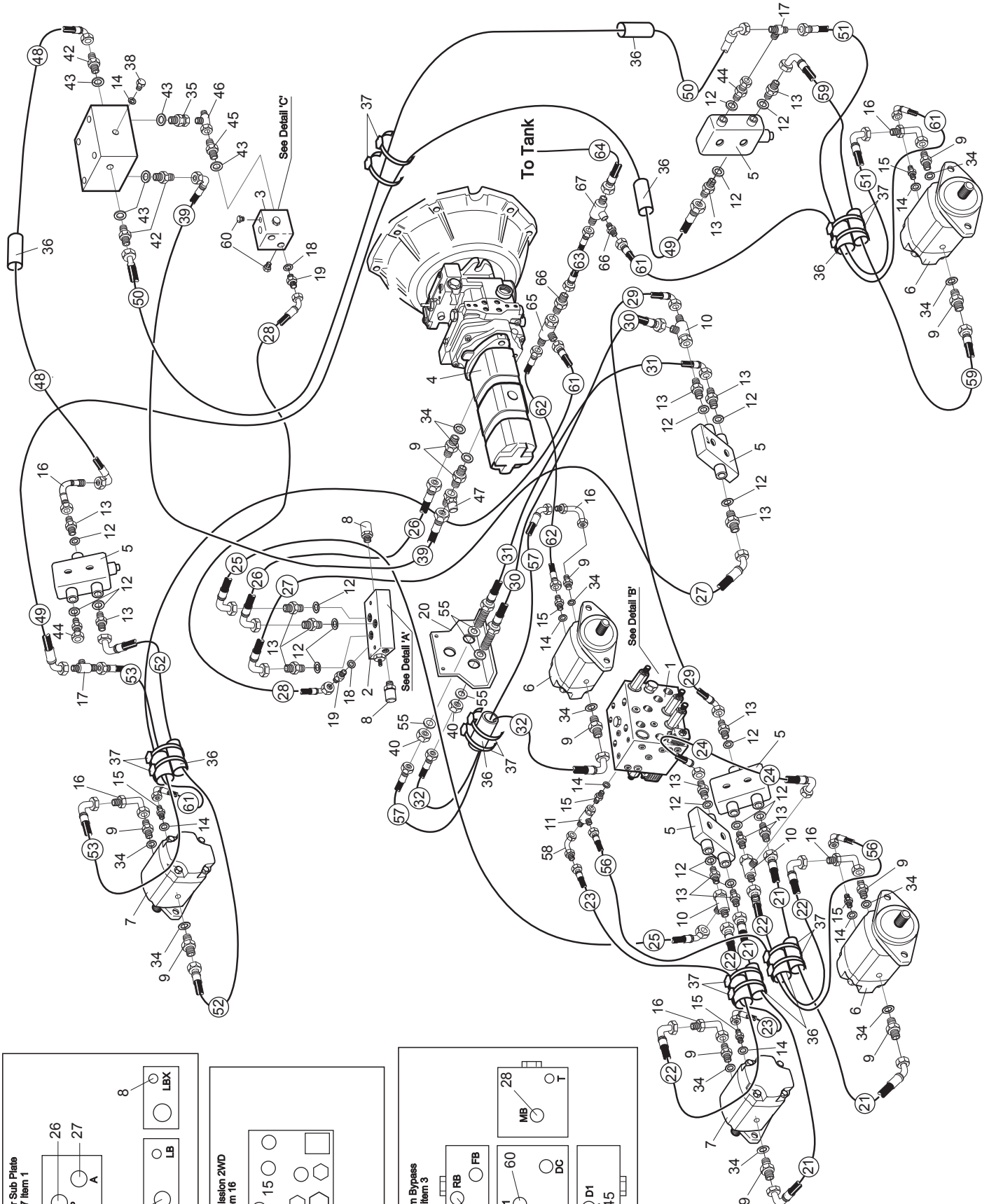
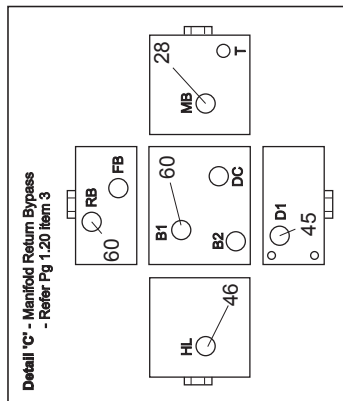
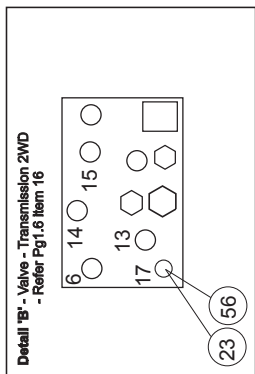
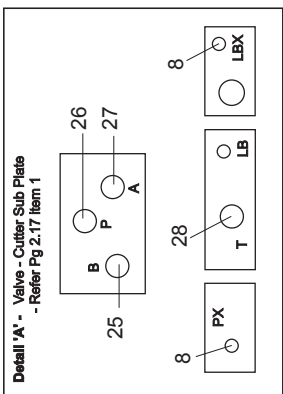


## HYDRAULIC CIRCUIT CUTTER DRIVE

Item No.	Description	Part No.	Qty	Item Note
1	Valve Transmission 2Wd	953683	1	
2	Valve Cutter Sub Plate	910699	1	
3	Manifold Return Bypass	910616	1	
4	Pump Triple Gear Assy	953750	1	
5	Valve Diverter	953601	5	
6	Motor Cutter Anticlockwise	940602	3	
7	Motor Cutter Clockwise	910696	2	
8	Test Point ¼" Bsp	910615	2	
9	Adaptor 7/8" Un ½" Bsp M/M	63-06-104	12	Incs Item 34
10	Tee ½" Bsp Male / Male / Female	65-06-014	3	
11	Tee ¼" Bsp Male/Female/Male	10-06-083	1	
12	Seal Dowty ½"	10-06-032	18	
13	Adaptor ½" Bsp Male/Male	10-06-078	16	
14	Seal Dowty ¼"	10-06-030	11	
15	Adaptor ¼" Bsp Male/Male	10-06-085	10	
16	Elbow ½" Bsp M/Female/Swept	25-06-066	6	
17	Tee ½" Bsp Male/Male/Male	63-06-105	2	
18	Seal Dowty 5/8"	70-06-058	2	
19	Adaptor 5/8" Bsp Male/Male	70-06-057	2	
20	Plate Bump Stop Bracket	910433W	1	
21	Hose ½" Bsp Assy	910654	2	850 mm Lg
22	Hose ½" Bsp Assy	910655	2	980 mm Lg
23	Hose ¼" Bsp Assy	910673	1	1650 mm Lg
24	Hose ½" Bsp Assy	910656	1	330 mm Lg 345°
25	Hose ½" Bsp Assy	953646	1	1400 mm Lg 285°
26	Hose ½" Bsp Assy	953658	1	470 mm Lg 150°
27	Hose ½" Bsp Assy	924653	1	960 mm Lg 27028°
28	Hose 5/8" Bsp Assy	953657	1	730 mm Lg
29	Hose ½" Bsp Assy	953645	1	1480 mm Lg
30	Hose ½" Bsp Assy	953648	1	790 mm Lg]
31	Hose ½" Bsp Assy	953649	1	790 mm Lg
32	Hose ½" Bsp Assy	953666	1	620 mm
34	'O' Ring 7/8" Un	63-06-111	12	
35	Adaptor ¾" Bsp Male/Female	20-06-202	1	
36	Hose Soc 36 Mm Id	07809	1	11m Cut As Required
37	Hose Tie Short	50-07-022	14	
38	Plug ¼" Bsp Blanking	30-06-200	1	
39	Hose ½" Bsp Assy	953703	1	540 mm Lg
40	Locknut ½" Bsp	63-06-113	2	
42	Adaptor ¾" / ½" Bsp Male/Male	09-06-201	3	
43	Seal Dowty ¾"	10-06-033	5	
44	Adaptor ½" Bsp Male/Female	15-06-106	2	
45	Adaptor 1" / ¾" Bsp Male/Male	10-06-070	1	
46	Tee 1" / 1" / ¾" Bsp M/Female/M	953608	1	



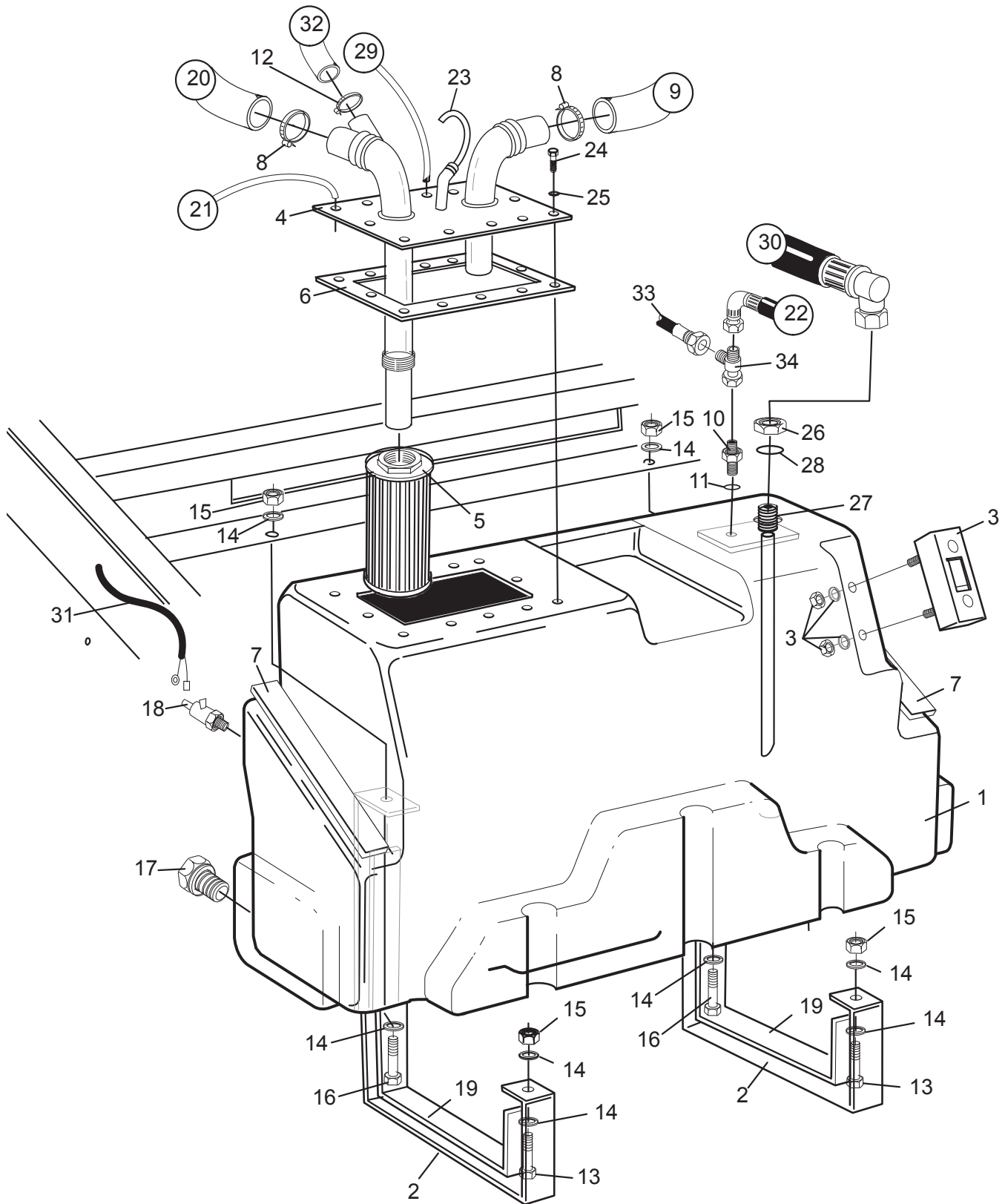
# HYDRAULIC CIRCUIT CUTTER DRIVE



## HYDRAULIC CIRCUIT CUTTER DRIVE

Item No.	Description	Part No.	Qty	Item Note
47	Test Point ½" Bsp M/Female Tee	950631	1	
48	Hose ½" Bsp Assy	111-0923	1	.361 Lg 230°
49	Hose ½" Bsp Assy	953673	1	1270 Lg 280°
50	Hose ½" Bsp Assy	953619	1	1600 Lg 270°
51	Hose ½" Bsp Assy	953674	1	995 Lg
52	Hose ½" Bsp Assy	953738	1	0.770 Lg
53	Hose ½" Bsp Assy	953674	1	1.395 Lg
55	Washer M20 Plain	09499	4	
56	Hose ¼" Bsp Assy	910673	1	1650 mm Lg
57	Hose ½" Bsp Assy	953666	1	620 mm Lg
58	Elbow ¼" Male/Female 900	31-06-004	1	
59	Hose ½" Bsp Assy	953738	1	
60	Plug-Hyd (Parallel, 1/4" M Blank)	30-06-200	2	
61	Hose (1/4" 1.910 Lg 90/Str)	111-8087	2	1.91Lg
62	Hose (1/4" 0.950 Lg 90/Str)	111-8088	1	0.95Lg
63	Hose (3/8" 0.340 Lg Str/Str)	111-8089	1	0.34Lg
64	Hose (3/8" 0.680 Lg 90/Str)	111-8090	1	0.68Lg
65	Tee-Bsp, 1/4 Inch (M/Sf/M Branch)	10-06-083	1	
66	Adaptor-Bsp (1/4" x 3/8" M/M)	50-06-009	2	
67	Tee 3/8" M/M/F Bsp	910611	1	
68	Tie-Cable	50-07-033	2	Not Shown
69	Tie-Cable (368 x 4,8)	74-07-020	1	Not Shown

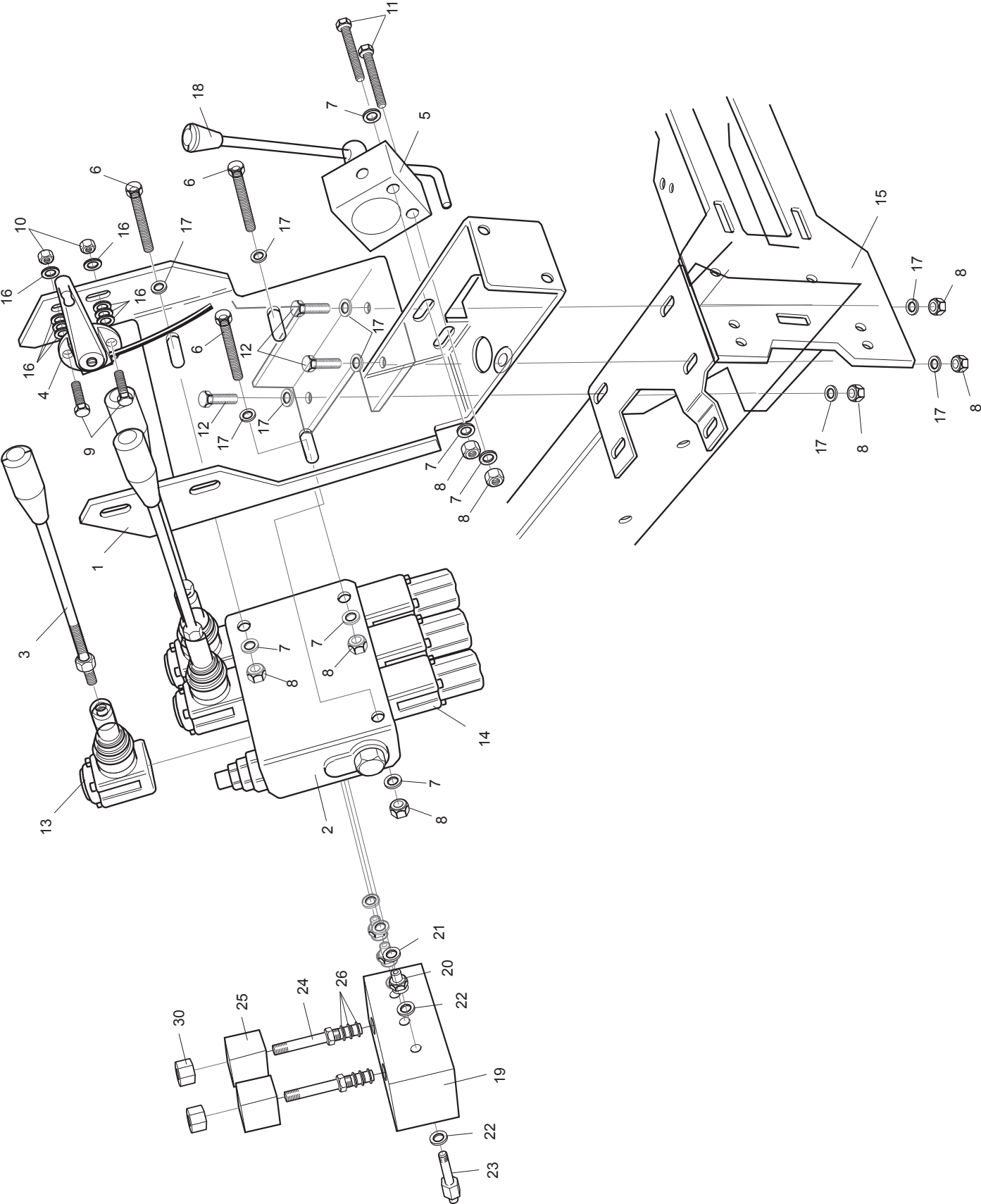
# HYDRAULIC OIL TANK ASSEMBLY



## HYDRAULIC OIL TANK ASSEMBLY

Item No.	Description	Part No.	Qty	Item Note
1	Tank Oil Plastic	953802	1	
2	Strap Tank	953169W	2	
3	Gauge Sight	65-06-018	1	
4	Flange Suction W/A	953885W	1	
5	Strainer Suction	950608	1	
6	Gasket Suction Flange	924892	1	
7	Rubber 40*10	910944	2	
8	Hose Camp 30 - 50 Mm	10-11-034	2	
9	Hose Filler 1 ¼" * 1050 Lg	924684	1	
10	Adaptor 3/8" Bssp M/M Bulkhead	30-06-208	1	
11	Seal Dowty 3/8"	10-06-031	1	
12	Hose Clamp 20 - 40 Mm	10-11-033	2	
13	Setscrew M8*25	03162	2	
14	Washer M8 Plain	09475	8	
15	Nut M8 Nyloc	09441	4	
16	Setscrew M*30	09369	2	
17	Plug Blanking ½" Magnetic	20-06-207	1	
18	Switch Temperature	940852	1	
19	Strip Neoprene	HY910808	2	x 0.61m
20	Hose 1 ¼" * 600 Lg	953691	1	
21	Hose ¼" Bssp Assy	953694	1	x 2000 Lg
22	Hose 3/5" Bssp Assy * 470 Lg	953692	1	x 600 Lg
23	Tube Black Nylon 8Mm	65-10-003	1	x 1.20m
24	Setscrew M5*20 Hex Hd	ZDH1E020U	12	
25	Washer Stepped	924218	12	
26	Locknut 1" Bsp	910923	1	
27	Pipe Return W/A	910360	1	
28	Seal Dowty 1"	09-06-214	1	
29	Hose 3/8" Bsp Assy	953708	1	x 480 Lg
30	Hose 1" Bssp Assy	910664	1	790 Lg
31	Wiring Loom T4240	111-0191	1	
32	Hose ¾" Cut/Cut	953615	1	780 Lg
33	Hose (3/8" 0.680 Lg 90/Str)	111-8090	1	680Lg
34	Adaptor-Tee (3/8" M/F/M)	20-06-203	1	

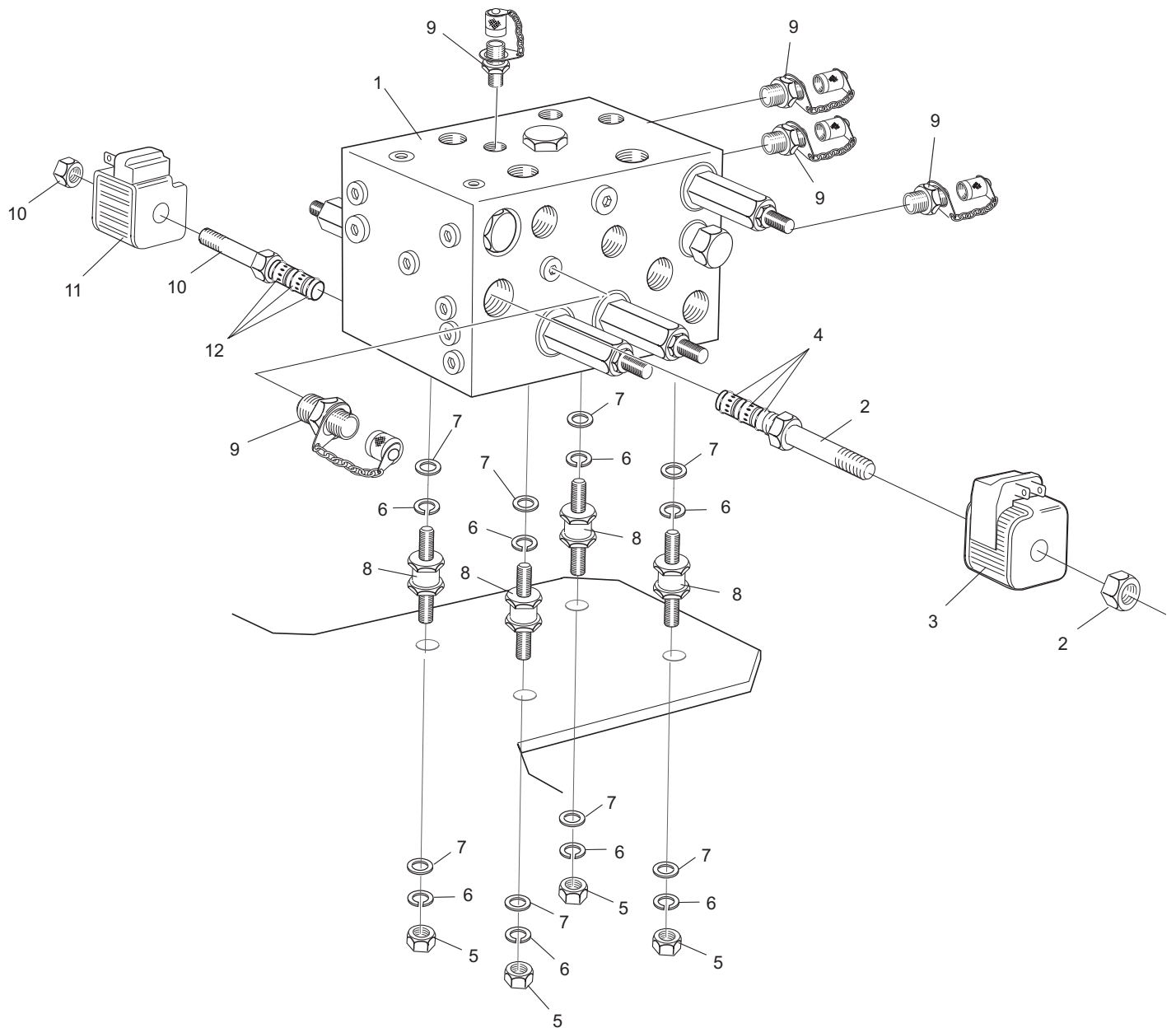
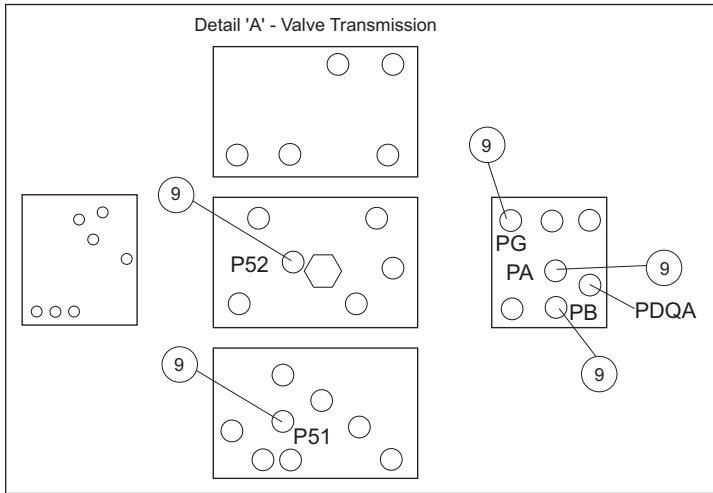
# LIFT VALVE BRACKET



## LIFT VALVE BRACKET

Item No.	Description	Part No.	Qty	Item Note
1	Bracket Lift Valve	910415W	1	
2	Valve Lift	111-1399	1	Incs Items 3, 13, 14, 27
3	Lever Lift Valve	910623	3	
4	Throttle Cable Assy	910815	1	
5	Valve Brake	74-06-015W	1	
6	Bolt M8*65	ZBH1H065U	3	
7	Washer Plain M8	09475	6	
8	Nut M8 Nyloc	09441	8	
9	Setscrew M5*16	ZDH1E016U	2	
10	Nut M5 Nyloc	09430	2	
11	Bolt M8*60	09371	2	
12	Setscrew M8*25 Button Hd	ZHS1H025U	3	
13	Pivot Box Lift Valve M10	910622	3	
14	Detent Lift Valve	111-1401	3	
15	Chassis Centre W/A	953100W	1	
16	Washer Plain M5	09470	8	
17	Washer 5/16" * 7/8"	09267	9	
18	Knob Plastic M10	70-07-019	1	
19	Valve 3/5 Lift	111-7977	1	
20	Adaptor 3/8" / 1/4" Bsp M/Female	953606	3	
21	Seal Dowty 3/8"	10-06-031	3	
22	Seal Dowty 1/4"	10-06-030	6	
23	Adaptor 1/4" Bsp Banjo	953605	3	
24	Valve Solenoid	111-8043	2	
25	Coil Solenoid	119-4619	2	
26	Seal Kit	110-8773	2	Not Shown, Suits Item 25
27	Check Valve - Lift Valve	111-1402	3	Not Shown
28	Seal Kit	111-7491	1	Not Shown, Suits Item 2
29	Lead-Patch, Valve	111-8095	2	Not Shown, Suits Item 25
30	Nut-Coil	110-2635	2	

# TRANSMISSION VALVE

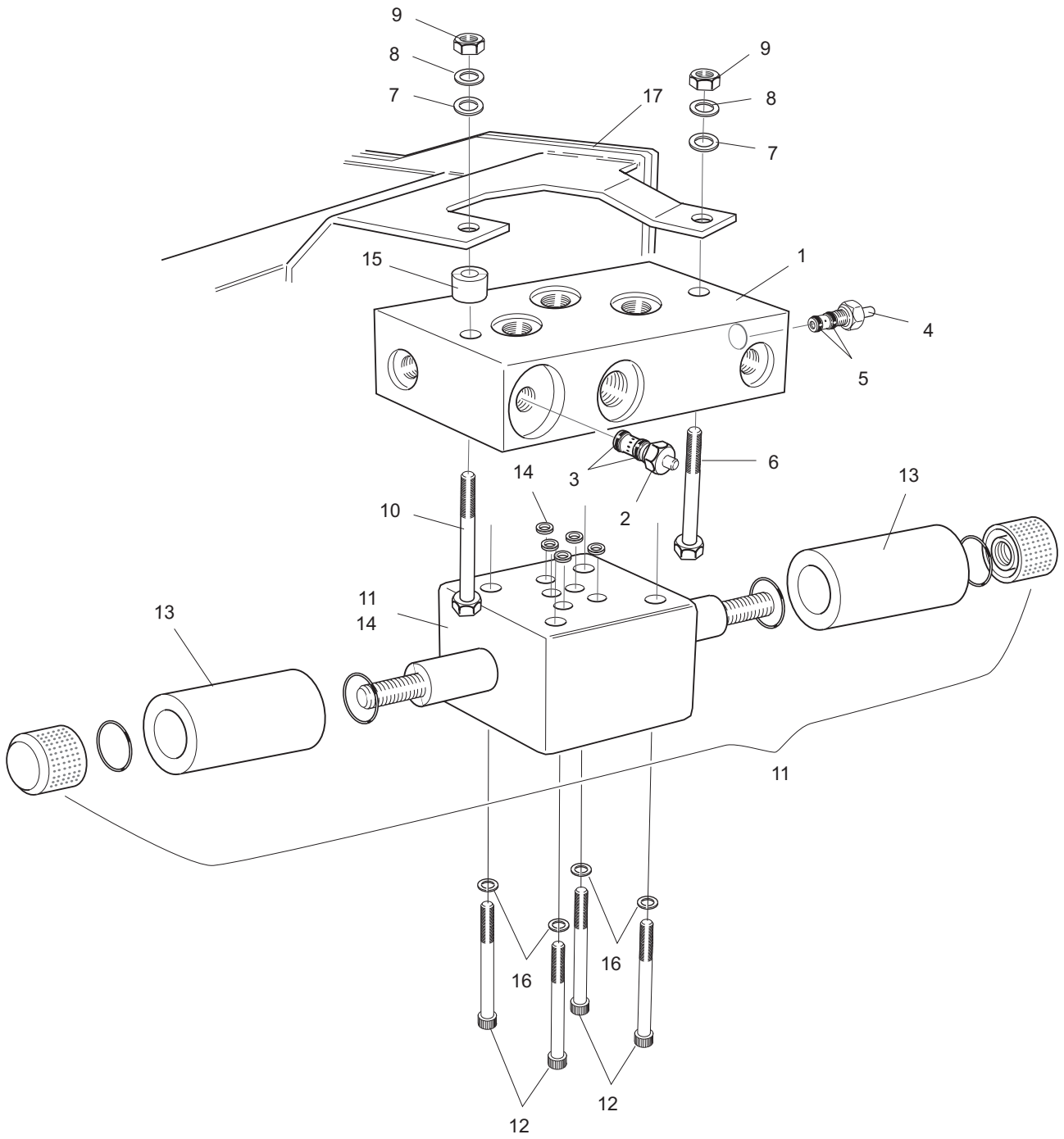


## TRANSMISSION VALVE

Item No.	Description	Part No.	Qty	Item Note
1	Front Transmission Block	953683	1	
2	Valve Solenoid	953728	1	Incs item 4
3	Coil Solenoid	953730	1	
4	Seal Kit	953715	1	Part Of Item 2
5	Nut M10	09449	8	
6	Washer Spring M10	09480	8	
7	Washer Plain M10	ZWQ1T000U	8	
8	Isomount Transmission	74-07-041	4	
9	Test Port	910615	5	
10	Solenoid Spool Difflock	953609	1	Incs Item 12
11	Coil Solenoid	63-06-082	1	
12	Seal Kit (Difflock)	910633	1	Incs Item 10



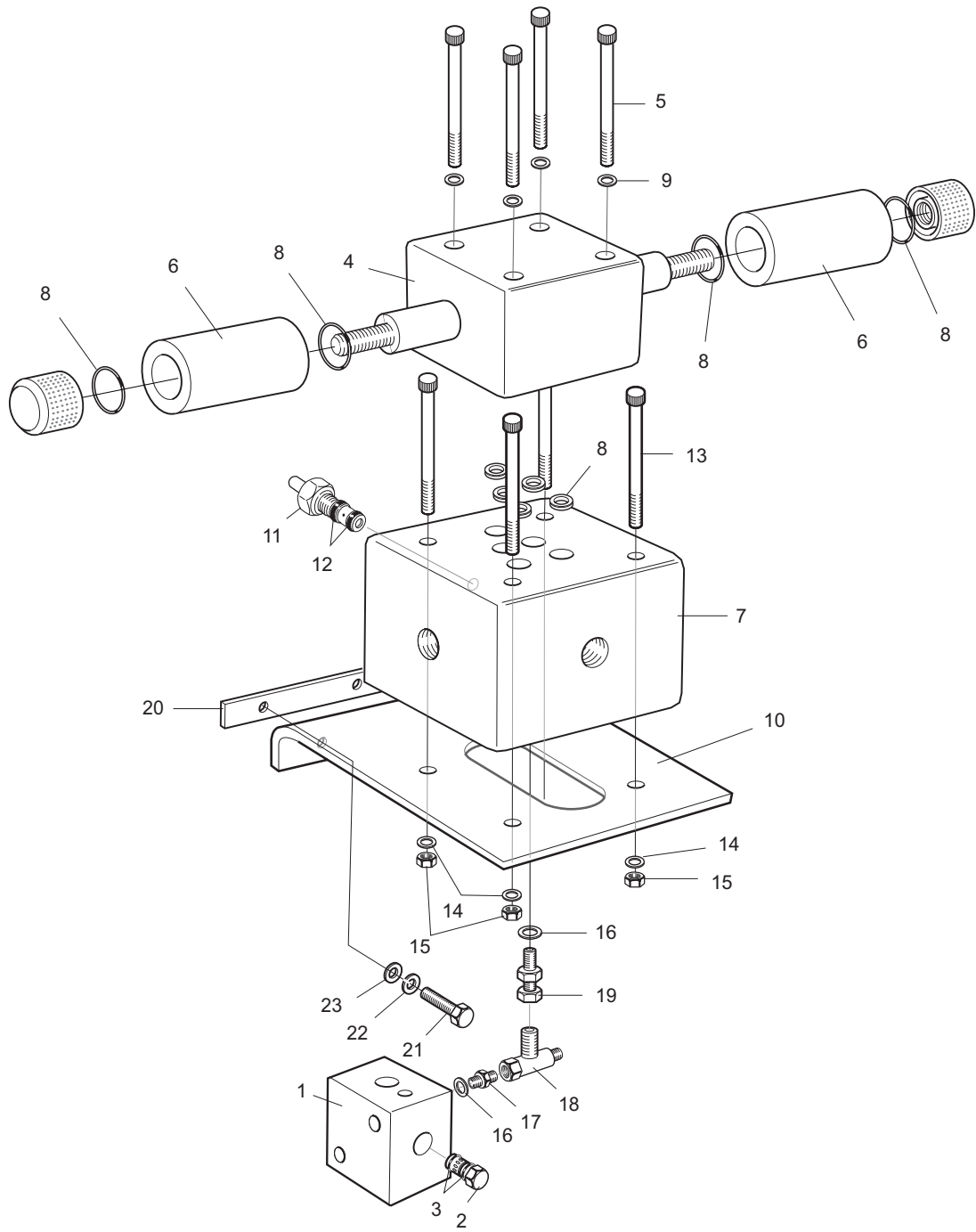
# CUTTER SUB PLATE / SUB PLATE



## CUTTER SUB PLATE / SUB PLATE

Item No.	Description	Part No.	Qty	Item Note
1	Valve Cutter Sub Plate	910699	1	Incs Items 2 & 4
2	Valve Relief	749610	1	See Item 3 For Seal Kit
3	Seal Kit	910707	1	Not Shown, Suits Item 2
4	Valve Needle	910709	1	See Item 5 For Seal Kit
5	Seal Kit	910640	1	Not Shown, Suits Item 4
6	Setscrew M8*55	09565	1	
7	Washer 5/16*7/8	09267	2	
8	Washer M8 Spring	03469	2	
9	Nut M8 Plain	ZNH1H000U	2	
10	Bolt M8*70	ZBH1H070U	1	
11	Valve Control Complete	70-06-245	1	See Item 14 For Seal Kit
12	Capscrew M6*45 Socket Hd	ZCS1F045U	4	
13	Coil Solenoid	70-06-246	2	
14	Seal Kit Complete	70-06-041	1	Not Shown, Suits Item 11
15	Spacer Dia 1/2" * 15 Mm	924149	1	
16	Washer Spring M6	09474	4	
17	Chassis Centre W/A	953100W	1	

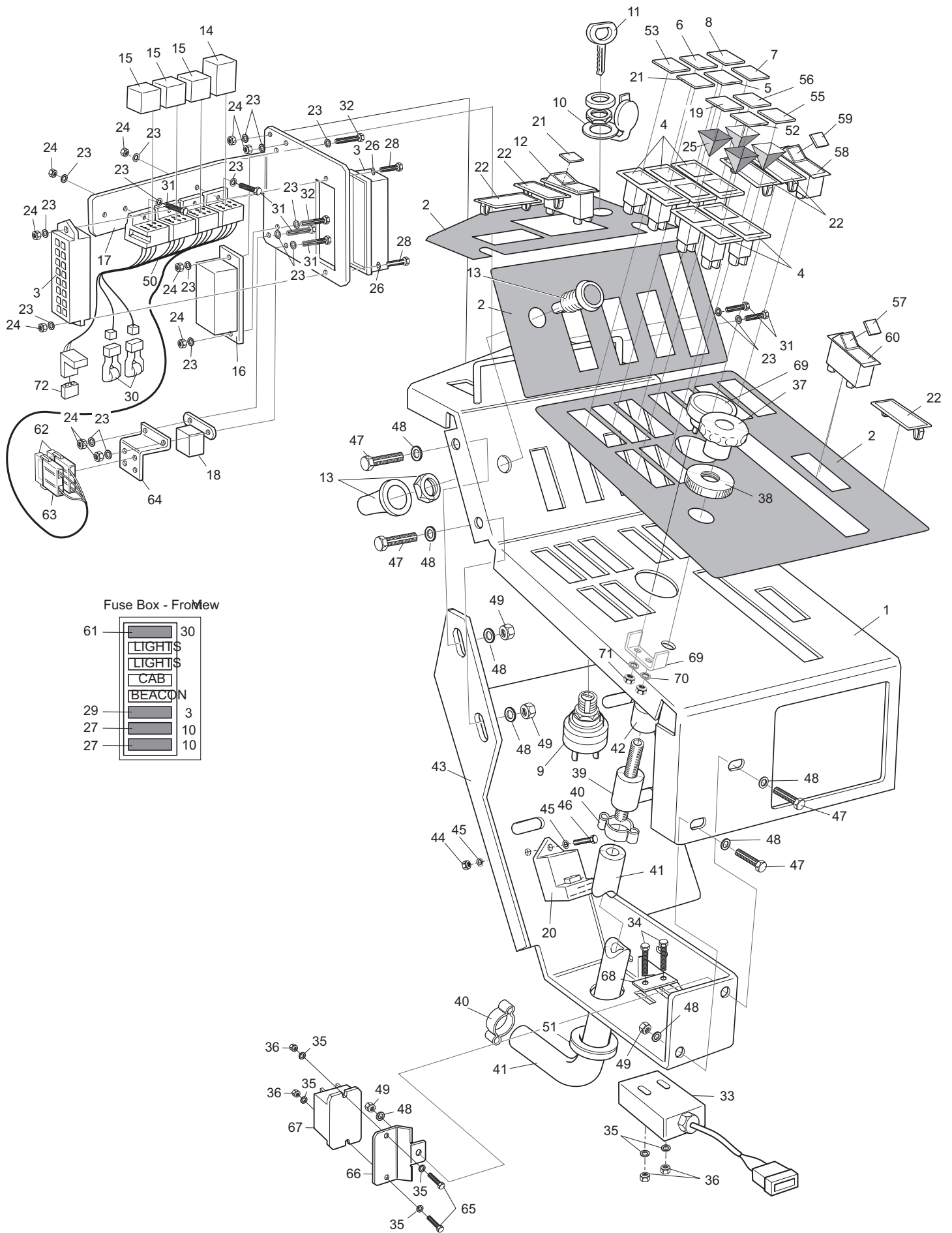
# UNIT 1/5 CUTTER CONTROL VALVE



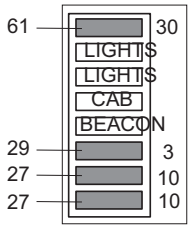
## UNIT 1/5 CUTTER CONTROL VALVE

Item No.	Description	Part No.	Qty	Item Note
1	Manifold Return Bypass	910616	1	Incs Item 2
2	Valve Check	910641	1	See Item 3 For Seal Kit
3	Seal Kit	910642	1	Not Shown Suits Item 2
4	Valve Control	70-06-245	1	See Item 8 For Seal Kit
5	Capscrew M6*40 Soc Hd	ZCS1F040S	4	
6	Coil Solenoid	70-06-246	2	
7	Sub Plate Cetop 5	953600	1	Incs Item 11
8	Seal Kit Complete	70-06-247	1	Not Shown, Suits Item 4
9	Washer Spring M6	09474	4	
10	Plate Cetop Bracket	953190W	1	
11	Valve Relief	953610	1	See Item 12 For Seal Kit
12	Seal Kit	953611	1	Not Shown, Suits Item 11
13	Capscrew M6*85	09685	4	
14	Washer M6 Plain	09472	4	
15	Nut M6 Nyloc	09438	4	
16	Seal Dowty 3/4"	10-06-033	2	
17	Adaptor 1" / 3/4" Bsp Male/Male	10-06-070	1	
18	Tee 1" / 1" / 3/4" Bsp M/Female/M	953608	1	
19	Adaptor 3/4" Bsp Male/Female	20-06-202	1	
20	Plate Securing	924407	1	
21	Setscrew M8*25	03162	2	
22	Washer M8 Spring	03469	2	
23	Washer M8 Plain	09475	2	

# CONTROL PANEL



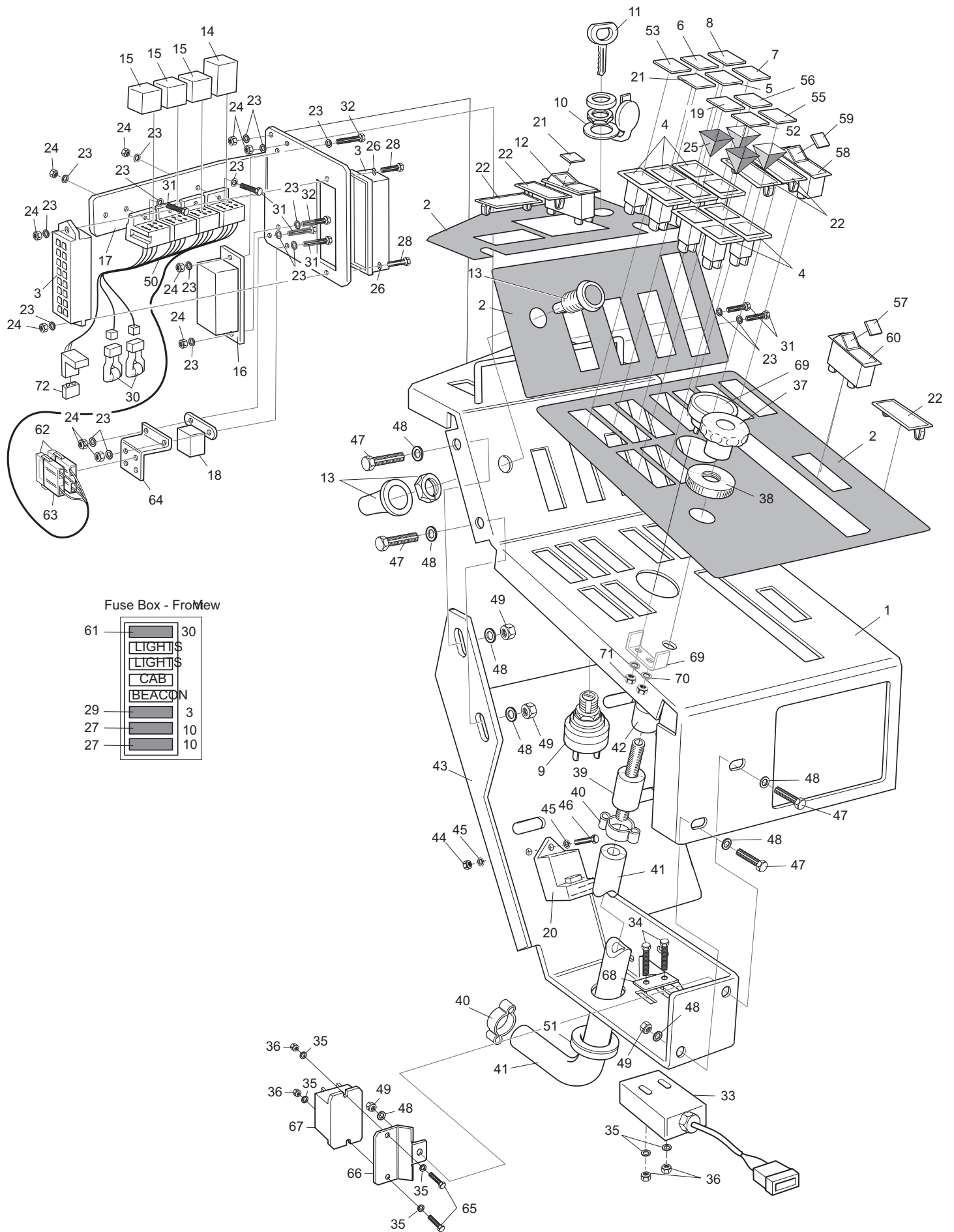
Fuse Box - Front View



## CONTROL PANEL

Item No.	Description	Part No.	Qty	Item Note
1	Control Panel W/A	994430W	1	
2	Decal Control Panel T4240	994912	1	
3	Fuse Box 8 Way	70-09-096	1	
4	Light Panel	HY924601	5	
5	Lens Warning Battery	924605	1	
6	Lens Warning Oil Pressure	924606	1	
7	Lens Warning Engine Temp	924602	1	
8	Lens Warning Trans Temp	924603	1	
9	Switch Ignition	74-09-009	1	Incs Item 11
10	Cover Switch	74-09-010	1	
11	Key	74-09-017	1	
12	Switch C/Head Drive Control	924864	1	
13	Button Horn	924618	1	
14	Relay Glow Plug 70A N/O	924625	1	
15	Relay 30A C/O	111-0336	3	
16	Timer Assy (Opc Control)	70-01-512	1	
17	Bracket Fuse Box	924404W	1	
18	Relay Fuel Solenoid	16259-60250	1	
19	Lens Glow Plug	950857	1	
20	Timer Glow Plug	15694-65992	1	
21	Lens Green	950856	2	
22	Cover Blank	924600	6	
23	Washer Plain M5	09470	13	
24	Nut M5 Nyloc	09430	8	
25	Reflector Panel Light	950872	2	
26	Washer M5 Spring	09644	2	
27	Fuse 10 Amp	70-09-026	3	
28	Screw Soc Hd Cap M5*12	ZCS1E012U	3	
29	Fuse 3 Amp	70-09-024	1	
30	Diode Assy	950868	4	
31	Setscrew M5*12	ZDH1E012U	2	
32	Setscrew M5*16	ZDH1E016U	7	
33	Switch Handbrake	950865	1	
34	Setscrew M4*35	09704	2	
35	Washer M4 Plain	09658	6	
36	Nut M4 Nyloc	09657	4	
37	Handwheel	924160	1	
38	Handnut	924814	1	
39	Weight Transfer Shift	910522	1	
40	O Clip	924815	2	
41	Hose	924686	1	
42	Bush Nylon	924817	1	
43	Lift Valve Bracket	910415W	1	
44	Nut M6 Nyloc	09544	1	

# CONTROL PANEL

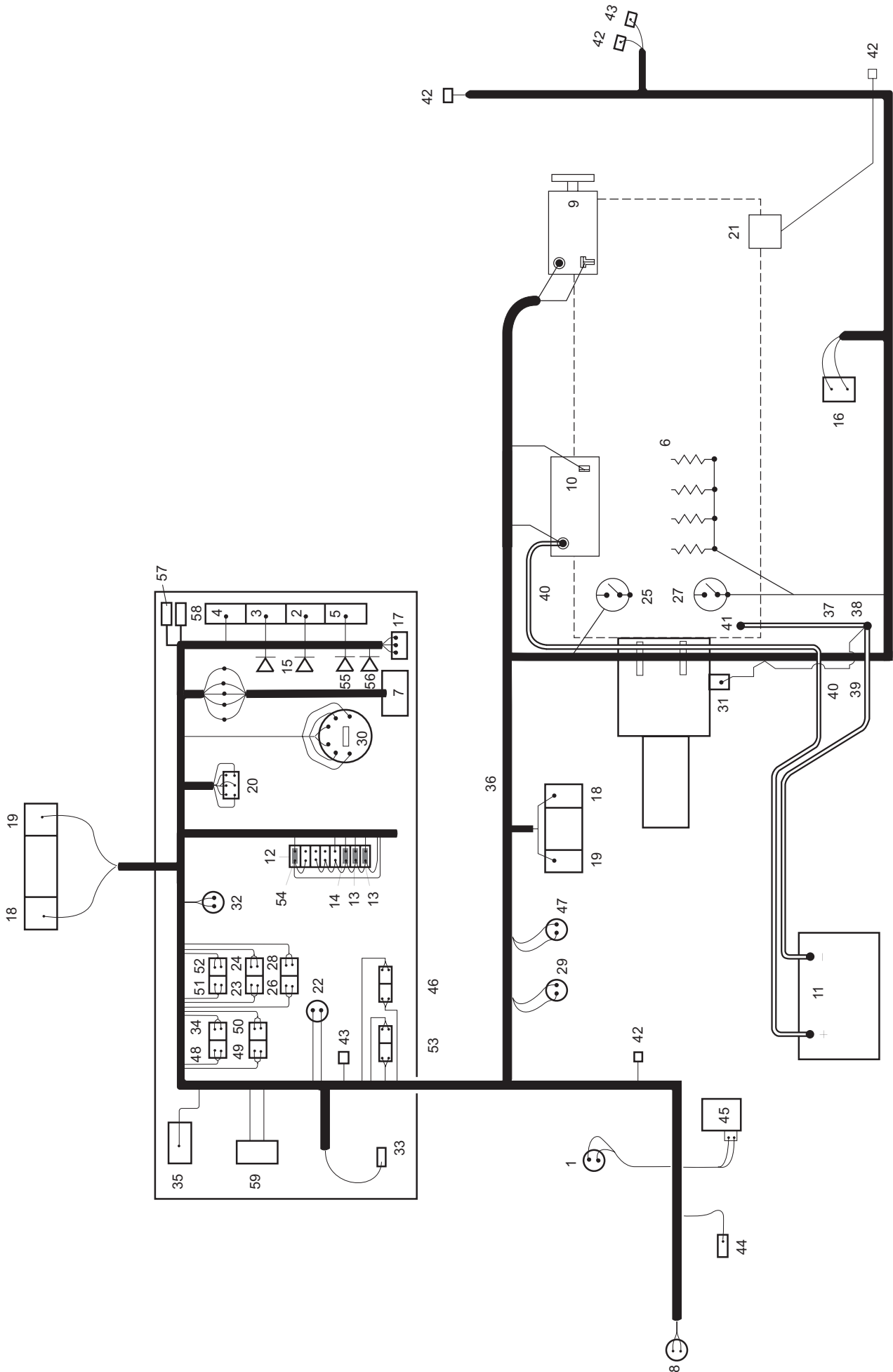


## CONTROL PANEL

Item No.	Description	Part No.	Qty	Item Note
45	Washer M6 Plain	09472	2	
46	Setscrew M6*20	09363	1	
47	Setscrew M8*20	09368	4	
48	Washer 5/16" * 7/8"	09267	8	
49	Nut M8 Nyloc	09441	4	
50	Wiring Loom	111-1752	1	
51	Grommet 30 O/D	74-07-019	1	
52	Lens Parking Brake	950858	1	
53	Lens Trans Oil Filter	950863	1	
56	Lens Real Stop	950873	1	
57	Lens 2/4 Wd	950859	1	
58	Switch Lift Configuration	924608	1	
59	Lens Lift Configuration	953835	1	
60	Switch 2/4 Wd	924607	1	
61	Fuse 30 Amp	70-09-027	1	
62	Fuse 60 Amp	950926	2	
63	Fuse Holder Maxifuse Holder	111-0283	2	
64	Bracket Main Fuse	994299W	1	
65	Setscrew M4*12	ZDH1D012U	2	
66	Bracket Relay Neutral Start	924452	1	
67	Relay Neutral Start	995718	1	
68	Plate Switch Clamp	940342	1	
69	Hour Meter	910850	1	
70	Washer Nylon M4	09733	2	
71	Nut Nyloc M4	ZNN1D000U	2	
72	Delay Module Seat	924722	1	
73	Patch Lead Fuel Solenoid	111-1306	1	Not Shown



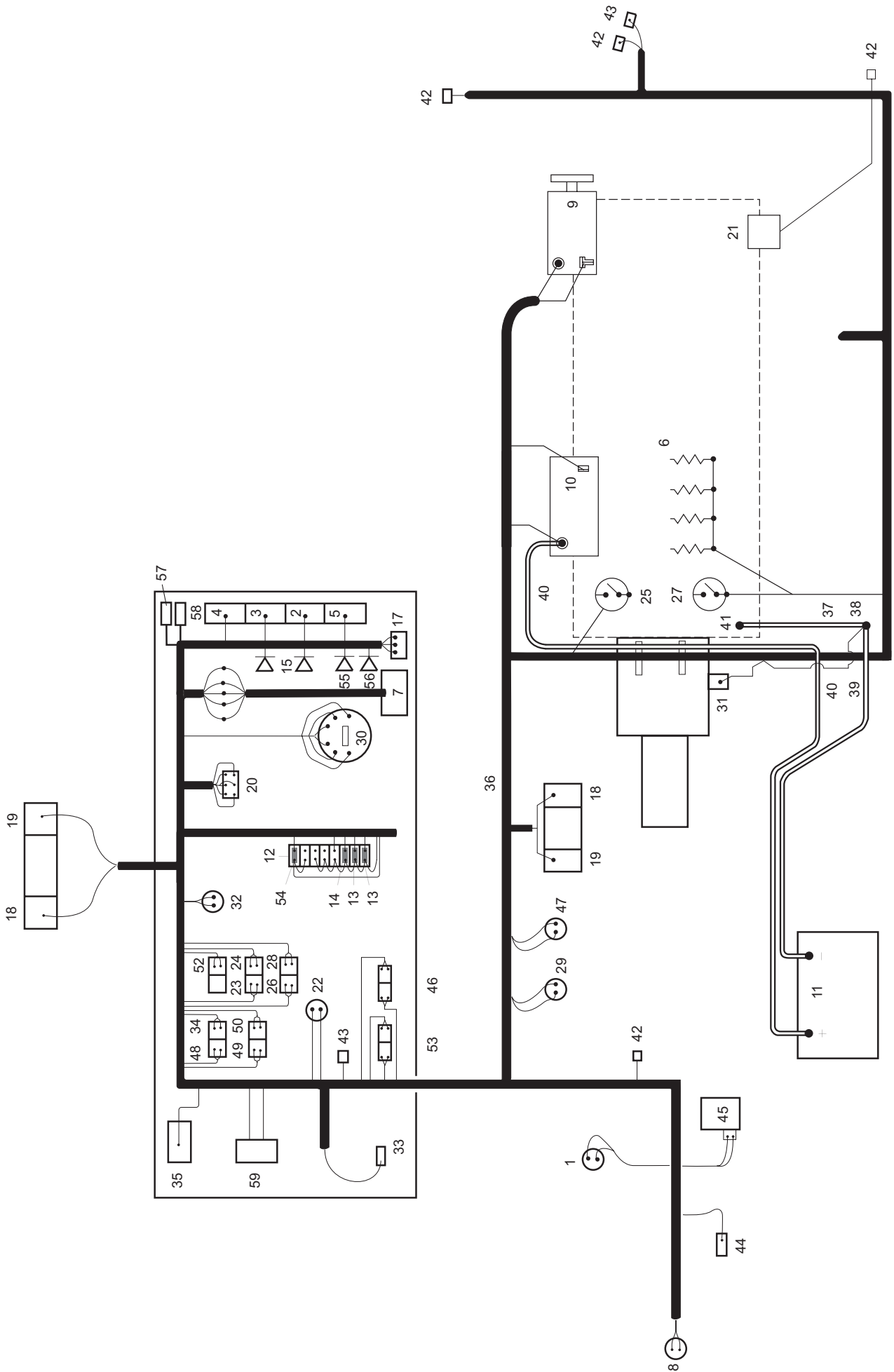
# WIRING LOOM LAYOUT



## WIRING LOOM LAYOUT

Item No.	Description	Page No.
1	Horn	8
2	Relay Seat Switch	22
3	Relay Temperature Warning	104
4	Relay Cutter Drive Lamps	104
5	Relay Glow Plug	104
6	Glow Plugs Engine	12
7	Timer Opc Control	104
8	Switch Seat	22
9	Alternator/Regulator Engine	12
10	Starter Motor Engine	10/ 12
11	Battery	10
12	Fuse Box	104
13	Fuse 10 Amp	104
14	Fuse 3 Amp	104
15	Diodes Overheat Audible Warning	104
17	Relay Fuel Solenoid	104
18	Solenoid Cutting Cylinder Drive Front	98 / 100
19	Solenoid Cutting Cylinder Drive Rear	98 / 100
20	Switch Cutting Cylinder Drive	104
21	Solenoid Fuel	12
22	Hourmeter	104
23	Light Battery Warning	104
24	Light Engine Oil Pressure Warning	104
25	Switch Engine Oil Pressure	12
26	Light Engine Coolant Temperature Warning	104
27	Switch Engine Coolant Temperature	12
28	Light Hydraulic Oil Temperature Warning	104
29	Switch Hydraulic Oil Temperature	94
30	Switch Ignition	104
31	Switch Neutral Start	26
32	Switch Horn	104
33	Switch Parking Brake Interlock	104
34	Light Glow Plug	104
35	Timer Glow Plug	102
36	Wiring Loom T4240	10 / 104
37	Earth Cable	10
38	Earth Point Front Lh Engine Mount Bracket	10
39	Cable Battery Negative	10
40	Cable Battery Positive	10
41	Engine Earth Connection Flywheel Housing Lh	10
42	Lighting Kit Connections	-
43	Beacon Kit Connections	-
44	Switch Differential Lock	26
45	Solenoid Differential Lock	98
46	Switch Work/Transport	104

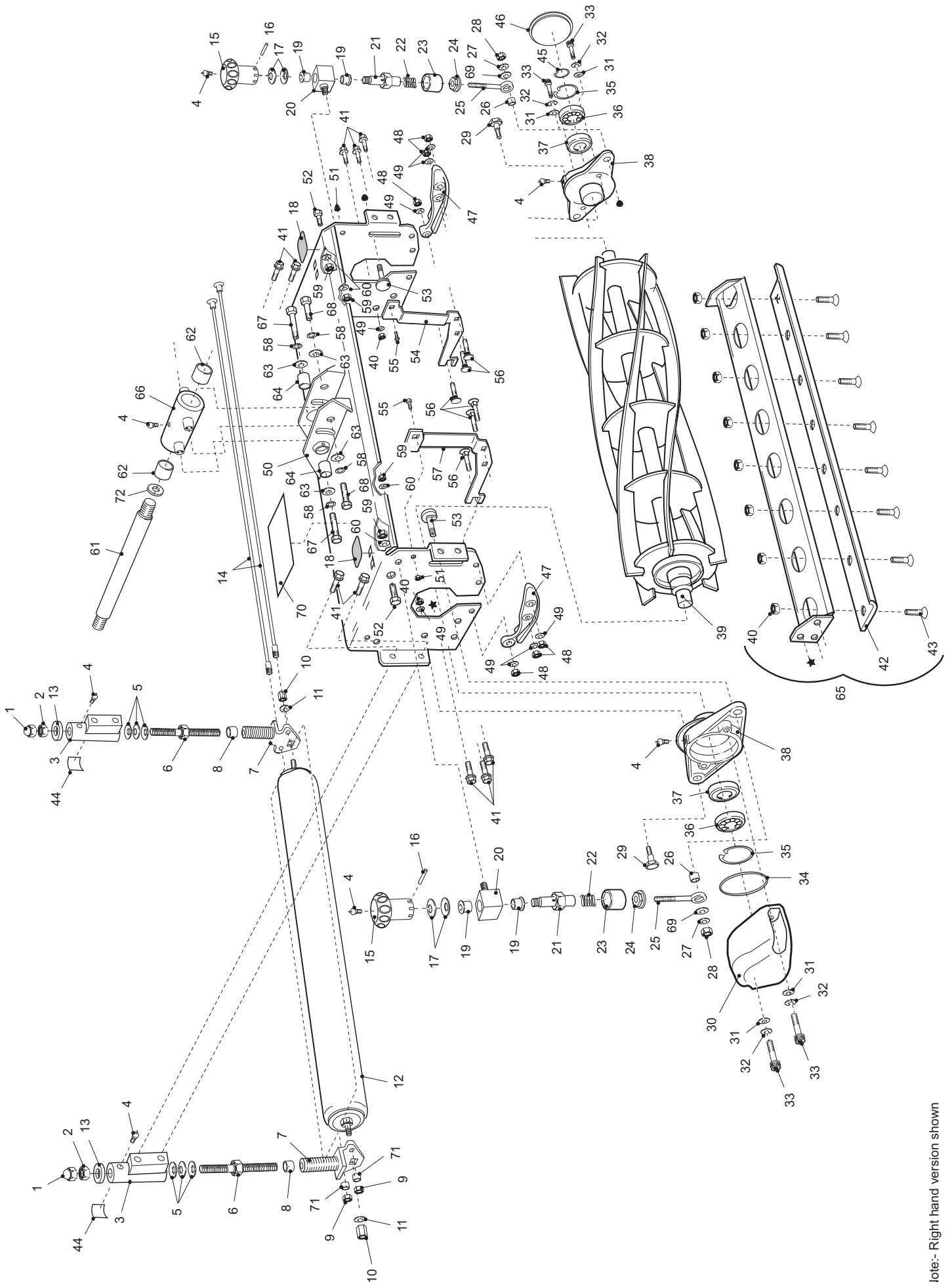
# WIRING LOOM LAYOUT



## WIRING LOOM LAYOUT

<b>Item No.</b>	<b>Description</b>	<b>Page No.</b>
47	Switch Transmission Oil Filter	10 / 82
48	Light Parking Brake	104
49	Light Neutral	104
50	Light Cutterdrive Disengage	104
52	Light Transmission Oil Filter	104
53	Switch Lift Configuration	104
54	Fuse 30 Amp	104
55	Diode Parking Brake	104
56	Diode Seat Switch	104
57	Fuse Main	104
58	Fuse Glow Plugs	104
59	Delay Module	104

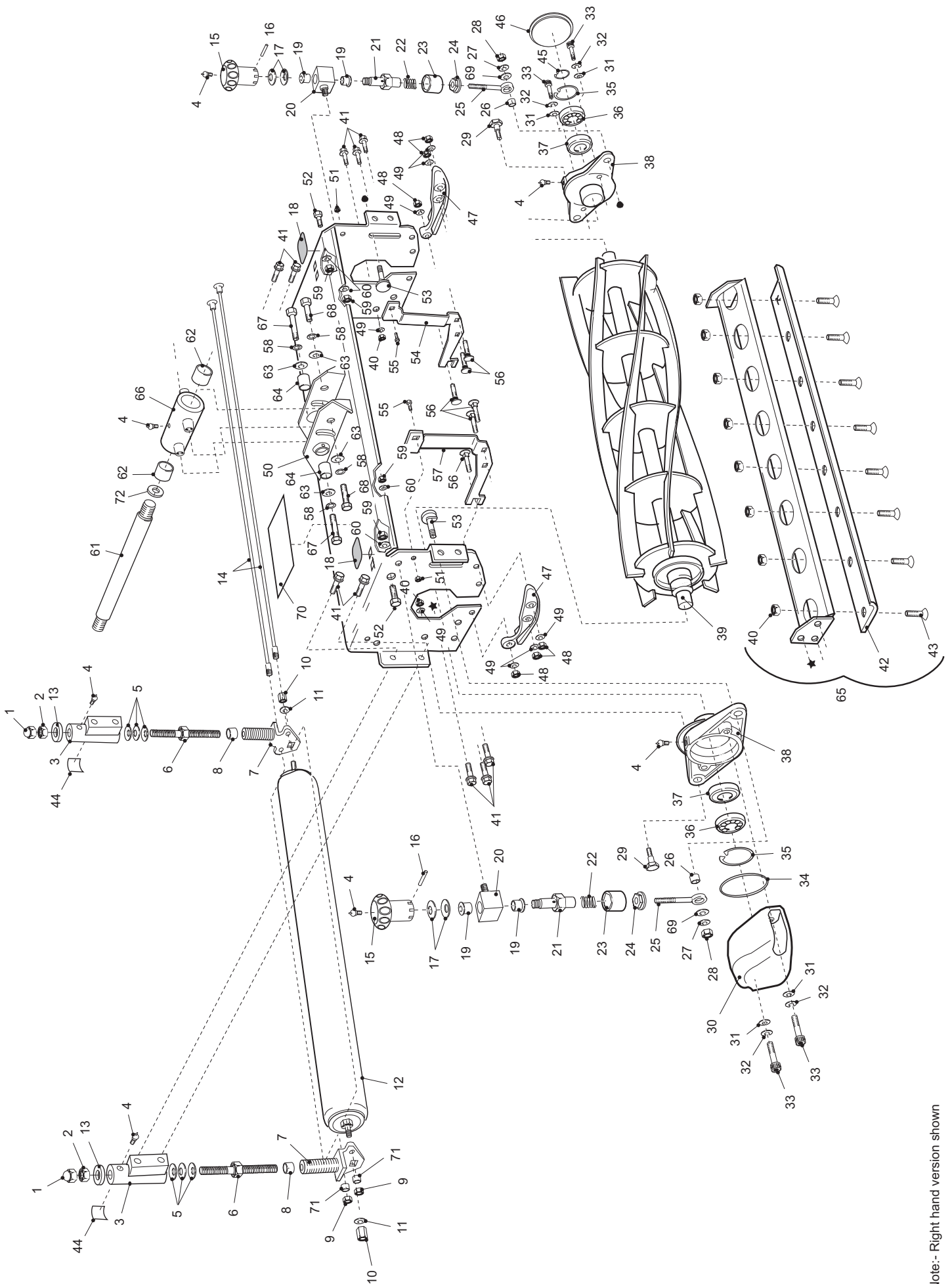
# MK3 CUTTERHEAD



## MK3 CUTTERHEAD

Item No.	Description	Part No.	Qty		Item Note
			200 mm	254 mm	
1	Nut M12 Dome	ZNK1L000U	2	2	
2	Nut M12 Lock	ZNL1L000U	2	2	
3	Roller Mounting W/A	876064W	2	2	
4	Nipple Bsp 1/8" Straight	10-11-017	7	7	
5	Disc Spring Dia 25*Dia 12.2*1.5 Thk	876099	6	6	
6	Stud- Rear Roller Adjusting W/A	63-01-960	2	2	
7	Screw - Adjuster W/A	876027	2	2	
8	Spacer Steel 26*38*12.5	63-02-123	2	2	
9	Nut M6 Nyloc	09438	4	1	
10	Nut Roller	876062	2	2	
11	Washer Spring M16	HY4200	2	2	
12	Roller Smooth Dia 76	876006	1	1	
13	Cap Pressure Control	876098	2	2	
14	Scraper Wire 30 Mm	63-07-072	2	2	
15	Handwheel	876013W	2	2	
16	Pin Spirol Dia 5*30	09730	2	2	
17	Disc Spring Dia 35.5*18.3*1.25	876034	4	4	
18	Decal Cylinder On Cut Adjuster	214053	2	2	
19	Bearing 18*20*12 Flanged	876082	4	4	
20	Trunnion	876047	2	2	
21	Adjuster Sleeve	876085	2	2	
22	Spring Compression	876003	2	2	
23	Cage Backlash	876053	2	2	
24	Nut Backlash	876054	2	2	
25	Bolt Swing	876004	2	2	
26	Bearing 14*12*12	876035	2	2	
27	Washer Spring M12	09599	2	2	
28	Nut M12 Plain	09454	2	2	
29	Pin Pivot	876022	2	2	
30	Counterweight	876009W	1	1	
31	Washer Plain M10 Heavy	ZWQ1J000U	4	4	
32	Washer Spring M10	09480	4	4	
33	Screw Soc Hd Cap M10*40	09718	4	4	
34	O Ring Dia 2.987"	876032	1	1	
35	Circlip Int Dia 52	63-07-008	2	2	
36	Bearing 6205.J.c3	63-07-036	2	2	
37	Seal Single Lip 30*52*10	63-07-038	2	2	
38	Bearing Casting	876007W	2	2	
39	Cylinder 4 Blade 200 Mm Dia	111-3458	1	0	
39	Cylinder 6 Blade 200 Mm Dia	111-3415	1	0	
39	Cylinder 8 Blade 200 Mm Dia	111-3416	1	0	
39	Cylinder 10 Blade 200 Mm Dia	111-3417	1	0	
39	Cylinder 4 Blade 254 Mm Boron	111-3418	0	1	
39	Cylinder 6 Blade 254 Mm Boron	111-3419	0	1	
39	Cylinder 8 Blade 254 Mm 165 HELIX	111-3420	0	1	

# MK3 CUTTERHEAD

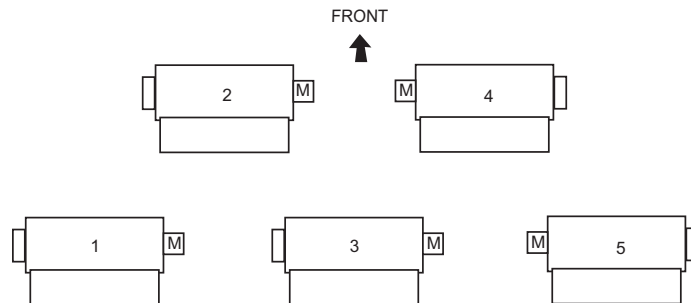
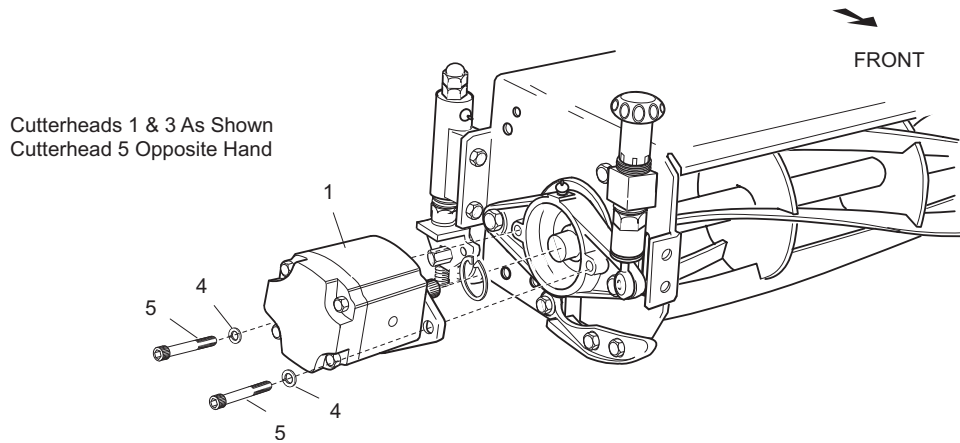
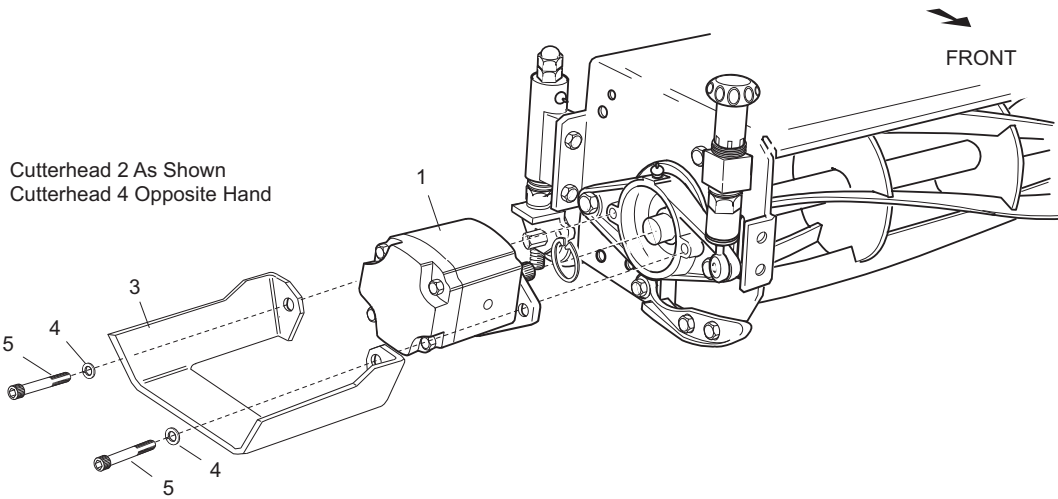


## MK3 CUTTERHEAD

Item No.	Description	Part No.	Qty		Item Note
			200 mm	254 mm	
40	Nut M10 Binx	ZNB1J000U	10	10	
41	Screw Durloc M10*16	63-11-019	10	10	
42	Bottom Blade 13 Mm 8 Hole	876008	1	1	
43	Screw Soc Hd Csk M10*25	09740	8	8	
44	Decal Height Of Cut Adjustment	63-13-039	2	2	
45	Circlip Ext Dia 25 Mm	40-07-017	1	1	
46	Plug Motor Housing 11357	861808	1	1	Discard if supplied
47	Skid 200 Mm	876019W	2	0	
47	Skid - 254Mm	884024W	0	2	
48	Nut - M10 Nyloc	ZNN1J000U	6	6	
49	Washer - M10	09479	8	8	
50	Mainframe - 200Mm Mk3	876033C	1	0	
50	Mainframe - 254Mm Mk3	884007C	0	1	
51	Nut - M6 Nyloc	09438	2	2	
52	Setscrew - M12 X 16	ZDH1L016U	2	2	
53	Pin - Bearing Adjuster	876069	2	2	
54	Bracket Guard Lh	876052W	1	0	
54	Bracket Guard Lh	884015W	0	1	
55	Screw M6 X 16 Hex	09362	2	2	
56	Bolt Carriage M10 X 35	09738	6	6	
57	Bracket Guard Rh	876057W	1	0	
57	Bracket Guard Rh	884016W	0	1	
58	Washer - M16 Spring	HY4200	4	0	
59	Nut - M12 Binx	ZNB1L000U	4	4	
60	Washer - Plain M12	ZWP1L000U	4	4	
61	Head Pivot Pin	65-05-120	1	0	
61	Head Pivot Pin Mk3 10"	65-05-127	0	1	
62	Bush 30 X 34 X 20	876065	2	2	
63	Washer - M16 Plain	09491	4	0	
64	Bush 25 X 16 X 25	922500	2	0	
65	Bottom Blade Assy.	876060W	1	1	
66	Fixed Pivot Casting	922115W	1	0	
67	Setscrew M16 X 50	ZDH1P050U	2	0	
68	Setscrew - M16 X 30 Hex. Hd	09598	2	0	
69	Washer - M12 Plain	HY09485	2	2	
70	Decal - Warning Hands & Feet	40-13-010	1	1	
71	Bush Dia 6.3 X Dia 9.7 X 7	340154	2	2	
72	Spacer *	953900W	1	1	*on centre head only



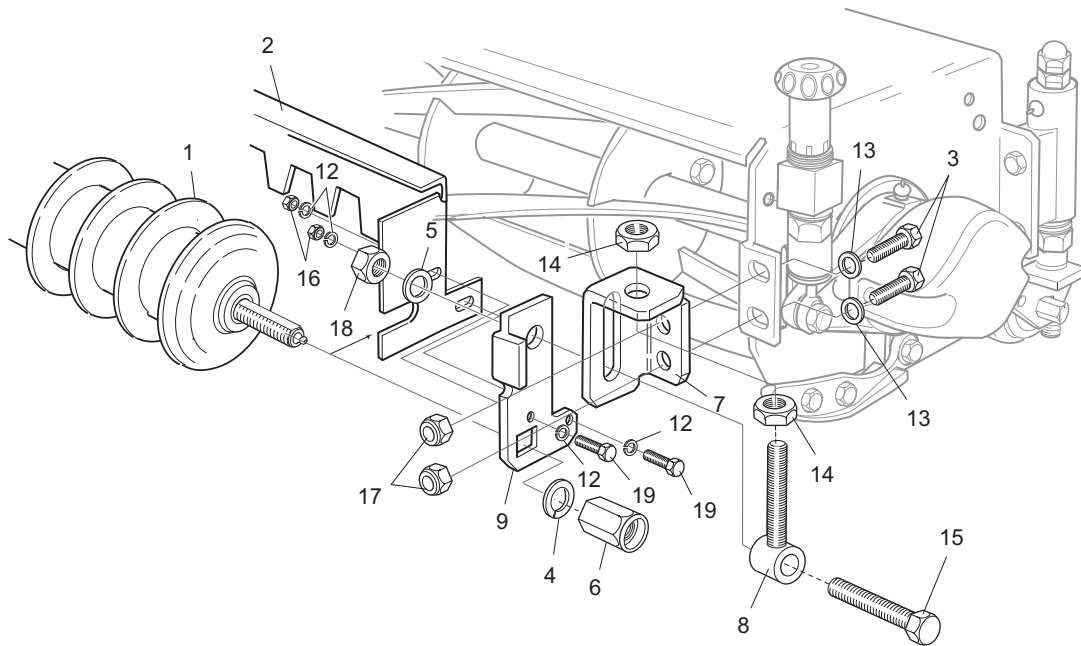
# MK3 CUTTERHEAD MOTORS



Item No.	Description	Part No.	Qty	Item Note
1	Motor Cutterhead Anti-Clockwise	940602	3	
2	Motor Cutterhead Clockwise	910696	2	NOT SHOWN
3	Motor Guard	924420W	2	
4	Washer Spring M10	09480	10	
5	Screw Soc Hd Cap M10*40	09718	10	

# GROOVED FRONT ROLLER KIT

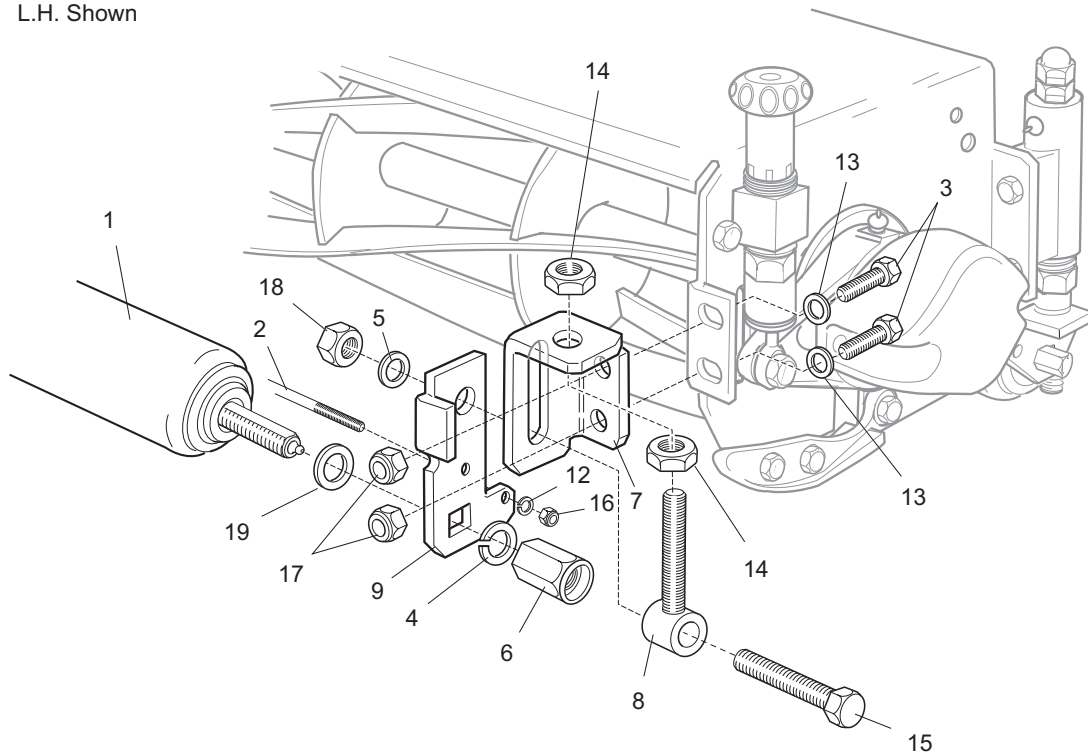
L.H. Shown



Item No.	Description	Part No.	Qty	Item Note
1	Roller Grooved	882002	1	
2	Scraper Grooved Roller	882003W	1	
3	Setscrew M10*25 Hex Hd	09395	4	
4	Washer M16 Spring	HY4200	2	
5	Washer Plain M12	HY09485	2	
6	Nut Roller	876062	2	
7	Bracket Front Roller Lh	881013W	1	
8	Roller Adjuster W/A	881011	2	
9	Plate Roller Adjuster Lh	881016W	1	
10	Bracket Front Roller Rh	881014W	1	Not Shown
11	Plate Roller Adjuster Rh	881015W	1	Not Shown
12	Washer M6 Plain	09472	8	
13	Washer M10 Plain Light	09479	4	
14	Nut M12 Lock	ZNL1L000U	4	
15	Setscrew M12*55	ZDH1L055U	2	
16	Nut M6 Nyloc	09438	4	
17	Nut M10 Nyloc	ZNN1J000U	4	
18	Nut M12 Nyloc	ZNN1L000U	2	
19	Setscrew M6*20	09363	4	Scraper bar screw

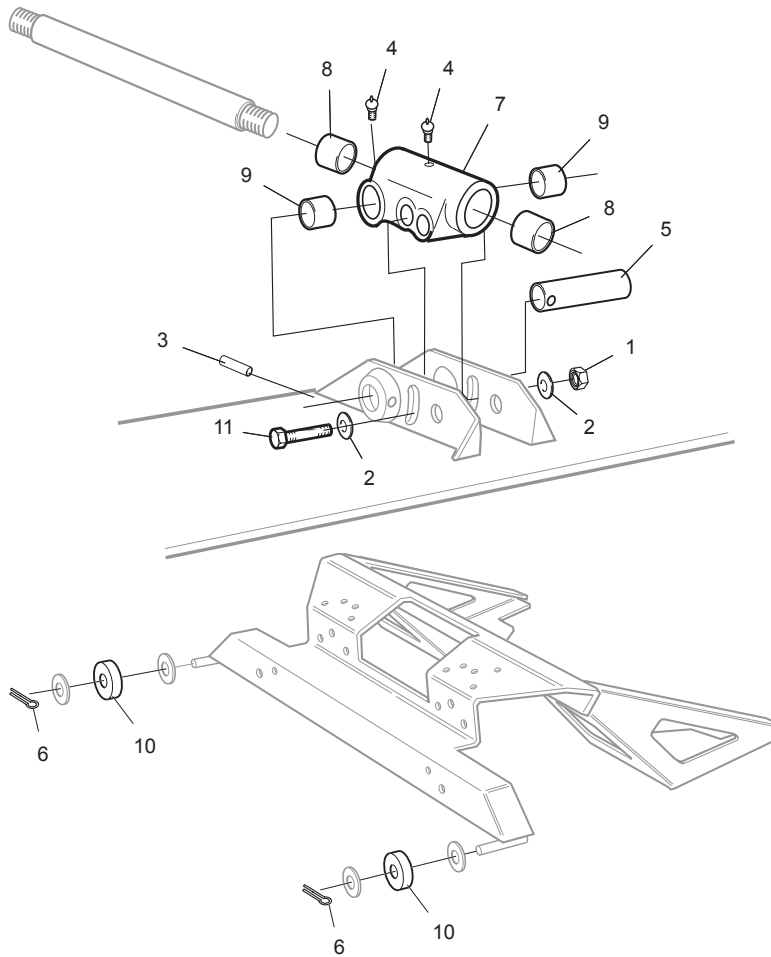
# SMOOTH FRONT ROLLER KIT

L.H. Shown



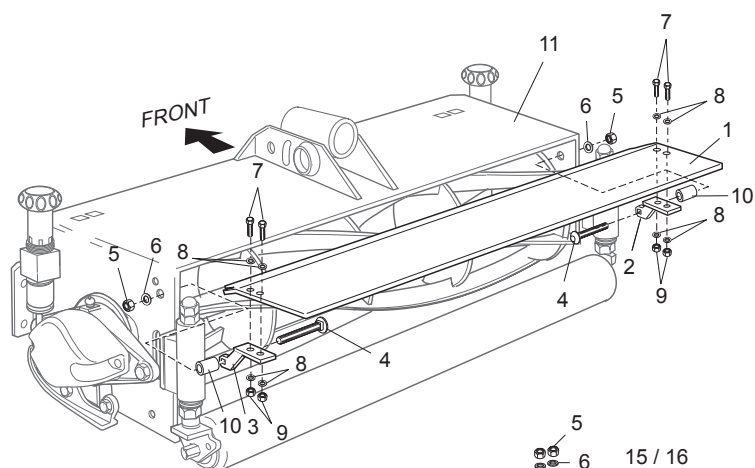
Item No.	Description	Part No.	Qty	Item Note
1	Roller Smooth	876006	1	
2	Scraper Wire 30 Mm	63-07-072	1	
3	Setscrew M10*25 Hex Hd	09395	4	
4	Washer Spring M16	HY4200	2	
5	Washer Plain M12	09485	2	
6	Nut Roller	876062	2	
7	Bracket Front Roller Lh	881013W	1	
8	Roller Adjuster W/A	881011	2	
9	Plate Roller Adjuster Lh	881016W	1	
10	Bracket Front Roller Rh	881014W	1	Not Shown
11	Plate Roller Adjuster Rh	881015W	1	Not Shown
12	Bush Dia 6.3 X Dia 9.7*7	340154	1	
13	Washer Plain M10	09479	4	
14	Nut M12 Lock	ZNL1L000U	4	
15	Setscrew M12*55	ZDH1L055U	2	
16	Nut M6 Nyloc	09438	1	
17	Nut M10 Nyloc	ZNN1J000U	6	
18	Nut M12 Nyloc	ZNN1L000U	2	
19	Washer M16	09491	2	

## MK3 CUTTERHEADS - FLOATING HEAD KIT

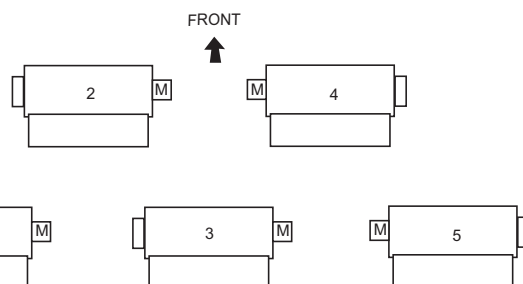
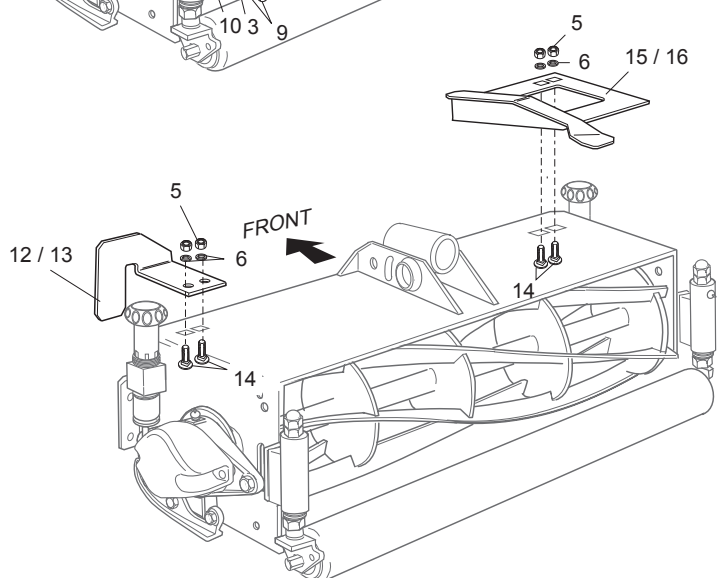


Item No.	Description	Part No.	Qty	Item Note
1	Nut M16*2 Nyl Ins P Type	09456	5	
2	Washer M16 Plain	09491	10	
3	Pin Spirol Ø 8*50 Mbk	10-11-014	5	
4	Nipple Bsp 1/8" Straight	10-11-017	10	
5	Pin Ø25*133	65-05-104	5	
6	Pin Split Ø 3*30	70-11-005	2	
7	Float Pivot Casting	876039W	5	
8	Bush Dx 30*34*20	876065	10	
9	Bush Dx 25*28*25	876066	10	
10	Roller Ø 125 Nylon	924153	2	
11	Bolt M16*120	ZBH1P120U	5	
12	Wing 8" Head Stop Rh W/A	953224W	1	NOT SHOWN
13	Wing 8" Head Stop Lh W/A	953225W	1	NOT SHOWN

## MK3 CUTTERHEAD FIXINGS



Cutterheads 1, 2 & 3 as shown.  
Cutterheads 4 & 5 opposite head



Cutterhead 1 as shown.  
Cutterhead 5 opposite head

Item No.	Description	Part No.	Qty	Item Note
1	Deflector Rear Grass	876040W	5	
2	Bracket Deflector Lh	876041	5	
3	Bracket Deflector Rh	876042	5	
4	Bolt Carriage M10*55	ZBK1J055U	10	
5	Nut Nyloc Hex M10	ZNN1J000U	18	
6	Washer Plain M10	09479	18	
7	Screw M5*16	ZDH1E016U	20	
8	Washer Plain M5	09470	20	
9	Nut Nyloc Hex M5	09430	20	
10	Spacer Deflector	876049	10	
11	Mk3 Cutterhead Assys	-	3	
11	200 mm 4 Blade	02800	-	
11	200 mm 6 Blade	02801	-	
11	200 mm 8 Blade	02802	-	
11	200 mm 10 Blade	02803	-	
11	254 mm 4 Blade	02810	-	
11	254 mm 6 Blade	02811	-	
11	254 mm 8 Blade	02812	-	
12	Guard Lh Height Of Cut	876086W	1	C/Head 1 Only
13	Guard Rh Height Of Cut	876087W	1	C/Head 5 Only
14	Bolt Carriage M10*25	15-11-003	8	
15	Wing Head Stop Lh W/A	953205W	1	C/Head 1 Only Fixed
16	Wing Head Stop Rh W/A	953180W	1	C/Head 5 Only Fixed

## RECOMMENDED SPARE PARTS STOCK

Part No.	Description	For 1 machine	For 5 machines	For 10 machines
111-5015	Engine Air Filter	1	4	7
111-5016	Engine Air Safety Filter	1	4	7
17321-32430	Engine Oil Filter	1	4	7
15221-43170	Engine Fuel Filter	1	3	6
924709	Pressure Filter	1	4	7
924692	Return Filter	1	4	7
950608	Suction Strainer	1	2	4
70-09-015	Battery 065	0	1	1
950926	Fuse 60A	1	2	2
70-09-026	Fuse 10A	2	5	8
70-09-024	Fuse 3A	2	5	8
111-0336	Relay 30A C/O	0	1	2
953819	Seat Switch	0	1	2
994860	Switch Diff Lock	1	1	2
111-0143	Switch Neutral Assy	1	1	2
74-01-274	Wheel Assy Front	0	1	2
74-07-027	Tyre Front	0	0	2
74-07-012	Inner Tube Front	1	2	3
924050	Wheel Assy Rear	0	1	2
924803	Tyre Rear	0	0	2
72-07-068	Inner Tube Rear	1	2	3
HY910807	Filler Beather Gauge	0	1	1
70-05-031	Bush 35*30*25	2	2	4
65-07-051	Bush 34*30*20	2	2	4
25-07-007	Bush 30*25*50	4	6	8
74-07-028	Bush 28*25*20	4	6	8
74-07-008	Bush 28*25 Flanged	1	1	2
876066	Bush 28*25*25	6	10	10
767818	Bush 28*25	2	4	6
953505	Bush 28*28	4	8	8
111-0420	Cable Control Transmission	1	2	4
910815	Cable Throttle	0	1	1
953601	Diverter Valve	0	2	4
<b>SEAT KITS</b>				
950709	Triple Pump	0	1	1
950621	Front Wheel Motor	0	1	1
950621	Rear Wheel Motor	0	1	1
910704	Cutter Motor	1	2	4
50-06-013	Lift Cylinder	0	1	1
70-06-090	Steering Cylinder	0	1	1
876008	Bottom Blade 13 Mm 8 Hole	5	10	20
09740	Soc C'sunk Hd M10*25	40	80	160
ZNB1J000U	Binx Hex Nut	40	80	160
876006	Smooth Roller 76 Dia	0	5	5
876019W	Skid (200 Mm Head)	0	5	10
884024W	Skid (250 Mm Head)	0	5	10

## RECOMMENDED SPARE PARTS STOCK

Part No.	Description	For 1 machine	For 5 machines	For 10 machines
<b>SEAT KITS CONTINUED</b>				
63-07-036	Bearing 6205.J.c.3	4	10	20
40-07-017	Circlip Ext Dia 25 Mm	2	5	10
63-07-008	Circlip Int Dia 52 Mm	4	10	20
63-07-038	Oil Seal Single Lip 30*52*10	4	10	20
876032	O Ring Dia 2.987"	2	6	10
10-11-017	Nipple Bsp 1/8" Straight	1	2	4
63-07-072	Scraper Wire 30 Mm	0	2	4
876065	Bush 30*34*20	2	6	10
922500	Bush 25*16*25	2	6	10
910696	Hydraulic Motor Clockwise	0	1	3
940602	Hyd Motor Anti-Clockwise	0	1	3
65-05-120	Head Pivot Pin (200 Mm Head)	1	3	5
65-05-127	Head Pivot Pin (254 Mm Head)	1	3	5
876100	4 Blade Cylinder 200 Diameter	0	1	2
877020	6 Blade Cylinder 200 Diameter	0	1	2
878020	8 Blade Cylinder 200 Diameter	0	1	2
879020	10 Blade Cylinder 200 Diameter	0	1	2
883025	4 Blade Cylinder 254 Diameter	0	1	2
884031	6 Blade Cylinder 254 Diameter	0	1	2







**Count on it.**